

Parts Manual



See "General Information"
for New Parts Manual
Features

D6R Custom Parts Manual Track-Type Tractors

2YN1-Up (Machine)
3ZN1-Up (Machine)
4MN1-Up (Machine)
5LN1-Up (Machine)
6JN1-Up (Machine)
7KN1-Up (Machine)
8LN1-Up (Machine)
9PN1-Up (Machine)
08Z93150-99999 (Engine)
6NC1-Up (Engine)
1GY1-Up (Transmission)

D6R Custom



Powered By 3306 Engine

BLZ 74800475
1266743

Product and Dealer Information

Note: For product identification plate locations, see the section "Product Identification Information" in the Operator and Maintenance Manual.

Delivery Date: _____

Product Information

Model DGR

Product Identification Number 9PN01353

Engine Serial Number 6NC15969

Transmission Serial Number _____

Generator Serial Number N/A

Attachment Serial Number _____

Attachment Information 65 LRP 6YP00246 4111188 2973

Customer Equipment Number _____

Dealer Equipment Number _____

Dealer Information

Name _____ Branch _____

Address _____

	Dealer Contact	Phone Number	Hours
--	----------------	--------------	-------

Sales	_____	_____	_____
-------	-------	-------	-------

Parts	_____	_____	_____
-------	-------	-------	-------

Service	_____	_____	_____
---------	-------	-------	-------

TABLE OF CONTENTS

Name	Page	Name	Page
GENERAL INFORMATION	A4	PRELUBE CHG AIR	60
REPAIR ALTERNATIVES	A7	PRELUBE AIR-ENGINE	62
SUPPLEMENTAL COOLANT ADDITIVES	A8	PUMP GP-ENGINE OIL	64
MAINTENANCE PARTS	A9	COOLING SYSTEM	67
INDEX	A11	COOLING AIR-HYDRAULIC OIL	67
MACHINE ARRANGEMENT	1	COOLING AIR	68
DISPOSAL AIR	1	COOLER GP-FLTR BASE & ENG OIL	70
MODIFICATION AIR	6	COOLER GP-TRANSMISSION OIL	73
ENGINE ARRANGEMENT	7	FAN AIR-EJECTOR	74
ENGINE AIR-CUSTOM	7	FAN AIR-VARIABLE	76
ENGINE AIR	10	LINES GP-HYDRAULIC OIL COOLER	70
BASIC ENGINE	11	LINES GP-TURBOCHARGER WATER	79
CRANKSHAFT GP	11	LINES GP-WATER	80
COVER GP-CYLINDER BLOCK	12	PUMP GP-WATER	84
COVER GP-FRONT HOUSING	13	RADIATOR AIR-HI-AMBIENT	90
COVER GP-VALVE MECHANISM	14	RADIATOR AIR TRASH	91
CRANKSHAFT GP	15	RADIATOR GP	92
CYLINDER BLOCK AS	16	TANK GP-COOLANT	96
CYLINDER BLOCK GP	18	TANK GP-WATER	98
CYLINDER HEAD GP	20	AIR INLET AND EXHAUST SYSTEM	100
DAUPTER GP	24	AIR CLEANER GP	100
FAN SPEED INCREASE AIR	25	CARTRIDGE GP-TURBOCHARGER	102
FASTENER GP-CYLINDER HEAD	26	DUST EJECTOR GP	103
FASTENER GP-FRONT HOUSING	27	FASTENER GP-EXHAUST MANIFOLD	104
FASTENER GP-OIL PAN	28	FILTER ELEMENT AS PRIMARY AIR	106
FLYWHEEL GP	29	FILTER ELEMENT AS SEC AIR	107
GEAR GP-FRONT	30	LINES GP-ATP	108
GEAR GP-REAR	31	MANIFOLD GP-EXHAUST	111
HOUSING GP-FLYWHEEL	32	MUFFLER GP	113
HOUSING GP-FRONT	34	MUFFLER AIR	114
LIFTING GP-ENGINE	35	SHIELD AIR THERMO	116
PAN GP-OIL	36	SHIELD AIR	120
PISTON & ROD GP	37	SHIELD GP-MANIFOLD	123
PULLEY GP-CRANKSHAFT	38	SHIELD GP-TURBOCHARGER	124
SEAL GP-CRANKSHAFT	39	TURBOCHARGER GP	125
SUPPORT GP-ENGINE	40	FUEL SYSTEM	129
TRUNNION GP-ENGINE	41	CONTROL GP-FUEL RATIO	130
V-BELT SET	42	FASTENER GP-FUEL INJ PUMP	132
VALVE MECHANISM GP	43	FILTER GP-PRIMARY FUEL	133
LUBRICATION SYSTEM	45	FILTER GP-SECONDARY FUEL	136
BASE GP-OIL FILTER	45	GOVERNOR GP	138
BREATHER GP	47	LINES GP-DRAIN	142
FILLER GP-ENGINE OIL	48	LINES GP-FUEL INJECTION	143
GAUGE GP-OIL LEVEL (DIPSTICK)	49	PROTECTION GP-FUEL SYSTEM	152
LINES GP-ENGINE OIL	50	PUMP & MTC GP-FUEL TRANSFER	153
LINES GP-TURBOCHARGER OIL	52	PUMP GP-FUEL INJECTION	154
OIL CHANGE GP-HIGH SPEED	56	PUMP GP-FUEL TRANSFER	158
		PUMP GP-GOV & FUEL INJ	160
		SEAL GP	162
		TORQUE CONTROL GP	163

TABLE OF CONTENTS

Name	Page	Name	Page
ELECTRICAL AND STARTING SYSTEM	164	HYDRAULIC SYSTEM	340
ALTERNATOR AS-CHARGING	164	CYLINDER & LINES GP	340
ALTERNATOR GP-CHARGING	166	CYLINDER GP-LIFT	344
CONTROL GP-EMS ELECTRONIC	169	CYLINDER GP-DIPPED LIFT	346
LAMP GP-DOME	170	CYLINDER GP-LIFT	348
LAMP GP-FLOOD	171	HOSE AS	354
LIGHTING AR	176	LINES GP RIPPER	382
LIGHTING GP-AUXILIARY	186	LINE GP-TILT	383
LIGHTING GP-FLOOD	187	LINES GP TILT	384
MOTOR GP-ELECTRIC	188	LINES GP TILT CYLINDER	386
MOUNTING GP-ALTERNATOR	190	MOUNTING GP-CYLINDER	389
SWITCH AS-HANDLE	191	PUMP GP-HYDRAULIC	389
SWITCH GP-START	192	VALVE GP-BYPASS	390
		VALVE GP-DIVERTED	391
		VALVE GP-RELIEF	393
		VALVE GP-SELECTOR & PRESS CONT	394
		VALVE GP-SOLENOID	395
POWER TRAIN	193	IMPLEMENTS	396
CASE & PARTS GP-PLANITARY	194	BIT & CUTTING EDGE GP	396
CONTROL GP-TRANSMISSION HYD	198	BLADE & EDGE GP	401
FINAL DRIVE GP	202	BLADE & EDGE GP SEMI UNIVERSAL	405
GEAR GP-BEVEL & TRANSFER	226	BLADE & EDGE GP SU	406
PLANITARY GP-TRANSMISSION	230	BLADE & EDGE GP SEMI UNIVERSAL	407
SEGMENT GP-SPROCKET	242	BLADE AS	408
TRANSMISSION AR	244	BLADE AS SEMI UNIVERSAL	410
VALVE GP-MODULATING	245	BLADE AS STRAIGHT	417
		BLADE GP	420
		BLADE GP SEMI UNIVERSAL	421
		BLADE GP LOW GROUND PRESSURE	423
		BLADE GP	424
		BRACE GP	426
		BULLDOZER AR	429
		BULLDOZER AR MODIFICATION	429
		BULLDOZER AR	431
		BULLDOZER AR ANGLING	432
		BULLDOZER AR-PWR ANGLE & TILT	434
		BULLDOZER AR-SEMI UNIVERSAL	436
		C-FRAME AS	438
		C-FRAME GP	439
		LINKAGE GP-IMPLEMENT	440
		MOUNTING GP-RIPPER	441
		PUSH ARM GP	442
		RAKE GP	444
		RIPPER AR-LGP	446
		RIPPER GP	448
		TOOTH GP-RIPPER	450
		TRUNNION GP	451
		OPERATOR STATION	452
		AIR CONDITIONER AR	452
		BLOWER GP	460
		BOTTLE GP-WINDOW WASHER	462
		CAB AR	466
		CAB GP	470
FRAME AND BODY	248		
BAR AR-STRIKER	248		
BAR AS-STRIKER	250		
BAR GP-STRIKER	254		
CASE & FRAME AS	256		
CASE & FRAME GP	260		
COUNTERWEIGHT GP	261		
FRAME GP-TELESCOPING RECOIL	264		
GAUGE AR-TRACK	268		
GAUGE GP	269		
FINAL DRIVE GUARD AR	270		
GUARD AR-FINAL DRIVE	272		
GUARD AS-LH	274		
GUARD AS	275		
GUARD AS-RH	278		
GUARD GP-BOTTOM	279		
GUARD GP-TRANSMISSION	280		
HOOD & GUARD GP	281		
IDLER GP-TRACK	282		
LATCH AS	284		
LINK AS-TRACK	285		
MOUNTING GP-CARRIAGE ROLLER	295		
PIVOT BAR GP	296		
ROLLER AR	297		
ROLLER AR-CARR	298		
ROLLER GP-TRACK CARRIER	299		
STRIKER GP	300		
STRIKER GP-FRONT	301		
STRIKER GP-REAR	303		
TRACK ADJUSTER & RECOIL GP	306		
TRACK GP	307		

TABLE OF CONTENTS

Name	Page	Name	Page
COMPRESSOR GP-REFRIGERANT	473		
CONDENSER & MTG GP-REFRIGERANT . . .	478		
CONDENSER AR-REFRIGERANT	480		
CONDENSER GP-REFRIGERANT	482		
CONTROL GP-DISPLAY ELECTRONIC . . .	484		
COVER GP-CONSOLE	486		
EXTENSION GP-BACKREST	492		
HANDHOLD AR	493		
HANDHOLD GP	494		
HEATER GP-CAB	496		
INDICATOR AR	498		
INSTALLATION GP-RADIO	500		
LINER GP-CAB	502		
LINKS GP-HEATER	505		
MIRROR GP-REAR VIEW	506		
MUNAH * GP-QUAD GAUGE	507		
WIPER GP	508		
WIPER GP-WINDOW WIPER	509		
MOUNTING GP-CAB	512		
PAN GP-SEAT	514		
INSTRUMENT GP-ROPS	516		
PLATFORM AR	520		
PLATFORM GP-CAB	524		
PRESSURIZER GP-CAB	526		
ROPS GP	527		
SEAT BELT GP	528		
SEAT GP	530		
SEAT GP-SUSPENSION	534		
SUSPENSION GP-SEAT	540		
SWEEP AS	548		
WASHER GP-WINDSHIELD	550		
WASHER GP-WINDOW	554		
WINDOW AS-SLIDING	557		
WINDOW GP	560		
WINDOW GP CAB	561		
WINDOW GP	562		
WINDOW GP-CAB	563		
WINDOW GP	564		
WINDOW GP CAB	565		
WINDOW GP	567		
WINDOW GP CAB	569		
WINDOW GP	570		
WINDOW GP-CAB	571		
WIPER GP	572		
WIPER GP-WINDOW	574		
WIPER PIVOT GP	576		
PART NUMBER INDEX	B1		

GENERAL INFORMATION

1. MACHINE IDENTIFICATION

Caterpillar machines are identified by Product Information Numbers (PIN). Some components included in a machine may be identified by Serial Numbers (SN). Typical components that will be serialized include engines, transmissions, bulldozers, and scrapers. The machine and engine are further identified by arrangement numbers and, in some cases, modification numbers. These numbers are shown on the product identification plates and on the master plate in the operator's compartment.

Caterpillar dealers need all of these numbers to determine accurate parts identification.

2. ORDERING PARTS

Quality Caterpillar replacement parts are available from Caterpillar dealers throughout the world. Their parts inventories are up to date and include all parts normally required to protect your investment in Caterpillar machines. Dealers may offer repaired or remanufactured parts to allow selection of the most effective repair alternative for a particular situation. When ordering parts, your order should specify the quantity, part number, part name, and the total number/product identification number of the machine for which the parts are needed.

3. PARTS MANUAL ORGANIZATION

Product information in this manual is presented as "information elements" that represent all of the components for the specific model. Engine Arrangement and Seal Group are examples of information elements. The information elements are organized alphabetically by part name and secondarily by part number within each major section of the manual.

4. TABLE OF CONTENTS

New Feature

A table of contents (TOC) is found at the beginning of the manual. The TOC lists each section of the manual with a complete list of all information elements organized as they appear in the manual. Page numbers are provided for quick reference to detailed parts identification illustrations and serviceable parts lists.

5. MAINTENANCE PARTS INDEX

The Maintenance Parts Index, located near the beginning of the manual, references most frequently used maintenance part numbers, providing description, quantity, usage, and page number. This information is organized alphabetically by part description.

6. INDEX

The index located near the front of the manual is an alphabetical listing of all information elements included in the manual. Page numbers are provided for quick reference to detailed parts identification illustrations and serviceable parts lists.

7. PART NUMBER INDEX

A numerical index using all part numbers and the corresponding page number(s) appears at the back of the manual.

8. CAPTIONS

Captions located at the top of each page of an information element identify the part number and part name along with additional descriptive information. The part SN information found in each caption should be used to select correct information for a specific machine. Field replacement options, identification of optional attachment components, and where used (part of) information, if also provided.

New Feature

The first line of a caption is shown in larger type to indicate the beginning of an information element. Captions for additional pages that may be required to illustrate an information element will be shown in standard type font and will include the term *continued*.

9. NON-SERVICED PARTS

New Feature

In some instances it is necessary to display non-serviced parts that are a link to a lower level serviceable consist lists. These non-serviced part numbers are shown in blue type indicating that they are not available.

GENERAL INFORMATION

10. PARTS LIST REFERENCE NUMBERS

New Feature

Numbers shown in the Ref. No. column correspond to numbers used in the associated graphics. An alternate suffix may be added to a reference number to identify lower level detail items. Numbers shown in the Graphic Ref. column refer to the graphic number identifier displayed in the lower left corner of each illustration. The Graphic Ref. number may be used in conjunction with the Item Ref. No. to determine the correct part number. There may be intentional omissions of a Ref. No. in a complete list as information is provided to refer to the latest service part numbers.

11. INDENTED PART NAMES

When a part name is indented in a parts list, this part is included in the group or assembly under which it is indented.

12. ILLUSTRATION REFERENCE LETTERS

When necessary, all drawings contain reference letters (A, B, C, etc.) that are intended to track lines and dimensions from one detail to another. They are also used to show where to record detail drawings that have been separated.

13. ABBREVIATIONS AND SYMBOLS

- O.D. – Outside Diameter
- I.D. – Inside Diameter
- A – Not Part Of This Group
- B – Use As Required
- C – Change From Previous Type
- D – Order By The Meter
- E – Order By The Centimeter
- F – Not Shown
- G – Order By The Inch
- H – See Hose Fabrication Guide
- M – Mated Part
- R – Remfg. Part May Be Available
- Y – Separate Illustration
- Z – Not Serviced Separately

NOTE:

Continuing improvement and advancement of product design may cause changes to your machine which may not be included in this publication. Whenever a question arises regarding your Caterpillar model, or this publication, please consult your Caterpillar dealer for the latest available information.

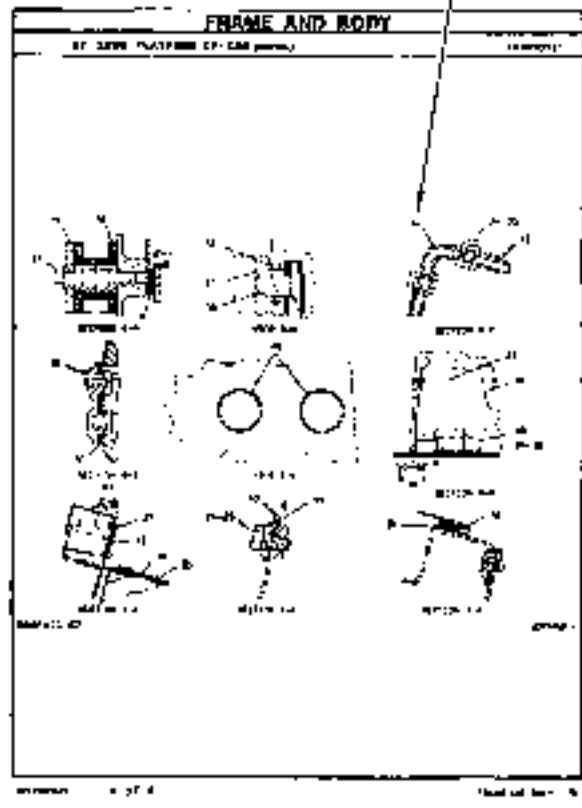
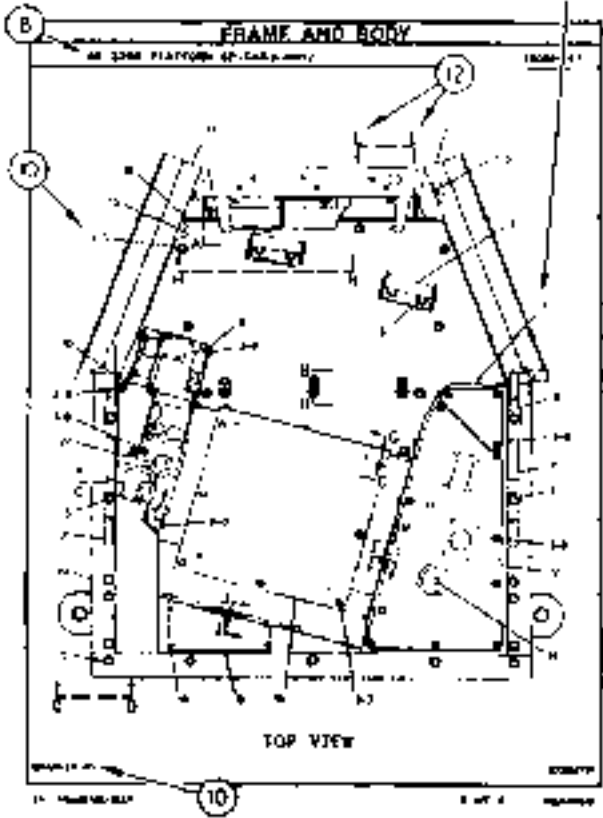
GENERAL INFORMATION

6 **FRAME AND BODY**
60-3000 PLATFORM GP-CAR
(1 of 4)

QTY	PART NO.	DESCRIPTION	UNIT OF MEASUREMENT	REMARKS
1	1000000	CHASSIS	EA	
1	1000001	FRAME	EA	
1	1000002	BODY	EA	
1	1000003	WHEEL ASSEMBLY	EA	
1	1000004	AXLE ASSEMBLY	EA	
1	1000005	BRUSH MOTOR	EA	
1	1000006	GEAR CASE	EA	
1	1000007	GEAR	EA	
1	1000008	GEAR	EA	
1	1000009	GEAR	EA	
1	1000010	GEAR	EA	
1	1000011	GEAR	EA	
1	1000012	GEAR	EA	
1	1000013	GEAR	EA	
1	1000014	GEAR	EA	
1	1000015	GEAR	EA	
1	1000016	GEAR	EA	
1	1000017	GEAR	EA	
1	1000018	GEAR	EA	
1	1000019	GEAR	EA	
1	1000020	GEAR	EA	
1	1000021	GEAR	EA	
1	1000022	GEAR	EA	
1	1000023	GEAR	EA	
1	1000024	GEAR	EA	
1	1000025	GEAR	EA	
1	1000026	GEAR	EA	
1	1000027	GEAR	EA	
1	1000028	GEAR	EA	
1	1000029	GEAR	EA	
1	1000030	GEAR	EA	
1	1000031	GEAR	EA	
1	1000032	GEAR	EA	
1	1000033	GEAR	EA	
1	1000034	GEAR	EA	
1	1000035	GEAR	EA	
1	1000036	GEAR	EA	
1	1000037	GEAR	EA	
1	1000038	GEAR	EA	
1	1000039	GEAR	EA	
1	1000040	GEAR	EA	
1	1000041	GEAR	EA	
1	1000042	GEAR	EA	
1	1000043	GEAR	EA	
1	1000044	GEAR	EA	
1	1000045	GEAR	EA	
1	1000046	GEAR	EA	
1	1000047	GEAR	EA	
1	1000048	GEAR	EA	
1	1000049	GEAR	EA	
1	1000050	GEAR	EA	
1	1000051	GEAR	EA	
1	1000052	GEAR	EA	
1	1000053	GEAR	EA	
1	1000054	GEAR	EA	
1	1000055	GEAR	EA	
1	1000056	GEAR	EA	
1	1000057	GEAR	EA	
1	1000058	GEAR	EA	
1	1000059	GEAR	EA	
1	1000060	GEAR	EA	
1	1000061	GEAR	EA	
1	1000062	GEAR	EA	
1	1000063	GEAR	EA	
1	1000064	GEAR	EA	
1	1000065	GEAR	EA	
1	1000066	GEAR	EA	
1	1000067	GEAR	EA	
1	1000068	GEAR	EA	
1	1000069	GEAR	EA	
1	1000070	GEAR	EA	
1	1000071	GEAR	EA	
1	1000072	GEAR	EA	
1	1000073	GEAR	EA	
1	1000074	GEAR	EA	
1	1000075	GEAR	EA	
1	1000076	GEAR	EA	
1	1000077	GEAR	EA	
1	1000078	GEAR	EA	
1	1000079	GEAR	EA	
1	1000080	GEAR	EA	
1	1000081	GEAR	EA	
1	1000082	GEAR	EA	
1	1000083	GEAR	EA	
1	1000084	GEAR	EA	
1	1000085	GEAR	EA	
1	1000086	GEAR	EA	
1	1000087	GEAR	EA	
1	1000088	GEAR	EA	
1	1000089	GEAR	EA	
1	1000090	GEAR	EA	
1	1000091	GEAR	EA	
1	1000092	GEAR	EA	
1	1000093	GEAR	EA	
1	1000094	GEAR	EA	
1	1000095	GEAR	EA	
1	1000096	GEAR	EA	
1	1000097	GEAR	EA	
1	1000098	GEAR	EA	
1	1000099	GEAR	EA	
1	1000100	GEAR	EA	

FRAME AND BODY
60-3000 PLATFORM GP-CAR
(2 of 4)

QTY	PART NO.	DESCRIPTION	UNIT OF MEASUREMENT	REMARKS
1	1000000	CHASSIS	EA	
1	1000001	FRAME	EA	
1	1000002	BODY	EA	
1	1000003	WHEEL ASSEMBLY	EA	
1	1000004	AXLE ASSEMBLY	EA	
1	1000005	BRUSH MOTOR	EA	
1	1000006	GEAR CASE	EA	
1	1000007	GEAR	EA	
1	1000008	GEAR	EA	
1	1000009	GEAR	EA	
1	1000010	GEAR	EA	
1	1000011	GEAR	EA	
1	1000012	GEAR	EA	
1	1000013	GEAR	EA	
1	1000014	GEAR	EA	
1	1000015	GEAR	EA	
1	1000016	GEAR	EA	
1	1000017	GEAR	EA	
1	1000018	GEAR	EA	
1	1000019	GEAR	EA	
1	1000020	GEAR	EA	
1	1000021	GEAR	EA	
1	1000022	GEAR	EA	
1	1000023	GEAR	EA	
1	1000024	GEAR	EA	
1	1000025	GEAR	EA	
1	1000026	GEAR	EA	
1	1000027	GEAR	EA	
1	1000028	GEAR	EA	
1	1000029	GEAR	EA	
1	1000030	GEAR	EA	
1	1000031	GEAR	EA	
1	1000032	GEAR	EA	
1	1000033	GEAR	EA	
1	1000034	GEAR	EA	
1	1000035	GEAR	EA	
1	1000036	GEAR	EA	
1	1000037	GEAR	EA	
1	1000038	GEAR	EA	
1	1000039	GEAR	EA	
1	1000040	GEAR	EA	
1	1000041	GEAR	EA	
1	1000042	GEAR	EA	
1	1000043	GEAR	EA	
1	1000044	GEAR	EA	
1	1000045	GEAR	EA	
1	1000046	GEAR	EA	
1	1000047	GEAR	EA	
1	1000048	GEAR	EA	
1	1000049	GEAR	EA	
1	1000050	GEAR	EA	
1	1000051	GEAR	EA	
1	1000052	GEAR	EA	
1	1000053	GEAR	EA	
1	1000054	GEAR	EA	
1	1000055	GEAR	EA	
1	1000056	GEAR	EA	
1	1000057	GEAR	EA	
1	1000058	GEAR	EA	
1	1000059	GEAR	EA	
1	1000060	GEAR	EA	
1	1000061	GEAR	EA	
1	1000062	GEAR	EA	
1	1000063	GEAR	EA	
1	1000064	GEAR	EA	
1	1000065	GEAR	EA	
1	1000066	GEAR	EA	
1	1000067	GEAR	EA	
1	1000068	GEAR	EA	
1	1000069	GEAR	EA	
1	1000070	GEAR	EA	
1	1000071	GEAR	EA	
1	1000072	GEAR	EA	
1	1000073	GEAR	EA	
1	1000074	GEAR	EA	
1	1000075	GEAR	EA	
1	1000076	GEAR	EA	
1	1000077	GEAR	EA	
1	1000078	GEAR	EA	
1	1000079	GEAR	EA	
1	1000080	GEAR	EA	
1	1000081	GEAR	EA	
1	1000082	GEAR	EA	
1	1000083	GEAR	EA	
1	1000084	GEAR	EA	
1	1000085	GEAR	EA	
1	1000086	GEAR	EA	
1	1000087	GEAR	EA	
1	1000088	GEAR	EA	
1	1000089	GEAR	EA	
1	1000090	GEAR	EA	
1	1000091	GEAR	EA	
1	1000092	GEAR	EA	
1	1000093	GEAR	EA	
1	1000094	GEAR	EA	
1	1000095	GEAR	EA	
1	1000096	GEAR	EA	
1	1000097	GEAR	EA	
1	1000098	GEAR	EA	
1	1000099	GEAR	EA	
1	1000100	GEAR	EA	



REPAIR ALTERNATIVES

REMANUFACTURED COMPONENTS

As an option when making repairs, consider Caterpillar Remanufactured Components. Components that are available through the Caterpillar Remanufactured Program are identified three ways in the parts book:

- with the letter R in the desc. field of the part list
- with an R at the beginning of the first line of the caption
- with an R at the end of the first line of the caption

Typical components included in the Remanufactured Program include:

ALTERNATORS
CONNECTING RODS
CRANKSHAFTS - UNDRILLS ZP
CRANKSHAFTS - UPLIFTS TO NEW
CYLINDER HEADS
ELECTRONIC CONTROL MODULES (ECM)
ELECTRONIC SENSORS
FUEL INJECTORS
FUEL NOZZLES
FUEL PUMPS
GOVERNORS
OIL PUMPS
PISTONS
SHORT BLOCKS
STARTERS
TURBOCHARGERS - COMPLETE
TURBOCHARGER CARTRIDGES
WATER PUMPS

Caterpillar Remanufactured engines for many engine arrangements are also available.

SUPPLEMENTAL COOLANT ADDITIVES

CUSTOMER BENEFITS:

Protects against cavitation, foaming, corrosion, corrosion, and scale build-up in cooling systems.

- Provides improved coolant conductivity.

DESCRIPTION:

Additives deplete from the coolant with normal operation. For this reason, Supplemental Coolant Additives (SCA) must be added to all heavy duty coolants at regular intervals. In addition, when not using a fully formulated, pre-charged antifreeze like Caterpillar's DEAC, an initial charge of SCA must be added to the cooling system. The amount of SCA added to the system is dependent on the capacity of the system.

The SCA for initial fill is provided as a least SCA's; on maintenance intervals are available in liquid form and as a spin-on element (No Spin-on available for 3000 Family of Engines).

NOTE:

The amount of SCA added at initial fill is not the total amount added at maintenance intervals.

The coolant additive elements can be used with any ethylene glycol or propylene glycol type additive which meets ASTM D4985 or ASTM D5345 Specifications.

NOTE:

For use with standard heavy duty exhaust empy, for use with Extended Life Lubrication.

PARTS NEEDED:

Cooling System Capacity		Liquid SCA at Initial Fill	Liquid SCA Maintenance*	at Spin-on Maintenance Element*
Liters	Gallons			
22-30	(9-8)	2P-2044 (1)	6V-3542 (1)	111-2370 (1)
30-38	(8-10)	3P-2044 (1) 6V-3542 (1)	111-2372 (1)	111-2368 (1)
38-49	(10-13)	3P-2044 (1) 8T-1589 (1)	111-2372 (1)	111-2569 (1)
49-64	(13-17)	3P-2044 (2)	8T-1589 (1)	9N-3368 (1)
64-83	(17-22)	3P-2044 (2) 8T-1589 (1)	111-2372 (1) 6V-3542 (1)	111-2371 (1)
83-114	(22-30)	3P-2044 (3) 8T-1589 (1)	3P-2044 (1)	9N-3718 (1)
114-163	(30-43)	3P-2044 (6)	3P-2044 (1) 6V-3542 (1)	111-2371 (2)
163-242	(43-64)	3P-2044 (8)	3P-2044 (2)	9N-3718 (2)

* Normal maintenance period is 250 hrs. See your Operation and Maintenance Manual for complete coolant maintenance instructions.

() indicates quantity required.

MAINTENANCE PARTS

DESCRIPTION	PART NUMBER	QTY	WHERE USED	PAGE
AIR INLET AND EXHAUST SYSTEM				
CAP AS-RAIN (EXH)	9S-7148	1	DUST EJECTOR GP	103
FILTER ELEMENT AS-PRIMARY AIR	6I-2501	1	AIR CLEANER GP	100
FILTER ELEMENT AS-SEC AIR	6I-2502	1	AIR CLEANER GP	100
INDICATOR-AIR FILTER SERVICE	1W-0613	1	AIR CLEANER GP	101
BASIC ENGINE				
GASKET-OIL PAN	8S-1905	1	FAN GP-OIL	28
V-BELT SET	2S-8951	1	FAN SPEED INCREASE AR	25
COOLING SYSTEM				
CAP AS-RADIATOR	03T-1119	1	TANK GP-COOLANT	96
FILTER	4N-5834	1	PUMP GP-WATER	88
	4N-5834	1	PUMP GP-WATER	84
FILTER AS-OIL	1R-0739	1	COOLER GP-FLTR BASE & ENG OIL	72
FUSE (1/4 AMP)	137-2082	1	FAN AR-VARIABLE	76
FUSE (1/5 AMP)	8M-8948	1	FAN AR-VARIABLE	76
ELECTRICAL AND STARTING SYSTEM				
FUSE (1/5 AMP)	8M-8948	1	LIGHTING AR	176
	8M-8949	1	LIGHTING AR	178
	8M-8948	1	LIGHTING AR	184
FUSE (1/20 AMP)	8M-0456	1	LIGHTING AR	176
	8M-0456	1	LIGHTING AR	178
	8M-0456	1	LIGHTING AR	184
LAMP	7N-9943	1	LAMP GP-DOME	170
	9X-3463	1	LAMP GP-FLOOD	172
	9X-3463	1	LAMP GP-FLOOD	175
LAMP (24 VOL)	9X-3463	1	LAMP GP-FLOOD	171
	9X-3463	1	LAMP GP-FLOOD	173
	9X-3463	1	LAMP GP-FLOOD	174
FRAME AND BODY				
FITTING GREASE (1/8-27 THD)	3B-8489	2	IDLER GP-TRACK	282
	3B-8489	2	IDLER GP-TRACK	283
FUEL SYSTEM				
ELEMENT AS-FUEL FILTER	9M-2341	1	FILTER GP-PRIMARY FUEL	135
FILTER AS-FULL	1R-0750	1	FILTER GP-SECONDARY FUEL	136
GASKET	8M-2778	1	FILTER GP-PRIMARY FUEL	135
SCREEN AS	8N-6680	1	PUMP GP-GOV & FUEL INJ	160
HYDRAULIC SYSTEM				
FITTING GREASE (1/8-27 THD)	3B-8489	2	MOUNTING GP-CYLINDER	388
IMPLEMENTS				
FITTING GREASE (1/8-27 THD)	3B-8489	11	HIPPER GP	448

MAINTENANCE PARTS

DESCRIPTION	PART NUMBER	QTY	WHERE USED	PAGE
LUBRICATION SYSTEM				
WIPER AS-CRANKCASE	2W 9162	1	WIPER GP	47
CAP AS-FILLER	6N 2985	1	FILLER GP-ENGINE OIL	48
CAP-DUST	8C 3445	1	BASE GP OIL FILLER	46
OPERATOR STATION				
BLADE AS-WIPER	6V 5851	2	WIPER GP	572
	6V 5849	2	WIPER GP	572
	6V 5851	2	WIPER GP-WINDOW	574
	6V 5849	2	WIPER GP-WINDOW	574
CAP-AIR CONDITIONER VALVE (7/16X20 THD)	2I 1224	1	CONDENSER GP-REFRIGERANT	487
CAP-PUSH ON	6P 2216	6	PLATFORM AR	520
FILTER AS (CAB REC AIR)	6I 5068	1	PRESSURIZER GP CAB	528
FILTER (CAB FRESH AIR)	6I 0988	1	PRESSURIZER GP CAB	528
INDICATOR-AIR FILTER SERVICE	8K 2694	1	INDICATOR AR	498
LAMP-MINIATURE	123 9294	3	INSTRUMENT GP-ROPS	516
LAMP-MINIATURE (24V)	115 1748	1	INSTRUMENT GP-ROPS	516
LAMP-MINIATURE (28 VOLT)	7K 5876	2	INSTRUMENT GP-ROPS	516
V BELT	1P 9744	1	AIR CONDITIONER AR	454
POWER TRAIN				
CAP-DUST	6V 0852	1	CASE & PARTS GP PLANITARY	194
	6V 0852	1	CASE & PARTS GP PLANITARY	194

INDEX

Name	Page	Name	Page
A			
AIR CLEANER GP	100	BRACE GP	426
	101	BREATHER AS-CRANKCASE	47
AIR CONDITIONER AR	452	BREATHER GP	47
ALTERNATOR AR-CHARGING	164	BULLDOZER AR	428
ALTERNATOR GP-CHARGING	160		431
ASHTRAY	486	BULLDOZER AR-ANGLING	432
	488		433
	490	BULLDOZER AR-MODIFICATION	429
			430
		BULLDOZER AR-PWR ANGLE & TILT	434
			435
		BULLDOZER AR SIMIL UNIVERSAL	436
			437
B			
BAR AR-STRIKEN	248		
BAR AS-STRIKEN	250	C	
	252		
BAR GP-STRIKEN	254	CAB AR	466
BASE GP OIL FILTER	45		467
	46		468
BIT & CUTTING EDGE GP	306	CAB GP	470
	397	CAB WINDOW	561
	398	CAMSHAFT GP	11
	399	CAP AS FILLER	48
	400	CAP AS RADIATOR	96
BLADE & EDGE GP	401	CAP AS-RAIN (EXH)	103
	402	CAP-AIR CONDITIONER VALVE	
	403	(7/16X20 THD)	482
	404	CAP DUST	46
			194
BLADE & EDGE GP-SEMI-UNIVERSAL	405	CAP-PUSH ON	520
	407	CARTRIDGE GP-FURROCIANGLR	102
BLADE & EDGE GP-SU	406	CASE & FRAME AS	256
BLADE AS	408		258
BLADE AS-SEMI-UNIVERSAL	410	CASE & FRAME GP	260
	411	CASE & PARTS GP-PLANETARY	194
	412	C-FRAME AS	438
	413	C-FRAME GP	439
	414	COMPRESSOR GP-REFRIGERANT	473
	415		474
	416		475
BLADE AS-STRAIGHT	417		476
	418	CONDENSER & MTG GP-REFRIGERANT	478
	419	CONDENSER AR REFRIGERANT	480
BLADE AS-WIPER	572	CONDENSER GP REFRIGERANT	482
	574	CONTROL GP DISPLAY ELECTRONIC	484
BLADE GP	420		516
	424	CONTROL GP EMS ELECTRONIC	169
BLADE GP-LOW GROUND PRESSURE	423	CONTROL GP EMS ELECTRONIC (LED)	516
BLADE GP-SEMI-UNIVERSAL	421	CONTROL GP-FULL RATIO	130
	422	CONTROL GP TRANSMISSION HYD	198
BLOWER GP	460		200
BOLT (3/4 10X4.50IN)	262	COOLER GP FLTR BASL & ENG OIL	70
BOTTLE GP-WINDOW WASHER	462		72
	463	COOLER GP TRANSMISSION OIL	73
	464	COOLING AR	68
	465		

INDEX

Name	Page	Name	Page
COOLING AR-HYDRAULIC OIL	67	FILM IDENTIFICATION	482
COUNTERWEIGHT GP	261	FILM-INSTRUCTION	544
	262	FILM-WARNING	264
COVER GP-CONSOLE	486		266
	488	FILTER	84
	490		88
COVER GP-CYLINDER BLOCK	12	FILTER AS (CAB REC AIR)	526
COVER GP-FRONT HOUSING	13	FILTER AS-FUEL	136
COVER GP-VALVE MECHANISM	14	FILTER AS-OIL	72
CRANKSHAFT GP	15	FILTER ELEMENT AS-PRIMARY AIR	100
CYLINDER & LINKS GP	340		106
	347	FILTER ELEMENT AS SEC AIR	100
	18		107
CYLINDER BLOCK AS	18	FILTER GP PRIMARY (JH)	133
CYLINDER BLOCK GP	18		134
CYLINDER GP-LIFT	344		135
CYLINDER GP-RIFLER LIFT	346	FILTER GP-SECONDARY FUEL	136
CYLINDER GP-TILT	348	FILTER (CAB FRESH AIR)	526
	350	FINAL DRIVE GP	207
	352		208
	353		210
CYLINDER HEAD GP	20		212
	22		214
			216
			218
			222
			270
			271
			282
			283
			388
			418
			486
			488
			490
			29
			264
			256
			76
			76
			176
			178
			184
			176
			178
			184
			176
			178
			184
			135
			36
			268
			269
			49
			226

D

E

F

G

INDEX

Name	Page	Name	Page
GEAR GP-FRONT	30		283
GEAR GP-REAR	31	INDICATOR AR	498
GEAR KIT-STARTING MOTOR (STARTER GEAR KIT)	188	INDICATOR AS (ACTION)	516
GOVERNOR & FUEL INJECTION PUMP	160	INDICATOR AIR FILTER SERVICE	101
GOVERNOR GP	138		498
GUARD AD-FINAL DRIVE	272	INSTALLATION GP RADIO	500
	273	INSTRUMENT GP ROPS	516
GUARD AS	275		
	276	K	
GUARD AS-LH	274	KIT-ADJUSTER	514
GUARD AS-RH	278	KIT-AIR SPRING	540
GUARD GP-BOTTOM	279	KIT-BACK TILT	514
GUARD GP-TRANSMISSION	280	KIT-BEARING (STARTER BEARING KIT)	188
		KIT-BRUSH (STARTER BRUSH KIT)	188
H		KIT-BUSHING (STARTER BUSHING KIT)	188
HANDHOLD AR	490	KIT-CATCH	570
HANDHOLD GP	494	KIT-CATCH (INCLUDES CATCH AS & 2 SCREWS)	569
HEATER GP CAB	496	KIT-CATCH (INCLUDES CATCH AS & SCREWS)	568
HOOD & GUARD GP	281	KIT-CATCH (2 SCREWS)	570
HOSE AS	354	KIT-COMPRESSOR	540
	355	KIT-CONNECTING PLUG	245
	356		480
	357	KIT-CONNECTING PLUG (2 PIN)	77
	358	KIT-CONNECTING PLUG (2 PIN) (INCL. PLUG AS & WING)	247
	359	KIT-DIODE JUNCTION STUD	166
	360	KIT-FASTENER	540
	361		544
	362	KIT-HOUSING	540
	363		544
	364	KIT-HYD CYLINDER SEAL	348
	365	KIT-INSULATOR (STARTER INSULATOR KIT)	188
	366	KIT-LIAG SPRING	567
	367	KIT-LEAF SPRING (INCL. SPRING AS & RIVET)	566
	368		571
	369	KIT-LEVER (STARTER LEVER KIT)	188
	370	KIT-MOTOR BRUSH	460
	371	KIT-OUTPUT TERMINAL	166
	372	KIT-POSITIVE DIODE	167
	373	KIT-RECEPTACLE	169
	374		170
	375		460
	376		484
	377		508
	378		509
	379		510
	380		516
	381		517
HOUSING GP-FLYWHEEL	32		550
HOUSING GP-FRONT	34		554
I			
LOUER GP-TRACK	282		

INDEX

Name	Page	Name	Page
KIT-RECEPTACLE			173
(INCL. RECEPTACLE & WEDGE)	511		174
KIT-RECEPTACLE		LATCH AS	284
(INCLUDES WEDGE & RECEPTACLE AS)	173	LENS	170
	174	LIFTING GP-ENGINE	35
KIT-RECEPTACLE (2 PIN)	60	LIGHTER AS	488
	62	LIGHTER AS-CIGAR	486
	291		490
	392	LIGHTING AR	176
	452		178
	473		180
	482		182
	516		184
	540	LIGHTING GP-AUXILIARY	186
KIT-RECEPTACLE (2 PIN)		LIGHTING GP-FLOOD	187
(INCL. RECEPTACLE AS & WEDGE)	238	LINE GP-TILT	383
KIT-RECEPTACLE (6 PIN)	507	LINER GP-CAB	502
KIT-RELAY TERMINAL	166		504
KIT-ROCKET	540	LINES GP-AIR	108
	544		109
			110
KIT-RUNNER GUIDE	570	LINES GP-DRAIN	142
KIT-RUNNER GUIDE		LINES GP-ENGINE OIL	50
(INCL. GUIDE & SCREW)	569	LINES GP-FUEL INJECTION	143
KIT-RUNNER GUIDE			144
(INCLUDES GUIDE & SCREW)	568		145
	569		146
KIT-SI AL	396		146
KIT SEAT CUSHION	535		146
KIT-SPAT KNOB	535		150
KIT-SPAT TILT	514	LINES GP-HEATER	505
KIT SLIDER BLOCK	537	LINES GP-HYDRAULIC OIL COOLER	78
	538	LINES GP-HIPPER	362
	571	LINES GP-TILT	384
KIT STOP RAIL	571	LINES GP-TILT CYLINDER	386
KIT-STRIPPER	540	LINES GP-TURBOCHARGER OIL	52
	544		54
KIT TILT PAN	535	LINES GP-TURBOCHARGER WATER	79
KIT-WATER PUMP REBUILD	88	LINES GP-WATER	60
KIT WIRING HARNESS	540		61
	544		62
		LINK AS-TRACK	265
L			266
LAMP	170		267
	172		268
	175		269
LAMP GP-DOME	170		290
LAMP GP-FLOOD	171		292
	172		294
	173	LINKAGE GP-IMPLEMENT	440
	174		
	175	M	
LAMP-MINIATURE	516	MANIFOLD GP EXHAUST	111
LAMP-MINIATURE (24V)	516		112
LAMP-MINIATURE (28 VOLT)	516	MIRROR GP-REAR VIEW	506
LAMP (24 VOLT)	171		

INDEX

Name	Page	Name	Page
MODIFICATION AR	6	R	
MODULE GP QUAD GAUGE	507	RADIATOR AR-HI-AMBIENT	90
MODULE GP-QUAD GAUGE ELFK	516	RADIATOR AR-FRASH	91
MOMENTOR-DISPLAY	76	RADIATOR GP	92
MOTOR GP-ELECTRIC	188		94
MOTOR GP WINDOW WIPEH	509	RAKE GP	444
	510		445
	511	RELAY AS (24 VOLT)	482
MOUNTING GP-ALTERNATOR	190	RIPPED AN LGP	446
MOUNTING GP-CAB	512	RIPPER GP	448
MOUNTING GP-CARRIER ROLLER	295	ROCKER ARM GP (EXHAUST)	43
MOUNTING GP-CYLINDER	380	ROCKER ARM GP (INLET)	43
MOUNTING GP-HIPPER	441	ROLLER AR	297
MUFFLER GP	110	ROLLH AR-CARR	298
		ROLLER GP-TRACK CARRIER	299
O		ROPS GP	527
OIL CHANGL GP HIGH SPLEN	50		
	58	S	
OIL COOLER & FILTER BASL	70	SCREEN AS	160
ORIFICE JET	50	SEAL GP	84
			162
P		SEAL GP CRANKSHAFT	39
PAN GP-OIL	36	SEAT BELT GP	526
PAN GP-SEAL	514		529
PISTON & ROD GP	37	SLAT GP	500
PIVOT BAR GP	296		501
PLANETARY GP-TRANSMISSION	230		502
	236	SLAT GP SUSPENSION	534
PLATFORM AR	520		537
PLATFORM GP-CAB	524	SEGMENT GP SPRUCKLI	242
PURCLEANER AN	114		243
	115	SENSOR GP SPILLD	231
PRELUBE AR-ENGINE	62		237
PRELUBE CHG AR	60	SENSOR WIPER	508
PRESSURIZER GP CAB	526	SENSOR TEMPERATURE	76
PROTECTION GP FULL SYSTEM	152	SHIFLD AN	120
PULLEY GP CRANKSHAFT	38		121
PUMP & MFG GP-FUEL TRANSFER	153		122
PUMP GP ENGINE OIL	64	SHIELD AN THERMO	116
	65		117
	66		118
PUMP GP FULL INDUCTION	154		119
	156	SHIELD GP MANIFOLD	123
PUMP GP FUEL TRANSFER	158	SHIELD GP-TURBOCHARGER	124
PUMP GP-FOV & FUEL INJ	160	SLEEVE-CABLE SPLICE	504
PUMP GP-HYDRAULIC	389	SLIDE	560
PUMP GP-WATER	84		564
	86		565
	87	SOLENOID AS	168
	88	SPEAKER AS-RADIO	504
PUSH ARM GP	442	STRIKER GP	300
		STRIKER GP FRONT	301

INDEX

Name	Page	Name	Page
STRIKER GP-REAR	302		324
	303		325
	304		326
	305		327
SUPPORT GP-ENGINE	40		328
SUSPENSION GP-SEAT	540		329
	544		330
SWEEP AS	548		331
SWITCH & COVER AS (SINGLE/DUAL TILT)	191		332
SWITCH AS	60		333
	62		334
SWITCH AS (AUTO KICKDOWN)	517		335
SWITCH AS (AUTO SHIFT)	516		336
SWITCH AS HANDLE	191		337
	440		338
SWITCH AS (PITCH CONTROL)	191		339
SWITCH AS-PRESSURE	60	TRANSMISSION AH	244
	62	TRUNNION GP	451
	452	TRUNNION GP-ENGINE	41
SWITCH AS-ROTARY	467	TURBOCHARGER GP	125
	468		126
SWITCH AS-ROTARY (LIGHTS)	516		127
SWITCH AS-ROTARY (WIPER/WASHER)	504		128
SWITCH AS (START AID)	516		
SWITCH AS-THERMOSTAT	452		
SWITCH AS (VIDEO INDICATOR DIAL)	517		
SWITCH GP-START	192		
	516		
		V	
		VALVE AS WATER	498
		VALVE GP BYPASS	390
		VALVE GP DIVERTER	391
			392
		VALVE GP-MODULATING	245
			246
			247
		VALVE GP-RELIEF	393
		VALVE GP-SELECTOR & PRESS CONT	394
		VALVE GP-SOLENOID	395
		VALVE MECHANISM GP	43
			44
		VALVE (CHECK)	453
		VALVE (FILL)	306
		VALVE-FLUID SAMPLING	46
		VALVE-INLET	20
		VALVE (RELIEF)	306
		V BELT	454
		V BELT SET	25
			42
		W	
		WASHER GP-WINDOW	554
		WASHER GP-WINDSHIELD	550
		WINDOW AS-SLIDING	557
			558
			559
		WINDOW GP	560

MACHINE ARRANGEMENT

128-4092 DISPOSAL AR

PIN 2YN1-UP; 3ZN1-UP; 4MN1-UP; 5LN1-UP; 6JM1-UP; 7KN1-UP; 8LN1-UP; 9PN1-UP
WASTE

PART OF 128-7274, 129-2161, 129-2162, 129-2163 DISPOSAL AR

SMCS-7000

i00689112

NOTE	PART NUMBER	QTY	PART NAME	SEL PAGE
Y	128-7276	1	GUARD AS	275
Y	128-7277	1	GUARD AS	276
Y	129-2160	1	SHARD AS-LH	274
Y	129-2159	1	GUARD AS-RH	278
Y	12-0742	1	HANDHOLD AR	490
Y	126-8570	1	LIGHTING AR	180
Y	129-2166	1	SEAL GP	162
	8N-1978	1	PRE SCREENER AS	
	85-2384	1	STACK AS AIR	

Y SEPARATE ILLUSTRATION

MACHINE ARRANGEMENT

128-7274 DISPOSAL AR-WASTE-CUSTOM

PIN 6LN1-UP; 9PN1-UP

MUST BE USED WITH HEAVY DUTY ENGINE ENCLOSURES & ATTACHMENT LIGHTING
FOR USE WITH DIFFERENTIAL STEERING, FINGER TIP CONTROL, L&P MACHINES

SMCS-7000

101009375

NOTE	PART NUMBER	QTY	PART NAME	SEC PAGE
Y	111-0754	1	ALTERNATOR AR CHARGING	164
Y	128-4002	1	DISPOSAL AR	1
Y	114-2022	1	GUARD AR FINAL DRIVE	273
YI	42-8919	1	HOSE AS	354
YI	42-8920	1	HOSE AS	355
	128-7273	1	HAR AS	
I	92-8212	1	HOSE AS	
I	92-8213	1	HOSE AS	

I SEE HOSE FABRICATION GUID
Y SEPARATE ILLUSTRATION

MACHINE ARRANGEMENT

129-2161 DISPOSAL AR-WASTE-CUSTOM

PIN 2YN1-UP; 3ZN1-UP

DIFFERENTIAL STEERING AND FINGER TIP CONTROL STANDARD MACHINES

SNCS-7000

i01009384

NOTE	PART NUMBER	QTY	PART NAME	SEE PAGE
Y	137-0704	1	ALTERNATOR AR CHARGING	164
Y	128-4605	1	DISPOSAL AR	1
Y	134-2921	1	GUARD AR FINAL DRIVE	272
Y]	42-8654	1	HOSE AS	356
Y]	42-8615	1	HOSE AS	357
	128-7273	1	BAR AS	
I	92-8212	1	HOSE AS	
I	97-8213	1	HOSE AS	

[SEE HOSE FABRICATION GUIDE
Y SEPARATE ILLUSTRATION

MACHINE ARRANGEMENT

129-2162 DISPOSAL AR-WASTE-CUSTOM

PIN 6JN1-UP; 7KN1-UP

DIFFERENTIAL STEERING AND FINGER TIP
CONTROL, EXTENDED REAR TRACK ROLLER FRAME

SMCS-7000

LD1009508

NOTE	PART NUMBER	QTY	PART NAME	SEE PAGE
Y	131-0704	1	ALTERNATOR AR CHARGING	164
Y	128-4092	1	DISPOSAL AR	.
Y	16-2275	2	FINAL DRIVE GP	200
Y	134-2920	4	1D:FR GP TRACK	282
YJ	47-8564	1	HOSE AS	350
YJ	47-8565	1	HOSE AS	357
I	128-7273	1	BAR AS	
I	9Z-8212	1	HOSE AS	
I	9Z-8213	1	HOSE AS	

I SEE HOSE FABRICATION GUIDE
Y SEPARATE ILLUSTRATION

MACHINE ARRANGEMENT

129-2163 DISPOSAL AR-WASTE-CUSTOM

PIN 40N1-UP; 5LN1-UP

DIFFERENTIAL STEERING AND FINGER TIP
CONTROL, EXTENDED FRONT TRACK ROLLER FRAME

SMCS-7000

101009513

NOTE	PART NUMBER	QTY	PART NAME	SEE PAGE
Y	121-0704	1	ALTERNATOR CHARGING	164
Y	128-4092	1	DISPOSAL AR	1
Y	134-2573	1	GUARD AR FINAL DRIVE	272
	128-7273	1	BAR AS	
I	92-8212	1	HOSE AS	
I	92-8213	1	HOSE AS	
T	108-6013	1	HOSE AS	
I	108-6014	1	HOSE AS	

I SEE HOSE FABRICATION WITH
Y SEPARATE ILLUSTRATION

ENGINE ARRANGEMENT

8Q-1761 ENGINE AR-CUSTOM-CUSTOM

PIN 2YN1-UP; 3ZN1-UP

3306 DI-T W/LTS

PART OF 8Q-1768 SHIELD AR-THERMO

SMCS-1000

101015173

NOTE	PART NUMBER	QTY	PART NAME	SEE PAGE
Y	7W-1154	1	HOUSING GP-FLYWHEEL	32
Y	8Q-0203	1	HOUSING GP-FRONT	34
Y	6N-8226	1	LIFTING GP-ENGINE	35
Y	7C-8672	1	LINES GP-AIR	108
Y	7P-6105	1	LINES GP-ENGINE OIL	50
Y	2W-1605	1	LINES GP-FUEL DRAIN	142
Y	8Q-1758	1	LINES GP-FUEL INJECTION	146
Y	7C-8686	1	LINES GP-TURBOCHARGER OIL	52
Y	7C-8586	1	LINES GP-TURBOCHARGER WATER	79
Y	2W-6779	1	LINES GP-WATER	80
Y	7C-8669	1	MANIFOLD GP-EXHAUST	152
Y	2W-6178	1	MOUNTING GP-ALTERNATOR	180
Y	7P-6152	1	BAR GP-OIL	36
Y	7W-6588	6	PISTON & ROD GP	37
Y	178-7984	1	PROTECTION GP-FUEL SYSTEM	152
Y	105-5176	1	PULLEY GP-CRANKSHAFT	38
Y	2W-4160	1	PUMP & MTC GP-FUEL TRANSFER	153
Y	106-8957	1	PUMP GP-ENGINE OIL	65
Y	111-3768	1	PUMP GP-OIL & FUEL INJ.	160
Y	116-7556	1	PUMP GP-WATER	86
Y	7P-6224	1	SEAL GP-CRANKSHAFT	39
Y	8Q-1842	1	SHIELD GP-MANIFOLD	123
Y	8Q-4422	1	SUPPORT GP-ENGINE	40
Y	8Q-0107	1	TELEVISION GP-ENGINE	41
Y	8Q-1757	1	TURBOCHARGER GP	125
Y	7W-8026	1	VALVE MECHANISM GP	44
Y-SEPARATE ILLUSTRATION				

ENGINE ARRANGEMENT

8Q-1762 ENGINE AR-CUSTOM-CUSTOM

PIN BLN1-UP; 9PN1-UP

3308 DI-T W/LTS

PART OF 8Q-1769 SHIELD AR-THERMO

SMCS-1000

101017857

NOTE	PART NUMBER	QTY	PART NAME	SEE PAGE
Y	1P-4264	1	BREATHER GP	47
Y	1N-4426	1	CAMSHAFT GP	11
Y	2W-2272	1	COOLER GP FLTR BASE & ENG OIL	72
Y	7N-2721	1	COOLER GP TRANSMISSION OIL	75
Y	7S-1312	1	COVER GP CYLINDER BLOCK	12
Y	2P-8528	1	COVER GP FRONT HOUSING	13
Y	8N-4745	1	COVER GP VALVE MECHANISM	14
Y	4P-9856	1	CRANKSHAFT GP	15
YR	8N-5286	1	CYLINDER BLOCK GP	16
Y	8Y-0846	1	CYLINDER HEAD GP	22
Y	1W-7031	1	DAMPER GP	24
Y	7N-9538	1	FASTENER GP CYLINDER HEAD	26
Y	7W-3218	1	FASTENER GP EXHAUST MANIFOLD	104
Y	8N-0872	1	FASTENER GP FRONT HOUSING	27
Y	9Y-0086	1	FASTENER GP OIL PAN	28
Y	7C-9336	1	FILTER GP ENGINE OIL	68
Y	7W-1590	1	FILTER GP PRIMARY FUEL	103
Y	7W-5156	1	FILTER GP SECONDARY FUEL	136
Y	7N-2729	1	FLYWHEEL GP	29
Y	7C-9325	1	GAUGE GP OIL LEVEL (DIPSTICK)	49
Y	111-8501	1	GEAR GP FRONT	30
Y	7C-0502	1	GEAR GP REAR	31
Y	1W-1154	1	HOUSING GP FLYWHEEL	32
Y	8N-0107	1	HOUSING GP FRONT	34
Y	6N-8126	1	LIFTING GP ENGINE	35
Y	7C-8672	1	LINES GP AIR	108
Y	2P-6105	1	LINES GP ENGINE OIL	50
Y	2W-1601	1	LINES GP FUEL DRAIN	142
Y	8Q-1718	1	LINES GP FUEL INJECTION	148
Y	7C-8566	1	LINES GP TURBOCHARGER OIL	52
Y	7C-8565	1	LINES GP TURBOCHARGER WATER	79
Y	2W-0770	1	LINES GP WATER	60
Y	7C-8659	1	MANIFOLD GP EXHAUST	112
Y	2W-0176	1	MOUNTING GP ALTERNATOR	190
Y	2P-8152	1	PAN GP OIL	36
Y	1W-8508	6	PESTON & ROD GP	37
Y	128-2984	1	PROTECTION GP FUEL SYSTEM	152
Y	109-5176	1	PISTON GP CRANKSHAFT	38
Y	2W-4180	1	PUMP & MTR GP FUEL TRANSFER	153
Y	106-8557	1	PUMP GP ENGINE OIL	65
Y	111-3798	1	PUMP GP GOV & FUEL INJ	160
Y	116-7556	1	PUMP GP WATER	86
Y	2P-6224	1	SEAL GP CRANKSHAFT	39
Y	8Q-1842	1	SHIELD GP MANIFOLD	123
Y	8N-4422	1	SUPPORT GP ENGINE	40
Y	8N-0197	1	TRANSMISSION GP ENGINE	41
Y	9Q-1757	1	TURBOCHARGER GP	125
Y	7N-8026	1	VALVE MECHANISM GP	44

R. REFER PART MAY BE AVAILABLE
Y. SEPARATE ILLUSTRATION.

ENGINE ARRANGEMENT

8Q-1763 ENGINE AR-CUSTOM-CUSTOM

PIN 4MNT-UP; 5LK1-UP; 6JN1-UP; 7KN1-UP

3306 DI-T W/LTS

PART OF 8Q-1770 SHIELD AR-THERMO

SMCS-1000

101017773

NOTE	PART NUMBER	QTY	PART NAME	SEE PAGE
Y	1C-4241	1	BREATHER GP	47
Y	1N-4406	1	CRANKSHAFT GP	11
Y	2W-2272	1	COOLER GP-FLTR BASE & ENG OIL	72
Y	7N-2731	1	COOLER GP-TRANSMISSION OIL	73
Y	7N-1342	1	COVER GP-CYLINDER BLOCK	12
Y	2P-6528	1	COVER GP FRONT HOUSING	13
Y	8N-4745	1	COVER GP VALVE MECHANISM	14
Y	4P-0856	1	CRANKSHAFT GP	15
YR	8Q-5286	1	CYLINDER BLOCK GP	18
Y	8Q-0246	1	CYLINDER HEAD GP	22
Y	1N-2831	1	DAMPER GP	24
Y	7N-0536	1	FASTENER GP CYLINDER HEAD	26
Y	1N-3218	1	FASTENER GP EXHAUST MANIFOLD	104
Y	8N-0872	1	FASTENER GP FRONT HOUSING	27
Y	8Y-0066	1	FASTENER GP OIL PAN	28
Y	7C-9336	1	FILLER GP-ENGINE OIL	48
Y	1W-1890	1	FILTER GP-PRIMARY FUEL	133
Y	7W-6156	1	FILTER GP-SECONDARY FUEL	136
Y	7N-2729	1	FLYWHEEL GP	29
Y	7C-9335	1	GAUGE GP OIL LEVEL (DIPSTICK)	49
Y	11-8001	1	GEAR GP-FRONT	30
Y	7C-0502	1	GEAR GP-REAR	31
Y	1W-1164	1	HOUSING GP-FLYWHEEL	32
Y	8Q-6703	1	HOUSING GP-FRONT	34
Y	8N-8326	1	LIFTING GP-ENGINE	35
Y	7C-8672	1	LINES GP-AIR	108
Y	2P-6105	1	LINES GP-ENGINE OIL	50
Y	2W-1605	1	LINES GP-FUEL DRAIN	142
Y	8Q-1758	1	LINES GP-FUEL INJECTION	148
Y	7C-8666	1	LINES GP-TURBOCHARGER OIL	52
Y	7C-8665	1	LINES GP-TURBOCHARGER WATER	79
Y	2W-6779	1	LINES GP-WATER	80
Y	7C-8569	1	MANIFOLD GP-EXHAUST	112
Y	2W-9176	1	MOUNTING GP-ALTERNATOR	190
Y	2P-6152	1	PAN GP-OIL	36
Y	7N-0588	6	PISTON & ROD GP	37
Y	12B-2984	1	PROTECTION GP-FUEL SYSTEM	152
Y	1Q9-5175	1	PULLEY GP-CRANKSHAFT	38
Y	2W-4160	1	PUMP & MTC GP-FUEL TRANSFER	153
Y	1Q6-8957	1	PUMP GP-ENGINE OIL	65
Y	11-3768	1	PUMP GP-GOV & FUEL INJ	150
Y	116-7566	1	PUMP GP-WATER	86
Y	2P-6224	1	SEAL GP-CRANKSHAFT	39
Y	8Q-1842	1	SHIELD GP-MANIFOLD	123
Y	8N-4422	1	SUPPORT GP-ENGINE	40
Y	8N-0107	1	TRUNNION GP-ENGINE	41
Y	8Q-1757	1	TURBOCHARGER GP	125
Y	7N-8026	1	VALVE MECHANISM GP	44

H-REMFG PART MAY BE AVAILABLE
Y-SEPARATE ILLUSTRATION

ENGINE ARRANGEMENT

108-1078 ENGINE AR

S/N GNC1-UP; 08293150-99999

PART OF 151-B170 GAUGE AR-TRACK

SNCS-1000

i00869689

NOTE	PART NUMBER	QTY	PART NAME	SEE PAGE
Y	1P-4244	1	BREATHER GP	47
Y	1N-4406	1	CAVSHAFT GP	11
Y	2W-2272	1	COOLER GP FLIR BASE & ENG OIL	72
Y	7N-2731	1	COOLER GP TRANSMISSION OIL	73
Y	7N-1342	1	COVER GP CYLINDER BLOCK	12
Y	2P-6528	1	COVER GP FRONT HOUSING	13
Y	8N-4745	1	COVER GP VALVE MECHANISM	14
Y	4P-9856	1	CRANKSHAFT GP	15
Y*	8N-5286	1	CYLINDER BLOCK GP	18
Y*	7N-8876	1	CYLINDER HEAD GP	20
Y	1W-7831	1	DAMPER GP	24
Y	7N-8538	1	EASTENER GP CYLINDER HEAD	26
Y	1W-4486	1	EASTENER GP EXHAUST MANIFOLD	109
Y	8N-0872	1	EASTENER GP FRONT HOUSING	27
Y	9Y-0066	1	EASTENER GP OIL PAN	28
Y	7C-9336	1	FILLER GP ENGINE OIL	48
Y	1W-1690	1	FILTER GP PRIMARY FUEL	133
Y	7W-5156	1	FILTER GP SECONDARY FUEL	136
Y	7N-2729	1	FLYWHEEL GP	29
Y	7C-9335	1	GAUGE GP OIL LEVEL (DIPSTICK)	49
Y	11-8001	1	GEAR GP FRONT	30
Y	7C-0502	1	GEAR GP REAR	31
Y	1W-1154	1	HOUSING GP FLYWHEEL	32
Y	6N-0303	1	HOUSING GP FRONT	34
Y	6N-8326	1	LIFTING GP ENGINE	35
Y	113-5368	1	LINES GP AIR	110
Y	2P-6105	1	LINES GP ENGINE OIL	50
Y	2W-1805	1	LINES GP FULL DRAIN	142
Y	113-5341	1	LINES GP FUEL INJECTION	150
Y	9Y-5727	1	LINES GP TURBOCHARGER OIL	54
Y	2W-6779	1	LINES GP WATER	80
Y	6N-0164	1	MANIFOLD GP EXHAUST	111
Y	2W-0176	1	MOUNTING GP ALTERNATOR	190
Y	2P-6152	1	PISTON GP OIL	36
Y	1W-6588	6	PISTON & ROD GP	37
Y	128-7984	1	PROTECTION GP FUEL SYSTEM	152
Y	109-8176	1	PULLEY GP CRANKSHAFT	38
Y	2W-4160	1	PUMP & MTC GP FUEL TRANSFER	153
Y	106-8957	1	PUMP GP ENGINE OIL	65
Y	111-3768	1	PUMP GP GOV & FUEL INJ	160
Y	116-7656	1	PUMP GP WATER	86
Y	2P-6224	1	SEAL GP CRANKSHAFT	39
Y	8N-4422	1	SUPPORT GP ENGINE	40
Y	8N-0107	1	TRUNNION GP ENGINE	41
Y	113-5340	1	TURBOCHARGER GP	126
Y	7N-8026	1	VALVE MECHANISM GP	44
			(GASKET KITS WILL BE PROVIDED WHEN AVAILABLE)	

R-REMFG PART MAY BE AVAILABLE
Y-SEPARATE ILLUSTRATION

BASIC ENGINE

1N-4406 CAMSHAFT GP

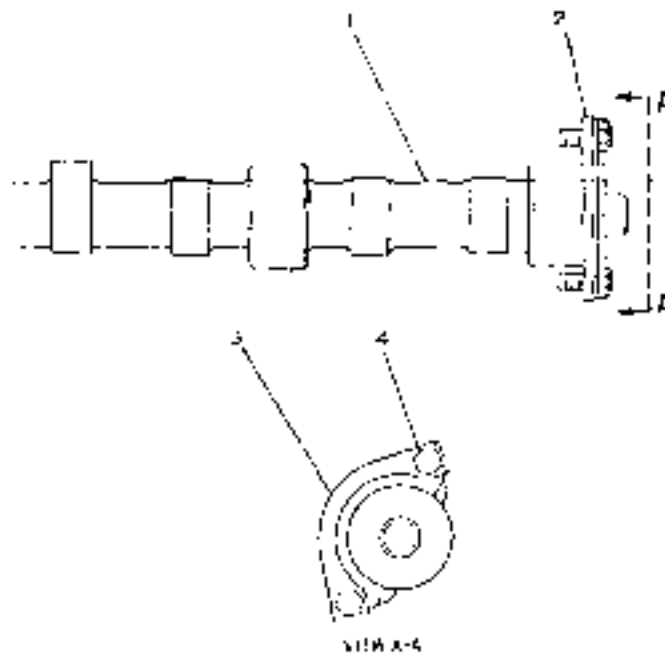
P/N 4NN1-UP; 5LN1-UP; 6JN1-UP; 7KN1-UP;
 8LN1-UP; 9PN1-UP. S/N 6NC1-UP; 0BZ93150-99999
 PART OF 108-1078, 8Q-1762, 8Q-1763 ENGINE AR

SMCS-1210, 1211, 1212

i00126817

NOTE	REF NO	GRAPHIC REF	PART NUMBER	QTY	PART NAME	SEE PAGE
R	1	1	4P-2942	1	CAMSHAFT AS	
	2	1	7S-2204	1	WASHER THRUST	
	3	1	8S-1491	1	LOCK	
	4	1	0S-0509	2	BOLT (3/8 X 0.75 IN)	

R-REVTG PART MAY BE AVAILABLE



GRAPHIC #1

i00108777

BASIC ENGINE

7N-1342 COVER GP-CYLINDER BLOCK

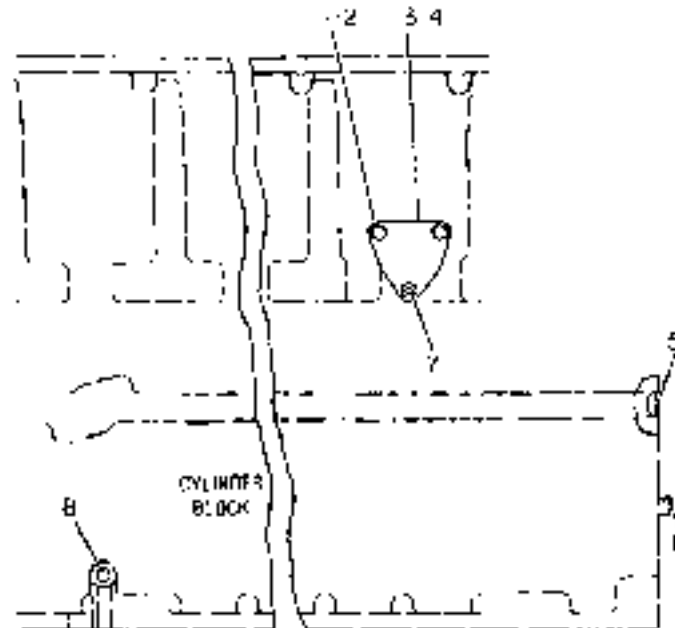
PIN 4MN1-UP; 5LN1-UP; 6JN1-UP; 7KN1-UP;
 8LN1-UP; 9PN1-UP. S/N 6NC1-UP; 08293150-99999
 PART OF 100-1078, 80-1762, 80-1763 ENGINE AR

SMCS-1201

100160139

NOTE	REF NO	GRAPHIC REF	PART NUMBER	QTY	PART NAME	REF PAGE
B	1	1	0L-1351	2	BOLT (3/8 X 6X.875IN)	
B	2	1	5M-2894	2	WASHER (2.5MM THK)	
B	3	1	8L-8662	1	COVER	
D	4	1	5S-8055	1	OASNET	
	5	1	4B-3938	1	PLUG CUP	
	6	1	2A-3798	2	ROSKI	
B	7	1	8M-3257	1	SCREW HEX SOCKET	
BC	8	1	5M-6214	1	PLUG PIPL (1/8-27 THD)	

B USE AS REQUIRED;
 C-CHANGE FROM PREVIOUS TYPE



GRAPHIC #1

400112428

BASIC ENGINE

2P-6528 COVER GP-FRONT HOUSING

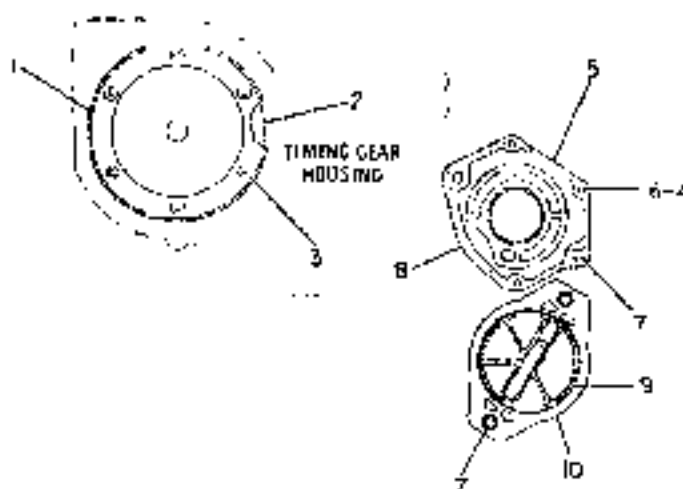
PIN 4MN1-UP; 5LN1-UP; 6JN1-UP; 7KN1-UP;
 8LN1-UP; 9PN1-UP. S/N 6NC1-UP; 08293150-99999
 PART OF 108-1078, 8Q-1762, 8D-1763 ENGINE AR

SMCS-1151, 1162, 1166

100165332

NOTE	RFF NO	GRAPHIC REF	PART NUMBER	QTY	PART NAME	REF PAGE
C	1	1	9N-5769	1	COVER-HOUSING	
	2	1	6N-7887	1	GASKET-HOUSING COVER	
	3	1	3S-2713	6	NUT-FUL (3/8 24 THD)	
			8M-9024	6	WASHER HARD (5MM THK)	
	4	1	5N-2894	3	WASHER (2.5MM THK)	
C	5	1	1W-4542	1	COVER-GATER PUMP	
	6	1	3B-1915	3	BOLT (3/8 16X1.375IN)	
	7	1	0S-1566	4	BOLT (5/8 11X1.5TH)	
			5P-8247	4	WASHER HARD (3.5MM THK)	
	8	1	2P-0220	1	GASKET PUMP	
	9	1	5F-3106	1	SEAL-O-RING (120.50MM ID)	
	10	1	7N-8374	1	COVER DRIVE OPENING	

C-CHANGE FROM PREVIOUS TYPE



GRAPHIC #1

10016901

BASIC ENGINE

8N-4745 COVER GP-VALVE MECHANISM

PIN 4MN1-UP; 5LN1-UP; 6JN1-UP; 7KN1-UP;
 8LN1-UP; 9PN1-UP. S/N GNC1-UP; DBZ93150-99999
 PART OF 108-1078, 8Q-1762, 8Q-1763 ENGINE AR

SMCS-1107, 1120

100696643

NOTE	REF NO	GRAPHIC REF	PART NUMBER	QTY	PART NAME	SEE PAGE
C	1	1	2W-1086	1	COVER AS CYLINDER HEAD	
	2	1	DS-1617	15	BOLT (5.16 18X.75IN)	
	3	1	9M-1974	15	WASHER HARD (2MM THK)	
	4	1	133-1247	1	SLIP RING PAL	

C CHANGL FROM PREVIOUS TYPE



GRAPHIC #1

QDD:01840

BASIC ENGINE

4P-9856 CRANKSHAFT GP

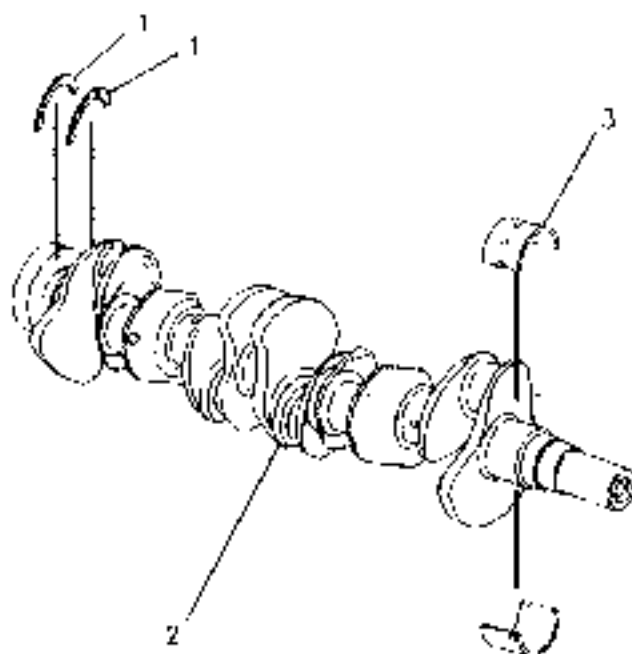
PIN 4NN1-UP; 5LN1-UP; 6JN1-UP; 7KN1-UP;
 8LN1-UP; 9PN1-UP. S/N 6NC1-UP; 08293150-98999
 PART OF 108-1076, 80-1762, 8Q-1763 ENGINE AR

SNCS-1202, 1203, 1204, 1230, 1231, 1232

100882907

NOTE	REF NO	GRAPHIC REF	PART NUMBER	QTY	PART NAME	SEE PAGE
	1	1	100-3652	2	FLAT THRUST	
	2	1	4P-9857	1	CRANKSHAFT AS	
		1	4P-7827	1	GEAR-CRANKSHAFT (33 1)	
		1	5H-2671	1	KEY WOODRUFF	
		1	BT-6757	6	PLUG-PIPC (1 1/8 27 NPTF THD)	
	3	1	4N-5738	7	BEARING MAIN (STANDARD)	
A		1	BN-8225	7	BEARING-MAIN (.25MM OS)	
A		1	BN-8226	7	BEARING-MAIN (.51MM OS)	
A		1	BN-8227	7	BEARING-MAIN (.76MM OS)	
A		1	BN-8228	7	BEARING-MAIN (.51MM OS)	
A		1	BN-8229	7	BEARING-MAIN (.25MM OS/.51MM OS)	
A		1	4P-7306	7	BEARING-MAIN (.51MM OS/.51MM OS)	
A		1	4P-7306	7	BEARING-MAIN (.76MM OS/.51MM OS)	

A-NOT PART OF THIS GROUP



GRAPHIC #1

QU0108305

BASIC ENGINE

7N-6550 CYLINDER BLOCK AS

PIN 4M1-UP; 5L1-UP; 6J1-UP; 7K1-UP; 8L1-UP; 9P1-UP. S/N 08Z93150-99999

PART OF 8N-5286 CYLINDER BLOCK GP

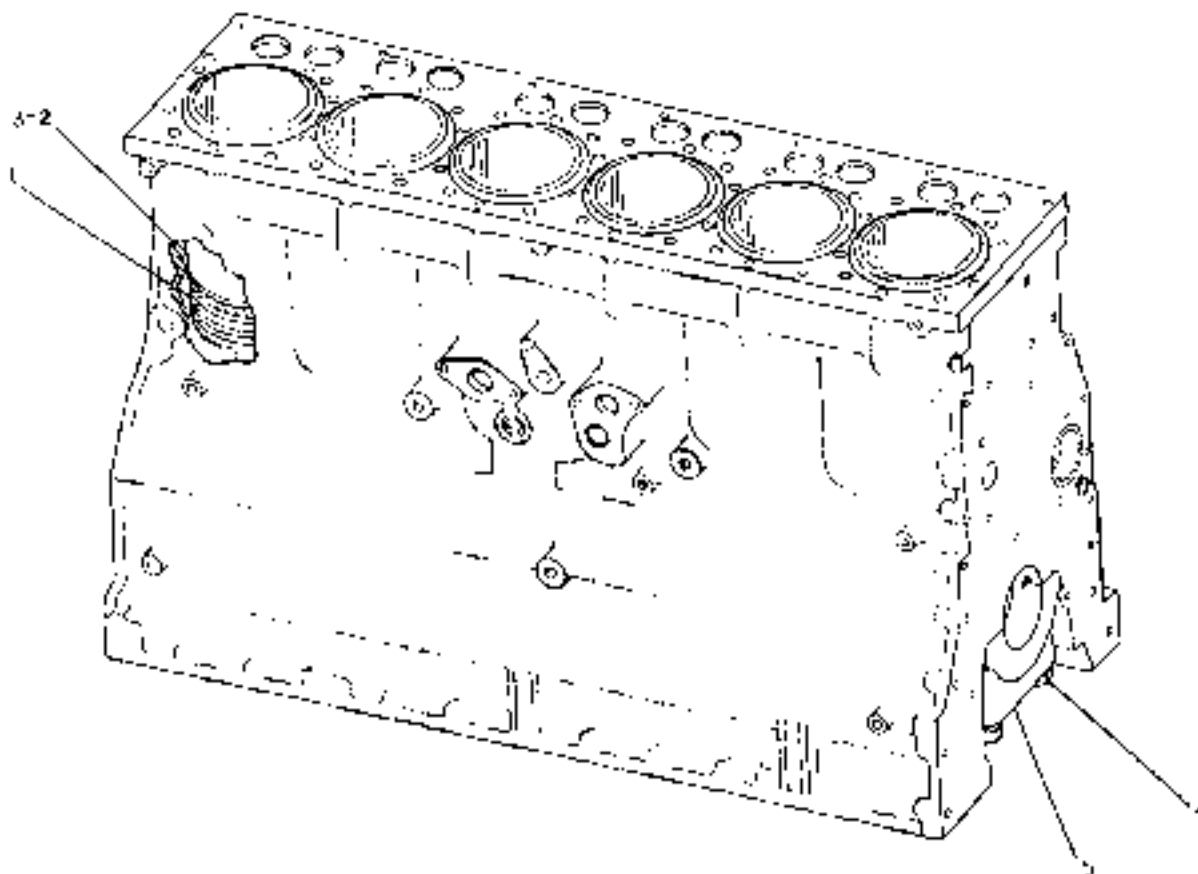
SMCS-1117, 1201, 1211, 1216, 1217, 1221, 1222, 1223,
1224, 1238, 1239, 1240, 1331

100128460

NOTE	REF NO	GRAPHIC REF	PART NUMBER	QTY	PART NAME	SEE
						PAGE
	1	1	55-8670	8	SEAL O-RING (17.1MM ID)	
	2	1	110-5000	6	LINER CYLINDER	
AJ		1	104-5512	6	INSERT LINER SEAT (.822MM THK)	
AJ		1	104-5518	6	INSERT LINER SEAT (1.605MM THK)	
AJ		1	104-5527	6	INSERT LINER SEAT (2.710MM THK)	
AJ		1	104-5530	6	INSERT LINER SEAT (3.210MM THK)	
C	3	1	2W-6134	6	BAND FILTER	
	4	1	75-3224	14	BOLT (5/8" DIAx.25IN)	
		1	25-5658	14	WASHER BARU (3 GMM THK)	
	5	1	6N-8003	7	CAP CRANKSHAFT BEARING	

J FOR USE WITH CYLINDER BLOCKS WITH LIGHT
DAMAGE DUE TO FRICTION/FRIETING IN THE LINER
CHANGE SEATING AREA

A NOT PART OF THIS GROUP
C CHANGE FROM PREVIOUS TYPE



GRAPHIC #1

g03100260

BASIC ENGINE

8N-5286 CYLINDER BLOCK GP*R

PIN 4NN1-UP; 5LN1-UP; 6JN1-UP; 7KN1-UP;
 8LN1-UP; 9PN1-UP. S/N 6NC1-UP; 08293150-99999
 PART OF 108-1078, 8Q-1762, 8Q-1763 ENGINE AR

SMCS-1117, 1200, 1201, 1211, 1216, 1217, 1221, 1222,
 1223, 1224, 1238, 1239, 1240, 1331

100937959

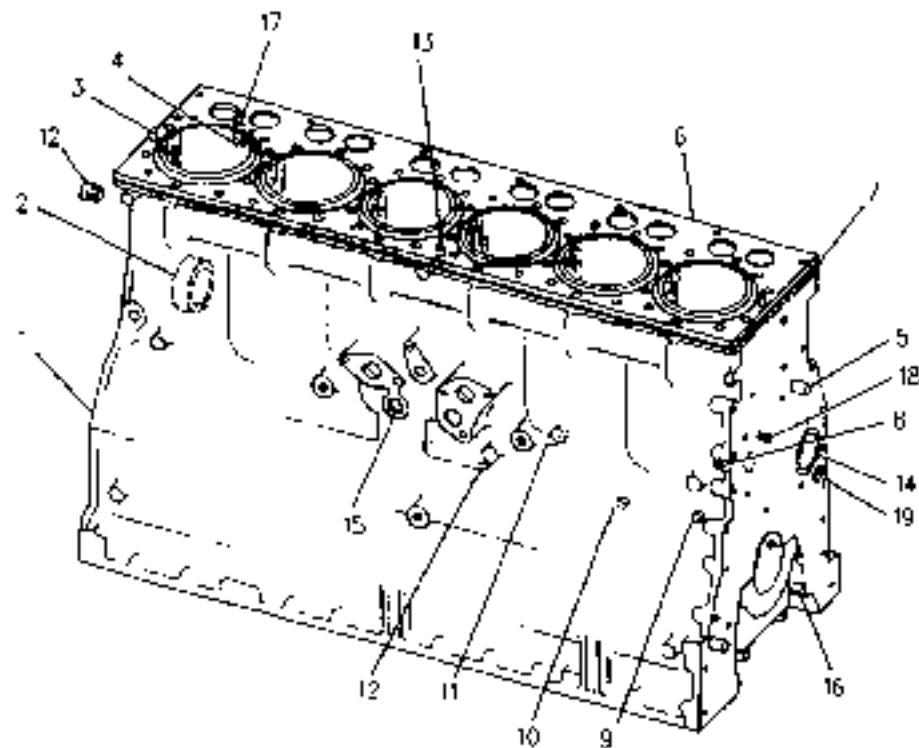
NOTE	REF NO	GRAPHIC REF	PART NUMBER	QTY	PART NAME	SEE PAGE	
CY	1	1	7N-6550	1	CYLINDER BLOCK AS	16	
	2	1	7M-4046	4	BEARING SIFIVE		
	3	1	8K-1207	2	DOMEL		
	4	1	3S-5496	1	SEAL O RING (R.53MM ID)		
	5	1	8B-6349	2	DOMEL (15.86 MM X 34.92 MM)		
	6	1	7N-7998	1	PLATE BLOCK		
C	7	1	11S-7550	1	GASKET PLATE		
	8	1	BT-6764	1	PLUG PIPE (1/8 27 NPTF THD)		
	9	1	BT-6763	1	PLUG		
	10	1	BT-6765	4	PLUG PIPE (1/4 18 NPTF THD)		
	11	1	8M-9307	1	PLUG DRAIN		
		1	6F-7062	1	WASHER		
	C	12	1	BT-6762	3	PLUG PIPE	
		13	1	5B-7652	2	DOMEL (15.72 MM X 15.86 MM)	
		14	1	8N-4110	1	BEARING SIFIVE	
		15	1	4B-5387	1	PLUG CJP	
		16	1	4B-9782	1	GAIL (9.52MM DIA)	
17		1	1S-9540	1	DOMEL (30.23 MM X 9.37 MM)		
C	18	1	5S-8482	1	STUD		
	19	1	4B-3938	1	PLUG CJP		

② CHANGE FROM PREVIOUS TYPE
 * SEPARATE ILLUSTRATION

BASIC ENGINE

8N-5286 CYLINDER BLOCK GP (contd.)

100937959



GRAPHIC #1

400390119

BASIC ENGINE

7N-8876 CYLINDER HEAD GP#R

S/N 6N01-UP; 08293150-99999

PART OF 108-1078 ENGINE AR

SMCS-1100, 1103, 1104, 1105, 1106, 1108, 1109, 1115,
1117, 1121, 1124, 1125

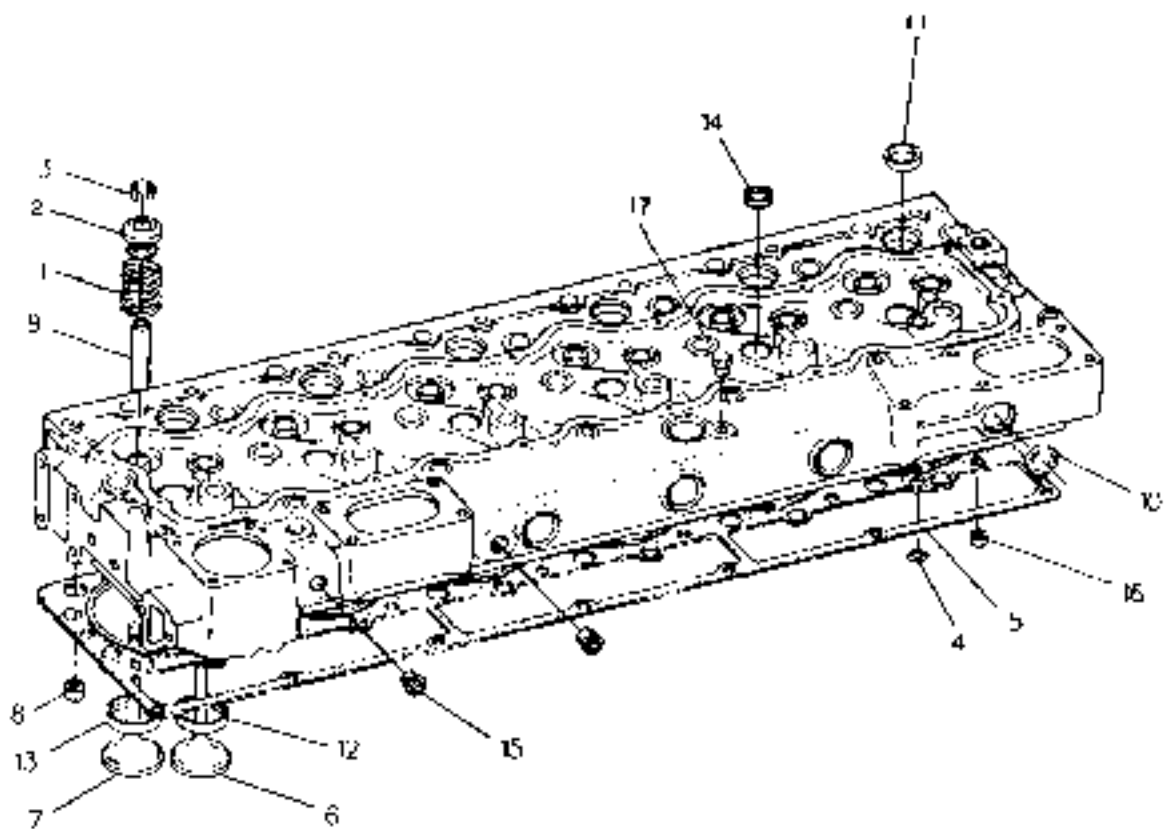
100736472

NOTE	REF NO	GRAPHIC REF	PART NUMBER	QTY	PART NAME	SEE PAGE
	1	1	75-7144	12	SPRING VALVE	
	2	1	1M-5300	12	ROTORCOIL AS (EACH INCLUDES)	
		1	6N-7174	1	SHIELD-OIL	
	3	1	2A-4429	24	LOCK RETAINER	
	4	1	3S-5496	1	SEAL-O-RING (9.50MM ID)	
	5	1	111-8015	1	GASKET AS CYLINDER HEAD	
	6	1	6N-9915	6	VALVE INLET	
	7	1	148-7455	6	VALVE EXHAUST	
	8	1	9Y-1798	18	SEAL-WATER	
	9	1	148-7425	12	BULGE VALVE	
	10	1	3S-8313	7	PLUG-CUP	
	11	1	3P-1896	13	PLUG-CUP (30.31MM AVG OD)	
	12	1	107-0268	6	INSERT VALVE SEAT (INT)	
	13	1	107-0265	6	INSERT VALVE SEA	
	14	1	3B-0623	6	PLUG-CUP (25.73MM AVG OD)	
	15	1	8T-5762	3	PLUG-PIPE	
	16	1	7N-8018	6	SEAL-WATER	
	17	1	8T-5763	1	PLUG	

BASIC ENGINE

7N-8876 CYLINDER HEAD GP (contd.)

100735472



GRAPHIC #1

610100420

BASIC ENGINE

8N-0246 CYLINDER HEAD GP

PIN 4MN1-UP; 5LN1-UP; 6JM1-UP; 7KN1-UP; 8LN1-UP; 9PN1-UP
PART OF 8Q-1762, 8Q-1763 ENGINE AR

SMCS-1100, 1103, 1104, 1105, 1106, 1108, 1109, 1115,
1117, 1121, 1124, 1125

i00747099

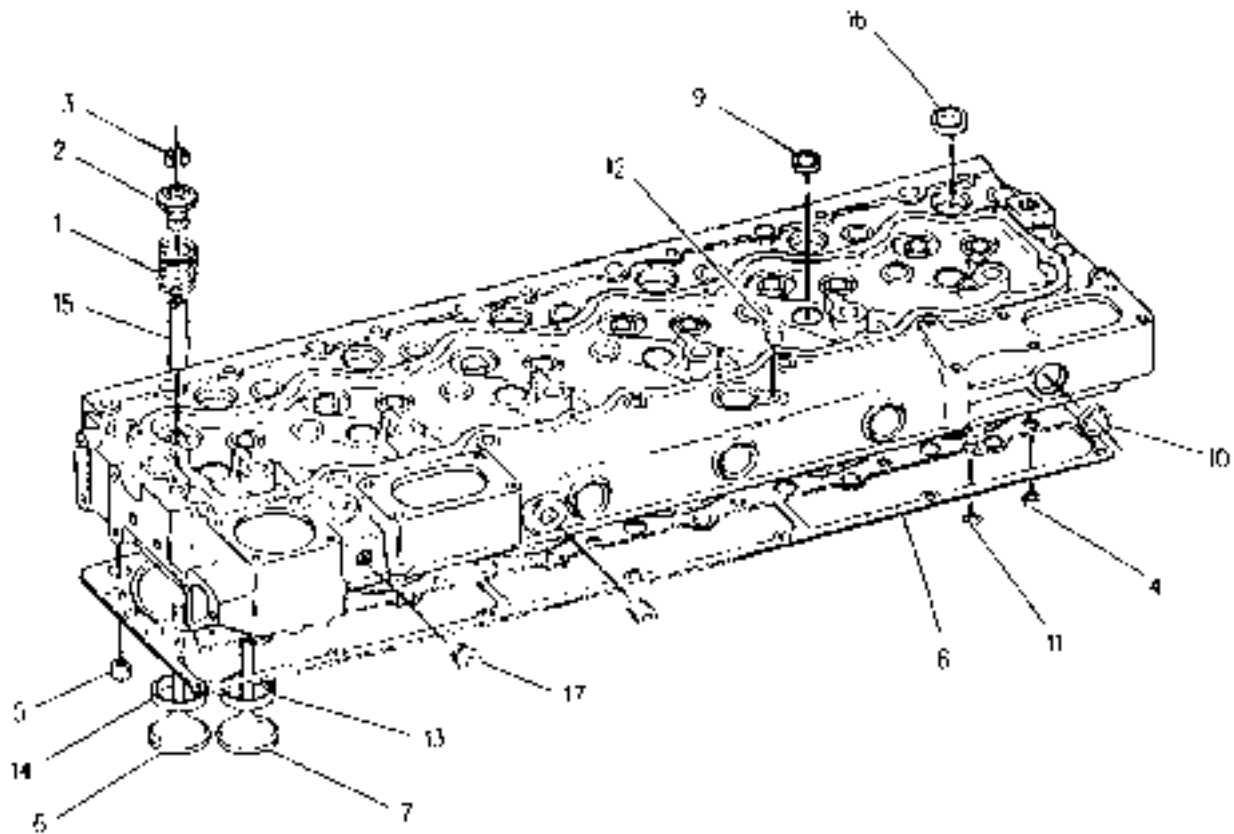
NOTE	REF NO	GRAPHIC REF	PART NUMBER	QTY	PART NAME	SEE PAGE
	1	1	75-7144	12	SPRING VALVE	
	2	1	1W-5300	12	ROTCOCK AS (EACH INCLUDES) SPRING VALVE	
		1	103-2454	1	SHIELD OIL	
		1	6N-7174	1	LOCK-RETAINER	
	3	1	2A-4429	24	SEAL WATER	
	4	1	7H-8018	6	SEAL WATER	
	5	1	9Y-1298	18	VALVE EXHAUST (EXHAUST)	
	6	1	148-7455	6	VALVE INLET	
	7	1	100-7260	6	GASKET AS CYLINDER HEAD	
	8	1	111-8015	1	PLUG CUP (25.7MM AVG OD)	
	9	1	38-0623	6	PLUG CUP	
	10	1	35-8313	7	SEAL-O-RING (9.50MM ID)	
	11	1	35-5496	1	PLUG	
	12	1	8T-6763	1	INSERT VALVE SEAT (INT)	
	13	1	107-0268	6	INSERT VALVE SEAT	
	14	1	107-0265	6	GUIDE VALVE	
	15	1	148-7425	12	PLUG-CUP (30.31MM AVG OD)	
	16	1	3P-1896	14	PLUG PIPE	
	17	1	8T-6762	3		

H
R-USE AS REQUIRED

BASIC ENGINE

8N-0246 CYLINDER HEAD GP (contd.)

100747099



GRAPHIC #1

000291926

BASIC ENGINE

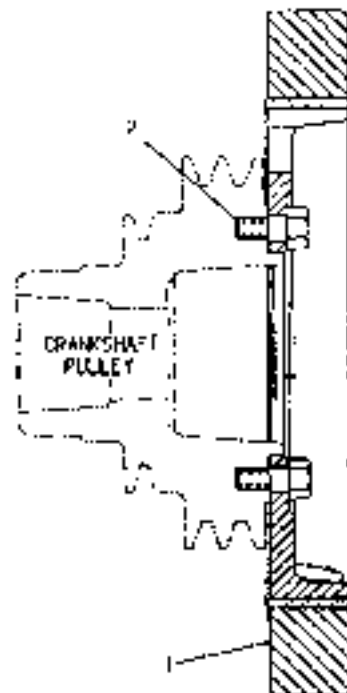
1W-7831 DAMPER GP

PIN 4NN1-UP; 5LN1-UP; 6JN1-UP; 7KN1-UP;
 8LN1-UP; 9PN1-UP. S/M 6NC1-UP; 00Z93150-99999
 PART OF 100-1078, 80-1762, 80-1763 ENGINE AR

SMCS-1205

100173416

NOTE	REF NO	GRAPHIC REF	PART NUMBER	QTY	PART NAME	SEE PAGE
	1	1	4W-2448	1	DAMPER AS	
	2	1	6H-1717	6	BOLT (1/2 13X1.125LN)	



GRAPHIC #1

gud' 18388

BASIC ENGINE

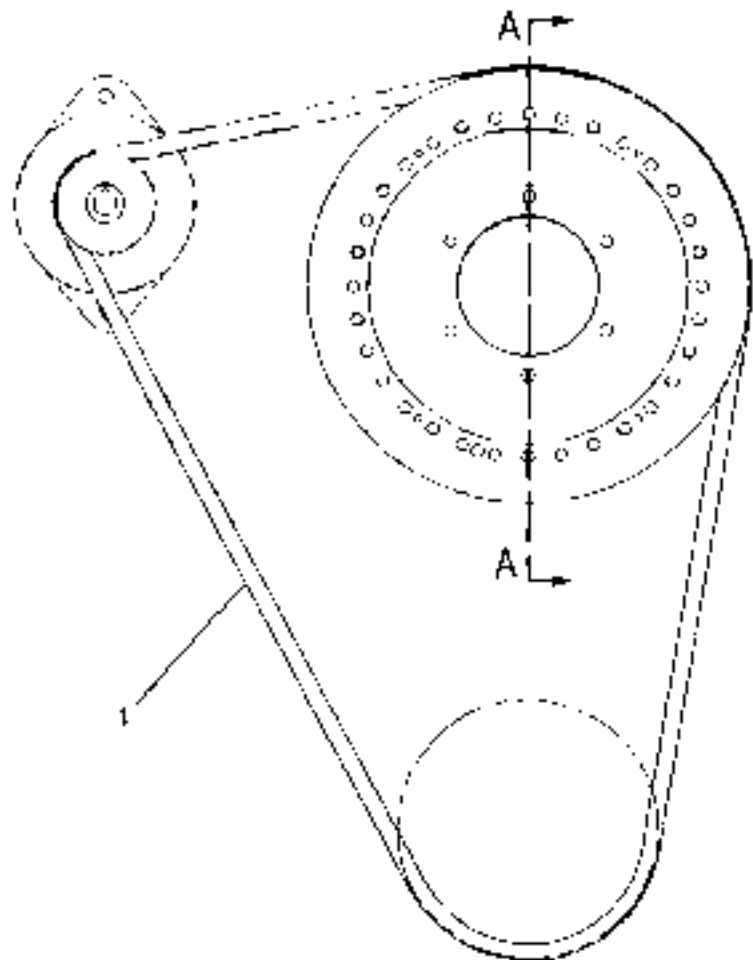
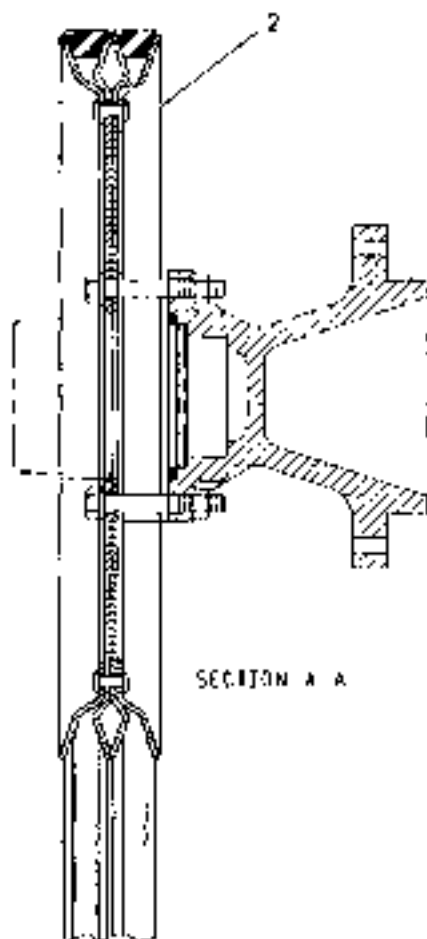
8Q-0704 FAN SPEED INCREASE AR-CUSTOM

PIN 2Y1-UP; 3Z1-UP; 4M1-UP; 5L1-UP; 6J1-UP; 7K1-UP; 8L1-UP; 9P1-UP
 16 % FAN SPEED INCREASE AT 1306 RPM
 PART OF 8Q-1992 FAN AR-EJECTOR

SMCS-1357, 1359

101010539

NOTE	REF NO.	GRAPHIC	PART NUMBER	QTY	PART NAME	REF PAGE
	1		7N-9149	1	PULLEY FAN DRIVE	
Y-SEPARATE ILLUSTRATION	2		2W-8951	1	V-BELT SET	42



GRAPHIC #1

000294634

BASIC ENGINE

7N-9536 FASTENER GP-CYLINDER HEAD


PIN 4NN1-UP; 5LN1-UP; 6JN1-UP; 7KN1-UP;
 8LN1-UP; 9PN1-UP. S/N 6NC1-UP: 08293150-99999
 PART OF 108-107B, 80-1762, BQ-1763 ENGINE AR

SMCS-1100

100120512

NOTE	REF NO	GRAPHIC REF	PART NUMBER	QTY	PART NAME	SEE PAGE
	1	1	58-9603	7	BOLT (3/8 16X5IN)	
C	2	1	18-7709	5	BOLT (5/8 71X8IN) (LOCATION X)	
B	3	1	10-4595	20	BOLT (5/8 11X6IN)	
C	4	1	25-0736	25	WASH-PLATE-PARD	

B-USE AS REQUIRED
 C-CHANGE FROM PREVIOUS TYPE



GRAPHIC #1

0010R1P4

BASIC ENGINE

BN-0872 FASTENER GP-FRONT HOUSING

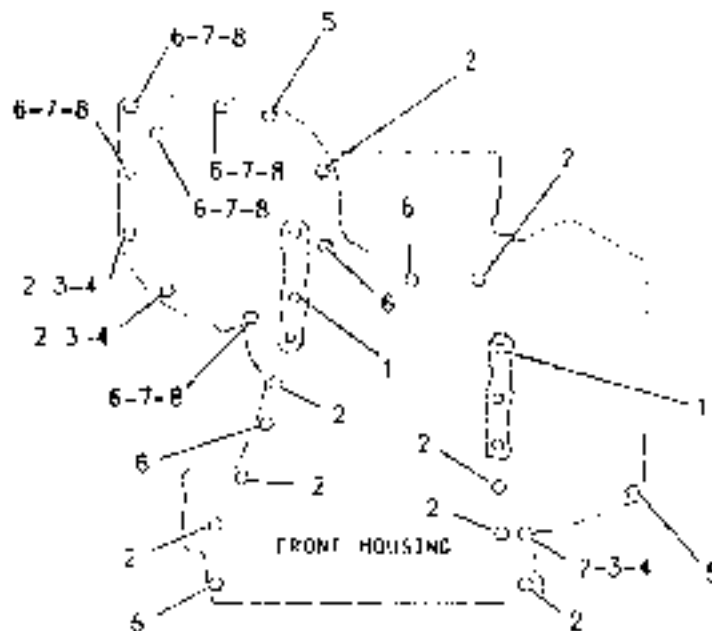
PIN 4MN1-UP; 5LN1-UP; 6JN1-UP; 7KN1-UP;
 8LN1-UP; 9PN1-UP. S/N 6NC1-UP; 08Z93150-99999
 PART OF 106-107B, 80-1762, 80-1763 ENGINE AIR

SMCS-1151

100751459

NOTE	REF NO	GRAPHIC REF	PART NUMBER	QTY	PART NAME	SFE PAGE
C	1	1	3E-6914	6	BOLT	
C	2	1	DL-2070	11	BOLT (3/8-16X2.25IN)	
C	3	1	5M-2894	3	WASHER (2.5MM THK)	
	4	1	6V-8801	3	NUT (3/8-16 THD)	
	5	1	1C-2251	2	BOLT (3/8-16X1.875IN)	
C	6	1	DL-2070	9	BOLT (3/8-16X2.25IN)	
E	7	1	5N-2894	5	WASHER (2.5MM THK)	
E	8	1	6V-8801	5	NUT (3/8-16 THD)	

D USE AS REQUIRED
 C CHANGE FROM PREVIOUS TYPE



GRAPHIC #1

400718012

BASIC ENGINE

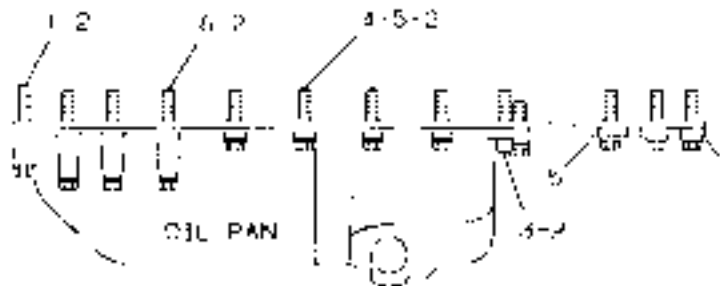
9Y-0066 FASTENER GP-OIL PAN

PIN 4MN1-UP; 5LN1-UP; 6JN1-UP; 7KN1-UP;
 8LN1-UP; 9PN1-UP. SIN 6NC1-UP; 0BZ93150-99999
 PART OF 10B-1078, 8Q-1762, 8Q-1763 ENGINE AR

SMCS-1302

100578105

NOTE	REF NO	GRAPHIC REF	PART NUMBER	QTY	PART NAME	SEE PAGE
	1	1	0T-0573	5	WASHER (3/8-16X2.75LN)	
	2	1	SM 2894	46	WASHER (2.5MM DIA)	
	3	1	DS-1591	20	BOLT (3/8-16X1.5LN)	
	4	1	3B-1815	15	BOLT (3/8-16X1.375LN)	
	5	1	9Y-0030	2	PLATE	
	6	1	OL-1352	3	BOLT (3/8-16X3.25LN)	
	7	1	9Y-0029	1	PLATE	



GRAPHIC #1

100578105

BASIC ENGINE

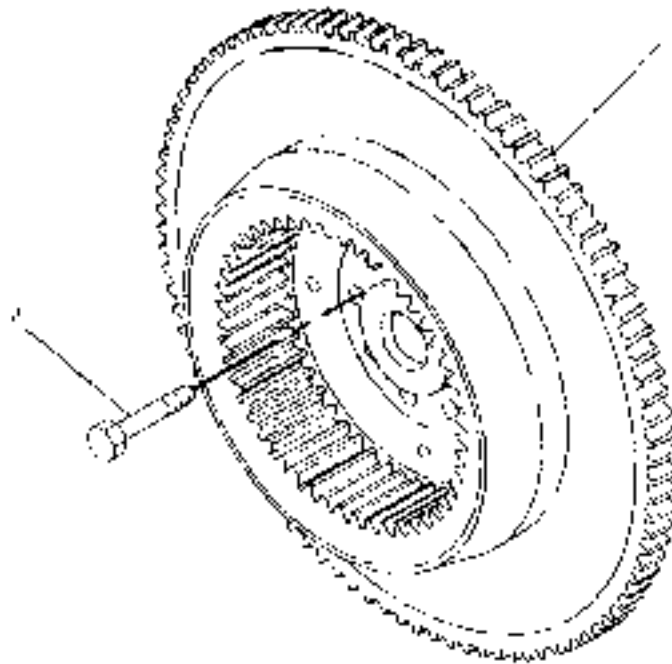
7N-2729 FLYWHEEL GP

PIN 4MM1-UP; 5LN1-UP; 6JN1-UP; 7KN1-UP;
8LN1-UP; 9PN1-UP. S/N GNC1-UP; 00293150-99999
PART OF 108-107B, BQ-1762, BQ-1763 ENGINE AR

SMCS-1156, 1158

100574866

NOTE	REF NO	GRAPHIC REF	PART NUMBER	QTY	PART NAME	SEE PAGE
	1	1	1W-4938	1	FLYWHEEL AS	
		1	7N-9146	1	SEAL (156 TBLK)	
	2	1	05-2310	9	BOLT (570 18X3 25IN)	



GRAPHIC #1

100165704

BASIC ENGINE

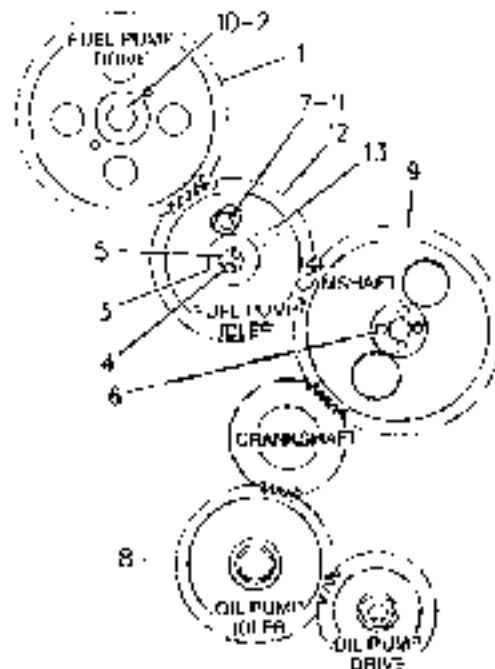
111-8001 GEAR GP-FRONT

PIN 4MN1-UP; 5LN1-UP; 6JN1-UP; 7KN1-UP;
 BLN1-UP; 9PN1-UP. S/N 6NC1-UP; 08293150-99999
 PART OF 108-1070, 8Q-1762, 8Q-1763 ENGINE AR

SMCS-1206

100574865

NOTE	REF NO	GRAPHIC REF	PART NUMBER	QTY	PART NAME	SEE PAGE
	1	1	102-8638	1	GEAR DRIVE (66 TEETH)	
	2	1	7N-2894	1	WASHER	
	3	1	8N-0960	1	PLATE THRU	
	4	1	05-1618	2	BOLT (5/16X10X1IN)	
	5	1	105-9772	1	SHAFT DRIVE IDLER	
	6	1	05-1748	4	BOLT (3/8-24X2IN)	
	7	1	5M-2894	2	WASHER (2.5MM THK)	
	8	1	4P-7828	1	GEAR AS-GI IDLER (50 TEETH)	
		1	2P-1168	1	BEARING SLEEVE	
	9	1	4P-7026	1	GEAR CAMSHAFT (66 TEETH)	
	10	1	1A-1135	1	BOLT (5/8-11X2IN)	
	11	1	05-1594	2	BOLT (3/8-16X1IN)	
	12	1	107-2206	1	GEAR AS-FUEL PUMP IDLER (27 TEETH)	
		1	2S-8692	1	BEARING SLEEVE	
	13	1	5B-0079	1	NUT (AM 13/8-24 LHD)	



GRAPHIC #1

905128640

BASIC ENGINE

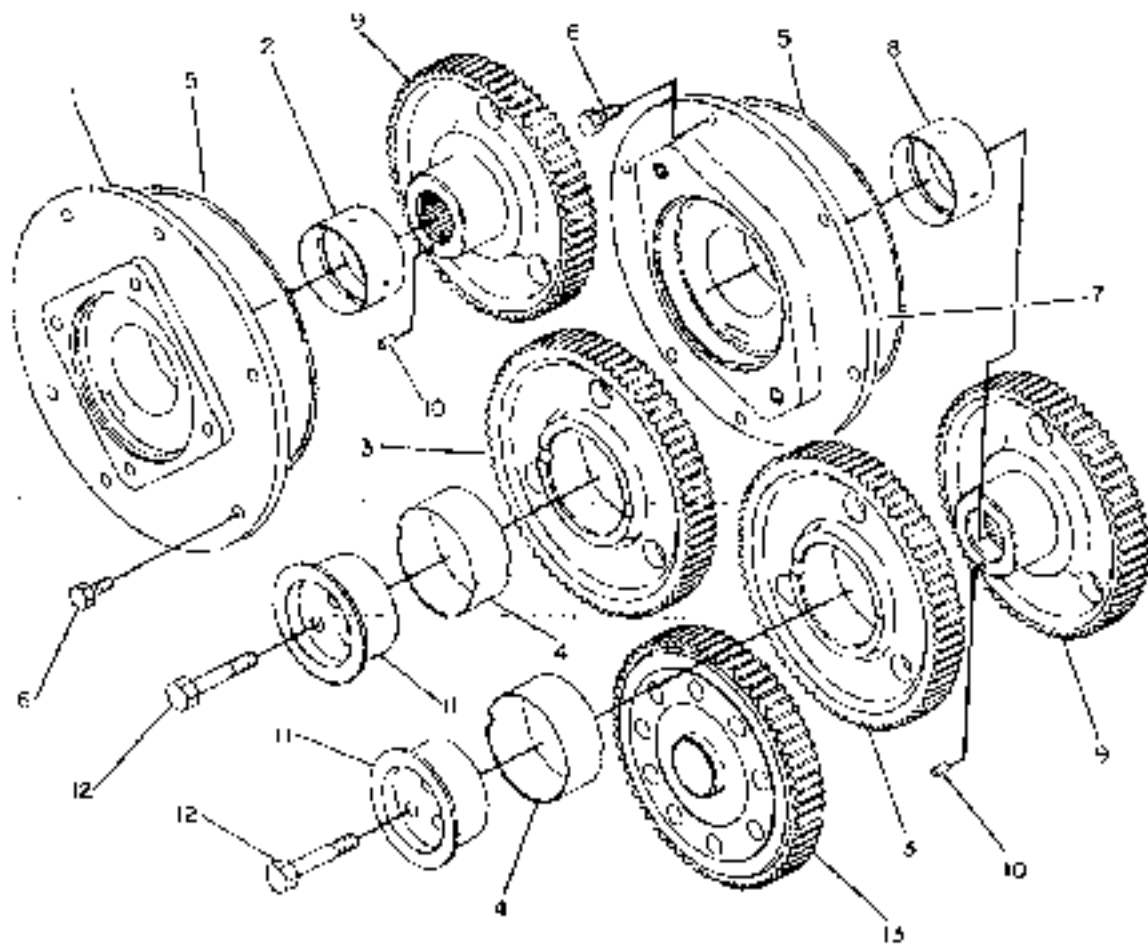
7C-0502 GEAR GP-REAR

PIN 4M1-UP; 5L1-UP; 6J1-UP; 7K1-UP;
 8L1-UP; 9P1-UP. S/N 6M1-UP; 0B293150-99999
 PART OF 108-1078, 80-1762, 80-1763 ENGINE AR

SMCS-1204

100574698

NOTE	REF NO	GRAPHIC REF	PART NUMBER	QTY	PART NAME	PRODUCT LEVEL						SEE PAGE
						1	2	3	4	5	6	
	1		7C-1112	1	ADAPTER AS PUMP							
			7C-0282	1	ADAPTER-HYDRAULIC PUMP							
	2		8X-9315	1	BEARING SLEEVE							
	3		1W-4741	2	GEAR AS IDLER (70 TEETH) (EACH INCLUDES)							
	4		1W-4738	1	BEARING SLEEVE							
	5		4N-1230	2	SHAFT RING							
	6		0S-1594	12	BOLT (3/8" X 1IN)							
	7		1W-4744	1	ADAPTER AS PUMP							
	8		8X-9315	1	BEARING SLEEVE							
	9		1W-4740	2	GEAR AS DRIVE (64 TEETH) (EACH INCLUDES)							
	10		4F-6024	1	PIN							
	11		1W-4746	2	MOUNTAIN GEAR							
	12		1A-1460	6	BOLT (1/2" X 3/2IN)							
	13		1W-4737	1	GEAR CRANKSHAFT (68 TEETH)							



GRAPHIC #1

600190332

BASIC ENGINE

1W-1154 HOUSING GP-FLYWHEEL

PIN 2YN1-UP; 3ZN1-UP; 4MN1-UP; 5LN1-UP; 6JN1-UP;
 7KN1-UP; 8LN1-UP; 9PN1-UP. S/N 6NC1-UP; 08293150-99999
 PART OF 108-1078, 80-1761, 80-1762, 80-1763 ENGINE AR

SMCS-1157

100575931

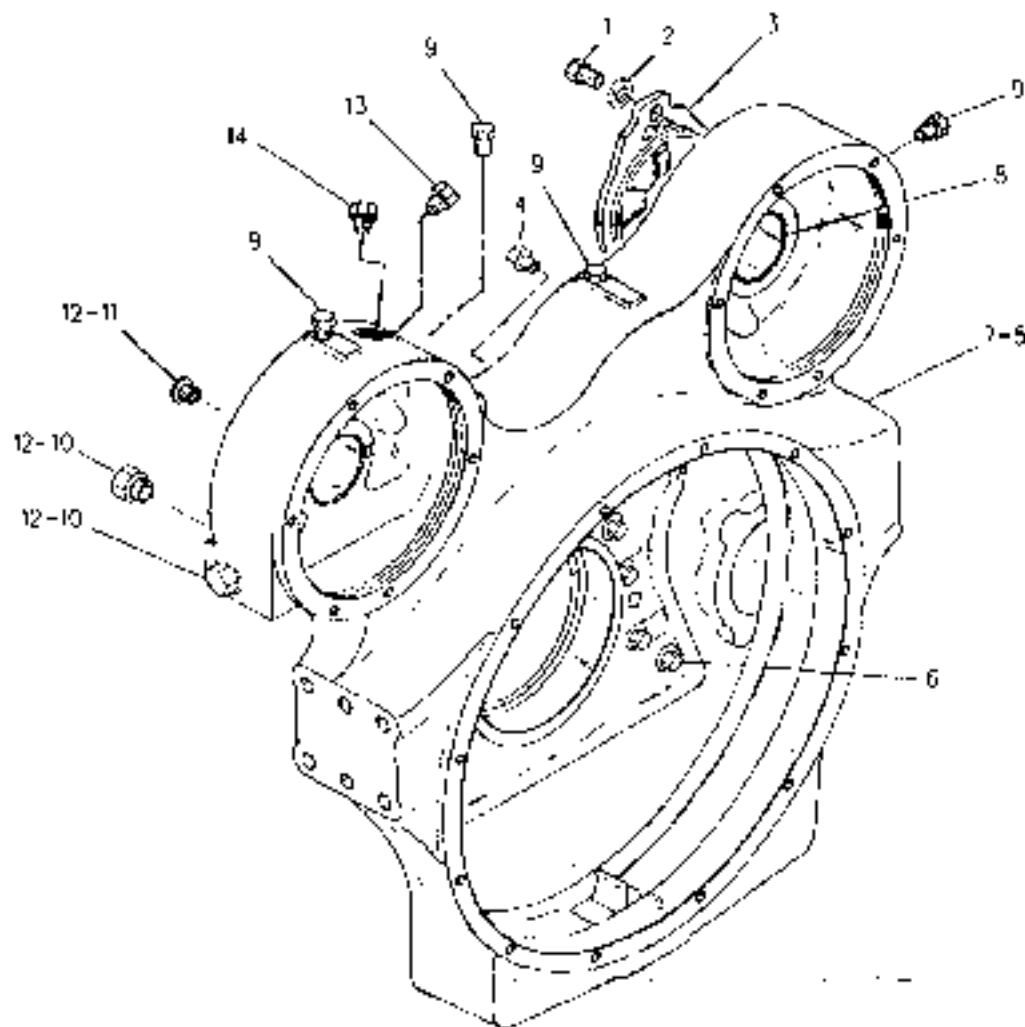
NOTE	REF NO	GRAPHIC REF	PART NUMBER	QTY	PART NAME	SEE PAGE
	1	1	4B-4043	4	BOLT (5/8 11X1.375IN)	
	2	1	5P-8247	4	WASHER HARD (3.5MM THK)	
	3	1	7N-8374	2	COVER DRIVE OPENING	
		1	5F-3106	2	SEA O-RING (126.53MM ID)	
	4	1	8T-6765	1	PLUG PIPE (1/4-18 PIPE THD)	
H	5	1	1U-8846		GASKET-LIQUID	
	6	1	0S-1587	13	BOLT (1/2 13X1.75IN)	
	7	1	120-6609	1	HOUSING AS FLYWHEEL	
	8	1	8M-9315	2	BEARING-SLEEVE	
C	9	1	9S-4191	4	PLUG O-RING (9.16 18 THD)	
C		1	3J-1907	4	SEAL O-RING (11.89MM ID)	
	10	1	9S-4185	2	PLUG O-RING (3.4 16 THD)	
	11	1	9S-8005	2	PLUG O-RING (3.4 16 THD)	
	12	1	3K-0360	4	SEAL O-RING (16.06MM ID)	
C	13	1	9S-4182	1	PLUG (7/16 20 THD)	
C		1	3J-7354	1	SEAL O-RING (8.62MM ID)	
	14	1	5F-0304	1	PLUG DRAIN	
		1	2A-1162	1	GASKET	

B-USE AS REQUIRED
 C-CHANGE FROM PREVIOUS TYPE

BASIC ENGINE

1W-1154 HOUSING GP-FLYWHEEL (contd.)

100575931



GRAPHIC #1

0002535/79

BASIC ENGINE

8N-0303 HOUSING GP-FRONT

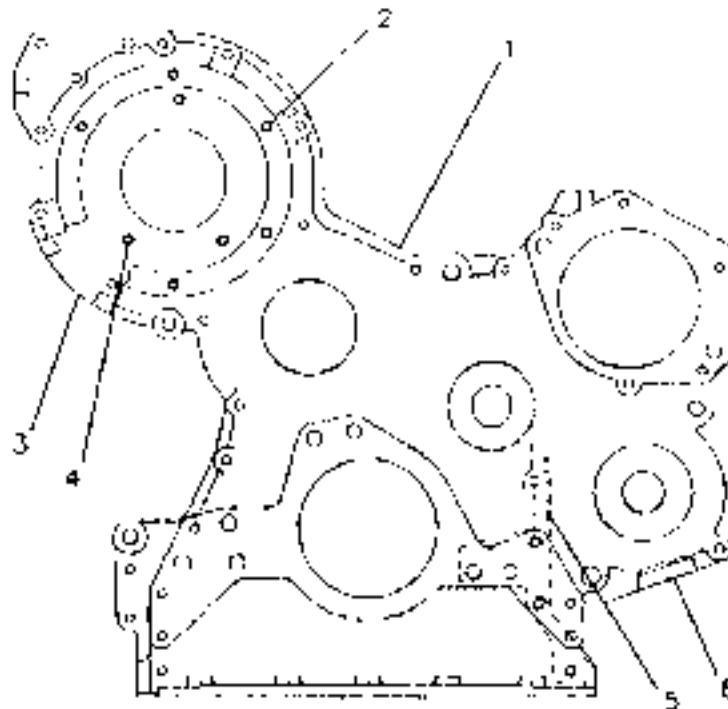
PIN 2YN1-UP; 3ZN1-UP; 4MN1-UP; 5LN1-UP; 6JN1-UP;
7KN1-UP; 8LN1-UP; 9PN1-UP. S/N 6NC1-UP; 08293150-99999
PART OF 108-1078, 8Q-1761, 8Q-1762, 8Q-1763 ENGINE AR

SMCS-1151, 1162, 1166

100126745

NOTE	REF NO	GRAPHIC REF	PART NUMBER	QTY	PART NAME	SEL PAGE
	1	1	8N-0109	1	HOUSING AS FRONT	
	2	1	25-0042	6	STUD	
C	3	1	1W-7816	1	PLATE AS FRONT	
		1	1W-7110	1	PLATE FRONT	
		1	5M-6214	1	PLUG-PIDL (1/8-27 THD)	
	4	1	6H-0192	3	STUD	
	5	1	8N-0110	1	GASKET-FRONT PLATE	
C	6	1	1W-3900	1	GASKET	

C CHANGE FROM PREVIOUS TYPE



GRAPHIC #1

100108-12P

BASIC ENGINE

6N-8326 LIFTING GP-ENGINE

PIR 2YM1-UP; 3ZM1-UP; 4MM1-UP; 5LN1-UP; 6JN1-UP;
7KN1-UP; 8LN1-UP; 9PM1-UP. S/N 6NC1-UP; 08293150-99999
PART OF 108-1078, 80-1761, 80-1762, 80-1763 ENGINE AR

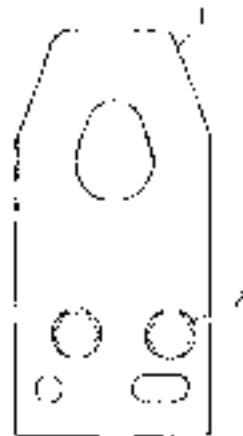
SMCS-1122

100959621

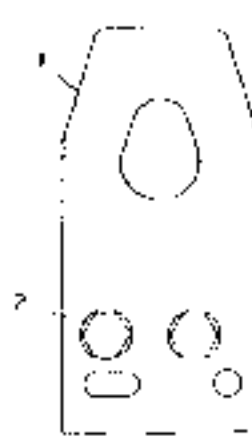
NOTE	REF NO	GRAPHIC REF	PART NUMBER	QTY	PART NAME	SER PAGE
B	1	:	8N-8721	2	PLATE LIFTING [Y]	
C	2	1	6V 1999	4	BOLT	
		1	80-5054	4	WASHER HARD	

B-USE AS REQUIRED

C-CHANGE FROM PREVIOUS TYPE



MOUNTED ON
REAR OF ENGINE



MOUNTED ON
FRONT OF ENGINE

GRAPHIC #1

g0011496

BASIC ENGINE

2P-6152 PAN GP-OIL

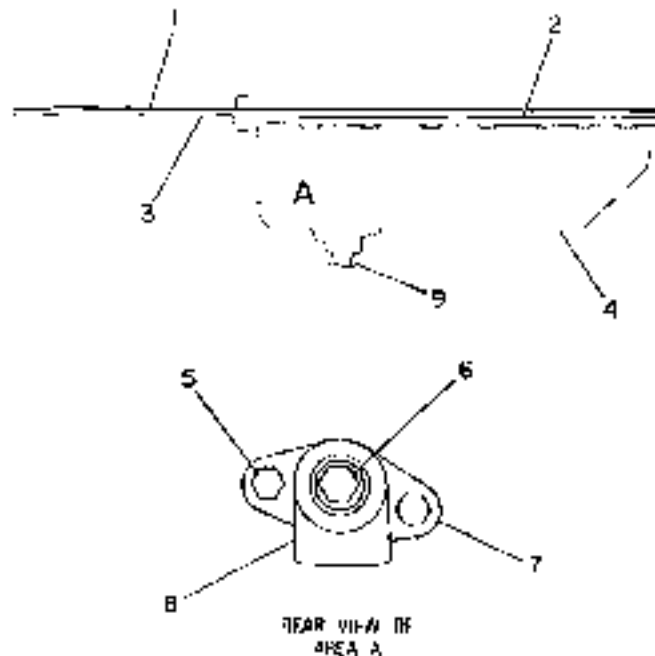
PIN 2YN1-UP; 3ZN1-UP; 4NN1-UP; 5LN1-UP; 6JN1-UP;
 7KN1-UP; 8LN1-UP; 9PN1-UP, S/N 6NC1-UP; 08Z93150-99999
 PART OF 108-1078, 80-1761, 80-1762, 80-1763 ENGINE AIR

SMCS-1302

100645626

NOTE	REF NO	GRAPHIC REF	PART NUMBER	QTY	PART NAME	SEE PAGE
	1		129-0357	1	GASKET	
	2		85-1965	1	GASKET OIL PAN	
	3		2P-1738	1	PLATE AS OIL PAN	
C	4		4N-7820	1	PAN GP OIL	
			8N-6184	1	PAN-OIL	
	5		3B-1915	2	BOLT (3/8 16X1.375IN)	
C	6		5N-8780	1	PLUG-DRAIN (ENG)NF	
	7		8N-6854	1	GASKET ADAPTER	
	8		8N-6849	1	ADAPTER PLUG	
CB	9		3E-7430	1	PLUG PIPE	

B USE AS REQUIRED
 C-CHANGE FROM PREVIOUS TYPE



GRAPHIC #1

00116709

BASIC ENGINE

1W-6588 PISTON & ROD GP

PIN 2YN1-UP; 3ZN1-UP; 4MN1-UP; 5LN1-UP; 6JN1-UP;
7KN1-UP; 8LN1-UP; 9PN1-UP. S/N 6MC1-UP; 08293150-99999
16:1 RATIO

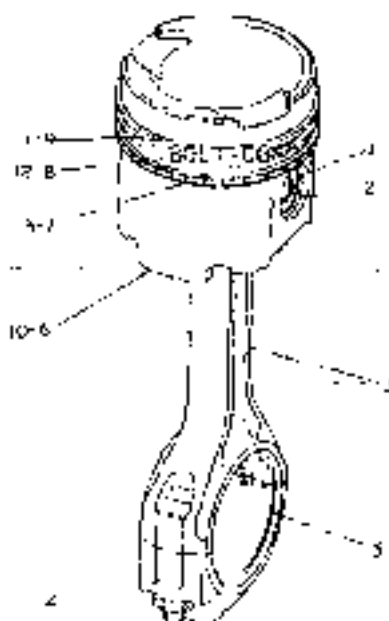
PART OF 108-1078, 80-1761, 80-1762, 80-1763 ENGINE AR

SMCS-1213, 1214, 1215, 1218, 1219, 1225, 1239

100126311

NOTE	REF NO	GRAPHIC REF	PART NUMBER	QTY	PART NAME	SEE PAGE
	1	I	7N-9805	1	PIN-PISTON	
	2	I	1S-9543	2	RETAINER-PIN	
R	3	I	0N-1721	1	ROD AS CONNECTING	
		I	8N-1849	1	BEARING CONNECTING ROD	
	4	I	1P-9956	2	POI1 CONNECTING ROD	
		I	5S-6348	2	NUT	
U	5	I	4W-5739	1	BEARING CONNECTING ROD (STANDARD)	
AC		I	8N-8221	1	BEARING-CONNECTING ROD (.254MM UNDERSIZE)	
AC		I	8N-8222	1	BEARING-CONNECTING ROD (.508MM UNDERSIZE)	
AC		I	8N-8223	1	BEARING-CONNECTING ROD (.762MM UNDERSIZE)	
	6	I	129-0359	1	BODY AS PISTON	
	7	I	7E-6047	1	RING PISTON (OIL)	
	8	I	59-6750	1	RING PISTON (INTERMEDIATE)	
	9	I	95-3029	1	RING PISTON (TOP)	
AC	10	I	2W-6091	1	RING GP PISTON	
	11	I	95-3029	1	RING-PISTON	
	12	I	55-6750	1	PISTON-PISTON (INTERMEDIATE)	
	13	I	7E-6047	1	RING-PISTON (OIL)	

A NOT PART OF THIS GROUP
C CHANGE FROM PREVIOUS TYPE
R REMIG PART MAY BE AVAILABLE



GRAPHIC #1

500168214

BASIC ENGINE

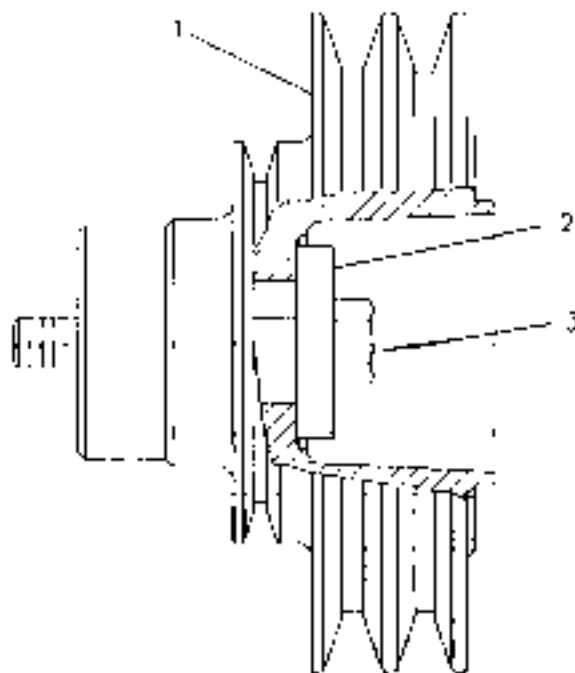
109-5176 PULLEY GP-CRANKSHAFT

PIN 2YN1-UP; 3ZN1-UP; 4MN1-UP; 5LN1-UP; 6JN1-UP;
 7KN1-UP; 8LN1-UP; 9PN1-UP. S/N 6NC1-UP; 08293150-99999
 PART OF 108-1078, 80-1761, 80-1762, 80-1763 ENGINE AR

SMCS-1205

100574660

NOTE	REF NO	GRAPHIC REF	PART NUMBER	QTY	PART NAME	SEE PAGE
	1	1	109-4848	1	PULLEY CRANKSHAFT	
	2	1	55-9948	1	WASHER-PULLEY	
	3	1	7B-5163	1	BOLT (3/4-16X4.75)NI	



GRAPHIC #1

g00235403

BASIC ENGINE

2P-6224 SEAL GP-CRANKSHAFT

PIN 2YM1-UP; 3ZN1-UP; 4MM1-UP; 5LN1-UP; 6JN1-UP;
 7KN1-UP; 8LN1-UP; 9PN1-UP. S/N 6NC1-UP; 08Z93150-99999
 PART OF 108-1078, 8Q-1761, 8Q-1762, 8Q-1763 ENGINE AR

SMCS-1160, 1161

100571647

NOTE	REF NO	GRAPHIC REF	PART NUMBER	QTY	PART NAME	SEE PAGE
1	1	1	4W-0452	1	SEAL GP-CRANKSHAFT	
2	2	1	9Y-9895	1	SEAL GP-CRANKSHAFT	

1 CHANGE FROM PREVIOUS TYPE



GRAPHIC #1

gdr108188

BASIC ENGINE

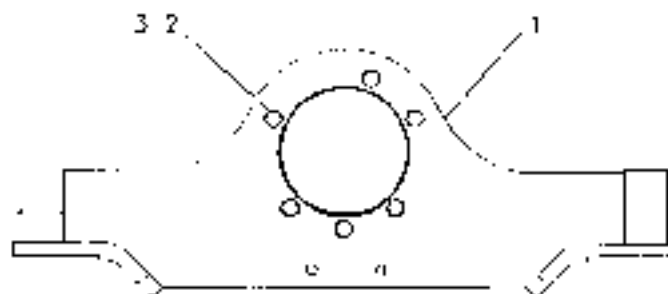
8N-4422 SUPPORT GP-ENGINE

PIN 2YN1-UP; 3ZN1-UP; 4MN1-UP; 5LN1-UP; 6JN1-UP;
 7KN1-UP; 8LN1-UP; 9PN1-UP, S/W 6NC1-UP; 08293150-99999
 PART OF 108-1078, 8Q-1761, 8Q-1762, 8Q-1763 ENGINE AR

SMCS-1152, 1153, 1154

100574987

NOTE	REF NO	GRAPHIC REF	PART NUMBER	QTY	PART NAME	SEE PAGE
	1	1	131-7736	1	SUPPORT AS-ENGINE	
	2	1	78-3235	6	BOLT (1/2 13X1.375IN)	
	3	1	5P-8245	6	WASHER (3MM THK)	



FRONT VIEW

GRAPHIC #1

000155762

BASIC ENGINE

8N-0107 TRUNNION GP-ENGINE

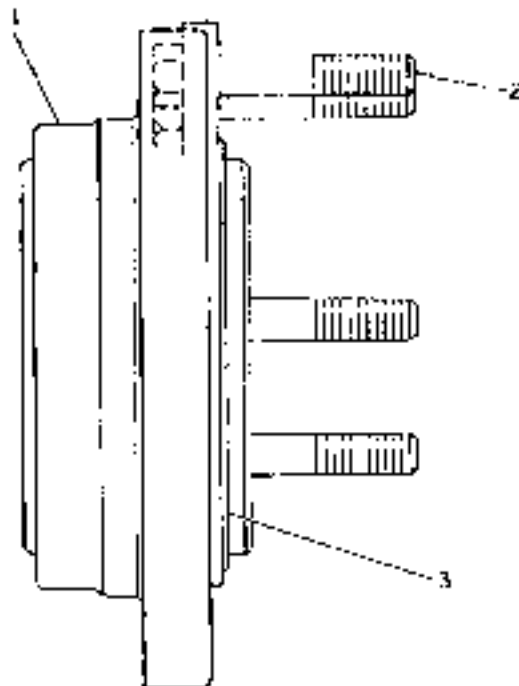
PIN 2YN1-UP; 3ZN1-UP; 4MN1-UP; 5LN1-UP; 6JN1-UP;
 7KN1-UP; 8LN1-UP; 9PN1-UP. S/N 6NC1-UP; 08293150-99999
 PART OF 10B-107B, 8Q-1761, 8Q-1762, 8Q-1763 ENGINE AR

SMCS-1152, 1153, 1154

100165341

NOTE	REF NO	GRAPHIC REF	PART NUMBER	QTY	PART NAME	SEE PAGE
		1	8N-0105	1	TRUNNION AS	
		1	2P-1487	1	RING	
C	2	1	0L-1329	6	BOLT (1/2 13X3IN)	
	3	1	2P-1692	1	SHAL G RING	

C CHANGE FROM PREVIOUS TYPE



GRAPHIC #1

g00117088

BASIC ENGINE

2W-8951 V-BELT SET

PIN 2YN1-UP; 3ZN1-UP; 4MN1-UP; 5LN1-UP; 6JN1-UP; 7KN1-UP; 8LN1-UP; 9PN1-UP

PART OF 8Q-0704 DRIVE AR-FAN

FOR USE WITH 130-5480 PULLEY GP, 130-5481
PULLEY GP, 131-9141 PULLEY GP, 128-3405 PULLEY GP

SMCS-1357

101025721

<u>NOTE</u>	<u>PART NUMBER</u>	<u>QTY</u>	<u>PART NAME</u>	<u>SEE</u>			
			1 2 3 4 5 6 7 8 9 10 11 12 13 14 15 16 17 18 19 20 21 22 23 24 25 26 27 28 29 30 31 32 33 34 35 36 37 38 39 40 41 42 43 44 45 46 47 48 49 50 51 52 53 54 55 56 57 58 59 60 61 62 63 64 65 66 67 68 69 70 71 72 73 74 75 76 77 78 79 80 81 82 83 84 85 86 87 88 89 90 91 92 93 94 95 96 97 98 99 100 101 102 103 104 105 106 107 108 109 110 111 112 113 114 115 116 117 118 119 120 121 122 123 124 125 126 127 128 129 130 131 132 133 134 135 136 137 138 139 140 141 142 143 144 145 146 147 148 149 150 151 152 153 154 155 156 157 158 159 160 161 162 163 164 165 166 167 168 169 170 171 172 173 174 175 176 177 178 179 180 181 182 183 184 185 186 187 188 189 190 191 192 193 194 195 196 197 198 199 200 201 202 203 204 205 206 207 208 209 210 211 212 213 214 215 216 217 218 219 220 221 222 223 224 225 226 227 228 229 230 231 232 233 234 235 236 237 238 239 240 241 242 243 244 245 246 247 248 249 250 251 252 253 254 255 256 257 258 259 260 261 262 263 264 265 266 267 268 269 270 271 272 273 274 275 276 277 278 279 280 281 282 283 284 285 286 287 288 289 290 291 292 293 294 295 296 297 298 299 300 301 302 303 304 305 306 307 308 309 310 311 312 313 314 315 316 317 318 319 320 321 322 323 324 325 326 327 328 329 330 331 332 333 334 335 336 337 338 339 340 341 342 343 344 345 346 347 348 349 350 351 352 353 354 355 356 357 358 359 360 361 362 363 364 365 366 367 368 369 370 371 372 373 374 375 376 377 378 379 380 381 382 383 384 385 386 387 388 389 390 391 392 393 394 395 396 397 398 399 400 401 402 403 404 405 406 407 408 409 410 411 412 413 414 415 416 417 418 419 420 421 422 423 424 425 426 427 428 429 430 431 432 433 434 435 436 437 438 439 440 441 442 443 444 445 446 447 448 449 450 451 452 453 454 455 456 457 458 459 460 461 462 463 464 465 466 467 468 469 470 471 472 473 474 475 476 477 478 479 480 481 482 483 484 485 486 487 488 489 490 491 492 493 494 495 496 497 498 499 500 501 502 503 504 505 506 507 508 509 510 511 512 513 514 515 516 517 518 519 520 521 522 523 524 525 526 527 528 529 530 531 532 533 534 535 536 537 538 539 540 541 542 543 544 545 546 547 548 549 550 551 552 553 554 555 556 557 558 559 560 561 562 563 564 565 566 567 568 569 570 571 572 573 574 575 576 577 578 579 580 581 582 583 584 585 586 587 588 589 590 591 592 593 594 595 596 597 598 599 600 601 602 603 604 605 606 607 608 609 610 611 612 613 614 615 616 617 618 619 620 621 622 623 624 625 626 627 628 629 630 631 632 633 634 635 636 637 638 639 640 641 642 643 644 645 646 647 648 649 650 651 652 653 654 655 656 657 658 659 660 661 662 663 664 665 666 667 668 669 670 671 672 673 674 675 676 677 678 679 680 681 682 683 684 685 686 687 688 689 690 691 692 693 694 695 696 697 698 699 700 701 702 703 704 705 706 707 708 709 710 711 712 713 714 715 716 717 718 719 720 721 722 723 724 725 726 727 728 729 730 731 732 733 734 735 736 737 738 739 740 741 742 743 744 745 746 747 748 749 750 751 752 753 754 755 756 757 758 759 760 761 762 763 764 765 766 767 768 769 770 771 772 773 774 775 776 777 778 779 780 781 782 783 784 785 786 787 788 789 790 791 792 793 794 795 796 797 798 799 800 801 802 803 804 805 806 807 808 809 810 811 812 813 814 815 816 817 818 819 820 821 822 823 824 825 826 827 828 829 830 831 832 833 834 835 836 837 838 839 840 841 842 843 844 845 846 847 848 849 850 851 852 853 854 855 856 857 858 859 860 861 862 863 864 865 866 867 868 869 870 871 872 873 874 875 876 877 878 879 880 881 882 883 884 885 886 887 888 889 890 891 892 893 894 895 896 897 898 899 900 901 902 903 904 905 906 907 908 909 910 911 912 913 914 915 916 917 918 919 920 921 922 923 924 925 926 927 928 929 930 931 932 933 934 935 936 937 938 939 940 941 942 943 944 945 946 947 948 949 950 951 952 953 954 955 956 957 958 959 960 961 962 963 964 965 966 967 968 969 970 971 972 973 974 975 976 977 978 979 980 981 982 983 984 985 986 987 988 989 990 991 992 993 994 995 996 997 998 999 1000			CONSTS OF 2 BELTS	PAGE

BASIC ENGINE

7C-7013 VALVE MECHANISM GP

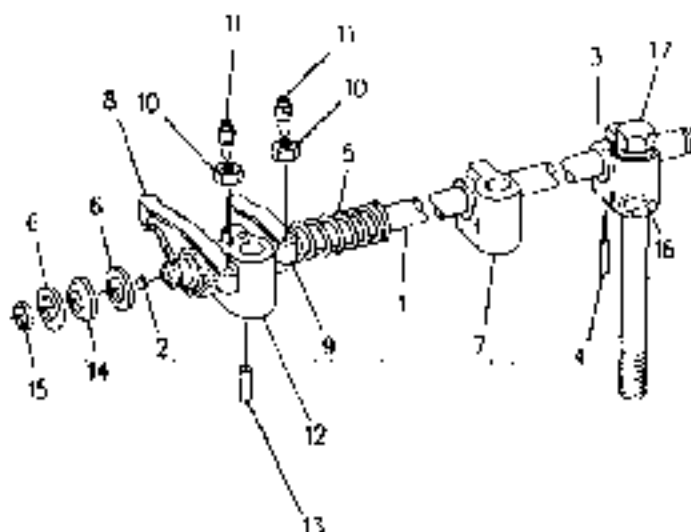
PIN 2YN1-UP; 3ZN1-UP; 4MN1-UP; 5LN1-UP; 6JN1-UP;
7KN1-UP; 8LN1-UP; 9PN1-UP. S/N 6NC1-UP; 08293150-99999

PART OF 7N-8026 VALVE MECHANISM GP

SMCS-1102, 1112, 1121, 1123, 1208, 1209

100126540

NOTE	REF NO	GRAPHIC REF	PART NUMBER	QTY	PART NAME	SEE PAGE
	1	1	8N-3251	1	SHAFT ROCKER ARM	
		1	6V-3508	2	PLUG CUP	
	2	1	3K-8460	1	PLUG (1/2"-20 THD)	
	3	1	7C-7011	1	BRACKET SHAFT	
	4	1	5H-4606	1	LOAF	
	5	1	4B-4910	5	SPRING	
	6	1	9M-9886	13	WASHER	
	7	1	5S-5879	4	BRACKET SHAFT	
	8	1	8N-3325	6	ROCKER ARM GP (EXHAUST)	
	9	1	8N-3327	6	ROCKER ARM GP (INLET)	
					(EACH ROCKER ARM GP INCLUDES)	
	10	1	3S-2713	1	NUT-FULL (3/8"-24 THD)	
	11	1	5S-5917	1	SCREW ROCKER ADJUSTMENT	
	12	1	8S-1499	1	BRACKET AS SHAFT	
	13	1	1L-5072	1	LOAF	
	14	1	7M-0550	2	WASHER SPRING	
	15	1	9H-1113	2	RING-RETAINING	
	16	1	6M-4448	1	SEAL-O-RING	
	17	1	1B-7709	1	BOLT (5/8"-11XELN)	
			2S-0736	1	WASHER HARD	



GRAPHIC #1

400108500

BASIC ENGINE

7N-8026 VALVE MECHANISM GP

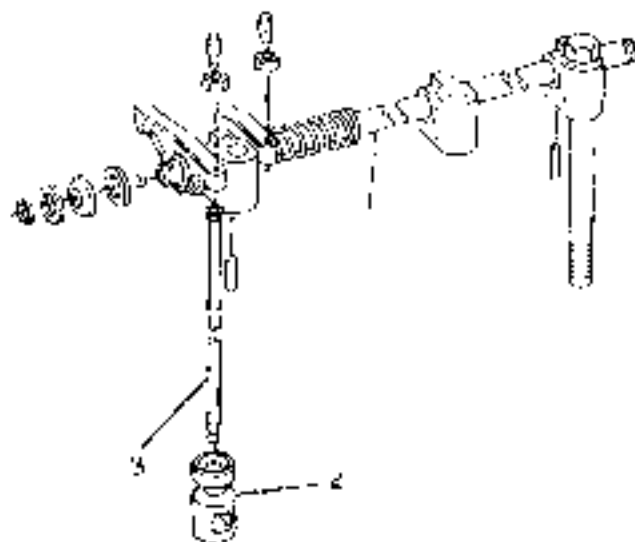
PIN 2YM1-UP; 3ZN1-UP; 4MM1-UP; 5LN1-UP; 6JN1-UP;
 7KN1-UP; 8LN1-UP; 9PN1-UP. S/N 6MC1-UP; 08Z93150-99999
 PART OF 108-1078, 80-1761, 80-1762, 80-1763 ENGINE AR

SMCS-1102, 1112, 1121, 1123, 1208, 1209

100947497

NOTE	REF NO	GRAPHIC REF	PART NUMBER	QTY	PART NAME	SEE PAGE
CY	1	1	70-7012	1	VALVE MECHANISM GP	43
	2	1	75-3161	12	LIFTER VALVE	
	3	1	55-5918	12	PUSHROD VALVE	

C-CHANGE FROM PREVIOUS TYPE
 Y SEPARATE ILLUSTRATION



GRAPHIC #1

000108967

LUBRICATION SYSTEM

8N-4457 BASE GP-OIL FILTER

PIN 4MN1-UP; 5LN1-UP; 6JN1-UP; 7KN1-UP; 8LN1-UP; 9PN1-UP
PART OF 2W-2271 COOLER GP-FLTR BASE & ENG OIL

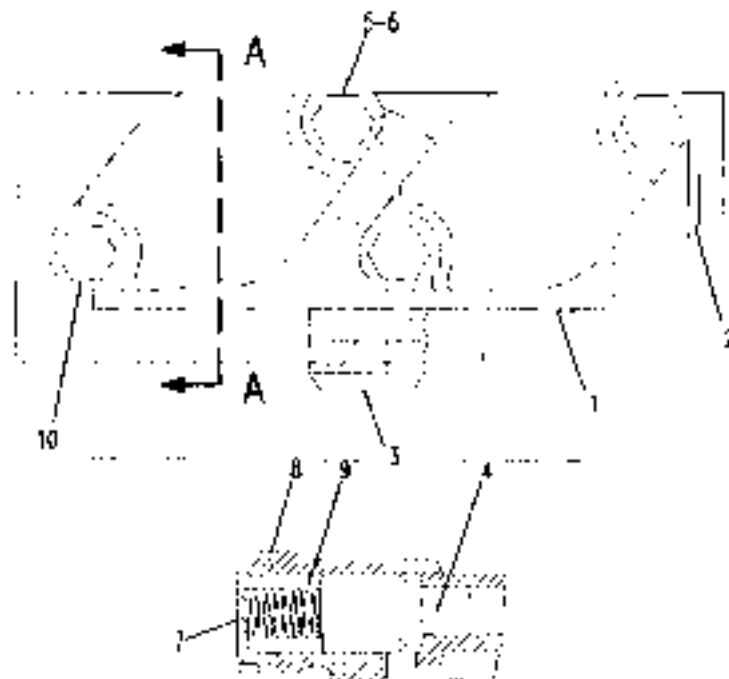
SMCS-1306, 1314

101017653

NOTE	REF NO	GRAPHIC REF	PART NUMBER	QTY	PART NAME	SFF PAGE
	1	1	2N-6881	1	BASE AS OIL FILTER	
	2	1	2B-0858	3	PLUG PLFF (1/2 IN HPIL)	
	3	1	2P-2537	1	SHLD POLIGN	
C	4	1	1P-1367	2	PIUNDR	
C	5	1	9S-1818	3	ROLL (5/16 18X1.0IN)	
C	6	1	9H-1974	3	WASHER HARD (2MM THK)	
	7	1	8N-6905	2	COVER VALVE	
	8	1	8N-6905	2	GASKET	
	9	1	8M-3182	2	SPRING	
BC	10	1	9S-1818	1	ROLL (5/16 18X1.0IN)	
BC		1	9H-1974	1	WASHER HARD (2MM THK)	

U USE AS ACQUIRED

C CHANGE FROM PREVIOUS IYP



SECTION A-A

GRAPHIC #1

(101017653)

LUBRICATION SYSTEM

8N-4457 BASE GP-OIL FILTER

S/N 08Z93150-99999

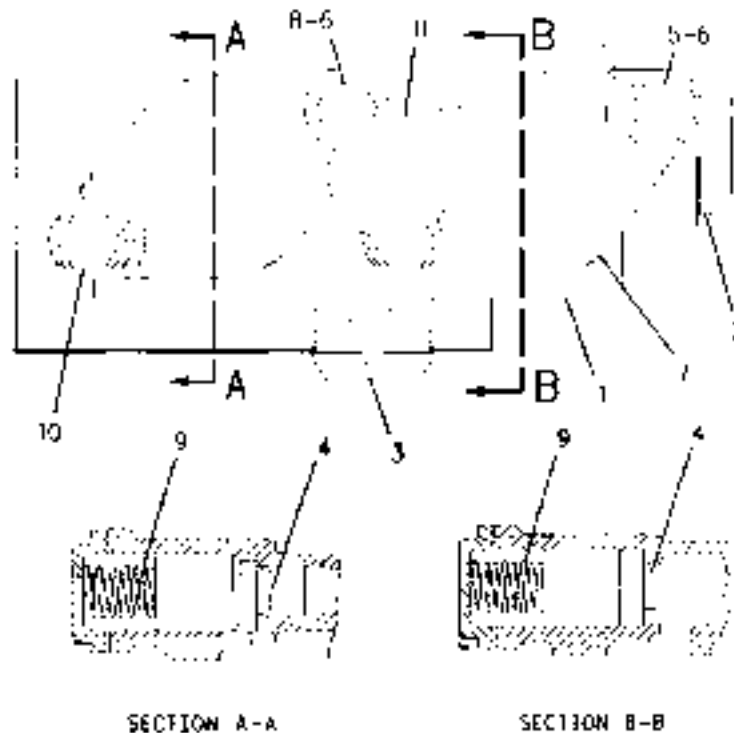
PART OF 2W-2271 COOLER GP-FLTR BASE & ENG OIL

SMCS-1306, 1314

101014335

NOTE	REF NO	GRAPHIC REF	PART NUMBER	QTY	PART NAME	SEE PAGE
C	1	1	9Y-7149	1	BASE AS-OIL FILTER	
		1	9B-0645	3	PLUG DUST (Ø2.00MM AVG OD)	
	2	1	8T-6762	1	PLUG PIPE (1/4 16 NPT 740)	
	3	1	2P-2537	1	STUD-HOLLOW	
	4	1	1P-1367	2	PLUNGER	
C	5	1	0S-1618	1	BOLT (5/16 18X1.0LN)	
	6	1	9M-1974	3	WASHER HARD (2MM THK)	
C	7	1	9Y-6859	1	COVER	
C		1	9Y-6860	1	GASKET	
C	8	1	1B-2790	2	BOLT (5/16 18X1.05LN)	
	9	1	9M-3182	2	SPRING	
C	10	1	0S-1618	1	BOLT (5/16 18X1.0LN)	
R		1	9M-1974	1	WASHER HARD (2MM THK)	
C	11	1	8C-3445	1	CAP DUST	
C		1	9J-7354	1	SEAL O-RING (Ø.92MM OD)	
C		1	8C-3446	1	VALVE FLUID SAMPLING	

R-USE AS REQUIRED
C-CHANGE FROM PREVIOUS TYPE



GRAPHIC #1

946523030

LUBRICATION SYSTEM

1P-4244 BREATHER GP

PIN 4MHI-UP; 5LNI-UP; 6JNI-UP; 7KNI-UP;
8LNI-UP; 9PNI-UP, S/N 6NC1-UP; 08Z93150-99999
CRANKCASE

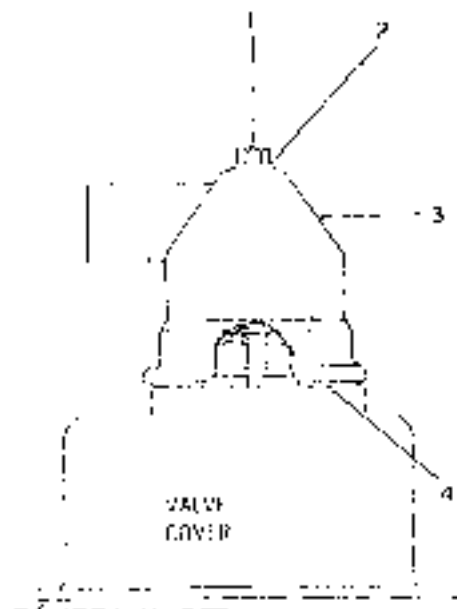
PART OF 108-1078, 80-1762, 80-1763 ENGINE AR

SMCS-1317

100126829

NOTE	REF NO	GRAPHIC REF	PART NUMBER	QTY	PART NAME	SFE PAGE
	1	1	3H-3243	1	BOLT (5/16-18X4.75LN)	
C	2	1	9W-0869	1	WASHER (PMM TIK)	
C	3	1	2W-9162	1	BREATHER AS CRANKCASE	
C	4	1	4L-9564	1	SEAL-O-RING (R1.92VM 10)	

C CHANGE FROM PREVIOUS TYPE



GRAPHIC #1

g00106276

LUBRICATION SYSTEM

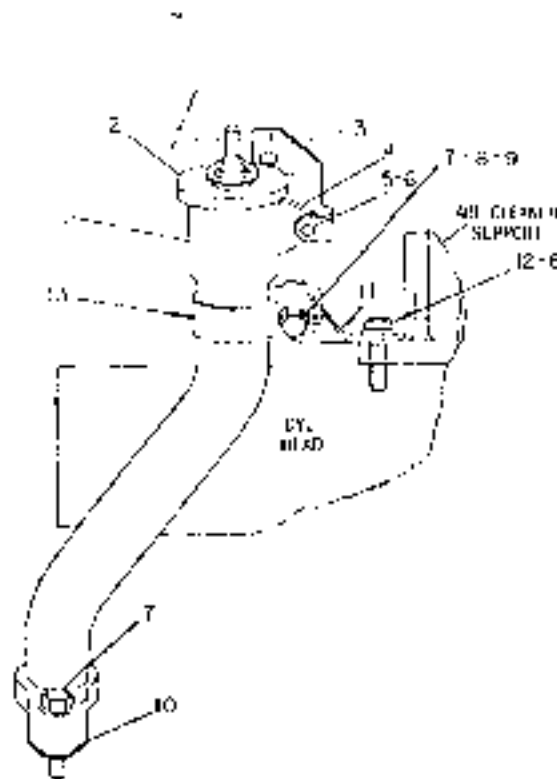
7C-9336 FILLER GP-ENGINE OIL

PIN 4M1-UP; 5L1-UP; 6J1-UP; 7K1-UP;
 8L1-UP; 9P1-UP. S/N 6N1-UP; 08Z93150-99999
 PART OF 108-1078, 8Q-1762, 8Q-1763 ENGINE AR

SMCS-1316

100836573

NOTE	REF NO	GRAPHIC REF	PART NUMBER	QTY	PART NAME		SEE PAGE
					1	2	
	1	1	4W-4485	1	TUB	AS	
	2	1	6M-2985	1	CAP AS	FILTR	
	3	1	2P-2717	1	HASP	OIL FILLER	
	4	1	4M-6045	1	LUG		
	5	1	8D-9558	1	RIVET		
	6	1	2A-3211	1	WASHER	(0.001 IN THICK)	
	7	3	05-1571	3	BOLT	(3/8-16X1.75 IN)	
	8	3	5M-2894	3	WASHER	(2.5MM THK)	
	9	1	1D-4717	1	NUT	(3/8-16 THD)	
	10	1	2P-2720	1	GASKET		
	11	1	4W-4187	1	BRACKET		
	12	1	3B-1915	1	BOLT	(3/8-16X1.375 IN)	
	13	1	8M-6744	1	CLAMP		



GRAPHIC #1

00X12411012

LUBRICATION SYSTEM

7C-9335 GAUGE GP-OIL LEVEL (DIPSTICK)

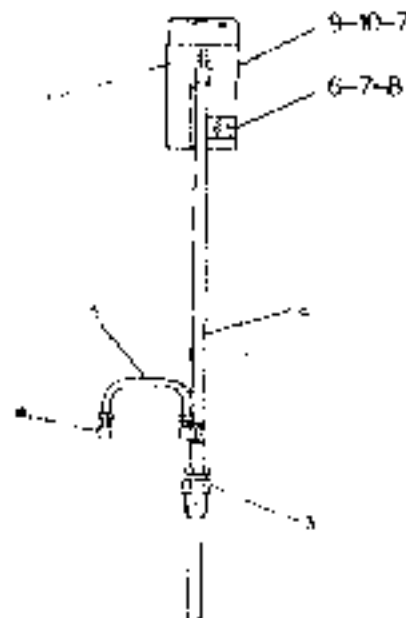
PIN 4MM1-UP; 5LN1-UP; 6JN1-UP; 7KN1-UP;
8LN1-UP; 9PN1-UP. S/N 6NC1-UP; 08Z93150-99999
PART OF 10B-107B, 80-1762, 8Q-1763 ENGINE AR

SMCS-1326

100574694

NOTE	REF NO	GRAPHIC REF	PART NUMBER	QTY	PART NAME	SEE PAGE
	1	1	4W-4189	1	GAUGE AS-BLD LEVEL (DIPSTICK)	
	2	1	4W-4188	1	TUBE AS GLIDN	
	3	1	85-1326	1	CONNECTOR AS	
		1	5P-4443	1	SLEEVE AIR BRAKE	
		1	5P-4448	1	NUT AIR BRAKE	
	4	1	5K-9243	2	ELBOW FLARED	
	5	1	2P-2697	1	TUBE AS AIR VENT	
C	6	1	05-1588	1	NUT (2.5 16X1.25IN)	
C	7	1	5M-2894	3	WASHER (2.5MM THK)	
C	8	1	1D-4717	1	NUT (3/8 16 TUD)	
	9	1	7E-2864	1	GUARD AS-OIL LEVEL	
	10	1	36-1915	1	BOLT (3/8-16X1.375IN)	

C CHANGE FROM PREVIOUS TYPE



GRAPHIC #1

310208093

LUBRICATION SYSTEM

2P-6105 LINES GP-ENGINE OIL

PIN 2YN1-UP; 3ZN1-UP; 4MN1-UP; 5LN1-UP; 6JN1-UP;
 7KN1-UP; 8LN1-UP; 9PN1-UP. S/N 6NC1-UP; 08293150-99999
 PART OF 108-1078, 80-1761, 80-1762, 80-1763 ENGINE AR

SNCS-1307

100816926

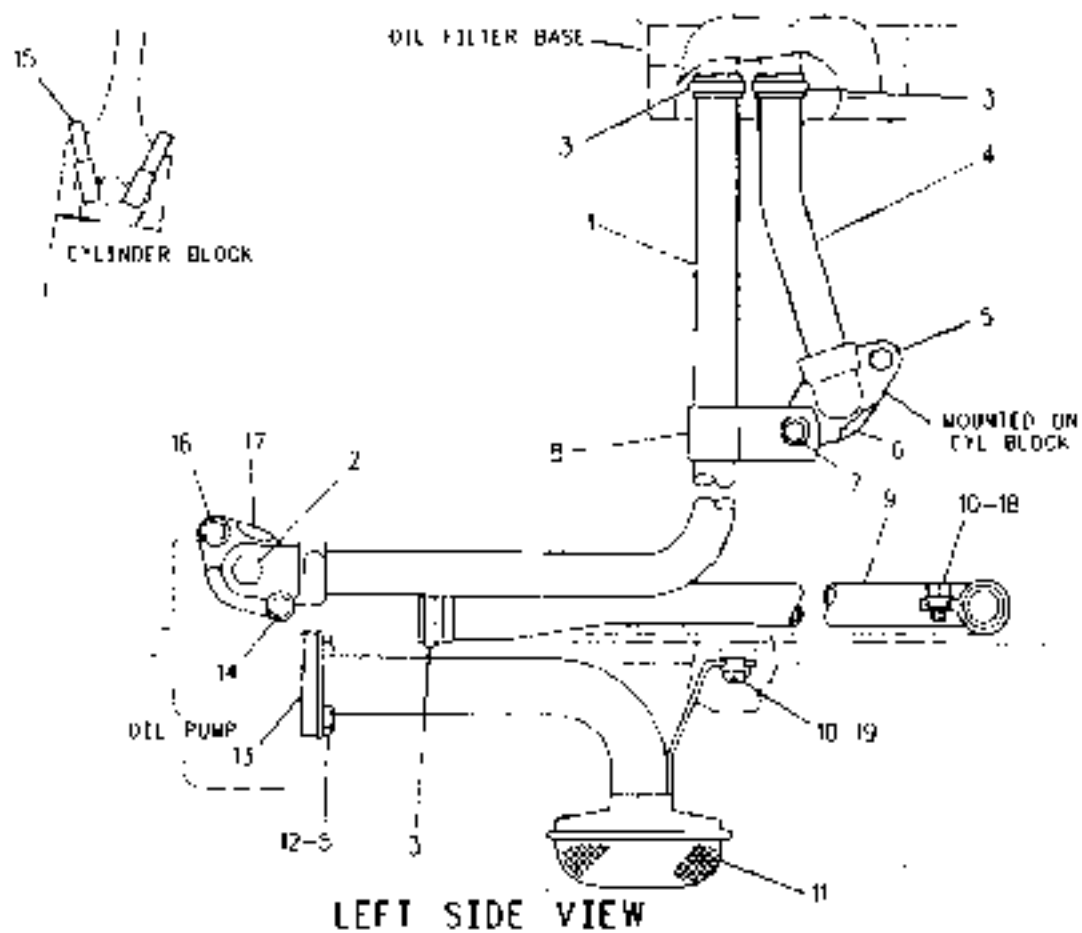
NOTE	REF NO	GRAPHIC REF	PART NUMBER	QTY	PART NAME	SEE PAGE
	1	.	8N-7318	1	TUBE AS INLET	
	2	.	5M-6213	1	PLUG	
	3	.	114-2687	3	GLAND RING (23.15MM ID)	
	4	.	8N-7319	1	TUBE AS OUTLET	
	5	.	05-1594	3	BOLT (3/8" X1IN)	
	6	.	7F-7590	1	GASKET	
	7	.	05-1571	1	BOLT (3/8" X1.75IN)	
		.	1L-5081	1	SPACER (9.16IN THK)	
		.	5M-2894	1	WASHER (2.5MM THK)	
	8	.	4L-3641	1	CLIP	
	9	.	2P-1739	1	TUBE AS PUMP	
	10	.	0T-0102	2	BOLT (3/8" X0.625IN)	
2	11	.	7W-9020	1	BELT AS PUMP SUCTION	
	12	.	0S-8874	1	LOCK NUT	
	13	.	0N-0904	1	GASKET	
	14	.	0L-2070	1	BOLT (3/8" X2.25IN)	
	15	.	2S-1541	6	ORIFICE JET	
	16	.	1A-2029	1	BOLT (3/8" X1.125IN)	
	17	.	2M-5407	1	GASKET	
	18	.	0L-0364	1	LOCK	
	19	.	5H-3204	1	LOCK (T SHAPE)	

C. CHANGE FROM PREVIOUS TYPE

LUBRICATION SYSTEM

2P-8105 LINES GP-ENGINE OIL (contd.)

i00816926



GRAPHIC #1

g00J9011L

LUBRICATION SYSTEM

7C-8666 LINES GP-TURBOCHARGER OIL

PIN 2YN1-UP; 3ZK1-UP; 4MH1-UP; 5LN1-UP; 6JN1-UP; 7KN1-UP; 8LN1-UP; 9PN1-UP
PART OF 8Q-1761, 8Q-1762, 8Q-1763 ENGINE AIR

SNCS-1052, 1307

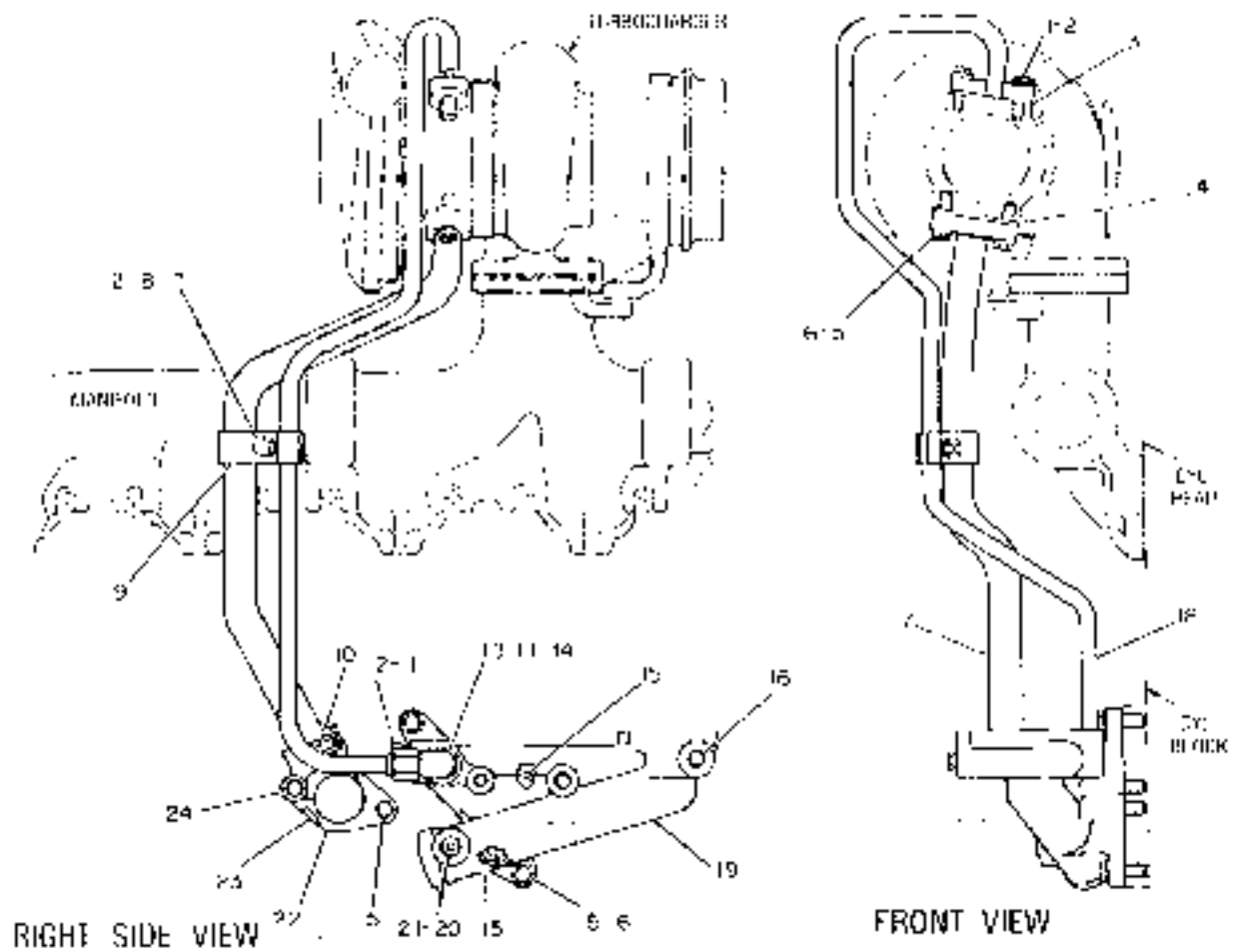
i00588814

NOTE	REF NO	GRAPHIC REF	PART NUMBER	QTY	PART NAME	SEC PAGE
	1	1	0S-1618	2	BOLT (5/16X1.8X1IN)	
	2	1	9W-1974	4	WASHER HARD (2MM THK)	
	3	1	1W-3854	1	GASKET OIL SUPPLY	
	4	1	1W-5527	1	GASKET OIL DRAIN	
	5	1	1A-2029	5	BOLT (3/8-16X1.125IN)	
	6	1	5W-2894	4	WASHER (2.5MM THK)	
	7	1	0S-1617	1	BOLT (5/16-18X.75IN)	
	8	1	5S-0003	1	NUT FULL (5/16-18 FID)	
	9	1	6N-6033	2	CLIP	
	10	1	9M-4849	1	SEAL O RING (23.16 ID)	
	11	1	3K-0360	2	SEAL O RING (16.06MM ID)	
	12	1	9S-4185	1	PLUG O RING (3/4-16 TUD)	
	13	1	030-7948	1	FLANG	
	14	1	8M-5253	1	SEAL (19.72MM ID)	
	15	1	8M-5248	2	SEAL O RING (25.17 ID)	
	16	1	5M-6213	1	PLUG	
	17	1	7C-8641	1	TUBE AS (OIL DRAIN)	
	18	1	7C-8642	1	TUBE AS (OIL SUPPLY)	
	19	1	4W-1512	1	SUPPORT AS-PUMP	
		1	5H-4279	1	PLUG-CUP	
	20	1	9S-5002	1	PLUG O RING (7.16 25 FID)	
	21	1	3J-7354	1	SEAL O RING (8.02MM ID)	
	22	1	8N-1149	1	FLANG	
	23	1	4M-6480	1	GASKET	
	24	1	0L-2070	1	BOLT (3/8-16X2.25IN)	

LUBRICATION SYSTEM

7C-8666 LINES GP-TURBOCHARGER OIL (contd.)

100588814



GRAPHIC #1

000100550

LUBRICATION SYSTEM

9Y-5727 LINES GP-TURBOCHARGER OIL

S/N GNC1-UP; 08Z93150-99999

PART OF 108-1078 ENGINE AR

SMCS-1052, 1307

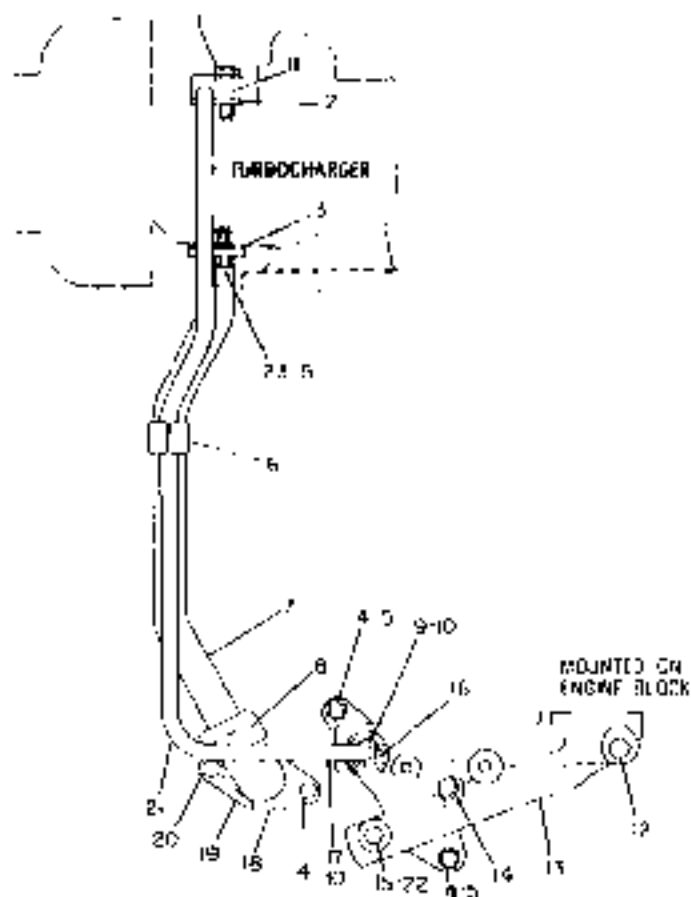
1005/6118

NOTE	REF NO	GRAPHIC REF	PART NUMBER	QTY	PART NAME	SEE PAGE
	1	1	1B-2790	1	BOLT (5/16-18X1.375IN)	
	2	1	8H-9788	1	GASKET	
	3	1	9Y-3595	1	GASKET	
	4	1	1A-2029	3	BOLT (3/8-16X1.125IN)	
	5	1	5M-2094	4	WASHER (2.5MM THK)	
	6	1	6H-6033	2	CLIP	
		1	0S-1617	1	BOLT (5/16-18X.75IN)	
		1	1D-4716	1	NUT FULL (5/16-18 THD)	
		1	9M-1974	2	WASHER HARD (2MM THK)	
	7	1	9Y-5725	1	TUBE AS DRAIN	
	8	1	9M-4849	1	SEAL O-RING (20.16 ID)	
	9	1	8M-0505	1	CONNECTOR	
	10	1	3K-0360	2	SEAL O-RING (16.36MM ID)	
	11	1	4B-3386	1	BOLT (5/16-18X1.125IN)	
	12	1	5M-6213	1	PLUG	
	13	1	4W-1512	1	SUPPORT AS-PUMP	
		1	5H-4279	1	PLUS-CUP	
	14	1	8N-5248	2	SEAL O-RING (28.17 ID)	
	15	1	9S-8002	1	PLUG-O-RING (7.16-20 THD)	
	16	1	8M-5253	1	SEAL (18.72MM ID)	
	17	1	9S-4185	1	PLUG-O-RING (3.14-16 THD)	
	18	1	8M-1149	1	TUBING	
	19	1	4M-6480	1	GASKET	
	20	1	0L-2070	1	BOLT (3/8-16X2.25IN)	
	21	1	9Y-5726	1	TUBE AS SUPPLY	
	22	1	3J-7354	1	SEAL O-RING (8.92MM ID)	
	23	1	0S-1594	2	BOLT (3/8-16X1IN)	

LUBRICATION SYSTEM

9Y-5727 LINES GP-TURBOCHARGER OIL (contd.)

1005/6118



GRAPHIC #1

900198557

LUBRICATION SYSTEM

130-8952 OIL CHANGE GP-HIGH SPEED-CUSTOM

PIN 2YN1-UP; 3ZN1-UP; 4MN1-UP; 5LN1-UP; 6JN1-UP; 7KN1-UP; 8LN1-UP; 9PN1-UP
HIGH SPEED FOR ENGINE AND POWERTRAIN OIL

SMCS-1325

101009515

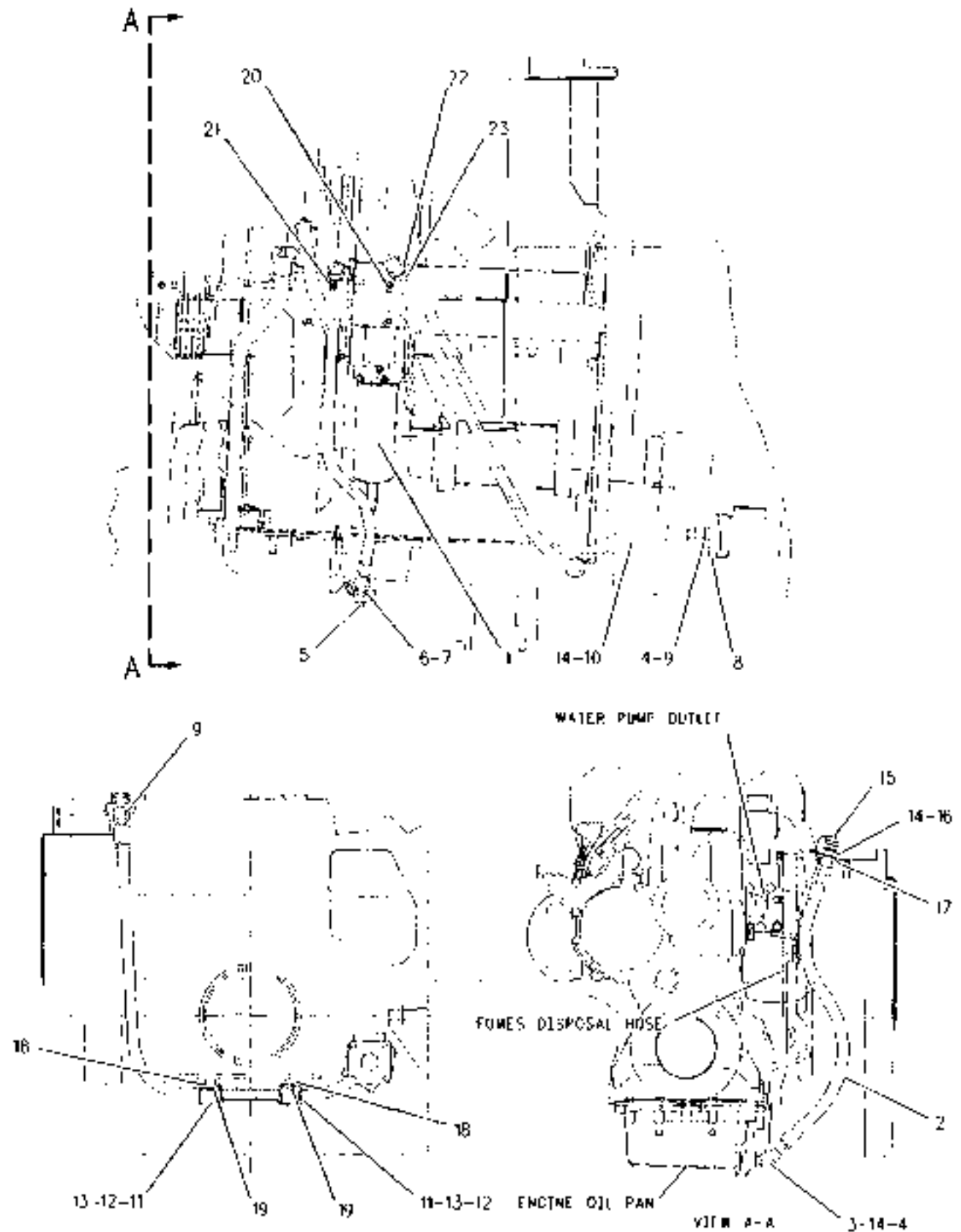
NOTE	REF NO	GRAPHIC REF	PART NUMBER	QTY	PART NAME	SEE PAGE
	1	1	130-8951	1	GUARD AS	
		1	1F-0750	2	NUT-WELD (3/8-16 FHD)	
		1	7G-4928	2	SPACER	
I	2	1	8W-0237	1	HOSE AS	
	3	1	6V-9004	1	FLANG 45 IP (811) (1 1/16 12 HIG)	
	4	1	3D-2824	2	SEAL O RING (23.47MM ID)	
	5	1	3M-7045	1	PLUG	
	6	1	8W-0327	1	ADAPTER	
	7	1	8N-6054	1	GASKET ADAPTER	
	8	1	108-8089	1	COVER-TOP	
	9	1	6V-8637	2	CONNECTOR-SEAL	
Y1	10	1	112-1529	1	HOSE AS	362
	11	1	5P-7466	2	CLIP (SLOT)	
	12	1	5P-7467	2	CLIP (TAB)	
	13	1	5P-8112	2	GROMMET	
	14	1	6V-9746	4	SEAL O RING (19.91MM ID)	
	15	1	8W-3214	1	CAP AS	
	16	1	8T-5373	1	COUPLER MALE	
	17	1	2P-1293	1	LOCKNUT BULKHEAD (1 3/16 12 HIG)	
	18	1	5H-3124	2	SPACER (15.8MM THK)	
	19	1	8T-9377	2	ROU (3/8 INX2.25IN)	
	20	1	10-5764	1	FITM INSTRUCTION	
	21	1	10-5767	1	FITM INSTRUCTION	
	22	1	110-8319	1	RECEIVER AS	
		1	110-8318	1	CAP	
	23	1	2P-1286	1	LOCKNUT BULKHEAD	

I - SEE HOSE FABRICATION GUIDE
Y - SEPARATE ILLUSTRATION

LUBRICATION SYSTEM

130-8952 OIL CHANGE GP-HIGH SPEED (contd.)

101009515



GRAPHIC #1

030254116.1

LUBRICATION SYSTEM

131-0692 OIL CHANGE GP-HIGH SPEED-CUSTOM

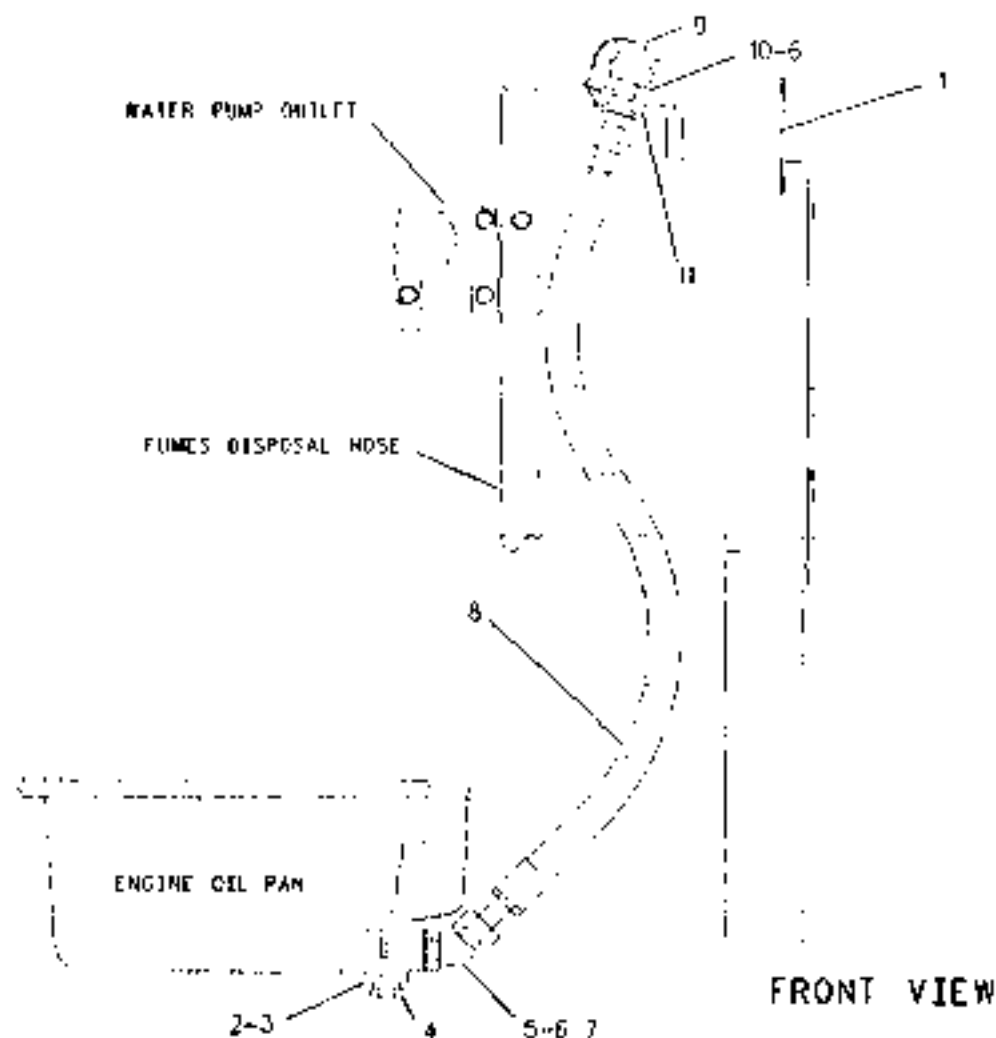
PIN 2YN1-UP; 3ZN1-UP; 4MN1-UP; 5LN1-UP; 6JN1-UP; 7KN1-UP; 8LN1-UP; 9PH1-UP
WITH OR WITHOUT ENGINE ENCLOSURE

SMCS-1325

i01D09520

NOTE	REF NO	GRAPHIC REF	PART NUMBER	QTY	PART NAME	CONTACT LEVEL	SEE PAGE
	1	1	130-8951	1	GUARD AS		
		1	1F-0750	2	NU ^T WELD (3/8 16 THD)		
		1	7G-4928	2	SPACER		
	2	1	8W-0327	1	ADAPTER		
	3	1	8N-6854	1	GASKET-ADAPTER		
	4	1	3N-7045	1	PLUG		
	5	1	6V-9004	1	ELBOW 45 DEGREE (1 1/16 12 THD)		
	6	1	6V-9746	2	SEA. O-RING (18.94MM ID)		
	7	1	3D-2824	1	SEAL O-RING (20.47MM ID)		
	8	1	8W-0737	1	HOSE AS		
	9	1	8W-3214	1	CAP AS		
	10	1	8T-5373	1	COMPLET. W/AL		
	11	1	2P-1293	1	LOCKW/ BUSHING (1 3/16 12 THD)		

1 SEE HOSE FABRICATION G1101



GRAPHIC #1

20020230

LUBRICATION SYSTEM

128-3157 PRELUBE CHG AR-CUSTOM

PIN 2YN1-UP; 3ZN1-UP; 4MN1-UP; 5LN1-UP; 6JN1-UP; 7KN1-UP; 8LN1-UP; 9PN1-UP

SMCS-1316

101009267

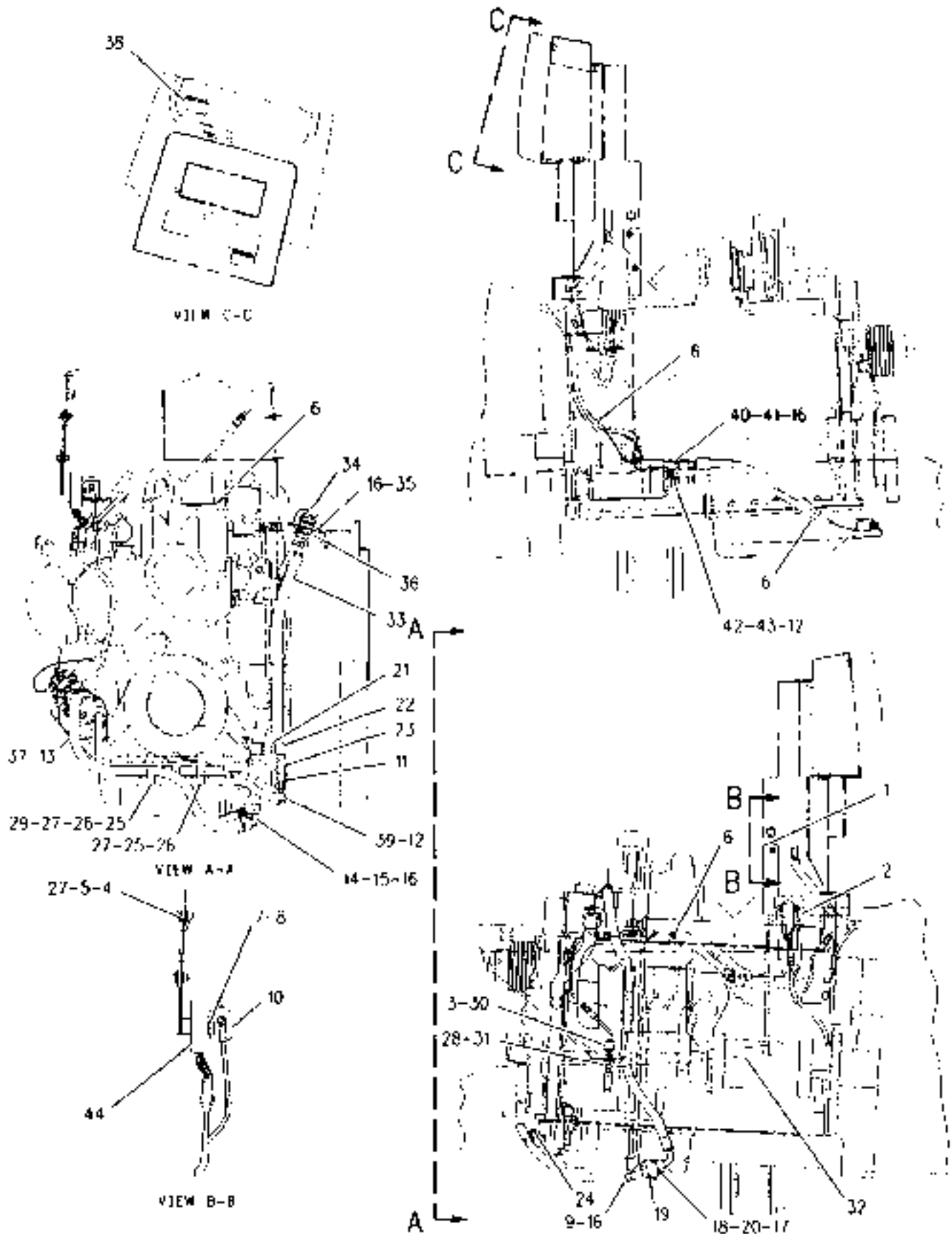
NOTE	REF NO	GRAPHIC REF	PART NUMBER	QTY	PART NAME	SEE PAGE
	1	1	147-1460	1	PLATE AS	
	2	1	128-3153	1	HARNASS AS	
	3	1	105-9152	1	SWITCH AS PRESSURE	
		1	102-8802	1	KIT RECEPTACLE (2 PIN)	
		1	36-3365	1	WLDGL	
		1	8T-8729	2	PIN CONNECTOR	
	4	1	6V-8801	2	NUT (3/8 16 THD)	
	5	1	5P-1075	4	WASHER HARD (3MM THK)	
	6	1	7K-1181	9	STRAP CABLE (4.00IN DIA)	
	7	1	8T-4205	2	WASHER HARD (2MM THK)	
	8	1	8T-9387	2	BOLT (1/4 20X2IN)	
Y	9	1	128-3160	1	HOSE AS	353
	10	1	140-3107	1	SWITCH AS	
	11	1	8C-6872	1	CONNECTOR	
	12	1	6V-8398	2	SEAL O-RING (2.47MM ID)	
	13	1	4H-7869	1	GASKET	
	14	1	6V-8777	1	TEE	
	15	1	30-2824	1	SEAL O-RING (31.47MM ID)	
	16	1	6V-9746	4	SEAL O-RING (8.94MM ID)	
	17	1	8W-0327	1	ADAPTER	
	18	1	3B-1915	2	BOLT (3/8 16X 3.75IN)	
	19	1	3M-7045	1	PLUG	
	20	1	8H-6854	1	GASKET ADAPTER	
	21	1	4L-7412	1	ADAPTER	
	22	1	037-4685	1	F.ROW	
	23	1	10-3248	1	VALVE CHECK	
	24	1	147-1458	2	PLATE AS	
					(EACH INCLUDES)	
			1F-0750	1	NUT WELD (3/8 16 THD)	
	25	1	6D-4244	2	CLIP (22.23MM TH)	
	26	1	8T-4896	2	GASKET HARD (2.5MM THK)	
	27	1	4L-6454	4	ROIT (3/8-16X 0.1N)	
	28	1	5P-8998	1	RIPPLE	
	29	1	3P-2404	1	CLIP (28.58MM ID)	
	30	1	4H-5317	1	BUSPING-TERMINAL	
	31	1	7B-0192	1	CONNECTOR	
	32	1	130-8951	1	GUARD AS	
			1F-0750	2	NUT WELD (3/8 16 THD)	
			7G-4928	2	SPACER	
	33	1	107-7866	1	HOSE AS	
	34	1	6W-3214	1	CAP AS	
	35	1	8T-5373	1	COUPLER-MALE	
	36	1	2P-1293	1	LOCKNUT BELKHEAD (1 3/16 12 THD)	
YR	37	1	128-3172	1	MOTOR GP-ELECTRIC	189
	38	1	125-0473	1	FILM ADHESIVE	
Y	39	1	128-3161	1	HOSE AS	364
	40	1	6V-8640	1	CONNECTOR-SEAL	
	41	1	2N-9780	1	SEAL O-RING (19.18MM ID)	
	42	1	6V-8639	1	CONNECTOR-SEAL	
	43	1	3K-0350	1	SEAL O-RING (16.36MM ID)	
	44	1	140-3106	1	TIMER	

R REMFG PART MAY BE AVAILABLE
Y SEPARATE ILLUSTRATION

LUBRICATION SYSTEM

128-3157 PRELUBE CHG AR (contd.)

101009267



GRAPHIC #1

000206422

LUBRICATION SYSTEM

128-3156 PRELUBE AR-ENGINE-CUSTOM

PIN 2YN1-UP; 3ZN1-UP; 4MN1-UP; 5LN1-UP; 6JN1-UP; 7KN1-UP; 8LN1-UP; 9PN1-UP
WITH OR WITHOUT HIGH SPEED OIL CHANGE

SMCS-1319

101002839

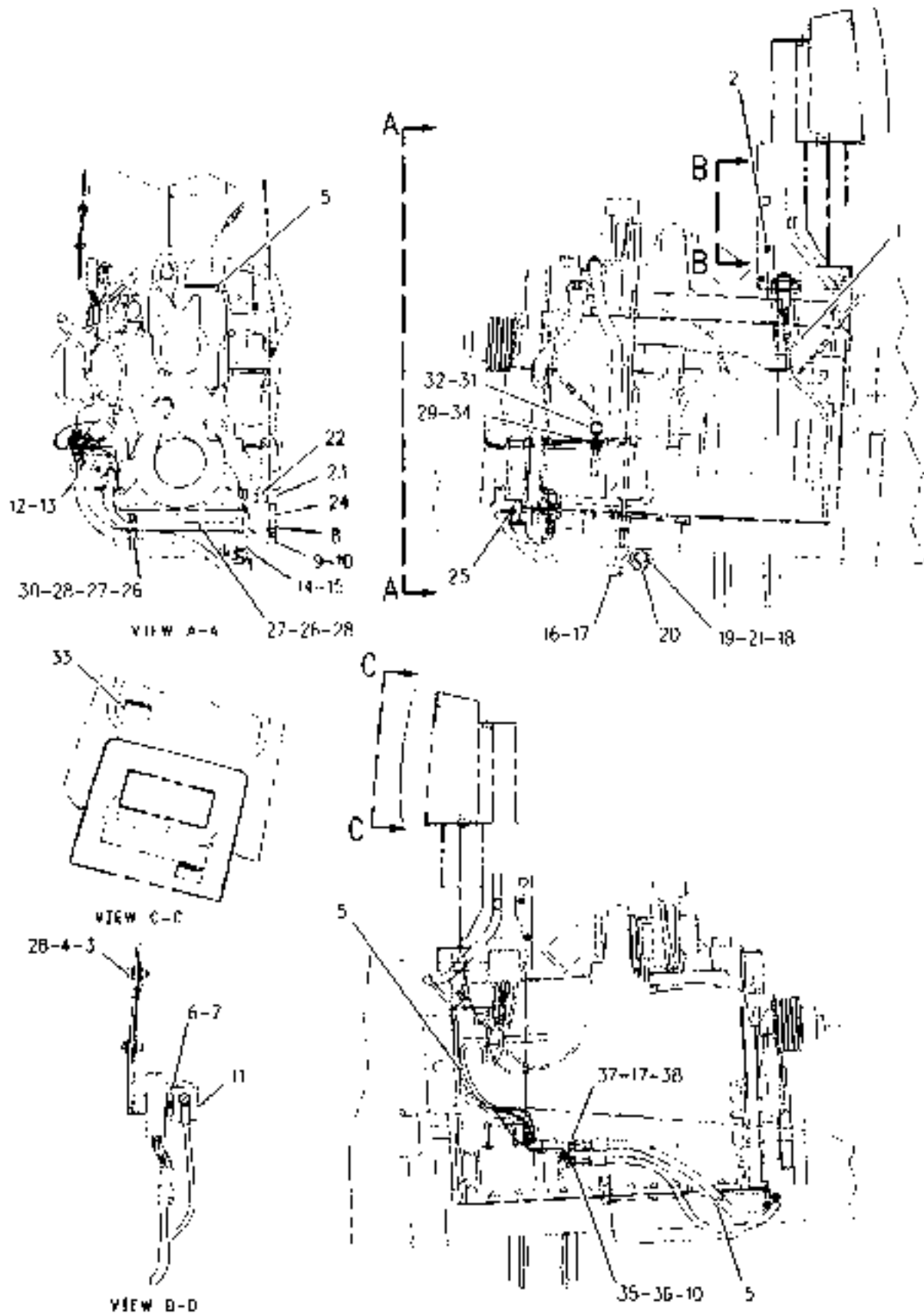
NOTE	REF NO	GRAPHIC REF	PART NUMBER	QTY	PART NAME	SEE PAGE
	1		128-3153	1	HARNESSES AS	
	2		147-1460	1	PLATE AS	
	3		6V-8801	2	NUT 1/3" B 16 THD	
	4		5P-1075	1	WASHER HARD (3MM THK)	
	5		7K-1181	9	STRAP CABLE (4.00IN DIA)	
	6		8T-4205	2	WASHER HARD (2MM THK)	
	7		8T-9367	2	BOLT (1/4 20X2IN)	
	8		9C-6872	1	CONNECTOR	
Y	9		128-3161	1	HOSE AS	364
	10		6V-8398	2	SEAL O-RING (12.47MM ID)	
	11		140-3107	1	SWITCH AS	
	12		140-3108	1	LINE*	
YR	13		128-3172	1	MOTOR GP ELECTRIC	183
	14		4H-7869	1	GASKET	
	15		6V-9007	1	ELBOW 90 DEGEE (1.1/16 12 THD)	
	16		3D-2824	1	SEAL O-RING (23.47MM ID)	
Y	17		128-3160	1	HOSE AS	363
	18		6V-9746	2	SEAL O-RING (18.94MM ID)	
	19		8W-0327	1	ADAPTER	
	20		3B-1915	2	BOLT (3/8 16X1.375IN)	
	21		3M-7045	1	PLUG	
	22		8N-6854	1	GASKET ADAPTER	
	23		4L-7412	1	ADAPTER	
	24		037-4685	1	ELBOW	
	25		10-3249	1	VALVE-CHECK	
	26		161-1178	2	PLATE AS (EACH INCLUDES) NUT-W/D (3/8 16 THD)	
	27		1F-0750	1	NUT-W/D (3/8 16 THD)	
	28		8D-4244	2	CLIP (22.22MM ID)	
	29		8T-4896	2	WASHER HARD (2.5MM THK)	
	30		4L-6454	4	BOLT (3/8 16X1.01IN)	
	31		5P-8998	1	NIPPLE	
	32		3P-2404	1	CLIP (28.59MM ID)	
	33		4M-5317	1	BUSHING-TERMINAL	
	34		105-9152	1	SWITCH AS PRESSURE	
	35		102-8802	1	KIT RECEPTACLE (2 PIN)	
	36		3E-3385	1	WEDGE	
	37		8T-8729	2	PIN-CONNECTOR	
	38		125-0473	1	RTV ADHESIVE	
	39		7B-0192	1	CONNECTOR	
	40		6V-8839	1	CONNECTOR-SEAL	
	41		3K-0360	1	SEAL O-RING (16.36MM ID)	
	42		6V-8840	1	CONNECTOR SEAL	
	43		2M-9780	1	SEAL O-RING (19.18MM ID)	

* REMFG PART MAY BE AVAILABLE
Y-REPAIR ILLUSTRATION

LUBRICATION SYSTEM

128-3156 PRELUDE AR-ENGINE (contd.)

i01002839



GRAPHIC #1

q06515019

LUBRICATION SYSTEM

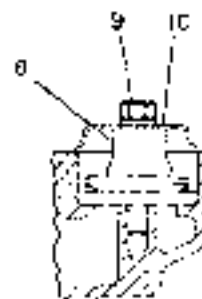
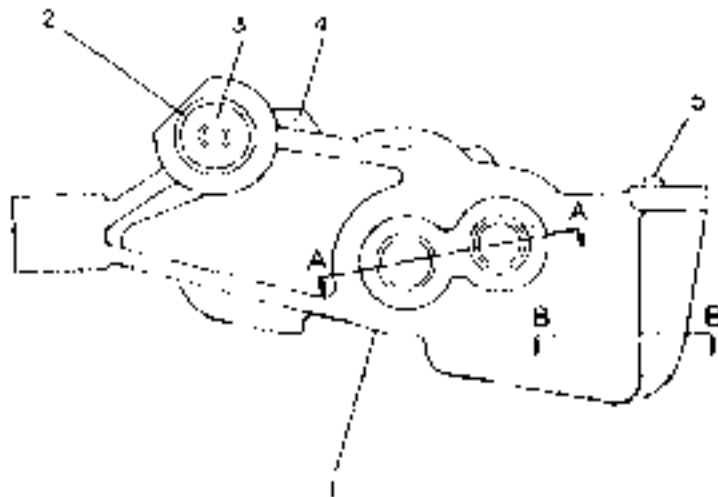
6I-1346 PUMP GP-ENGINE OIL

PIN 2YN1-UP; 3ZN1-UP; 4MN1-UP; 5LN1-UP; 6JH1-UP;
 7KN1-UP; 8LN1-UP; 9PN1-UP. S/N 6NC1-UP; 0BZ93150-99999
 TWO SECTION GEAR
 PART OF 106-B958 PUMP GP-ENGINE OIL

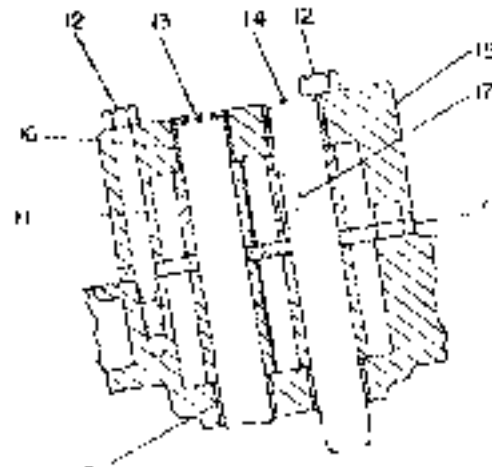
SMCS-1304, 1315

100126338

NOTE	REF NO	GRAPHIC REF	PART NUMBER	QTY	PART NAME	SEE PAGE
	1	1	4W-2322	1	BODY AS-OIL PUMP	
	2	1	2P-1170	1	SHAFT AS GEAR	
	3	1	4B-8782	1	BALL	
	4	1	4B-9880	1	BALL	
	5	1	1F-1006	1	INWEL	
	6	1	8S-6511	2	BEARING-SLEEVE (.8775IN ID)	
	7	1	2P-1781	1	SPACER-OTI PUMP	
	8	1	4P-3546	1	VALVE AS RELIEF	
	9	1	2B-2694	1	BOLT (5/16 X 2 1/2 IN)	
	10	1	9N-1974	1	WASHER-HARD (2MM THK)	
	11	1	4N-3732	1	COVER-VALVE	
	12	1	6N-1036	2	GEAR OIL PUMP 18 TEETH	
	13	1	0T-0065	3	BOLT (3/8 X 1 1/2 X .5 IN)	
	14	1	8S-0493	1	SHAFT AS-PUMP	
	15	1	6I-1345	1	SHAFT AS OIL PUMP	
	16	1	4W-2321	1	BODY AS PUMP	
	17	1	8S-6511	2	BEARING-SLEEVE (.8775IN ID)	
			1B-8709	1	KLY-GEODRUM	



SECTION 8B



SECTION 12

GRAPHIC #1

40010E222

LUBRICATION SYSTEM

106-8957 PUMP GP-ENGINE OIL

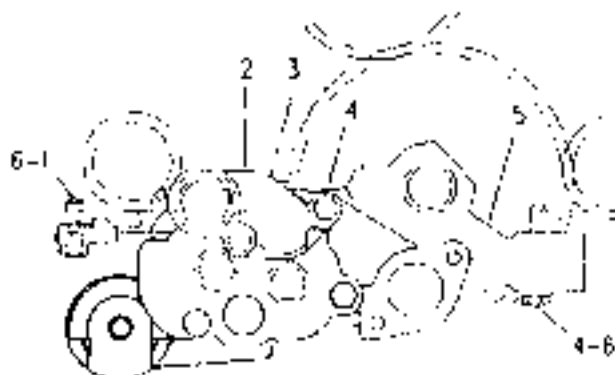
PIN 2YN1-UP; 3ZN1-UP; 4MN1-UP; 5LN1-UP; 6JN1-UP;
7KN1-UP; 8LN1-UP; 9PN1-UP. S/N 6NC1-UP; 08Z93150-99999
PART OF 106-1078, 8Q-1761, 8Q-1762, 8Q-1763 ENGINE AR

SMCS-1304, 1315

i00937966

NOTE	REF NO	GRAPHIC REF	PART NUMBER	QTY	PART NAME	SEE PAGE
	1	1	3B-1915	2	BOLT (3/8 16X1.375IN)	
	2	1	05-1619	1	WRT (3/8X3.0IN)	
	3	1	4N-5353	1	ELBOW-LINE	
		1	2P-8746	1	GASKET	
	4	1	05-1590	3	BOLT (3/8 16X2IN)	
Y	5	1	106-8957	1	PUMP GP-ENGINE OIL	66
	6	1	5M-2094	4	WASHER (3.50X1.75X.125)	

Y SEPARATE ILLUSTRATION



GRAPHIC #1

p00168559

LUBRICATION SYSTEM

106-8958 PUMP GP-ENGINE OIL

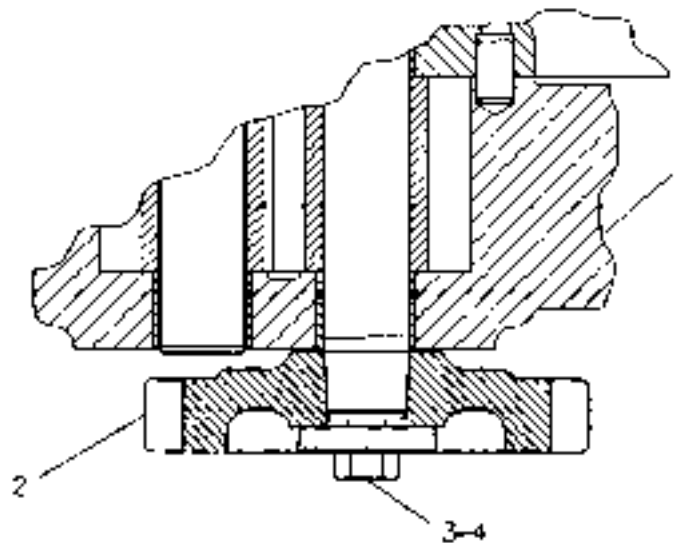
PIN 2YN1-UP; 3ZN1-UP; 4NN1-UP; 5LN1-UP; 6JH1-UP;
7KN1-UP; 8LN1-UP; 9PN1-UP, S/N 6NC1-UP; 08293150-99999
PART OF 106-8957 PUMP GP-ENGINE OIL

SMCS-1304. 1315

100124281

NOTE	REF NO	GRAPHIC REF	PART NUMBER	QTY	PART NAME	SEE PAGE
YR	1	1	6I-1346	1	PUMP GP-ENGINE OIL	64
	2	1	4P-7830	1	GEAR OIL DRIVE (33 T6614)	
	3	1	05-1590	1	BOLT (3/8 16X21V)	
	4	1	1P-7346	1	WASHER	

H HEX-6 PART MAY BE AVAILABLE
Y-S-PARTS ILLUSTRATION



GRAPHIC #1

gn0108424

COOLING SYSTEM

149-8916 COOLING AIR-HYDRAULIC OIL-CUSTOM

PIN 2YH1-UP; 4MH1-UP

SMCS-1374

101007470

NOTE	PART NUMBER	QTY	PART NAME	SEE PAGE
Y	152-4650	1	LINES GP-HYDRAULIC OIL COOLER	78
Y	152-4670	1	PUMP GP-HYDRAULIC	89
Y	108-0094	1	RADIATOR GP	92

*SEPARATE ILLUSTRATION

COOLING SYSTEM

149-8917 COOLING AIR-POWERTRAIN OIL-CUSTOM

PIN 2YN1-UP; 4MN1-UP

SMCS-1374

101007540

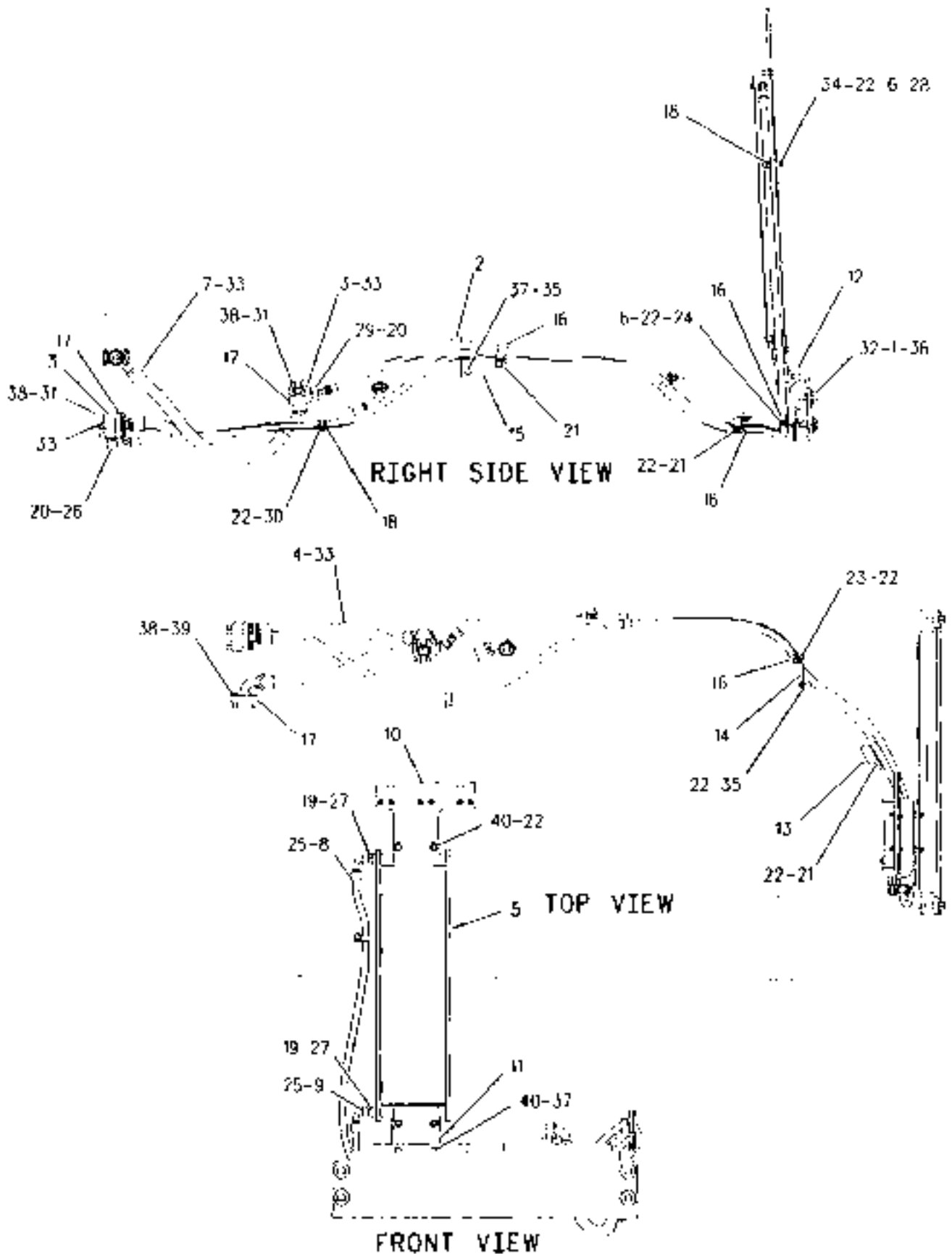
NOTE	REF NO	GRAPHIC REF	PART NUMBER	QTY	PART NAME	SEE PAGE
	1	1	3V-9244	4	WASHER	
	2	1	6V-3954	1	SUPPORT AS	
	3	1	7V-8532	2	SPACER	
J	4	1	112-1646	1	HOSE AS	
	5	1	118-6633	1	CORP AS HYDRAULIC OIL CONNEP	
	6	1	120-1433	2	SPACER	
Y	7	1	150-7197	1	HOSE AS	366
Y	8	1	150-7198	1	HOSE AS	367
Y	9	1	150-7199	1	HOSE AS	368
	10	1	152-6440	1	PLATE AS	
	11	1	1F-0750	8	NUT WELD (3/8 16 THD)	
	11	1	152-6441	1	PLATE AS	
	11	1	1F-0750	4	NUT WELD (3/8 16 THD)	
	12	1	152-6442	1	GUARD AS	
	11	1	1F-0750	4	NUT WELD (3/8 16 THD)	
	13	1	8W-4406	1	BLOCK	
	13	1	152-6443	1	PLATE AS	
	11	1	3Y-7829	1	BOSS (3/8 16 THD)	
	14	1	152-6444	1	PLATE AS	
	11	1	1F-0750	1	NUT WELD (3/8 16 THD)	
	15	1	152-6445	1	PLATE AS	
	11	1	3W-2784	1	BOSS	
	16	1	100-4336	4	CLIP (20.62MM ID)	
	17	1	1P-4578	6	FLANGE HALF	
	18	1	1S-0994	2	CLIP (20.64MM ID)	
	19	1	2M-9780	2	SEAL O RING (19.18MM ID)	
	20	1	3K-0360	2	SEAL O RING (16.36MM ID)	
	21	1	4L-6454	3	BOLT (3/8 16X1.0IN)	
	22	1	5P-1075	13	WASHER HARD (.3MM THK)	
	23	1	5S-7379	1	BOLT (3/8 16X1.625IN)	
	24	1	5S-7383	1	BOLT (3/8 16X1.75IN)	
	25	1	6V-8398	4	SEAL O RING (12.47MM ID)	
	26	1	6V-8625	1	ELBOW 90 DEGREE (3/4-16 THD)	
	27	1	6V-8638	2	CONNECTOR SEAL	
	28	1	6V-8801	1	NUT (3/8 16 THD)	
	29	1	6V-9002	1	ELBOW-45 DEGREE (3/4-16 THD)	
	30	1	7X-0288	1	BOLT (3/8 16X1.625IN)	
	31	1	7X-0313	6	BOLT (7/16-14X2.75IN)	
	32	1	7X-0345	4	BOLT (5/8-11X1.75IN)	
	33	1	8M-4988	8	SEAL O RING (3/ 60MM ID)	
	34	1	8T-2501	1	BOLT (3/8-16X2.0IN)	
	35	1	8T-2502	3	BOLT (3/8-16X1.13IN)	
	36	1	8T-4122	10	WASHER (3.5MM THK)	
	37	1	8T-4895	4	WASHER HARD (2.5MM THK)	
	38	1	8T-5360	12	WASHER (2.5MM THK)	
	39	1	8T-8916	4	BOLT (7/16-14X1.5IN)	
	40	1	8E-7237	6	BOLT (3/8-16X1.25IN)	

J-SEE HOSE FABRICATION GUIDE
Y-SEPARATE ILLUSTRATION

COOLING SYSTEM

149-8917 COOLING AR (contd.)

101007540



GRAPHIC #1

GU05187HR

COOLING SYSTEM

2W-2271 COOLER GP-FLTR BASE & ENG OIL

PIN 4MN1-UP; 5LN1-UP; 6JN1-UP; 7KN1-UP; 8LN1-UP; 9PN1-UP. S/N 08293150-99999

PART OF 2W-2272 COOLER GP-FLTR BASE & ENG OIL

SNCS-1306, 1314, 1378

100575951

NOTE	REF NO	GRAPHIC REF	PART NUMBER	QTY	PART NAME	SEE PAGE
	1	1	2W-5240	1	ROTT PUMP FILTER	
B	2	1	7H-0165	1	CORE AS OIL COOLER	
	3	1	100-5985	1	POMMELT OIL COOLER	
V	4	1	8W-4757	1	BASE GP-OIL FILTER	45
	5	1	1A-2029	3	BOLT (3/8-16X1.25IN)	
	6	1	1T-0765	1	BOLT (3/8-16X1.00IN)	
	7	1	0L-2070	1	BOLT (3/8-16X2.25IN)	
	8	1	5S-6051	2	GASKET	
	9	1	9M-1974	4	WASHER HARD (2MM THK)	
	10	1	1B-4540	1	BOLT (5/16-18X2.75IN)	
	11	1	1B-9575	3	BOLT (5/16-18X1.75IN)	
	12	1	5P-8118	2	SEAL O-RING (PK 5/MM ID)	
	13	1	8T-6761	1	PLUG PIPE (1 1/2 1/2 NPTF THD)	
	14	1	7X-7731	1	PLUG PIPE (3/4 1/4 NPTF THD)	
	15	1	8T-6767	1	PLUG PIPE (3/8 1/8 NPTF THD)	
	16	1	0S-1588	3	BOLT (3/8-16X1.25IN)	
	17	1	5M-2894	5	WASHER (2 5MM THK)	
B	18	1	2A-3541	1	GASKET	
H	19	1	5B-0041	1	COVER	
B	20	1	5M-2894	2	WASHER (2 5MM THK)	
B	21	1	0L-1351	2	BOLT (3/8-16X.875LN)	

B USE AS REQUIRED

C CHANGE FROM PREVIOUS TYPE

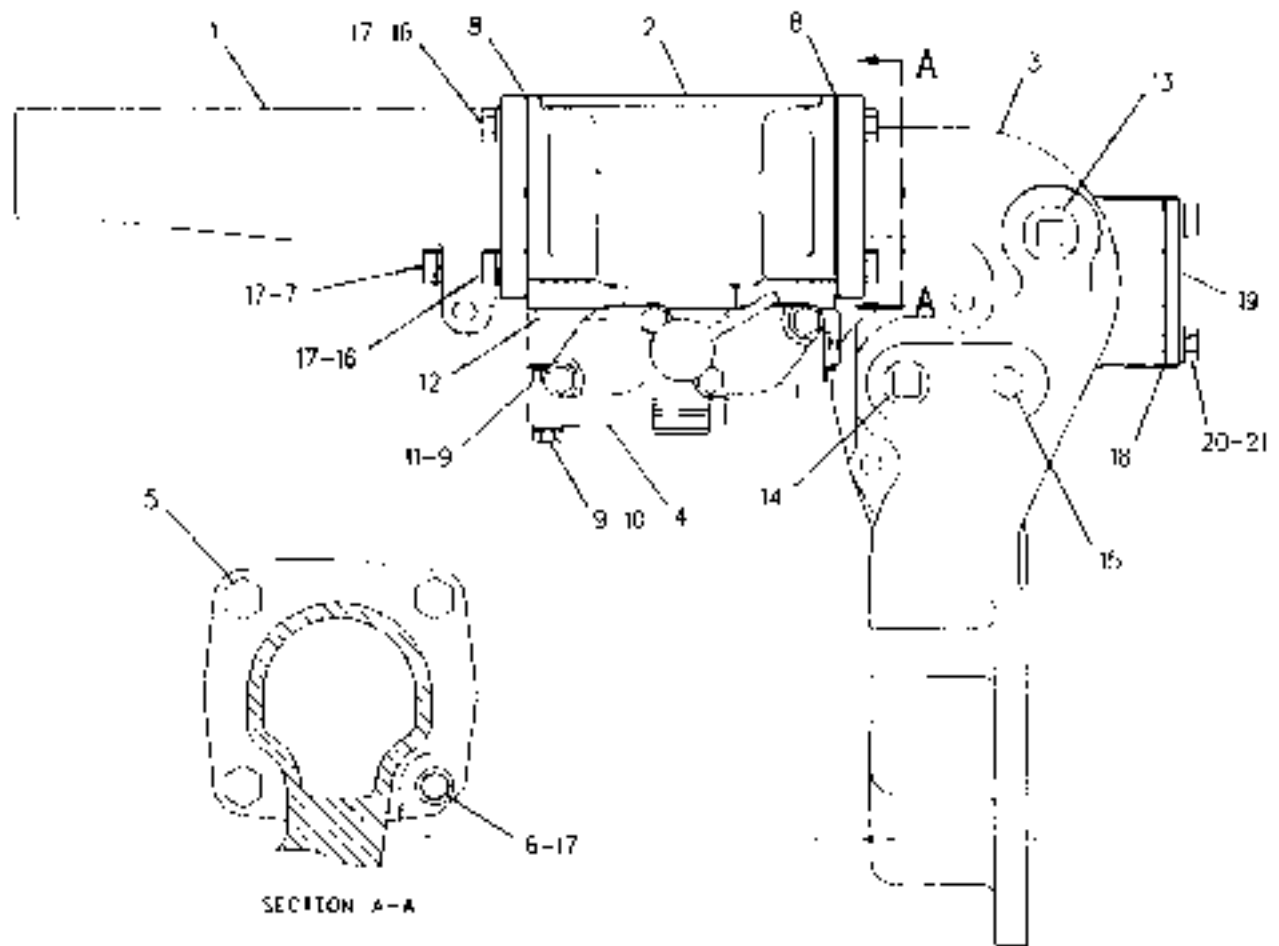
H R: MFG PART MAY BE AVAILABLE

V SEPARATE ILLUSTRATION

COOLING SYSTEM

2W-2271 COOLER GP-FLTR BASE & ENG OIL (contd.)

100575951



GRAPHIC #1

100575951

COOLING SYSTEM

2W-2272 COOLER GP-FLTR BASE & ENG OIL

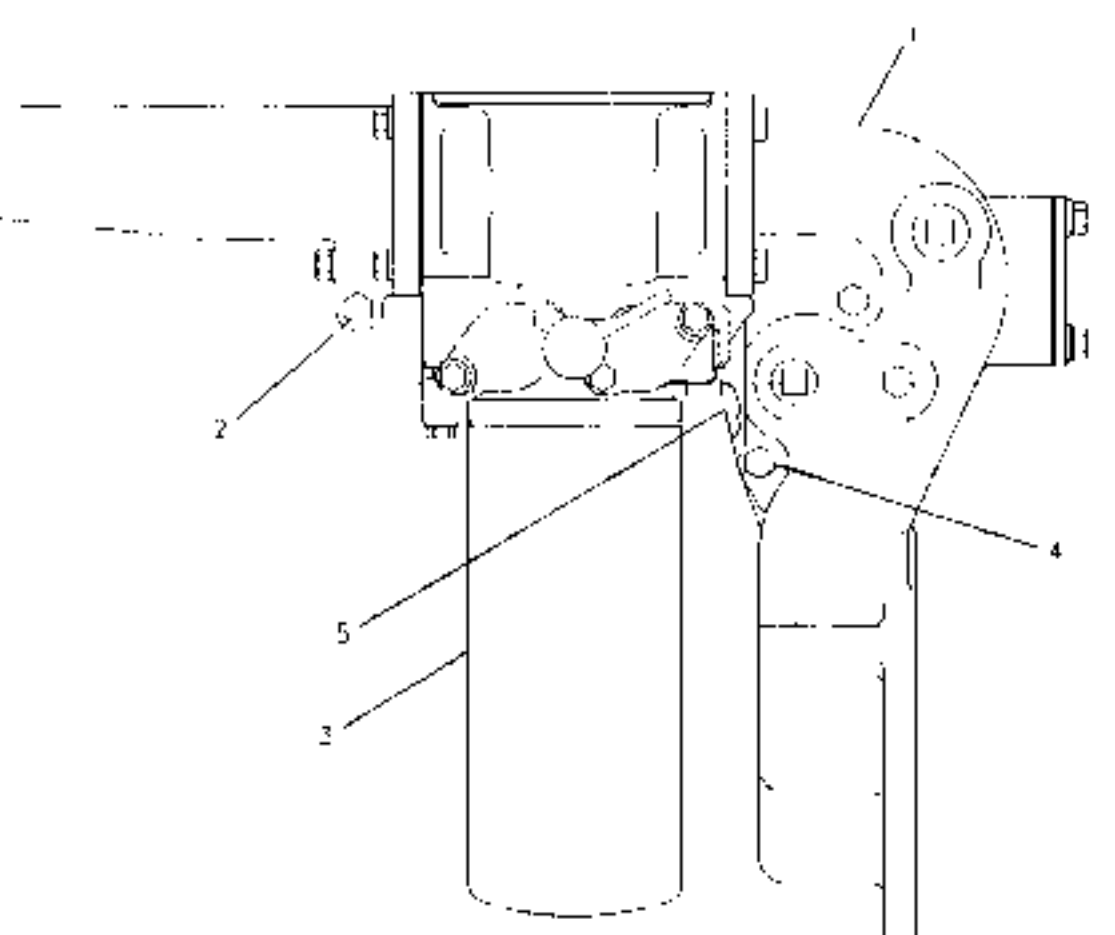
PIN 4MN1-UP; 5LN1-UP; 6JN1-UP; 7KN1-UP;
 8LN1-UP; 9PN1-UP. S/N 6NC1-UP; 08Z93150-99999
 PART OF 108-1078, 80-1762, 80-1763 ENGINE AR

SMCS-1306, 1314, 1378

100575957

NOTE	REF NO	GRAPHIC REF	PART NUMBER	QTY	PART NAME	SEE PAGE
Y	1	1	2W-2272	1	COOLER GP FLTR BASE & ENG OIL	70
	2	1	05-1588	1	BOLT (3/8-16X1.25IN)	
					OF	
C		1	36-1915	1	BOLT (3/8-16X1.375IN)	
C		1	5M-2894	1	GASKET (2.5MM THK)	
	3	1	1R-0739	1	FILTER AS OIL	
	4	1	05-1610	2	BOLT (3/8-16X1IN)	
	5	1	2W-0561	1	GASKET	

C CHANGE FROM PREVIOUS TYPE
 Y SEPARATE INSTALLATION



GRAPHIC #1

900233237

COOLING SYSTEM

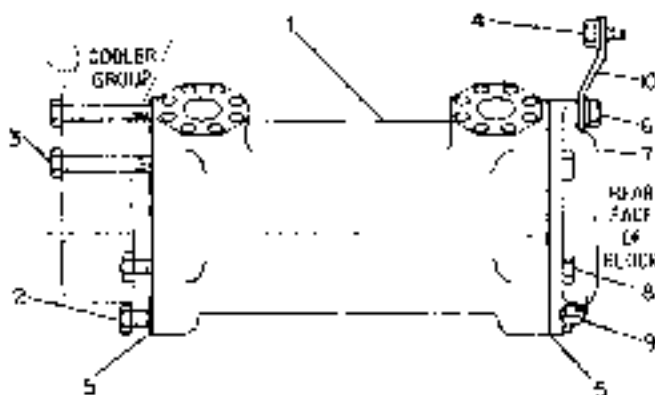
7N-2731 COOLER GP-TRANSMISSION OIL

PIN 4MN1-UP; 5LN1-UP; 6JN1-UP; 7KN1-UP;
 8LN1-UP; 9PN1-UP. S/N 6NC1-UP; 08Z93150-99999
 PART OF 108-1078, 80-1762, 80-1763 ENGINE AR

SMCS-1375

100574862

NOTE	REF NO	GRAPHIC REF	PART NUMBER	QTY	PART NAME	SCE PAGE
	1	1	127-5537	1	CORE AS	
	2	1	7B-3235	3	BOLT (1/2 13X1.375IN)	
	3	1	1B-2086	3	BOLT (1/2 13X3.75IN)	
	4	1	01-1351	2	BOLT (3/8-16X 275IN)	
		1	5M-2898	2	WASHER (2 5MM THK)	
	5	1	2S-0795	2	GASKET	
	6	1	1A-1460	2	BOLT (1/2 13X2IN)	
		1	5P-8245	2	WASHER (3MM THK)	
	7	1	8S-9304	1	HONNET 155N OIL COOLER (R/AR)	
	8	1	0S 1595	4	BOLT (1/2 13X1.25IN)	
	9	1	8M-9307	1	PLUG-CRAIN (OIL COOLER)	
		1	6F-7052	1	WASHER	
	10	1	1W-4855	1	BRACKET OIL COOLER (R/AR MOUNTING)	



GRAPHIC #1

9007J6250

COOLING SYSTEM

8Q-1992 FAN AR-EJECTOR-CUSTOM

PIN 2YN1-UP; 3ZN1-UP; 4NM1-UP; 5LN1-UP; 6JM1-UP; 7KN1-UP; 8LN1-UP; 9PN1-UP
16 % FAN SPEED INCREASE AT 1306 RPM

SMCS-1356

101012295

NOTE	PART NUMBER	QTY	PART NAME	SEE PAGE
Y	8Q-0704	1	FAN SPEED INCREASE AR	25
	8Q-1530	2	BAFFLE AS RADIATOR	
	1F-0750	4	NUT WELD (3/8 16 THD)	
	8Q-1911	1	SPIDER AS FAN	

Y SEPARATE ILLUSTRATION

COOLING SYSTEM

134-2300 FAN AR-VARIABLE-CUSTOM

PLN 2YN1-UP; 3ZN1-UP; 4MN1-UP; 5LN1-UP; 6JN1-UP; 7KN1-UP; 8LN1-UP; 9PM1-UP
FLEXXAIRE RETROFIT

SMCS-1356

101005886

NOTE	PART NUMBER	QTY	PART NAME	SEP PAGE
	128-2741	1	ACTUATOR	
	1T-0414	1	BOLT 12 POINT HEAD (5/16-18X1)	
	1T-0765	1	BOLT (3/8-15X1.00IN)	
	4F-4879	1	BOLT (3/8-16X.51IN)	
	4K-5175	1	BOLT 12 POINT HEAD (1/2-15X1.5IN)	
	55-7349	1	BOLT (1/4-20X0.5IN)	
	9K-7290	1	BOLT 12 POINT HEAD	
	019-1209	1	BOLT-SOCKET HEAD	
	112-1155	2	BEARING	
	154-8279	1	BEARING CARRIER	
	1T-0416	1	BOLT (5/16-18X.75IN)	
	114-4992	2	BOLT	
	154-8390	1	BOLT SOCKET HEAD	
	156-3875	1	BOLT 12 POINT	
	154-8391	1	BRACKET	
	154-8342	1	BRACKET AS-MOUNTING	
	154-8377	1	BRACKET MANIFOLD	
	154-8826	3	BUSHING	
	185-2441	1	CLAVIS AS	
	185-8558	1	CONTROL GP-FAN	
	183-0270	2	FILM	
	156-3892	1	MOUNT AS	
	137-3558	1	CABLE AS	
	154-8813	1	BRACKET-MOUNTING	
	154-8820	1	SCREEN	
	156-6342	1	CONTROLLER	
	159-9811	1	ENCLOSURE AS	
	88-8948	1	FUSE (15 AMP)	
	126-1601	1	WIRE AS	
	126-1602	1	WIRE AS	
	126-2741	1	ACTUATOR	
	126-2869	1	CLAMP	
	126-6232	1	WIRE AS	
	137-2082	1	FUSE (1/4 AMP)	
	127-1622	1	BOX-CONTROL	
	20-3371	1	SENSOR TEMPERATURE	
	126-6144	1	MONITOR-DISPLAY	
	154-8274	1	COVER	
	20-3386	1	COLLAR	
	154-8327	1	EXTENSION	
	154-8382	1	FITTING	
	154-8351	1	FITTING ELBOW	
	154-8277	1	FITTING-GRI PSI	
	154-8804	1	GUARD	
	154-9259	1	HOSE AS-GREASE	
	185-4034	1	HOSE AS-GREASE	
	185-4438	1	HOSE AS-GREASE	
	154-8878	1	HUB AS	
	154-8759	1	PLATE-COVER	
	154-8806	1	SHAFT-MOUNTING	
	156-3881	1	SEAL-O-RING	
	156-3864	1	BOLT-HEAD	
	156-3868	1	BOLT-12 POINT	
	154-8795	1	BLOCK AS-SHIFTH	
	1T-0765	1	BOLT (3/8-15X1.00IN)	
	48-1264	1	SCREW MACHINE	

COOLING SYSTEM

134-2300 FAN AR-VARIABLE (contd)

101005886

NOTE	PART NUMBER	QTY	PART NAME	SEE PAGE
	55-7349	1	BOLT (1/4-20X0.5IN)	
	6L-3921	1	WASHER SEAL	
	154-4196	1	SEAL O-RING	
	154-8288	1	FLANGE	
	154-8312	1	BEARING THROUST	
	154-8314	1	BLOCK PIVOT	
	154-8326	1	WASHER	
	154-8345	1	COLLAR & PIV AS	
	154-8317	1	LOCKNUT	
	6Y-8186	1	NUT (1/2-13 THD)	
	154-8837	1	NUT	
	20-3370	1	FIN-FITCH	
	165-2442	1	PLATE-ALIGNMENT	
	154-8392	1	PLATE-GUARD	
	10-3613	1	PLATE-WARNING	
	154-8828	1	PLUG TROST	
	165-2344	1	PLUGTY	
	20-3398	2	SI SCREW	
	154-8373	1	SPALL	
	154-8318	2	SHALT-WAIN	
	154-8372	1	SPOOL	
	165-6036	1	SLIP	
	165-2348	1	SUPPORT-ARM	
	111-9560	1	SAITCH AS-PRESSURE	
	102-8807	1	KIT CONNECTING PLUG (2 PIN)	
	3E-3162	1	WEDGE-PLUG LOCK	
	8T-8730	2	SOCKET-CONNECTOR	
	156-3878	1	WASHER	
			AVAILABLE REPAIR KIT(S):	
	159-7295	1	KIT ACTUATOR	
	159-7282	1	KIT BEARING	
	159-7289	1	KIT BUSHING	
	159-7291	1	KIT BUSHING	
	159-7264	1	KIT COVER	
	159-7267	1	KIT CLUTCH	
	159-7288	1	KIT GEAR	
	159-7283	1	KIT MOTOR	
	159-7281	1	KIT SEAL	
	159-7285	1	KIT SEAL	
	159-7286	1	KIT SCREW	
	156-3880	1	KIT BLADE	
	159-7294	1	KIT PLUG	
	159-7278	1	KIT INSERT	

COOLING SYSTEM

152-4669 LINES GP-HYDRAULIC OIL COOLER-CUSTOM

PIN 2YN1-UP; 4MN1-UP

PART OF 149-8916 COOLER AR-HYDRAULIC OIL

SMCS-1374

101006004

NOTE	PART NUMBER	QTY	PART NAME	SEE PAGE
	153-0090	1	HOSE AS	369
	153-0091	1	HOSE AS	370
	153-0092	1	HOSE AS	371
	9T-5774	1	VALVE UP BYPASS	390
	5P-5777	1	ADAPTED O-RING	
	4L-6454	4	BOLT 1/2-13X1.50IN	
	5N-3062	2	BOLT 1/2-13X1.75IN	
	5P-2586	1	BOLT 1/2-13X1.50IN	
	5S-7379	1	BOLT 1/2-13X1.875IN	
	5S-7382	1	BOLT 1/2-13X1.92	
	7X-0290	3	BOLT 1/2-13X1.50IN	
	7X-0347	1	BOLT 1/2-13X1.75IN	
	8T-2502	1	BOLT 1/2-13X1.13IN	
	1P-4908	2	BRACKET AS	
	6Y-5827	1	BRACKET AS	
	6H-0853	1	BUSHING THERMAL	
	1S-0994	3	CLIP 120.6MM ID	
	3G-8054	1	CLIP 118	
	3G-8057	1	CLIP 120	
	3P-2404	1	CLIP 128.5MM ID	
	BS-0948	1	CLIP 120.6MM ID	
	9W-4972	3	CLIP 128.5MM ID	
	100-4336	3	CLIP 120.6MM ID	
	6Y-9182	1	ELBOW	
	6C-6920	1	ELBOW 45 DEGREE	
	8T-4149	1	ELBOW 45 DEGREE	
	6V-9007	1	ELBOW 45 DEGREE (3/4-16 THD)	
	6V-8625	3	ELBOW 90 DEGREE (3/4-16 THD)	
	6V-8721	1	ELBOW 90 DEGREE (7/8-14 THD)	
	6V-9007	1	ELBOW 90 DEGREE (1-14 12 THD)	
	6V-0974	1	GROMMET	
	112-8571	2	HOSE AS	
	112-8573	1	HOSE AS	
	112-8569	1	HOSE AS	
	6V-8801	4	NUT (3/8-16 THD)	
	6V-9169	1	NUT BULKHEAD (13/16-16 THD)	
	120-6852	1	PLATE	
	30-2834	1	SEAL	
	6Y-9746	6	SEAL O-RING (18.94MM ID)	
	7M-8485	3	SEAL O-RING (29.74MM ID)	
	3K-0360	6	SEAL O-RING (16.36MM ID)	
	6V-8398	10	SEAL O-RING (12.47MM ID)	
	2M-9790	1	SEAL O-RING (19.18MM ID)	
	1P-3709	1	SEAL RECTANGULAR	
	4E-1303	1	SPACER	
	6V-8782	1	TIE-FACIL SEAL	
	150-2984	1	TUBE AS	
	6V-8985	1	UNION BULKHEAD (13/16-16 THD)	
	5P-1075	2	WASHER HARD (3MM THK)	
	8T-4223	1	WASHER HARD (3MM THK)	
	8T-4896	10	WASHER HARD (2.5MM THK)	

2-SEE HOSE FABRICATION GLID
 Y-SEPARATE ILLUSTRATION

COOLING SYSTEM

7C-8665 LINES GP-TURBOCHARGER WATER

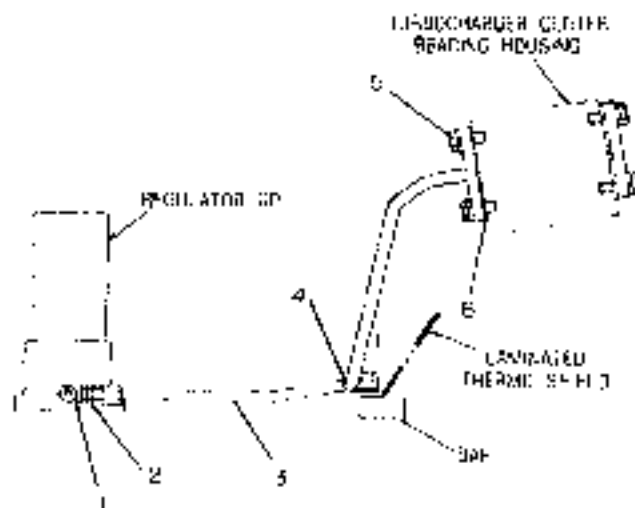
PIN 2YN1-UP; 3ZN1-UP; 4MN1-UP; 5LN1-UP; 6JN1-UP; 7KN1-UP; 8LN1-UP; 9PN1-UP
SUPPLY

PART OF 80-1761, 80-1762, 80-1763 ENGINE AIR

SMCS-1052, 1380

100588785

NOTE	REF NO	GRAPHIC REF	PART NUMBER	QTY	PART NAME	SEE PAGE
	1		7F-9311	1	FITTING	
	2		032-1267	1	CONNECTOR-FLARED	
	3		7C-8645	1	LINE AS WATER	
	4		95-1350	2	CLIP	
	5		0L-1351	2	BOLT (3/8-16X.875IN)	
			5W-2894	2	WASHER (2.5MM THK)	
	6		1W-3853	1	GASKET	



END VIEW

GRAPHIC #1

gpc188741

COOLING SYSTEM

2W-6779 LINES GP-WATER

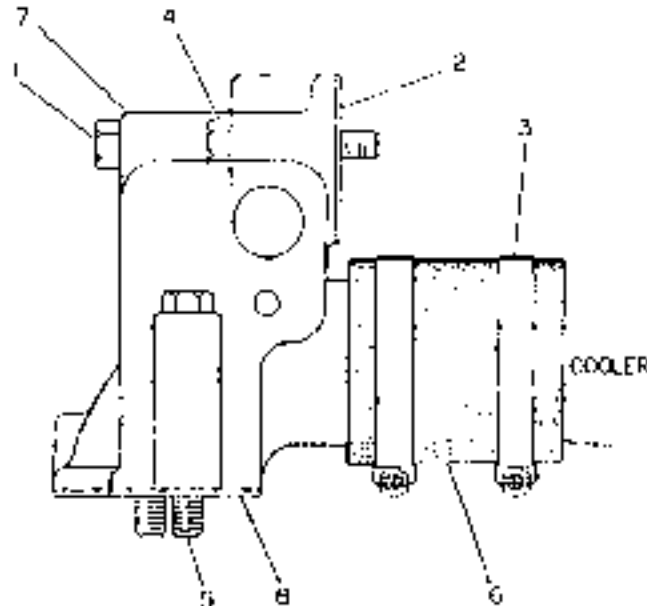
PIN 2YN1-UP; 3ZN1-UP; 4MN1-UP; 5LN1-UP; 6JN1-UP;
7KN1-UP; 8LN1-UP; 9PN1-UP. S/N 6NC1-UP; 08293150-99999
PART OF 108-1078, 80-1761, 80-1762, 80-1763 ENGINE AR

SMCS-1355, 1380, 1393

100946602

NOTE	REF NO	GRAPHIC REF	PART NUMBER	QTY	PART NAME	SEE PAGE
	1	1	0T-0065	1	BOLT (3/8 16X3.5IN)	
	2	1	2P-6132	1	GASKET-FLGWR	
	3	1	BT-4884	2	CLAMP HOSE	
	4	1	05-1590	1	BOLT (3/8 16X2IN)	
	5	1	05-1619	2	BOLT (9/8X3.0IN)	
BT	6	1	131-6645	1	HUSL	
Y	7	1	8N-4112	1	LINES GP WATER	81
	8	1	7N-0200	1	GASKET	

8 USE AS REQUIRED
7 ORDER BY THE CONTINENTAL
Y-SEPARATE ILLUSTRATION



GRAPHIC #1

gX117162

COOLING SYSTEM

8N-4112 LINES GP-WATER

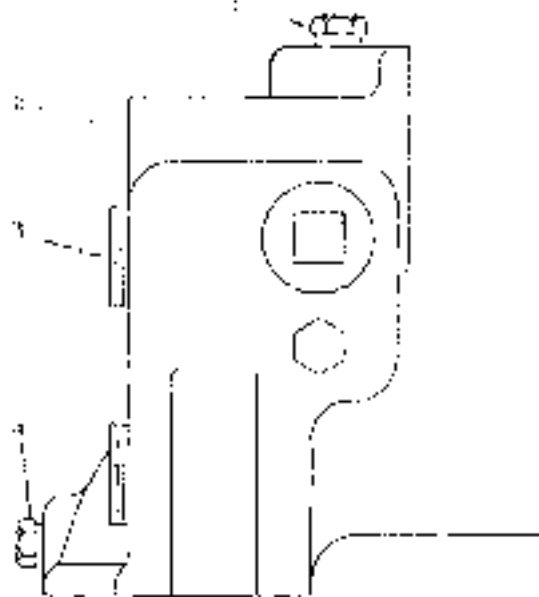
PIN 2YN1-UP; 3ZN1-UP; 4MN1-UP; 5LN1-UP; 6JN1-UP;
 7KN1-UP; 8LR1-UP; 9PN1-UP. S/N 6NC1-UP; 08293150-99999
 BYPASS & OUTLET ELBOW
 PART OF 2W-6779 LINES GP-WATER

SMCS-1355, 1380, 1393

100165467

NOTE	REF NO	GRAPHIC REF	PART NUMBER	QTY	PART NAME	SEE PAGE
U	1	1	3J-5390	1	PLUG (3/8-IN THD)	
	2	1	7N-0172	1	ELBOW	
D	3	1	1B-5174	3	PLUG PIPE (3/4-IN NPT)	
U	4	1	5N-0213	2	PLUG	

B USE AS REQUIRED



GRAPHIC #1

100112429

COOLING SYSTEM

8Q-1776 LINES GP-WATER-CUSTOM

PIN 2YN1-UP; 3ZN1-UP; 4MN1-UP; 5LN1-UP; 6JN1-UP; 7KN1-UP; 8LN1-UP; 9PN1-UP
PART OF 8Q-1771 SHIELD AIR-THERMO

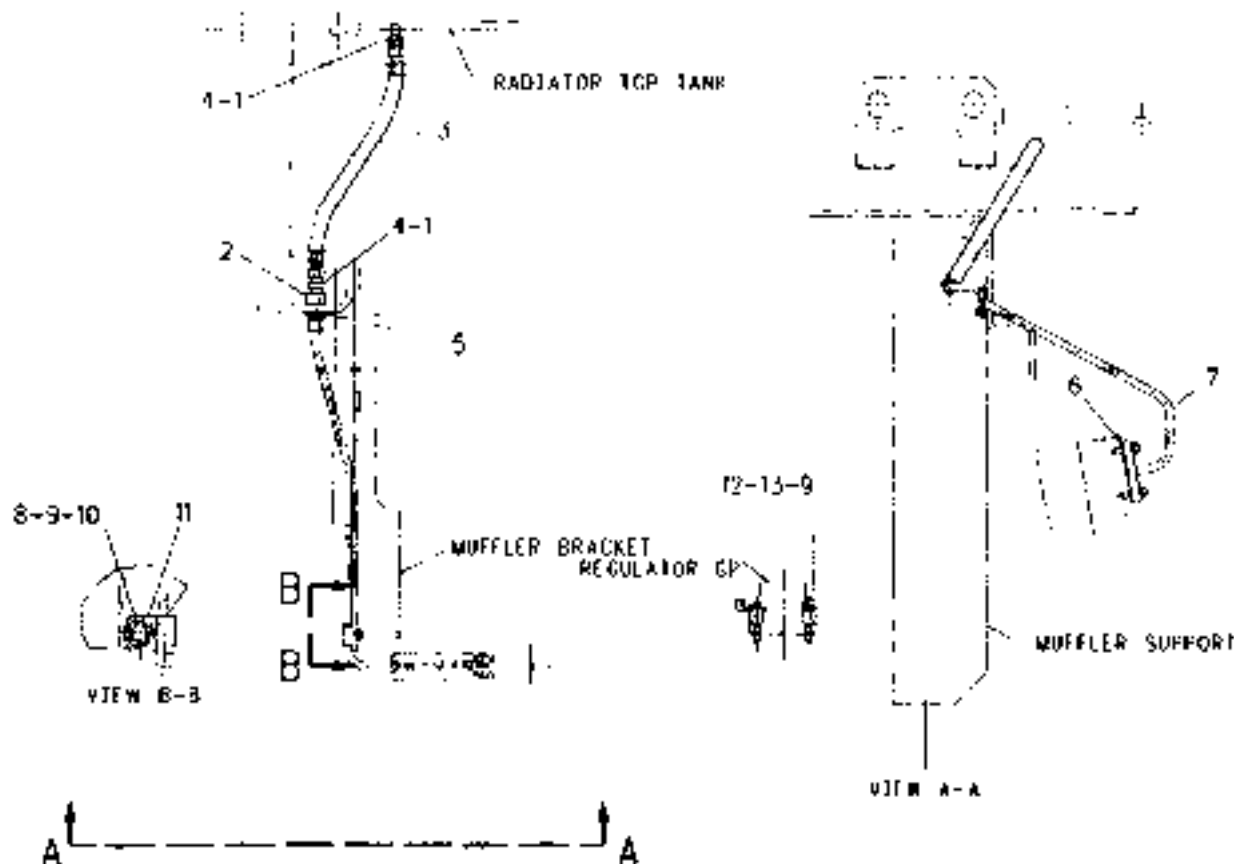
SMCS-1355, 1380, 1393

i00697591

NOTE	REF NO	GRAPHIC REF	PART NUMBER	QTY	PART NAME	SEE PAGE
	1	1	6V-8397	2	SEAL O-RING (9.27MM ID)	
	2	1	5P-4653	1	CONNECTOR	
1	3	1	8W-0184	1	HOSE AS	
	4	1	2T-2310	2	CONNECTOR-O-RING	
	5	1	2P-1279	1	LOCKWAL (9/16 18 THD)	
	6	1	1W-3853	1	GASKET	
	7	1	7C-8648	1	TUBE AS WATER	
	8	1	5S-7379	1	BOLT (3/8 16X1.75 IN)	
	9	1	8T-4898	4	GASKET HARD (2.5MM THK)	
	10	1	6V-8801	1	NUT (3/8 16 THD)	
	11	1	9S-1350	1	CLIP	
	12	1	8S-2307	2	SPACER PAWL	
	13	1	5S-7383	2	HOLE (3/8 16X1.75 IN)	
1	1	1	6V-9850	1	LOCKWAL (1 1/8 16 THD)	
1	1	1	6V-8397	1	SEAL O-RING (9.27MM ID)	

F-NOT SHOWN

1 SEE THESE FABRICATION GUIDE



GRAPHIC #1

i00697739

COOLING SYSTEM

115-7560 PUMP GP-WATER

PIN 2YN1-UP; 3ZN1-UP; 4MN1-UP; 5LN1-UP; 6JN1-UP;
7KN1-UP; 8LN1-UP; 9PN1-UP. S/N 6NC1-UP; 08Z93150-99999
PART OF 116-7556 PUMP GP-WATER

SMCS-1361, 1363, 1364, 1373, 1384, 1389, 1394

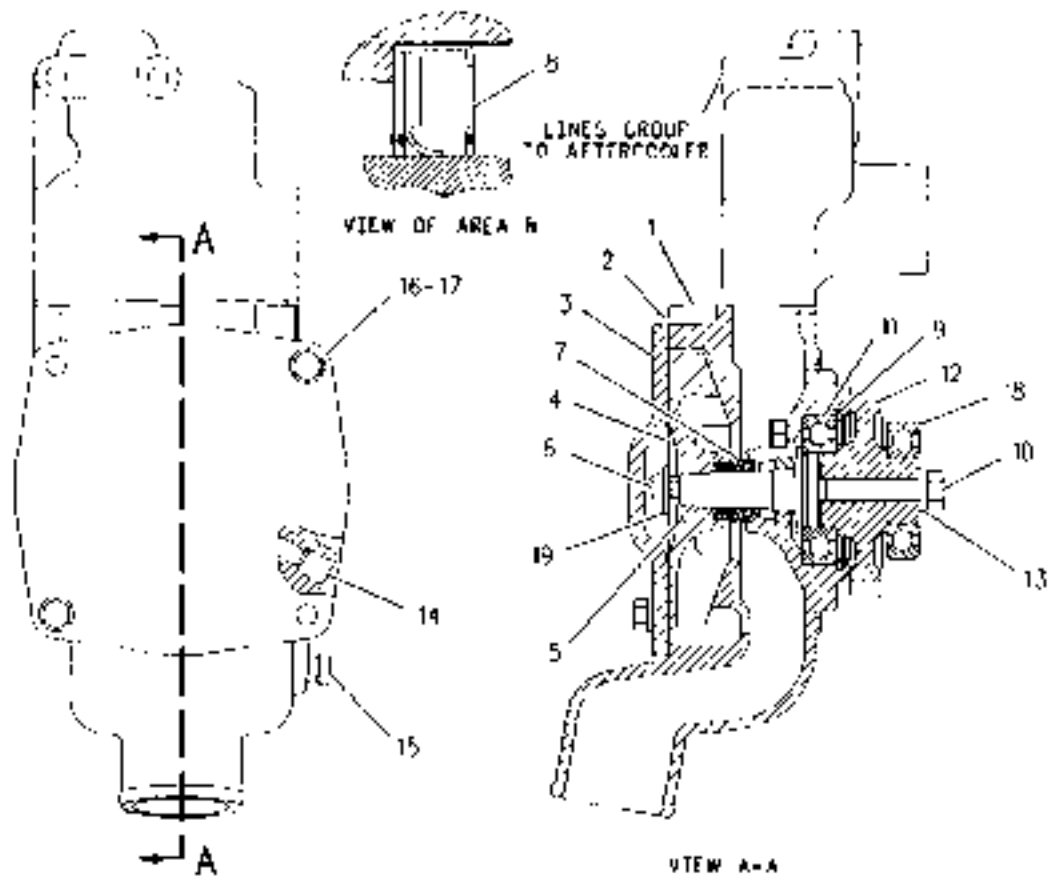
i00579626

NOTE	REF NO	GRAPHIC REF	PART NUMBER	QTY	PART NAME	SEE PAGE
	1		1W-4619	1	HOUSING PUMP	
	2		8H-5928	1	GASKET	
	3		8H-5929	1	COVER WATER PUMP	
	4		134-7422	1	IMPELLER PUMP	
	5		2W-7255	1	SHAFT-WATER PUMP	
	6		05-1594	1	BOLT (3/8-16X1IN)	
	7		118-9163	1	SEAL GP	
	8		8C-5210	1	SEAL LIP	
	9		1K-6985	1	RING RETAINING	
	10		3B-8428	1	BOLT (7/16-14X0.25IN)	
	11		6H-3957	1	BALL BEARING	
	12		115-7559	1	GEAR WATER PUMP	
	13		4S-9191	1	WASHER (5MM THK)	
	14		4H-5834	1	WHEEL	
	15		8T-6765	1	PLUG PIPE (1/4-15 NPTF THD)	
	16		01-1351	2	BOLT (3/8-16X 375IN)	
	17		5M-2894	2	WASHER (2.5MM THK)	
	18		8H-9789	1	BALL BEARING	
	19		9X-6458	1	WASHER HARD (3MM THK)	

COOLING SYSTEM

115-7560 PUMP GP-WATER (contd.)

100579626



GRAPHIC #

QUOZ 715012

COOLING SYSTEM

116-7556 PUMP GP-WATER

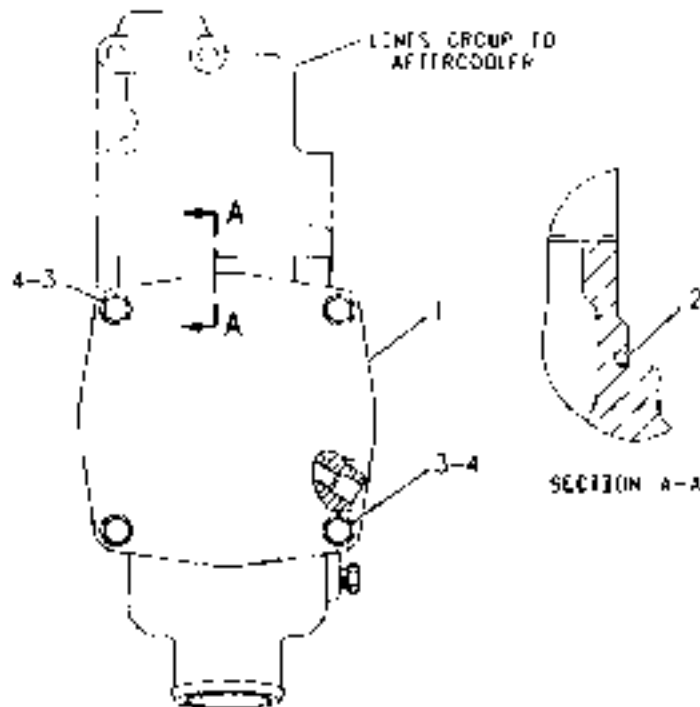
PIN 2YN1-UP; 3ZN1-UP; 4MN1-UP; 5LN1-UP; 6JN1-UP;
 7KN1-UP; 8LN1-UP; 9PN1-UP. S/N 6NC1-UP; 08Z93150-99999
 PART OF 108-1078, 80-1761, 80-1762, 80-1763 ENGINE AR

SMCS-1361, 1363, 1364, 1373, 1384, 1389, 1394

100744683

NOTE	REF NO	GRAPHIC REF	PART NUMBER	QTY	PART NAME	SEE PAGE
YR	1	1	175-2580	1	PUMP GP-WATER	84
	2	1	SF-3106	1	SEA-O-RING (126.59MM ID)	
R	3	1	OT-0055	2	BOLT (3/8" 16X4.25IN)	
B	4	1	SN-2894	2	WASHER (2.0MM THK)	

B-JSL AS REQUIRED
 IF REPAIR PART MAY BE AVAILABLE
 BY SEPARATE ILLUSTRATION



GRAPHIC #1

100333436

COOLING SYSTEM

116-7556 PUMP GP-WATER

PIN 2YN1-UP; 3ZN1-UP; 4MN1-UP; 5LN1-UP;

7KN1-UP; 8LN1-UP; 9PN1-UP. S/N 6NC1-UP

PART OF 108-1078, 8Q-1761, 8Q-1762, 8Q-1763 ENGINE AR

SMCS-1361, 1363, 1364, 1373, 1384, 1389, 1394

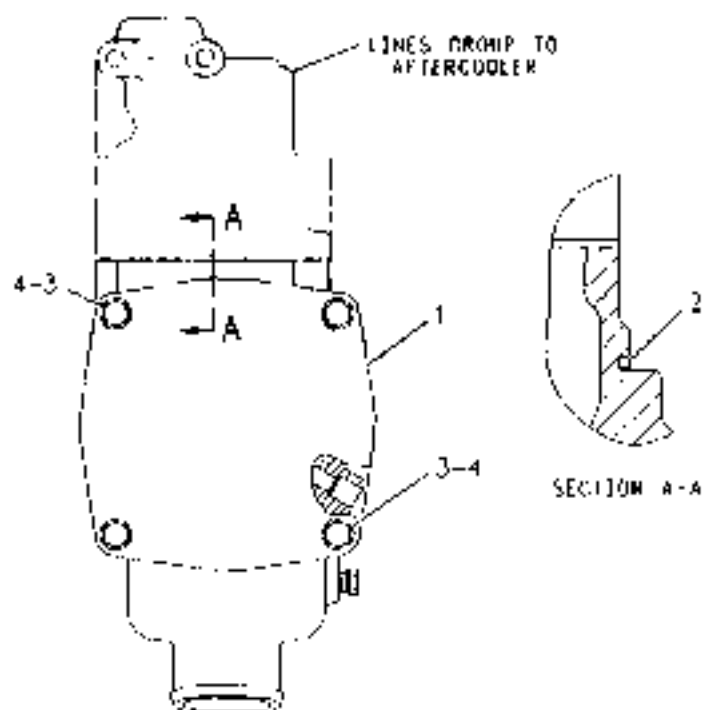
100882870

NOTE	REF NO	GRAPHIC REF	PART NUMBER	QTY	PART NAME	SEE PAGE
CY	1	1	155-0066	1	PUMP GP-WATER	88
	2	1	5F-3106	1	SEAL O RING (126.59MM ID)	
B	3	1	QT-0065	2	SCRT (3/8 16X4.25IN)	
B	4	1	5N-2894	2	WASHER (2.5MM THK)	

B USE AS REQUIRED

C CHANGE FROM PREVIOUS TYPE

Y SEPARATE ILLUSTRATION



GRAPHIC #1

(00012649)

COOLING SYSTEM

155-0066 PUMP GP-WATER

PIN 2YN1-UP; 3ZN1-UP; 4NN1-UP; 5LN1-UP;
7KN1-UP; 8LN1-UP; 9PN1-UP. S/N 6NC1-UP
PART OF 116-7556 PUMP GP-WATER

SMCS-1361, 1363, 1364, 1373, 1384, 1389, 1394

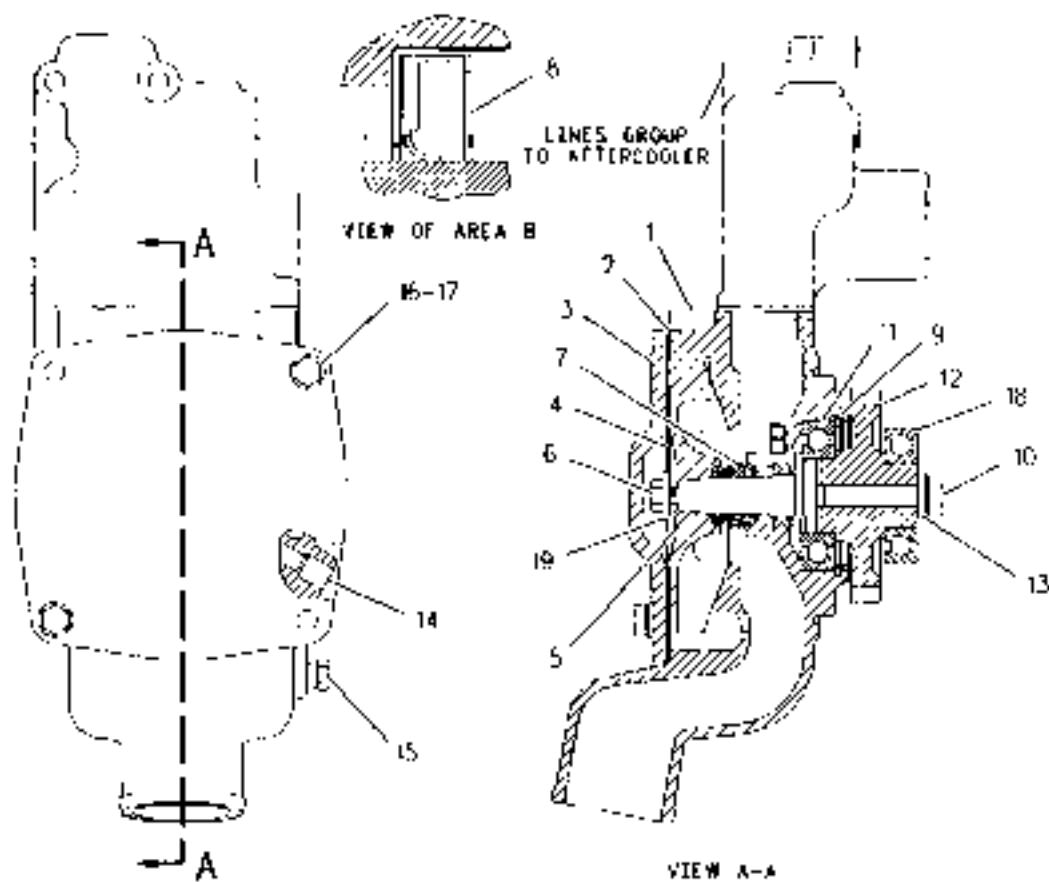
100882860

NOTE	REF NO	GRAPHIC REF	PART NUMBER	QTY	PART NAME	SEE PAGE
	1	I	154-3945	1	HOUSING WALLS PUMP	
	2	I	8H-592B	1	GASKET	
	3	I	8K-5829	1	COVER WATER PUMP	
	4	I	155-8758	1	IMPELLER PUMP	
J	5	I	109-0791	1	SHAFT-WATER PUMP	
J	6	I	05-1594	1	BOLT (3/8-16X1IN)	
	7	I	154-9797	1	SEAL GP-WATER PUMP	
	8	I	154-4402	1	SEAL OIL PUMP	
J	9	I	1K-6985	1	RING RETAINING	
	10	I	3B-842B	1	BOLT (7/16-14X1.25IN)	
J	11	I	6H-3957	1	BALL BEARING	
	12	I	115-7559	1	GEAR WATER PUMP	
	13	I	4S-9191	1	WASHER (5MM THK)	
J	14	I	4H-5834	1	FILTER	
	15	I	8T-6766	1	FLUID PIPE (1.4 16 KEF 10D)	
	16	I	0L-1351	2	BOLT (3/8-16X1.25IN)	
	17	I	5M-2894	2	WASHER (2.5MM THK)	
J	18	I	8H-9789	1	BALL BEARING	
	19	I	9X-645B	1	WASHER-HARD (3MM THK)	
			6V-9906	1	AVAILABLE REPAIR KIT(S) KIT-WATER PUMP REBUILD (INCLUDES PARTS MARKED J)	

COOLING SYSTEM

155-0066 PUMP GP-WATER (contd.)

i00882680



GRAPHIC #1

150778317

COOLING SYSTEM

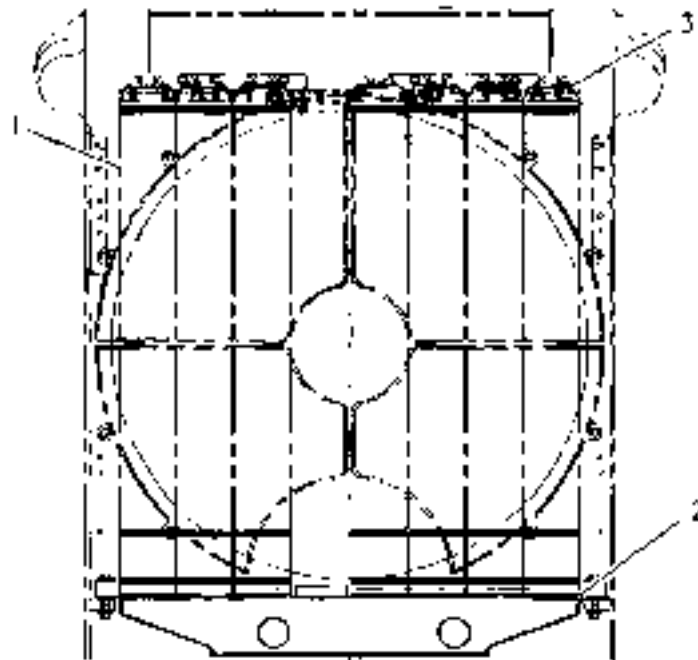
8Q-1789 RADIATOR AR-TRASH-CUSTOM

PIN 2YN1-UP; 3ZN1-UP; 4NN1-UP; 5LN1-UP; 6JN1-UP; 7KN1-UP; 8LN1-UP; 9PN1-UP

SMCS-1353, 1377, 1382

i01012292

NOTE	REF NO	GRAPHIC REF	PART NUMBER	QTY	PART NAME	SEE PAGE
	1	1	124-7505	7	CONN AS-RADIATOR	
	2	1	6E-2431	7	SEAL	
	3	1	6E-2435	7	SPACER	



REAR VIEW

GRAPHIC #1

4002652:10

COOLING SYSTEM

108-0084 RADIATOR GP

PIN 2YNT-UP; 4MN1-UP

PART OF 149-8916 COOLER AIR-HYDRAULIC OIL

SMCS-1351

100920201

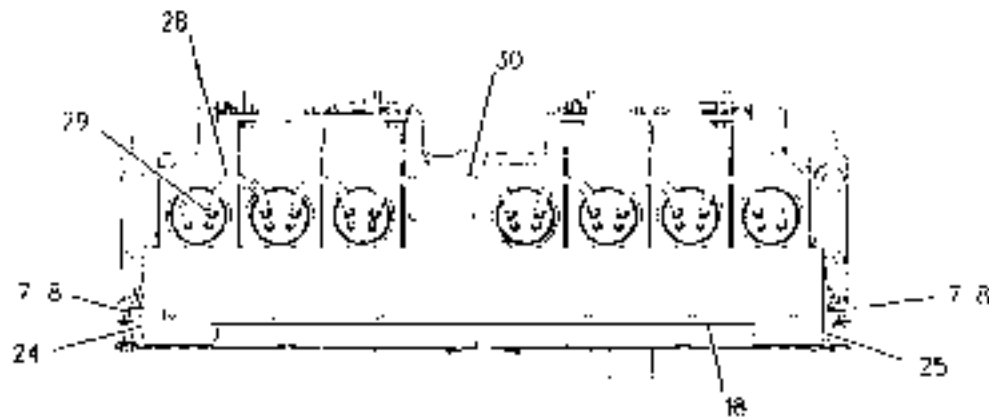
NOTE	REF NO	GRAPHIC REF	PART NUMBER	QTY	PART NAME	SEE PAGE
	1		157-6023	1	SHIELD AS UPPER	
			1F-0750	2	NUT-WELD (3/8-16 THD)	
			40-6716	4	RIVET-POP (4.75MM DIA)	
			76-5186	3	SPACER	
	2		157-6013	1	SHIELD AS HOI IDW	
			1F-0750	2	NUT-WELD (3/8-16 THD)	
			40-6716	3	RIVET-POP (4.75MM DIA)	
			76-5186	3	SPACER	
	3		157-6010	1	SHIELD AS BOTTOM	
			1F-0750	2	NUT-WELD (3/8-16 THD)	
			40-6716	3	RIVET-POP (4.75MM DIA)	
			76-5186	3	SPACER	
	4		157-6021	1	SHIELD AS UPPER	
			1F-0750	2	NUT-WELD (3/8-16 THD)	
			40-6716	4	RIVET-POP (4.75MM DIA)	
			76-5186	3	SPACER	
	5		8T-8917	10	BOLT (1/2-13X1.25IN)	
	6		8T-4222	10	WASHER HARD (3MM THK)	
	7		4L-6454	20	BOLT (3/8-16X1.0IN)	
	8		6P-1076	26	WASHER HARD (3MM THK)	
	15		110-6132	2	BAFFLE AS RADIATOR	
					TRACH (NO. 0015)	
			1F-0750	4	NUT-WELD (3/8-16 THD)	
			68-4594	5	RIVET (4.5MM DIA)	
	16		4L-9337	4	BOLT	
	17		110-6136	1	BRACKET AS	
			1F-0750	10	NUT-WELD (3/8-16 THD)	
	18		110-6138	1	BAFFLE AS RADIATOR	
			1F-0750	4	NUT-WELD (3/8-16 THD)	
			68-4594	7	RIVET (4.5MM DIA)	
	19		4P-0854	1	CORL AS OIL COOLER	
	20		4M-2357	4	NOZINI AS	
	21		8C-3121	4	BOLT (5/16-18X1.50IN)	
	22		5P-4115	5	WASHER (2MM THK)	
	23		4M-6426	2	BOLT (5/16-18X1IN)	
	24		110-6134	1	BRACKET AS	
			1F-0750	1	NUT-WELD (3/8-16 THD)	
	25		110-6133	1	BRACKET AS	
			1F-0750	1	NUT-WELD (3/8-16 THD)	
	26		136-4843	1	BAFFLE AS	
			68-4594	3	RIVET (4.5MM DIA)	
V	27		110-8095	1	RADIATOR GP	94
	28		106-4572	5	HOSE	
	29		1P-4276	12	CLAMP	
	30		110-6139	1	HOSE JUMPER	
	31		98-7237	2	BOLT (3/8-16X1.25IN)	
	32		136-4844	1	BAFFLE AS	
			68-4594	1	RIVET (4.5MM DIA)	
	33		003-2143	1	ELBOW	
	34		4F-8151	1	VALVE ORAIN	
	35		1Y-7452	1	NIPPLE	
	36		003-9514	1	COUPLING-PIPE	

Y-SEPARATE ILLUSTRATION

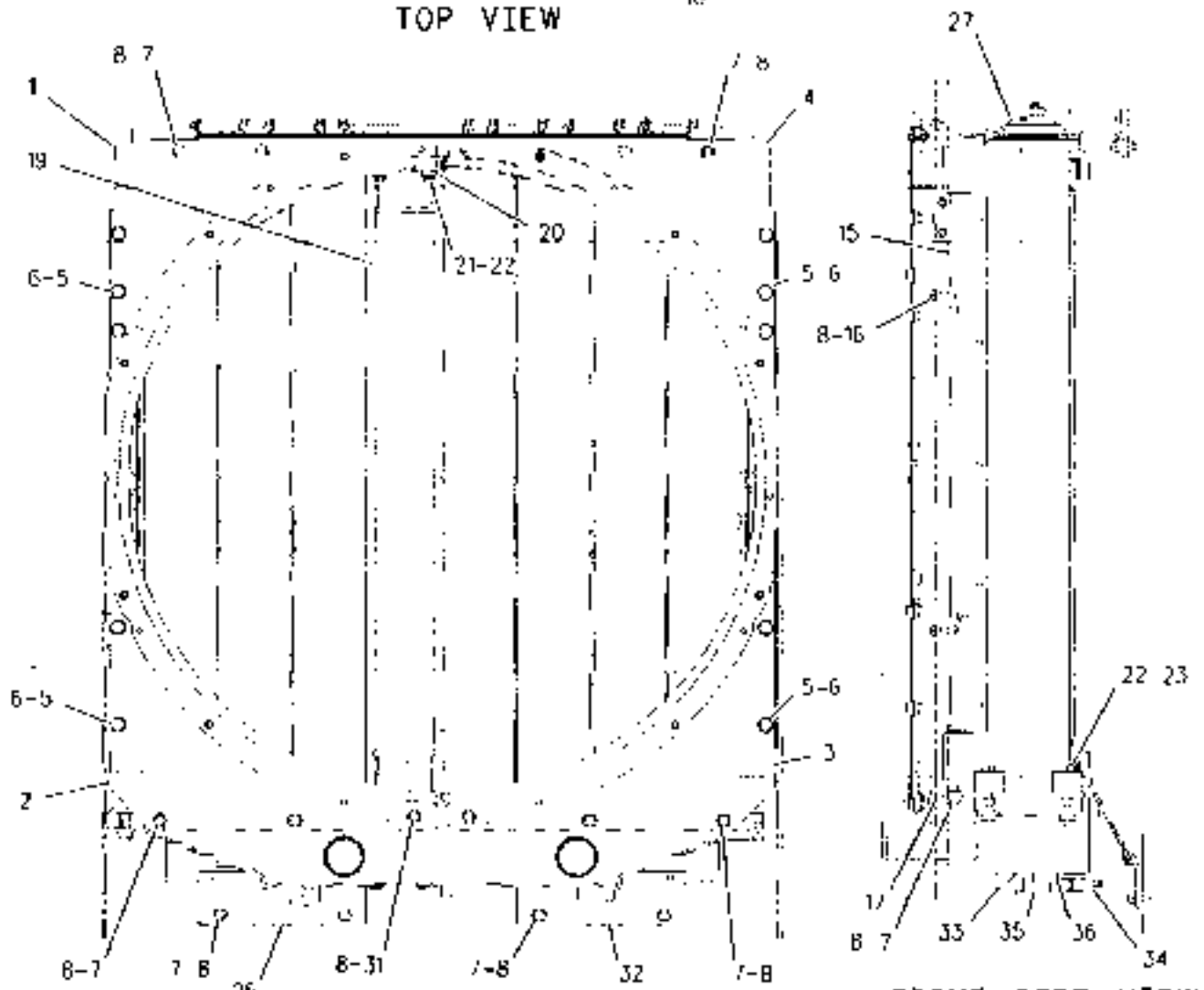
COOLING SYSTEM

108-0084 RADIATOR GP (contd.)

100920201



TOP VIEW



REAR VIEW

RIGHT SIDE VIEW

GRAPHIC #1

900471795

COOLING SYSTEM

110-6095 RADIATOR GP

PIN 2YN1-UP; 4MN1-UP
PART OF 108-0084 RADIATOR GP

SMCS-1351

100782678

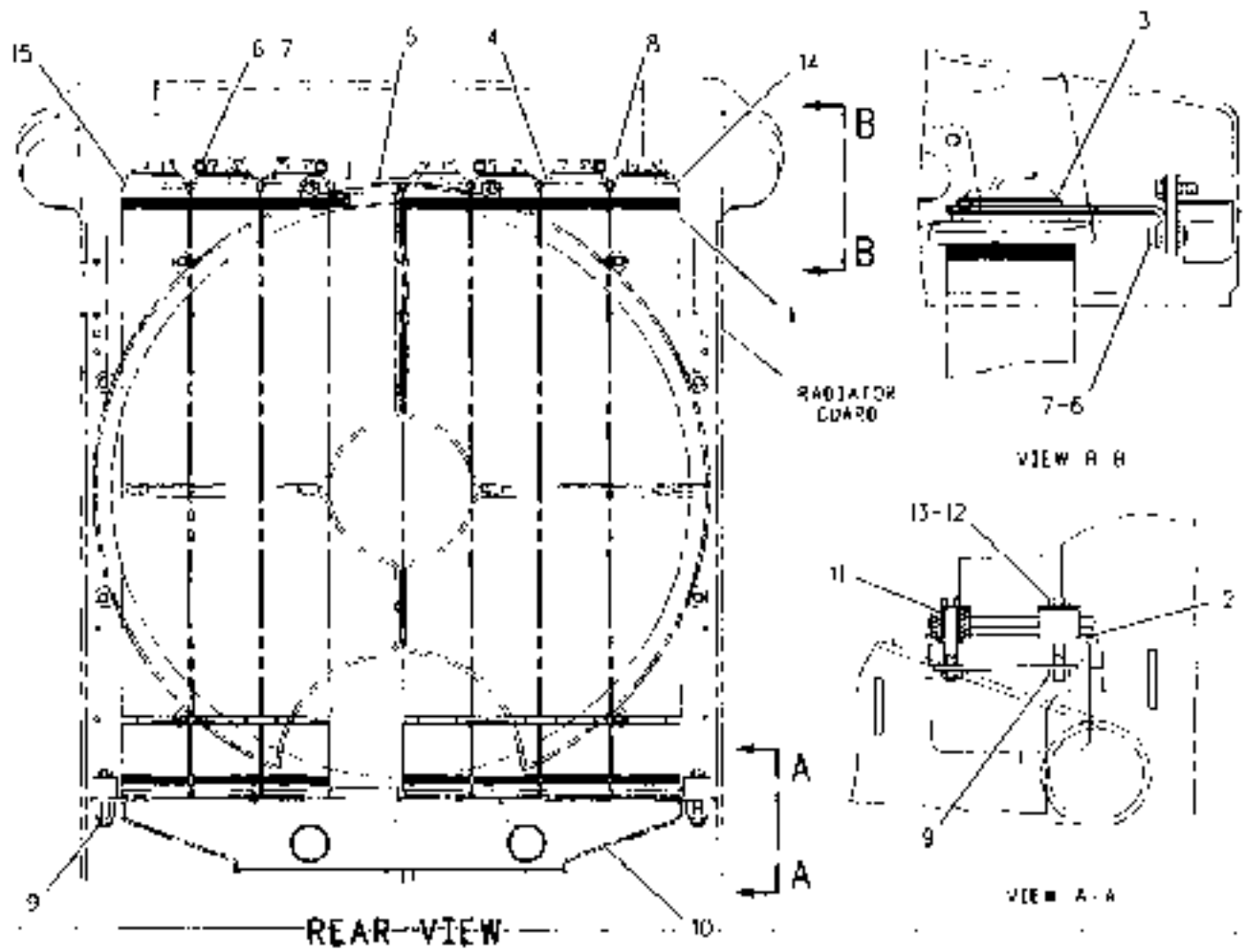
NOTE	REF NO	GRAPHIC REF	PART NUMBER	QTY	PART NAME	SEE PAGE
	1	I	113-8536	7	CORE AS RADIATOR	
	2	I	61-2431	7	SPACER	
	3	I	61-2435	7	SPACER	
	4	I	151-0132	4	RETAINER-CORE	
	5	I	151-0129	1	RETAINER AS-CORE	
		I	1F-0750	2	NUT WELD (3/8-16 THD)	
	6	I	98-7297	16	BOLT (3/8-16X1.25 IN)	
	7	I	5P-1075	16	WASHER HARD (309 THK)	
	8	I	110-6105	2	PLATE AS RETAINER	
		I			(EACH INCLUDES)	
		I	1F-0750	6	NUT WELD (3/8-16 THD)	
	9	I	110-6107	2	PLATE AS RETAINER	
		I			(EACH INCLUDES)	
		I	1F-0748	2	NUT WELD (1/2-13 THD)	
	10	I	109-5876	1	TANK AS BOTTOM	
		I	8F-9836	3	LUG (3/8-16 THD)	
F		I	125-6743	92	SEAL-RUBBER	
	11	I	98-4497	4	BLOCK MOUNTING	
	12	I	7X-0328	4	BOLT (1/2-13X3 SQ IN)	
	13	I	5R-4787	4	PLATE	
	14	I	151-0130	1	RETAINER-CORE	
	15	I	151-0131	1	RETAINER-CORE	

FOR ORDER BY THE CONSUMER

COOLING SYSTEM

110-6095 RADIATOR GP (contd.)

100782676



GRAPHIC #1

4992531.10

COOLING SYSTEM

140-6370 TANK GP-COOLANT

PTN 2YN1-UP; 3ZN1-UP; 4MN1-UP; 5LN1-UP; 6JN1-UP; 7KN1-UP; 8LN1-UP; 9PN1-UP

PART OF 6Q-1778 TANK GP-WATER

FOR USE WITH LAMINATED THERMAL SHIELD
WITH WATERCOOLED TURBO BEARING HOUSING

SMCS-1354, 1377

i00698667

NOTE	PART NUMBER	QTY	PART NAME	SEE PAGE
	031-1119	1	CAP AS RADIATOR	
	8Q-1787	1	TANK AS EXPANSION	
	1F-2417	1	BOSS	
	8M-8846	1	NICK-FILLER	

COOLING SYSTEM

8Q-1778 TANK GP-WATER-CUSTOM

PIN 2YN1-UP; 3ZN1-UP; 4MN1-UP; 5LN1-UP; 6JN1-UP; 7KN1-UP; 8LN1-UP; 9PN1-UP
PART OF 8Q-1771 SHIELD AR-THERMO

SMCS-1377

101012287

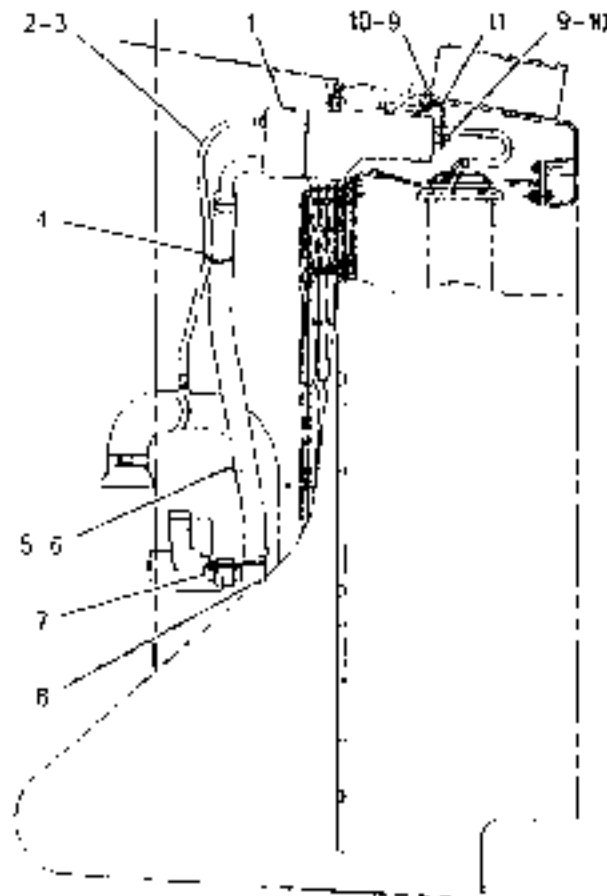
NOTE	REF NO	GRAPHIC REF	PART NUMBER	QTY	PART NAME	SEE PAGE
Y	1	.	140-6370	1	TANK GP-COOLANT	96
F	2	.	5P-1465		HOSE (122CM)	
	3	.	1P-4278	6	CLAYP	
	4	.	6K-0806	1	SIPAF CABLE	
F	5	.	5P-1251		HOSE (25.4MM ID) (100CM)	
	6	.	110-2445	2	LAMP-HOSE	
	7	.	004-5703	1	ADAPTER PIPE	
	8	.	033-0820	1	ELBOW	
	9	.	4L-6454	7	BOLT (3/8 16X1.0IN)	
	10	.	5P-1075	7	WASHER HARD (3MM THK)	
	11	.	113-3376	2	BRACKET AS	
F	12	.	8C-3681		HOSE (145CM)	
	13	.	9Y-9236	1	BODY AS GAUGE	
	14	.	7M-8405	1	SEAL O RING (29.74MM ID)	
	15	.	033-0248	4	O TP (11.1MM ID)	

1. ORDER BY THE CENTIMETER
BY SEPARATE ILLUSTRATION

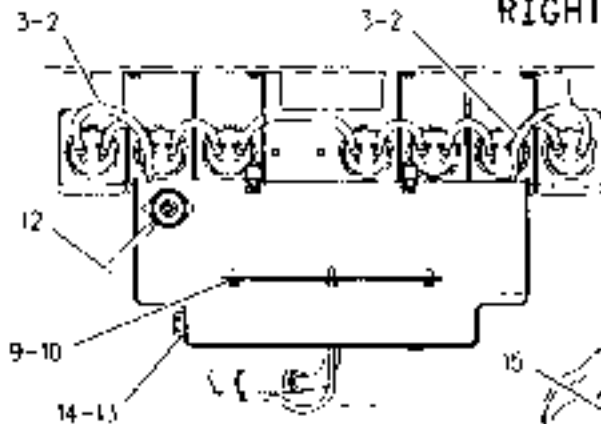
COOLING SYSTEM

80-1778 TANK GP-WATER (contd.)

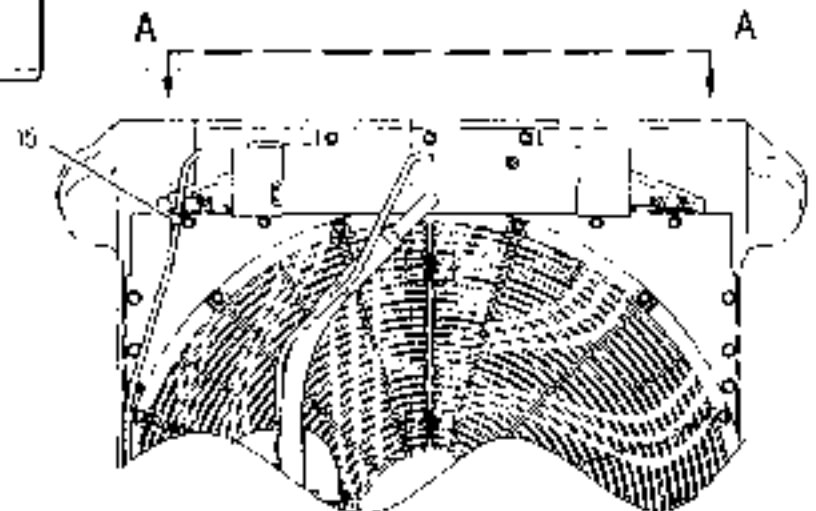
101012287



RIGHT SIDE VIEW



VIEW A-A



REAR VIEW

GRAPHIC #1

100217710

AIR INLET AND EXHAUST SYSTEM

6I-2566 AIR CLEANER GP-CUSTOM

PTN 2YN1-UP; 3ZN1-UP; 4MN1-UP; 5LN1-UP; 6JN1-UP; 7KN1-UP; 8LN1-UP; 9PN1-UP
BASIC

PART OF 80-1772 AIR CLEANER GP

SMCS-1051, 1054

101010467

NOTE	PART NUMBER	QTY	PART NAME	SEE PAGE
Y	6I-2501	1	FILTER ELEMENT AS PRIMARY AIR	106
Y	6I-2502	1	FILTER ELEMENT AS SEC AIR	107
	6I-4464	1	COVER AS AIR CLEANER	
	4P-5524	1	SLAT G RING	
	101-2850	1	FULL AIR CLEANER	

Y SEPARATE ILLUSTRATION

AIR INLET AND EXHAUST SYSTEM

8Q-1772 AIR CLEANER GP-CUSTOM

PIN 2YN1-UP; 3ZN1-UP; 4MN1-UP; 5LN1-UP; 6JN1-UP; 7KN1-UP; 8LN1-UP; 9PN1-UP

3305 DI-T W/LTS-RADIAL SEAL

PART OF 8Q-1771 SHIELD AR-THERMO

SMCS-1051, 1054

101012277

NOTE	PART NUMBER	QTY	PART NAME	SEE PAGE
Y	6I-2566	1	AIR CLEANER GP	100
	2W-0994	1	BODY AS-PRE CLEANER	
	55-7382	4	BOLT (3/8 16X34 92)	
	5M-3062	4	BOLT (3/8 16X.75LN)	
	5P-3860	2	CLAMP ROSE	
	3B-6552	1	LIFER	
	9S-1274	1	GASKET	
	9S-6758	1	HOOD AS	
	9S-2592	1	HOSE-HUMP	
	1W-0613	1	INDICATOR-AIR FILTER SERVICE	
	2K-4973	2	LOCKNUT (3/8 16 T-10)	
	5K-5058	1	NIPPLE	
	8T-4896	12	WASHER HARD (2 5MM THK)	

Y SEPARATE ILLUSTRATION

AIR INLET AND EXHAUST SYSTEM

115-5864 CARTRIDGE GP-TURBOCHARGER^R

PIN 2YN1-UP; 3ZN1-UP; 4MN1-UP; 5LN1-UP; 6JN1-UP; 7KN1-UP; 8LN1-UP; 9PN1-UP
PART OF 129-4534 TURBOCHARGER GP

SMCS-1053, 1056, 1077

100697209

NOTE	PART NUMBER	QTY	PART NAME	SEE PAGE
	1W-4795	1	PLATE IDENTIFICATION	

AIR INLET AND EXHAUST SYSTEM

8Q-1774 DUST EJECTOR GP-CUSTOM

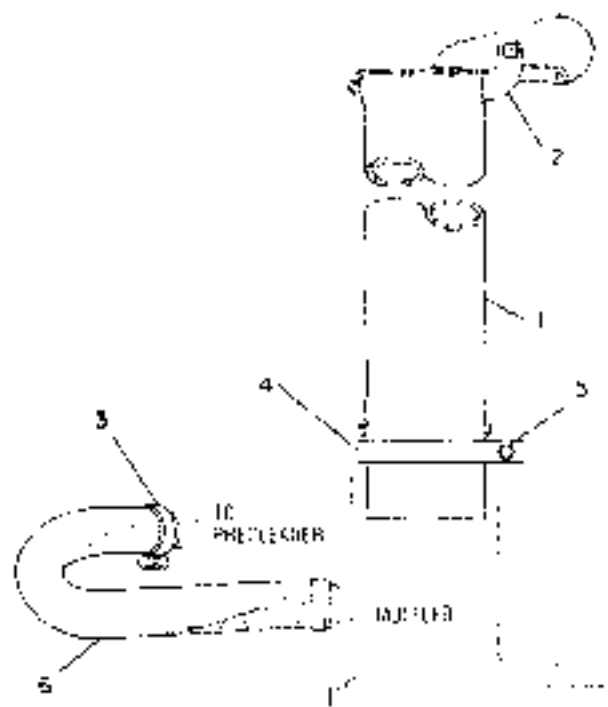
PIN 2YN1-UP; 3ZN1-UP; 4MN1-UP; 5LN1-UP; 6JN1-UP; 7KN1-UP; 8LN1-UP; 9PN1-UP
PART OF 8Q-1771 SHIELD AIR-THERMO

SMCS-1068

100605157

NOTE	REF NO	GRAPHIC REF	PART NUMBER	QTY	PART NAME	SEE PAGE
	1	1	7C-6445	1	EJECTION AS	
	2	1	9S-7148	1	CAP AS RAIN (1X1)	
	3	1	5P-0597	2	CLAMP	
	4	1	8S-6783	1	CLAMP	
	5	1	0S-1590	1	BOLT (3/8 16X2)N)	
		1	5M-2094	2	WASHER (2.5MM THK)	
		1	2K-4973	1	LOCKWASHER (3/8 16 (HD)	
E	6	1	5P-2817		HOSE (65CM)	

ORDER BY THE CENTERLINE



GRAPHIC #1

g00267399

AIR INLET AND EXHAUST SYSTEM

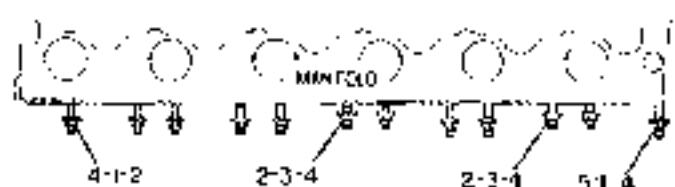
1W-3218 FASTENER GP-EXHAUST MANIFOLD

PIN 4MN1-UP; 5LN1-UP; 6JN1-UP; 7KN1-UP; 8LN1-UP; 9PN1-UP
PART OF 8Q-1762, 8Q-1763 ENGINE AIR

SMCS-1059

10016557B

NOTE	REF NO	GRAPHIC REF	PART NUMBER	QTY	PART NAME	SEE PAGE
	1	1	9L-1658	8	STUD TAPLOCK	
	2	1	8N-7145	1	WASHER (5MM THK)	
	3	1	6Y-1525	4	STUD TAPLOCK	
	4	1	2N-2766	12	LOCKNUT (3/8-18 NPTF THD)	
	5	1	9N-6527	1	WASHER HARD (5 GUM THK)	



GRAPHIC #1

000115974

AIR INLET AND EXHAUST SYSTEM

1W-4486 FASTENER GP-EXHAUST MANIFOLD

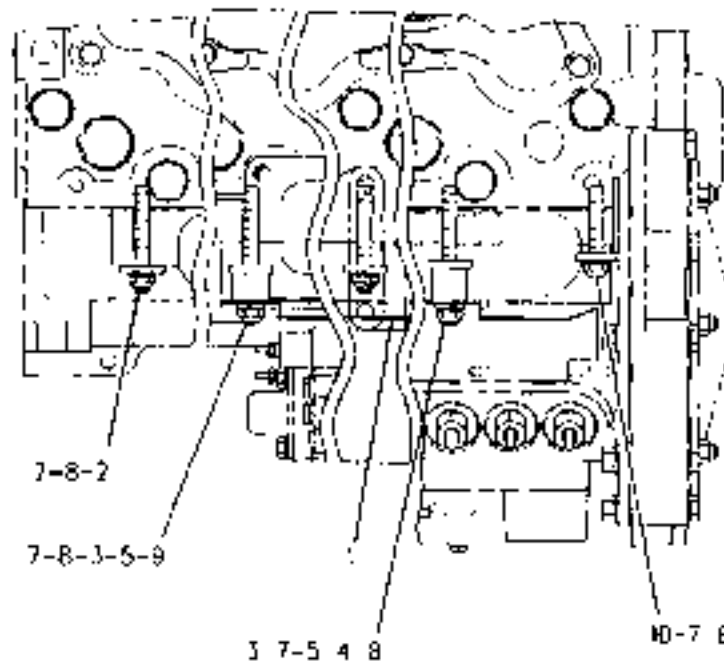
S/N 6NC1-UP; 08Z93150-99999
PART OF 108-1078 ENGINE AR

SMCS-1059

100150694

NOTE	REF NO	GRAPHIC REF	PART NUMBER	QTY	PART NAME	REF PAGE
C	1	1	4P-3306	1	SHIELD HEAT	
C	2	1	6V-1426	0	STUD TAPER LOCK	
C	3	1	6V-1427	2	STUD TAPER LOCK	
C	4	1	6B-7469	1	SPACER	
C	5	1	5M-2894	2	WASHER (2.5MM THK)	
	6	1	134-0641	1	WASHER HARD	
C	7	1	2N-2766	12	LOCKWHL (3.8 TO NPT) (M1)	
	8	1	25-6160	11	WASHER HARD (5MM THK)	
	9	1	1M-7643	1	SPACER	
C	10	1	106-1793	1	STUD TAPER LOCK	

1: CHANGE FROM PREVIOUS TYPE



TOP VIEW

GRAPHIC #1

00109379

AIR INLET AND EXHAUST SYSTEM

6I-2501 FILTER ELEMENT AS-PRIMARY AIR

PIN 2YN1-UP; 3ZN1-UP; 4MM1-UP; 5LM1-UP; 6JM1-UP; 7KN1-UP; 8LN1-UP; 9PN1-UP

152.7 MM (6 IN) OUTLET TUBE

PART OF 6I-2566 AIR CLEANER GP

SMCS-1054

i00709560

<u>NOTE</u>	<u>PART NUMBER</u>	<u>QTY</u>	<u>PART NAME</u>	<u>SEE PAGE</u>
			(INDIVIDUAL PARTS ARE NOT SERVICED SEPARATELY)	

AIR INLET AND EXHAUST SYSTEM

6I-2502 FILTER ELEMENT AS-SEC AIR

PIN 2YN1-UP; 3ZN1-UP; 4MN1-UP; 5LN1-UP; 6JN1-UP; 7KN1-UP; 8LN1-UP; 9PN1-UP

147.4 MM (5.8 IN) OUTLET TUBE

PART OF 6I-2506 AIR CLEANER GP

SMCS-1054

i00709556

NOTE	PART NUMBER	QTY	PART NAME	SEE PAGE
(NO BREAKDOWN OF SERVICEABLE PARTS IS AVAILABLE AT THIS TIME)				

AIR INLET AND EXHAUST SYSTEM

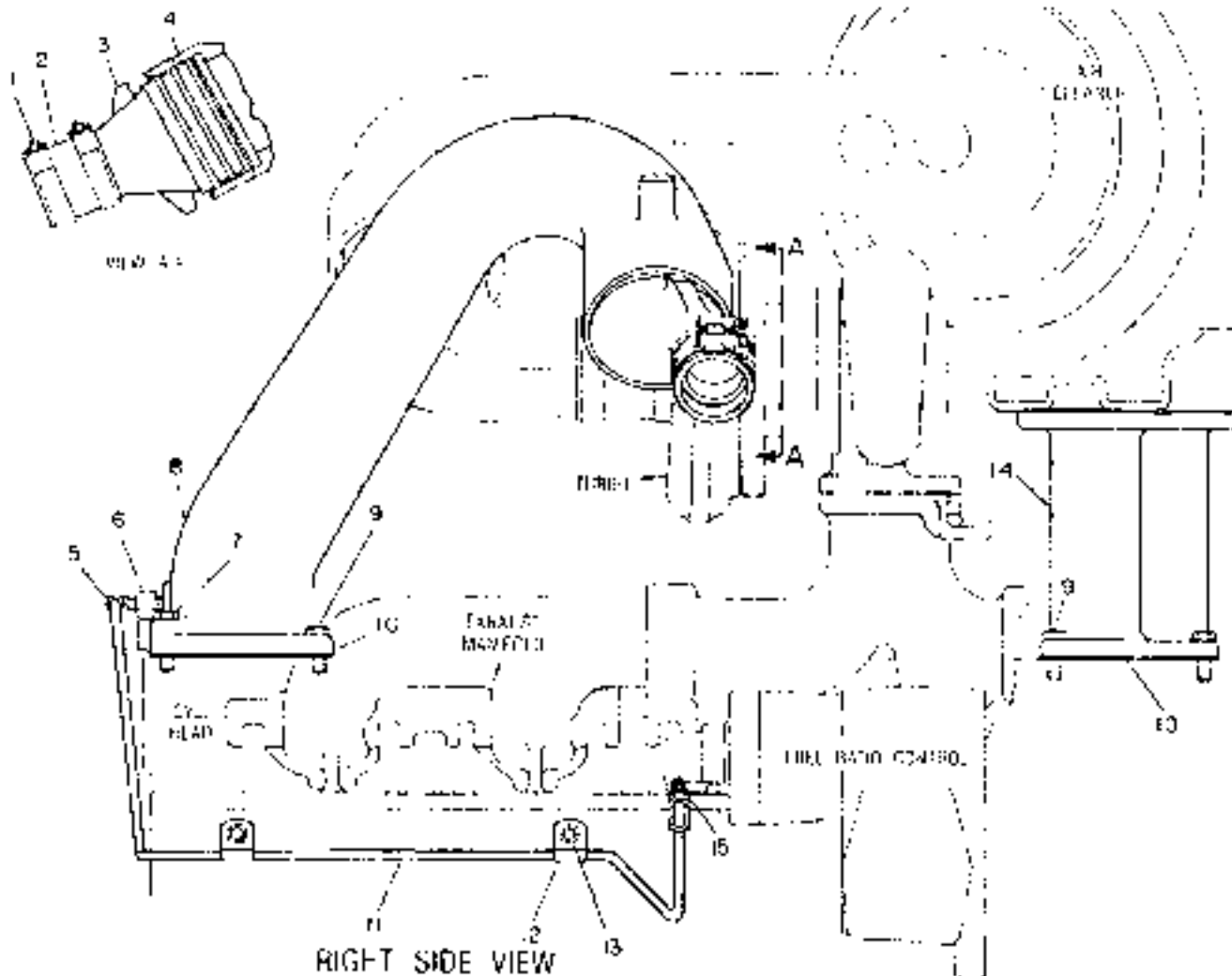
7C-8672 LINES GP-AIR

PIN 2YN1-UP; 3ZN1-UP; 4MN1-UP; 5LN1-UP; 6JN1-UP; 7KN1-UP; 8LN1-UP; 9PN1-UP
PART OF 80-1761, 80-1762, 80-1763 ENGINE AIR

SNCS-1058

100588861

NOTE	REF NO	GRAPHIC REF	PART NUMBER	QTY	PART NAME	SEC PAGE
	1		5P-0597	2	CLAMP	
	2		4W-9216		HOSL-AIR	
	3		7C-8284		ELBOW GULLET	
	4		4I-8337	2	SEAL O RING (21MM ID)	
	5		2H-1287		U KW-FLAHD	
	6		6K-6967		ADAPTER PIPE	
	7		0S-1581	2	BOLT (3/8-16X1.5IN)	
	8		4W-0950		PIPE AIR INLET	
	9		1A-2029	4	BOLT (3/8-16X1.125IN)	
	10		5S-6735	2	GASKET	
	11		7C-8787		THRO AS CONTROL	
	12		2B-2404	2	CLIP (6.35MM ID)	
	13		2H-3755	2	BOLT (5/16-18X.625IN)	
	14		9M-1974	2	WASHER HARD (2MM THK)	
	15		8M-3214	1	SUPPORT AIR CLEANER	
	16		3J-7352		CONNECTION (7/16-20 S/H 1F 1)	
			3J-7354	1	SEAL O RING (8.8MM ID)	



GRAPHIC #1

g0018720

AIR INLET AND EXHAUST SYSTEM

BQ-1775 LINES GP-AIR-CUSTOM

PIN 2YN1-UP; 3ZN1-UP; 4MN1-UP; 5LN1-UP; 6JN1-UP; 7KN1-UP; 8LN1-UP; 9PN1-UP
PART OF 8Q-1771 SHIELD AIR-THERMO

SMCS-1058

101012284

NOTE	PART NUMBER	QTY	PART NAME	SEE PAGE
	55-7379	3	BOLT (3/8" DIA X 1/2")	
	2H-2765	2	BOLT HIGH TEMPERATURE	
	4W-0952	1	BRACKET	
	5P-0598	2	CLAMP	
	7C-0282	1	COUPLING TURBOCHARGER	
	7C-0283	1	ELBOW INLET	
	5P-1263	1	HOSE	
	2H-2766	2	LOCKWASHER (3/8" DIA THD)	
	4W-5538	1	PIPE AS-AIR CLEANER	
	6H-0009	1	RING-METAL SEAL	
	5L-0854	1	RING SEALING	
	5H-7704	2	SEAL-O-RING	
	1W-3089	1	SUPPORT-EXHAUST PIPE	
	5P-1075	3	WASHER-HARD (3/8" DIA)	

AIR INLET AND EXHAUST SYSTEM

113-5368 LINES GP-AIR

S/N 6NC1-UP; 08293150-99999

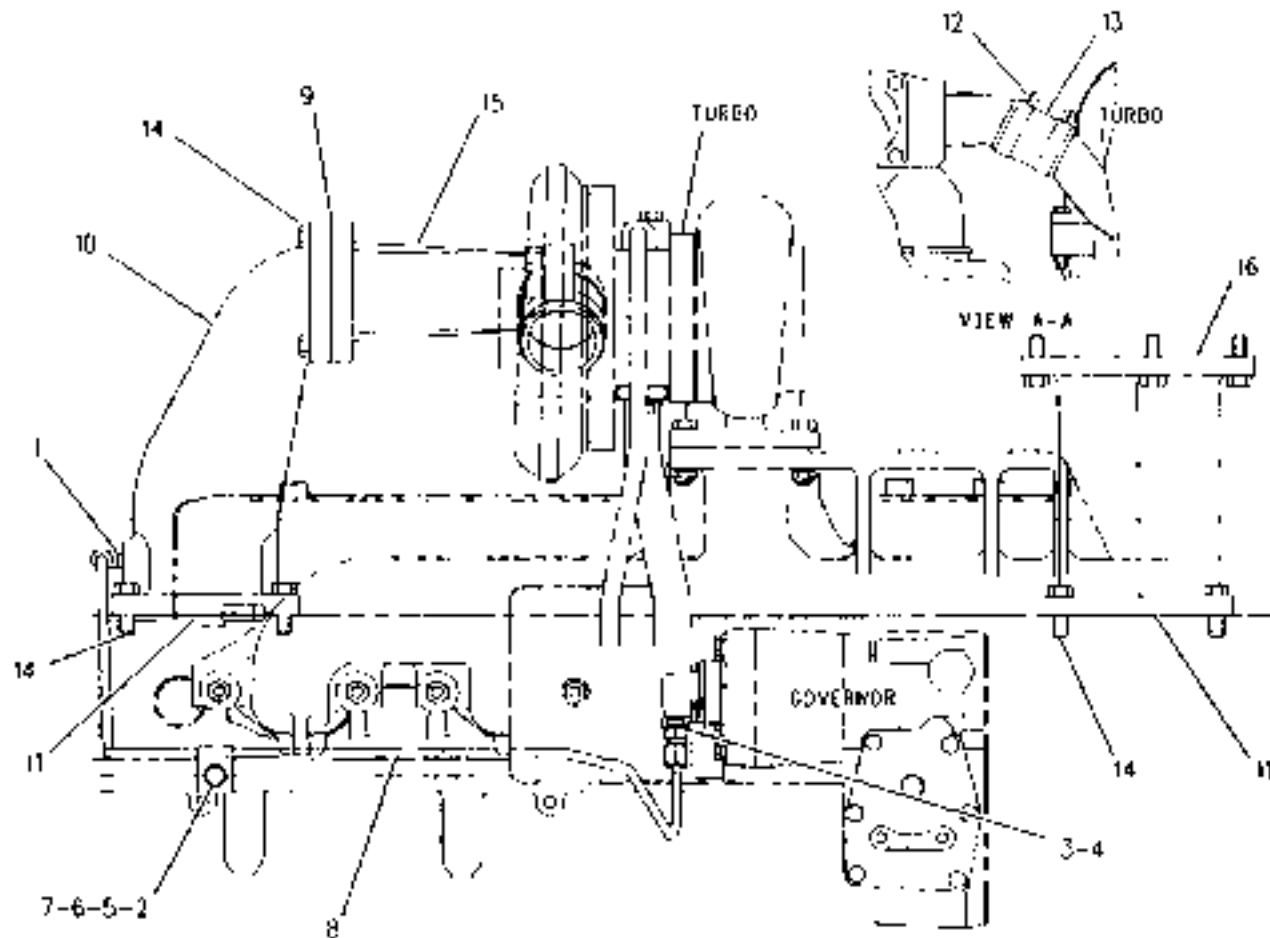
PART OF 108-1078 ENGINE AIR

SMCS-1058

100574993

NOTE	REF NO	GRAPHIC REF	PART NUMBER	QTY	PART NAME	SEE PAGE
	1		2N-1287	1	ELBOW-FLARED	
	2		9M-1974	2	WASHER-HARD (2MM THK)	
	3		3J-7352	1	CONNECTOR (7/10-20 STD THD)	
	4		3J-7354	1	SEAL O-RING (8.92MM ID)	
	5		2B-2404	1	CLIP (0.30MM DIA)	
	6		8A-8563	1	SPACER	
	7		4B-3388	1	BOLT (5/16 18X1.125IN)	
	8		110-0018	1	TUBE AS FUEL RATIO	
	9		1H-7666	1	GASKET	
	10		2P-8062	1	ELBOW-AIR TRANSFER	
	11		5S-6735	2	GASKET	
	12		5P-0597	2	CLAMP	
HI	13		4N-9216	1	HOSE AIR	
	14		1A-2029	10	BOLT (3/8 16X1.125IN)	
	15		6N-0511	1	ELBOW TRANSFER	
	16		8N-3214	1	SUPPORT-AIR CLEANER	

HI USE AS REQUIRED
 I ORDER BY THE CENTRAL I.R.



RIGHT SIDE VIEW

GRAPHIC #1

501013597

AIR INLET AND EXHAUST SYSTEM

6N-0164 MANIFOLD GP-EXHAUST

S/N 6N01-UP; 08Z93150-99999


PART OF 108-1078 ENGINE AR

SMCS-1059

100126351

NOTE	REF NO	GRAPHIC REF	PART NUMBER	QTY	PART NAME	SEE PAGE
	1	1	7N-3486	1	MANIFOLD EXHAUST	
C	2	1	9Y-1979	3	GASKET MANIFOLD	

C CHANGE FROM PREVIOUS TYPE



GRAPHIC #

900101642

AIR INLET AND EXHAUST SYSTEM

7C-8669 MANIFOLD GP-EXHAUST

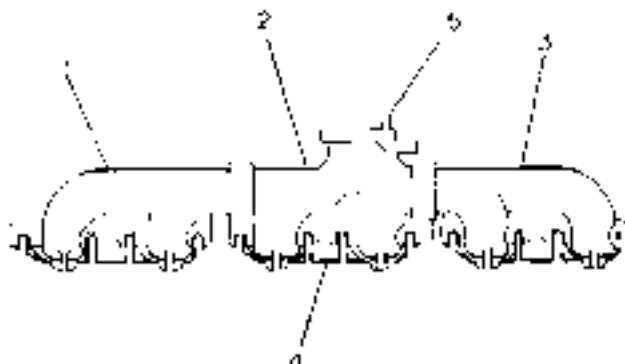
PIN 2YN1-UP; 3ZN1-UP; 4NN1-UP; 5LN1-UP; 6JN1-UP; 7KN1-UP; 8LN1-UP; 9PN1-UP
PART OF 8Q-1761, 8Q-1762, 8Q-1763 ENGINE AIR

SNCS-1059

100588832

NOTE	REF NO	GRAPHIC REF	PART NUMBER	QTY	PART NAME	SEE PAGE
	1	1	7M-6440	1	MANIFOLD EXHAUST	
	2	1	7C-8667	1	MANIFOLD EXHAUST	
	3	1	7M-4472	1	MANIFOLD EXHAUST	
C	4	1	9Y-1979	3	GASKET MANIFOLD	
	5	1	6L-8562	1	STUD-TAPERLOCK 1/8" DIA, 77 IN	

C-CHANGE FROM PREVIOUS TYPE



GRAPHIC #1

(00)200711

AIR INLET AND EXHAUST SYSTEM

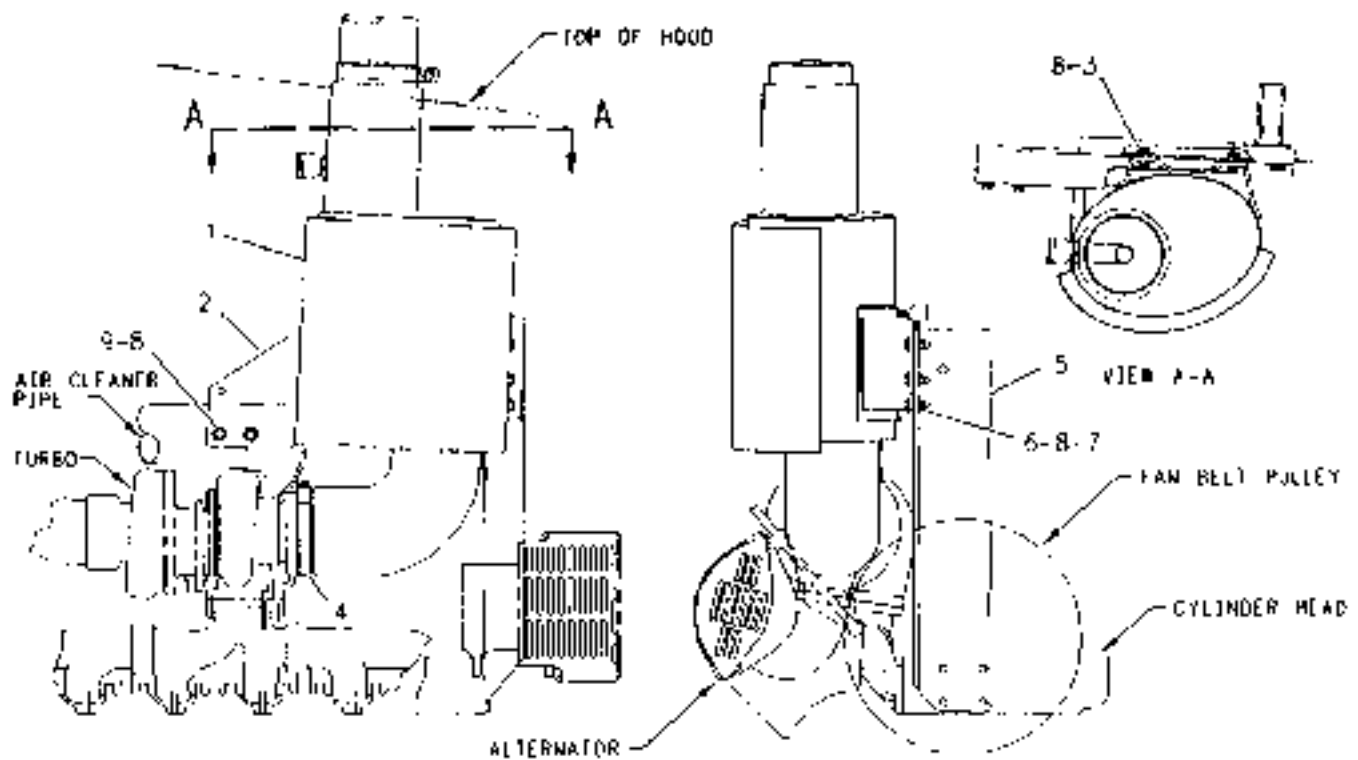
8Q-1773 MUFFLER GP-CUSTOM

PTN 2YN1-UP; 3ZN1-UP; 4MN1-UP; 5LN1-UP; 6JN1-UP; 7KN1-UP; 8LN1-UP; 9PN1-UP
PART OF 8Q-1771 SHIELD AR-THERMO

SMCS-1062

101012280

NOTE	REF NO	GRAPHIC REF	PART NUMBER	QTY	PART NAME	SEE PAGE
	1	1	7C-6444	1	MUFFLER AS	
	2	1	7C-5586	1	BRACKET	
	3	1	1A-2029	4	BOLT (3/8-16X1.25IN)	
	4	1	1W-3088	1	CLAMP	
	5	1	7C-5590	1	SUPPORT	
	6	1	SS-7382	4	NUT (3/8-16X0.92)	
	7	1	6V-8801	3	NUT (3/8-16 THD)	
	8	1	SP-1075	12	WASHER HARD (3MM THK)	
	9	1	SS-7379	2	BOLT (1/2-16X.875IN)	



GRAPHIC #1

900297/02

AIR INLET AND EXHAUST SYSTEM

130-8942 PRECLEANER AR

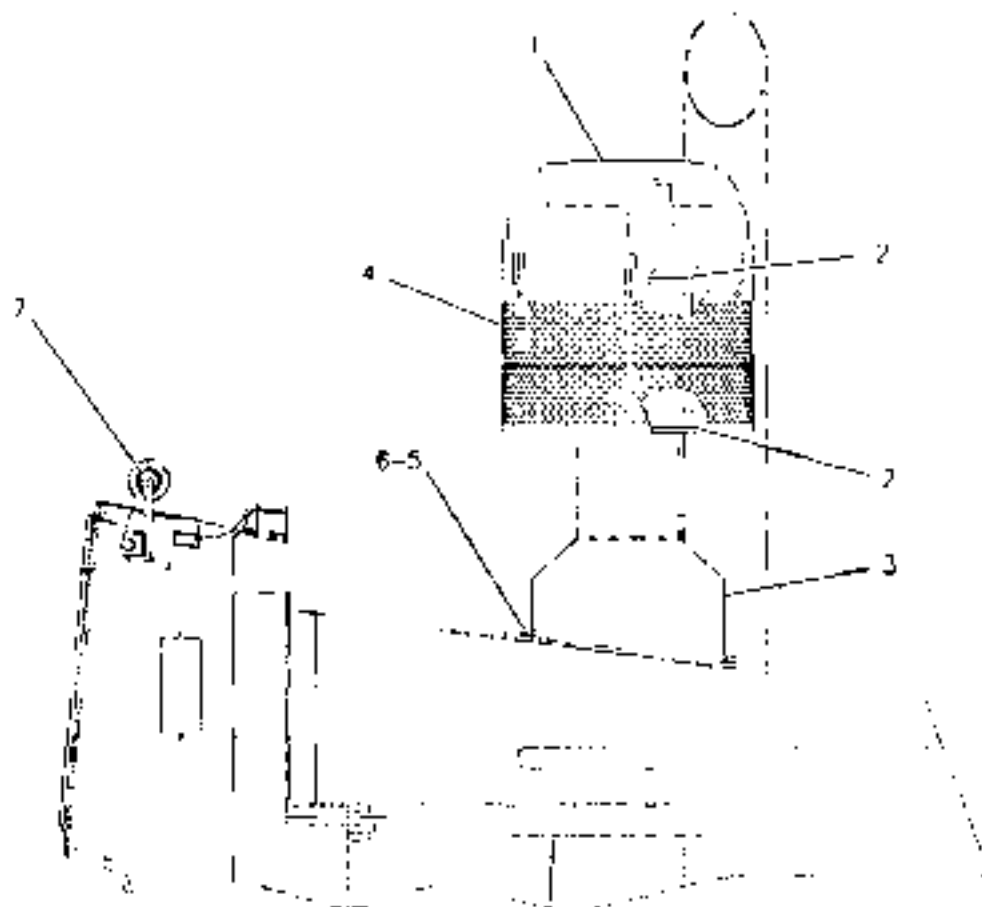
PTN 2YN1-UP; 3ZNI-UP; 4MNI-UP; 5LNI-UP; 6JN1-UP; 7KN1-UP; 8LNI-UP; 9PN1-UP
TURBINE (WITH SCREEN)

SMCS-1055

100956181

NOTE	REF NO	GRAPHIC REF	PART NUMBER	QTY	PART NAME	SEE PAGE
	1	1	142-7071	1	PRECIFANER AS	
		1	130-3280	1	PRECLEANER AS	
	2	1	116-2659	2	DAMPER	
	3	1	154-2379	1	KIT: INSTALLATION (INCLUDES DAMPER, PIPE AS AND PARTS YARKLU J)	
	4	1	153-1277	1	KIT: SCREEN (INCLUDES CLAMP, TUBE, DAMPER, PRESCREEN AND 8 SCREWS)	
X	5	1	4L-6454	4	BOLT (3/8-16X1.0IN)	
X	6	1	8T-4896	4	WASHER HEAD (2.5MM THK)	
Y	7	1	128-3158	1	INDICATOR AR	4903

J INCLUDED IN 154-2379 (INSTALLATION KIT)
Y-SEPARATE ILLUSTRATION



RIGHT SIDE VIEW

GRAPHIC #1

g00497433

AIR INLET AND EXHAUST SYSTEM

130-8943 PRECLEANER AR

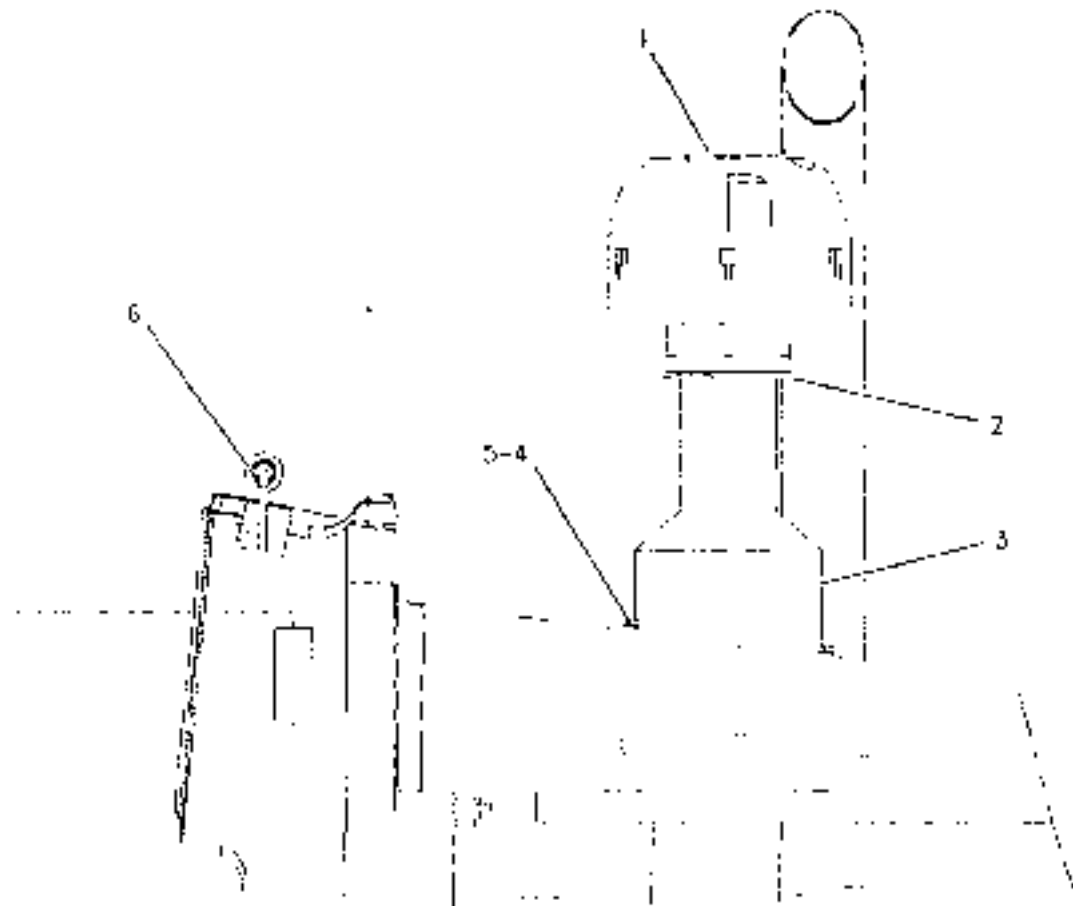
PIN 2YN1-UP; 3ZN1-UP; 4NN1-UP; 5LN1-UP; 6JN1-UP; 7KN1-UP; 8LN1-UP; 9PH1-UP
TURBINE (NO SCREEN)

SMCS-1055

100950354

NOTE	REF NO	GRAPHIC REF	PART NUMBER	QTY	PART NAME	SFE PAGE
	1	1	143-1221	1	PRECLEANER AS	
		1	130-3280	1	PRECLEANER AS	
	2	1	116-2659	1	DAMPER	
	3	1	154-2379	1	KIT INSTALLATION (INCLUDES DAMPER, PIPE AS AND PARTS MARKED J)	
J	4	1	4L 8454	4	BOLT (3/8 16X1.01N)	
J	5	1	8T-4896	4	WASHER HARD (2 5/8 1FK)	
Y	6	1	128-3158	1	INDICATOR AS	495

J-INCLUDED IN 154-2379 INSTALLATION KIT
Y-SEPARATE ILLUSTRATION



RIGHT SIDE VIEW

GRAPHIC #1

QU0466740

AIR INLET AND EXHAUST SYSTEM

8Q-1768 SHIELD AR-THERMO-CUSTOM

PIN 2YN1-UP; 3ZN1-UP

INSTALLATION-ENGINE-LAMINATED

PART OF 131-0696 SHIELD AR-THERMO

SMCS-1067, 1073

101012244

NOTE	PART NUMBER	QTY	PART NAME	SEE PAGE
Y	8Q-1767	1	ENGINE AR-CUSTOM	7
Y	8Q-1771	1	SHIELD AR-THERMO	119
	1A-8252	1	END ADJUSTMENT ROD	
	2K-0400	1	END YOKE ROD	
	110-2908	1	LEVER-GOVERNOR	
	6V-8183	2	NUT FULL (3/8-24 THD)	
	6I-9380	1	ROD	
	3E-4374	2	STUD	

Y SEPARATE ILLUSTRATION

AIR INLET AND EXHAUST SYSTEM

8Q-1769 SHIELD AR-THERMO-CUSTOM

PIN 6LN1-UP; 9PN1-UP

INSTALLATION-ENGINE-LAMINATED

PART OF 131-0699 SHIELD AR-THERMO

SMCS-1067, 1073

id1012268

NOTE	PART NUMBER	QTY	PART NAME	SEE PAGE
Y	8Q-1767	1	ENGINE AR-CUSTOM	2
Y	8Q-1771	1	SHIELD AR-THERMO	119
	1A-9252	1	END-ADJUSTMENT ROD	
	2K-0400	1	END-YOKE HOE	
	110-2906	1	LEVEL-GOVERNOR	
	6V-8183	2	NUT FULL (2 1/2 24 THD)	
	6I-9380	1	HOE	
	3E-4074	2	STUD	

Y SEPARATE ILLUSTRATION

AIR INLET AND EXHAUST SYSTEM

8Q-1770 SHIELD AR-THERMO-CUSTOM

PIN 4MN1-UP; 5LN1-UP; 6JN1-UP; 7KN1-UP

INSTALLATION-ENGINE-LAMINATED

PART OF 131-0698 SHIELD AR-THERMO

SMCS-1067, 1073

i01012270

NOTE	PART NUMBER	QTY	PART NAME	SEE PAGE
Y	8Q-1753	1	ENGINE AR-CUSTOM	9
Y	8Q-1770	1	SHIELD AR-THERMO	119
	1A-9252	1	END ADJUSTMENT ROD	
	2K-0400	1	END YOKE ROD	
	110-2908	1	LEVER GOVERNOR	
	6V-8183	2	NUT-THIN (1/8" 24 TH)	
	6T-9380	1	ROD	
	3E-4374	2	SHIM	

* SEPARATE ILLUSTRATION

AIR INLET AND EXHAUST SYSTEM

8Q-1771 SHIELD AR-THERMO-CUSTOM

PIN 2YN1-UP; 3ZNI-UP; 4NN1-UP; 5LN1-UP; 6JN1-UP; 7KH1-UP; 8LN1-UP; 9PN1-UP

INSTALLATION-ENGINE-LAMINATED-TRACTOR PARTS

PART OF 8Q-1768, 8Q-1769, 8Q-1770 SHIELD AR-THERMO

SMCS-1067, 1073

101012276

NOTE	PART NUMBER	QTY	PART NAME	SEE PAGE
Y	8Q-1772	1	AIR CLEANER GP	101
Y	8Q-1774	1	DUST EJECTOR GP	103
Y	8Q-1776	1	LINES GP WATER	92
Y	8Q-1775	1	LINES GP AIR	109
Y	8Q-1773	1	SHIELD GP	113
Y	8Q-1777	1	SHIELD GP TURBOCHARGER	124
Y	8Q-1778	1	TANK GP WATER	98

Y SEPARATE ILLUSTRATION

AIR INLET AND EXHAUST SYSTEM

131-0696 SHIELD AR-CUSTOM

PIN 2YN1-UP; 3ZN1-UP
LAMINATED THERMAL

SMCS-1067, 1073

i01009521

NOTE	PART NUMBER	QTY	PART NAME	SEC PAGE
Y	80-1758	1	SHIELD AR THROU	116
	131-0694	1	HOOD AS	
	126-7976	2	HANDHOE D	
	1F-0750	10	WEL WELD (3/8 16 UNF)	
	3J-5169	1	WEL (5/8-11 UNF)	

Y-SEPARATE ILLUSTRATION

AIR INLET AND EXHAUST SYSTEM

131-0698 SHIELD AR-CUSTOM
PIN 4MN1-UP; 5LN1-UP; 6JN1-UP; 7KN1-UP
LAMINATED THERMAL

SMCS-1067, 1073

i01009523

NOTE	PART NUMBER	QTY	PART NAME	SEE PAGE
Y	80-1770	1	SHIELD AR-THERMC	118
	131-0694	1	HOUD AS	
	126-7975	2	HANDHOLD	
	1F-0750	13	NUT WELD (3/8-16 THU)	
	3J-5169	1	NUT (5/8 1" THU)	

Y-SEPARATE ILLUSTRATION

AIR INLET AND EXHAUST SYSTEM

131-0699 SHIELD AR-CUSTOM

PIN BLK1-UP; SPN1-UP
LAMINATED THERMAL

SMCS-1067, 1073

i01009524

NOTE	PART NUMBER	QTY	PART NAME	SEE PAGE
Y	90-1769	1	SHIELD AP (THE PRT)	117
	131-0694	1	HOOD AS	
	126-7975	2	HANDHOLD	
	1F-0750	13	NUT WELD (3/8 16 TID)	
	3J-5169	1	NUT (5/8 11 TID)	

Y SEPARATE ILLUSTRATION

AIR INLET AND EXHAUST SYSTEM

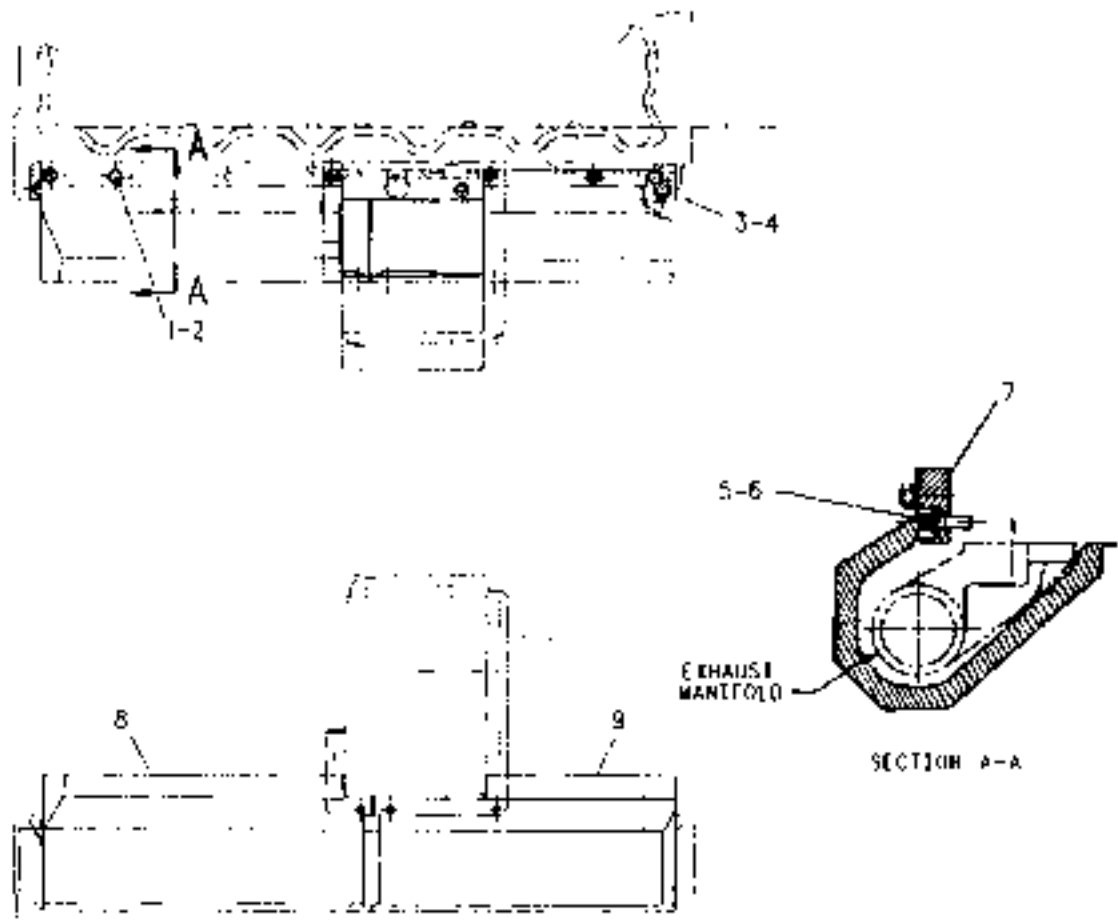
8Q-1842 SHIELD GP-MANIFOLD-CUSTOM

PIN 2YN1-UP; 3ZNI-UP; 4MNI-UP; 5LNI-UP; 6JNI-UP; 7KNI-UP; 8LNI-UP; 9PNI-UP
PART OF 8Q-1761, 8Q-1762, 8Q-1763 ENGINE AIR

SMCS-1067

101015174

NOTE	REF NO	GRAPHIC REF	PART NUMBER	QTY	PART NAME	SEE PAGE
	1		US-1617	2	BOLT 15/16 18X (5IN)	
	2		SP-4116	2	WASHER (2MM THK)	
	3		9M-6590	1	BOLT 12 POINT HEAD (1/2 13X1.0LN)	
	4		SP-7213	1	WASHER HARD (2MM THK)	
	5		1T-0766	3	BOLT 15/16 18X (OUTN)	
	6		3V-2431	2	WASHER (2.0MM THK)	
	7		7E-8529	1	HAIR	
	8		90-3735	1	SHIELD AS MANIFOLD	
			4K-9097	1	NUT WELD (5-16-18 THD)	
	9		7C-2214	1	SHIELD AS MANIFOLD	
			6V-5044	1	NUT WELD	



GRAPHIC #1

90CS8/740

AIR INLET AND EXHAUST SYSTEM

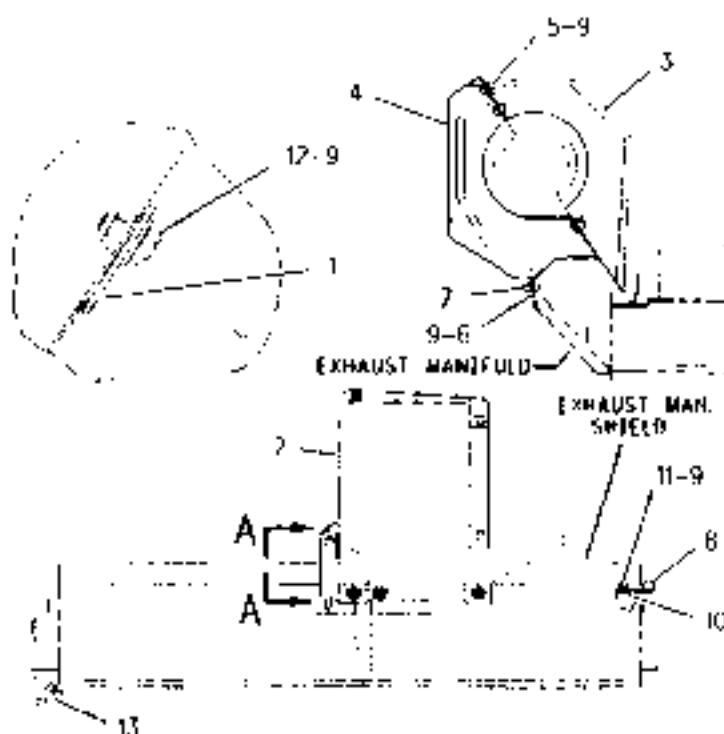
8Q-1777 SHIELD GP-TURBOCHARGER-CUSTOM

PIN 2YM1-UP; 3ZM1-UP; 4MM1-UP; 5LM1-UP; 6JM1-UP; 7KM1-UP; 8LM1-UP; 9PM1-UP
PART OF 8Q-1771 SHIELD AIR-THERMO

SMCS-1073

100697596

NOTE	REF NO	GRAPHIC REF	PART NUMBER	QTY	PART NAME	SEE PAGE
	1	1	3M-9669	1	PLATE	
	2	1	7C-8658	1	SHIELD AS TURBOCHARGER	
		1	6V-5044	1	NUT WELD	
	3	1	7C-8659	1	SHIELD AS TURBOCHARGER	
		1	6V-5044	3	NUT WELD	
	4	1	7C-5893	1	SHIELD	
	5	1	5K-0906	3	BOLT (5/16-18X0.63IN)	
	6	1	6V-8189	3	NUT (5/16-18 FID)	
	7	1	6V-2712	3	STUD	
	8	1	6K-8178	1	CLIP (15.86MM ID)	
	9	1	5P-4116	8	WASHER (2MM THK)	
	10	1	0S-2307	1	SPACER PAWL	
	11	1	6V-8918	1	BOLT (5/16-18X1.25IN)	
	12	1	4M-6425	1	BOLT (5/16-18X1IN)	
	13	1	4P-8134	1	CLIP (10.5MM TD)	



GRAPHIC #1

100290838

AIR INLET AND EXHAUST SYSTEM

8Q-1757 TURBOCHARGER GP

PIN 2YM1-UP; 3ZM1-UP; 4MM1-UP; 5LN1-UP; 6JM1-UP; 7KN1-UP; 8LN1-UP; 9PM1-UP

PART OF 8Q-1761, 8Q-1762, 8Q-1763 ENGINE AIR

SMCS-1052, 1053, 1056, 1060, 1065, 1066, 1077

x00697573

NOTE	PART NUMBER	QTY	PART NAME	SEE PAGE
Y	129-4594	1	TURBOCHARGER GP	128
	7L-3195	3	BOLT (3/8 16X 3/4)	
	1P-0451	1	GASKET-TURBOCHARGER	
	2W-2766	4	LOCKNUT (3/8 16 F-D)	

Y SEPARATE ILLUSTRATION

AIR INLET AND EXHAUST SYSTEM

113-5340 TURBOCHARGER GP

S/N 6NC1-UP; 08293150-99999

PART OF 108-1078 ENGINE AR

SMCS-1052, 1053, 1056, 1060, 1065, 1066, 1077

100124477

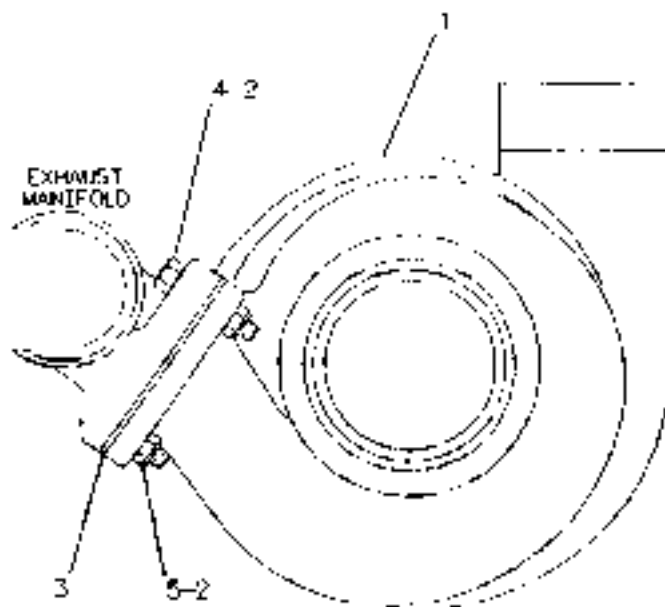
NOTE	REF NO	GRAPHIC REF	PART NUMBER	QTY	PART NAME	SEC PAGE
YP	1	1	113-7919	1	TURBOCHARGER GP	127
	2	1	2N-2786	4	LOCKNUT (3/8-16 NPTF THD)	
	3	1	1P-0451	1	GASKET TURBOCHARGER	
	4	1	9L-2285	2	BOLT HIGH TEMPERATURE (3/8 16X 1 1/2 IN)	
	5	1	7L-6443	2	BOLT (3/8 16X2.75 IN)	
DA		1	5P-3931		COMPOUND THREAD	

A. NOT PART OF THIS GROUP

H. USE AS REQUIRED

R. REFER PART MAY BE AVAILABLE

Y. SEPARATE ILLUSTRATION



GRAPHIC #1

900103063

AIR INLET AND EXHAUST SYSTEM

113-7919 TURBOCHARGER GP+R

S/N 6NC1-UP; D8Z93150-99999

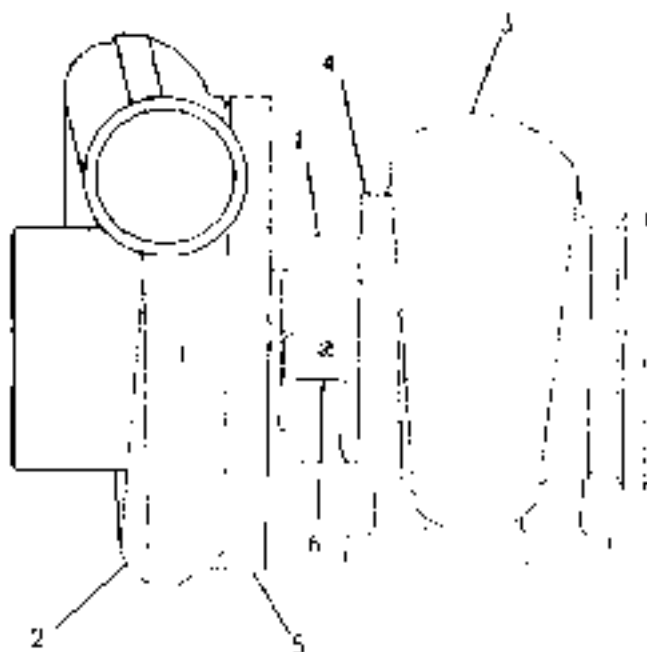
PART OF 113-5340 TURBOCHARGER GP

SMCS-1052, 1053, 1056, 1060, 1065, 1066, 1077

100575007

NOTE	REF NO	GRAPHIC REF	PART NUMBER	QTY	PART NAME	SEC PAGE
R	1	1	113-8315	1	CARTRIDGE OF TURBOCHARGER	
	2	1	113-8317	1	COVER COMPRESSOR	
	J	1	113-8316	1	HOUSING TURBINE	
	4	1	7C-9532	1	CLAMP AS	
	5	1	7C-9538	1	CLAMP AS-COMPRESSOR	
	6	1	1W-4795	1	PLATE IDENTIFICATION	
		1	9W-3710	1	SCREW TAPPING	

R. REF'S PART MAY BE AVAILABLE



GRAPHIC #1

00108557

AIR INLET AND EXHAUST SYSTEM

129-4534 TURBOCHARGER GP

PIN 2YN1-UP; 3ZN1-UP; 4NN1-UP; 5LN1-UP; 6JN1-UP; 7KN1-UP; 8LN1-UP; 9PN1-UP
PART OF 80-1757 TURBOCHARGER GP

SMCS-1052, 1053, 1056, 1060, 1065, 1066, 1077

100697562

NOTE	PART NUMBER	QTY	PART NAME	SEE PAGE
VII	775-5894	1	CARTERIDGE GP-TURBOCHARGER	112
	7C-953B	1	CLAMP AS COMPRESSOR	
	7C-9532	1	CLAMP AS	
	113-8317	1	COVER-COMPRESSOR	
	113-8316	1	HOUSING-TURBINE	
	1W-4795	1	PLATE IDENTIFICATION	
	8H-3710	1	SCREW TAPPING	

THIS PART MAY BE AVAILABLE
BY SEPARATE ILLUSTRATION

FUEL SYSTEM

111-5162 CONTROL GP-FUEL RATIO

PIN 2YN1-UP; 3ZM1-UP; 4MN1-UP; 6LK1-UP; 6JN1-UP;
7KN1-UP; 8LN1-UP; 9PN1-UP. S/N 6NC1-UP; 08Z93150-99999
PART OF 111-3768 PUMP GP-GOV & FUEL INJ

SMCS-1278

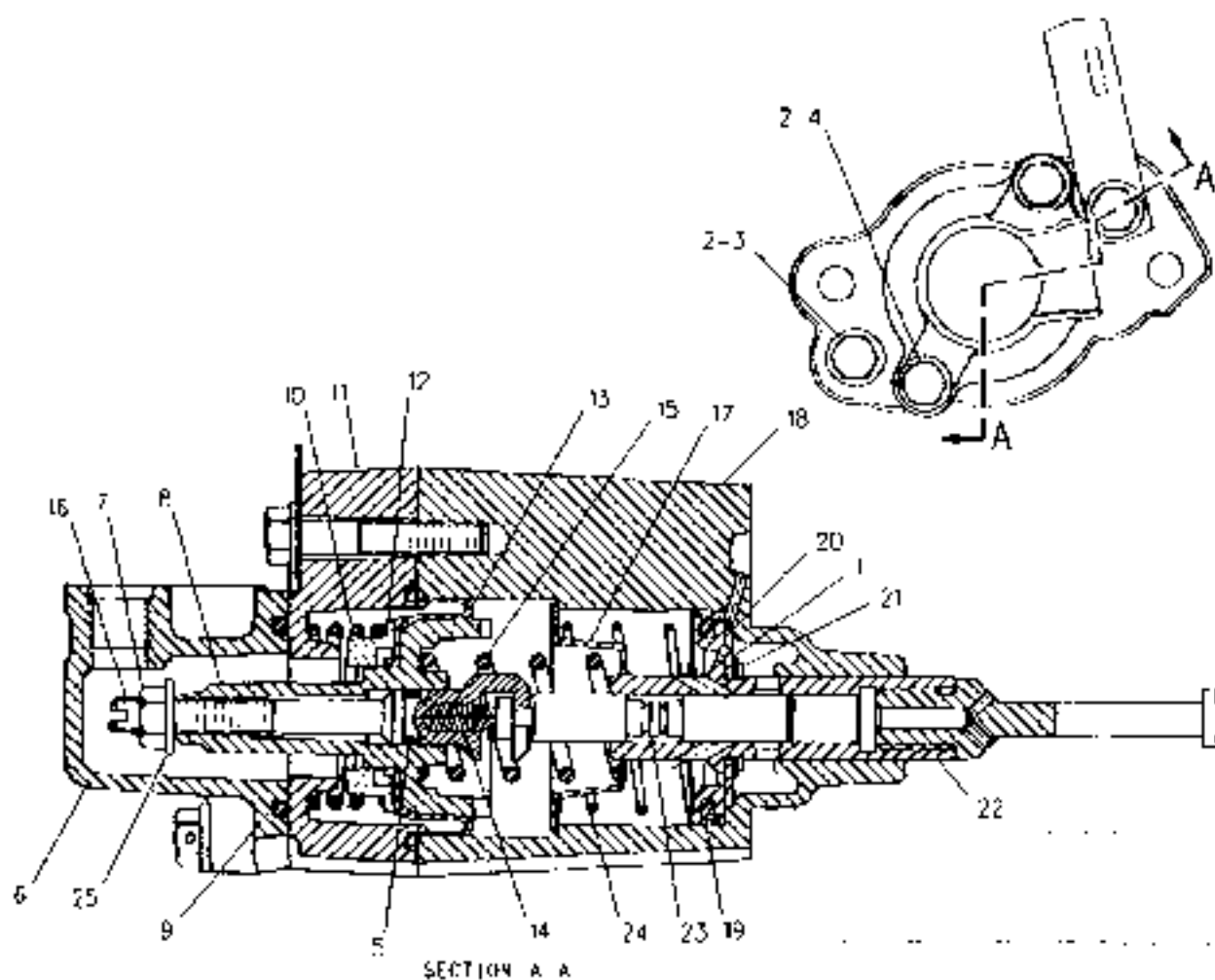
101015129

NOTE	REF NO	GRAPHIC REF	PART NUMBER	QTY	PART NAME	SEE PAGE
	1		2W-9315	2	WASHER-SPRING	
	2		5P-0537	4	WASHER (2MM THK)	
	3		2A-5546	2	BOLT (1/4 20X1.375IN)	
	4		5P-6945	2	BOLT (1/4 20X1.25IN)	
	5		3E-6760	1	SEAL O RING (7.50MM ID)	
	6		4P-7274	1	COVER	
	7		9S-8748	1	NOI TILL (1/4-28 TID)	
	8		4W-0924	1	RETAINER	
	9		5P-8210	1	SEAL O RING (31.34MM ID)	
	10		7W-2826	1	SPRING	
	11		4P-7275	1	COVER	
	12		106-6493	1	WASHER (35MM OD)	
	13		151-4552	1	DIAPHRAGM	
	14		9H-1754	1	SPRING	
	15		7W-2828	1	SPRING	
	16		7W-2015	1	EXTENSION-VALVE	
	17		7H-9035	1	DIAPHRAGM	
	18		7H-9062	1	HOUSING	
	19		8N-5763	1	SEAL	
	20		8N-5764	1	PISTON	
	21		8F-4610	1	RING-RETAINING	
	22		2W-9316	1	VALVE AS	
	23		9Y-8088	1	VALVE INTERNAL	
	24		8N-5765	1	SPRING	
	25		115-3358	1	WASHER (12.7MM OD)	

FUEL SYSTEM

111-5162 CONTROL GP-FUEL RATIO (contd.)

101015129



GRAPHIC #1

900.00775

FUEL SYSTEM

7C-8993 FASTENER GP-FUEL INJ PUMP

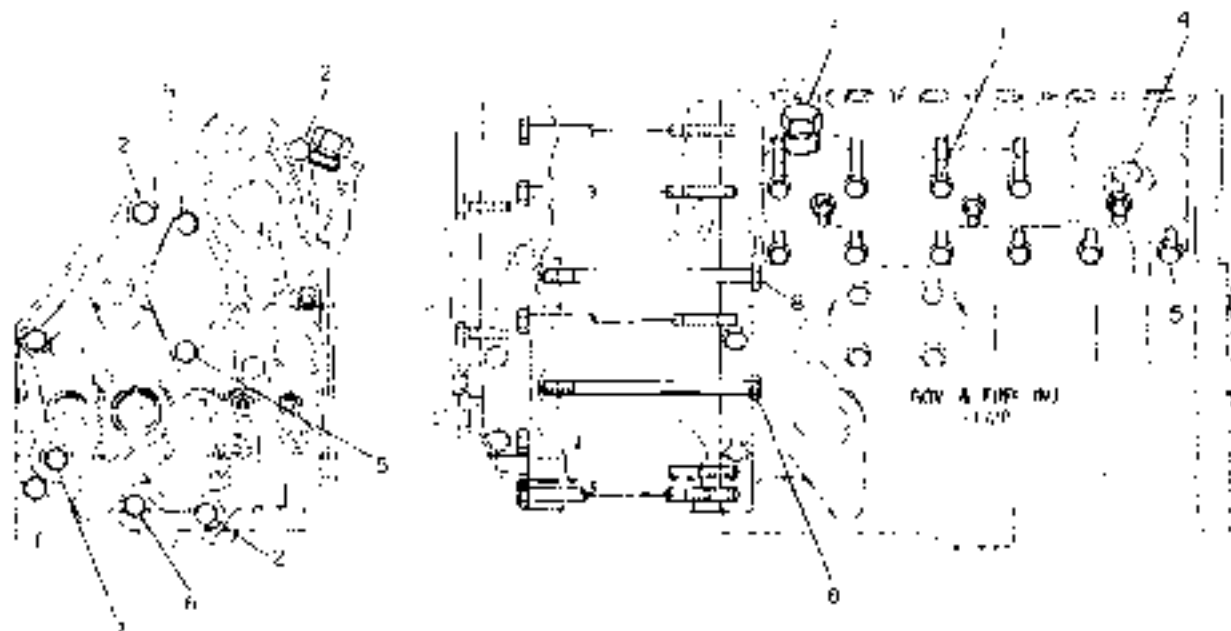
PIN 2YK1-UP; 3ZK1-UP; 4MK1-UP; 5LK1-UP; 6JK1-UP;
7KN1-UP; 8LN1-UP; 9PN1-UP. S/N 6NC1-UP; 08293150-99999
PART OF 111-3768 PUMP GP-GOV & FUEL INJ

SMCS-1251

100126563

NOTE	REF NO	GRAPHIC REF	PART NUMBER	QTY	PART NAME	SEE PAGE
	1	1	8B-2377	4	BOLT (1/4 20X2IN)	
	2	1	4N-1761	4	BOLT (1/4 20XB.5IN)	
	3	1	9S-4191	1	PLUG O RING (9/16 ID THD)	
	4	1	0S-1614	3	BOLT (1/4 20X 5IN)	
C	5	1	4F-7957	4	BOLT (1/4 20XB.75IN)	
	6	1	2S-7383	1	BOLT	
	7	1	8F-8178	2	BOLT (1/4 20X3.25IN)	
	8	1	6B-4198	2	BOLT (1/4 20X4.19IN)	

C CHANGE FROM PREVIOUS TYPE



GRAPHIC #1

g0010813d

FUEL SYSTEM

1W-1690 FILTER GP-PRIMARY FUEL

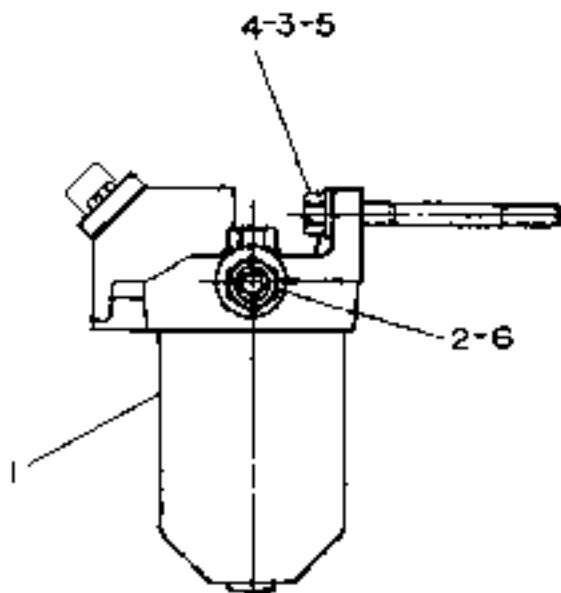
PIN 4MH1-UP; 5LN1-UP; 6JN1-UP; 7KN1-UP;
 8LN1-UP; 9PN1-UP. S/N 6NC1-UP; 08293150-99999
 PART OF 108-1078, 80-1762, 80-1763 ENGINE AIR

SMCS-1260, 1261

i00575939

NOTE	REF NO	GRAPHIC REF	PART NUMBER	QTY	PART NAME	SFE PAGE
Y	1	1	1W-5685	1	FILTER GP PRIMARY FUEL	134
	2	1	030-6194	1	CONNECTOR FLARE D	
	3	1	05-1588	1	BOLT (3/8-16X1.25IN)	
	4	1	85-9191	1	BOLT (3/8-16X4IN)	
	5	1	5M-2894	2	WASHER (2 5MM THK)	
	6	1	2M-9780	1	SEAL-O-RING (19.18MM ID)	

Y-SEPARATE ILLUSTRATION



GRAPHIC #1

i00221500

FUEL SYSTEM

1W-5686 FILTER GP-PRIMARY FUEL

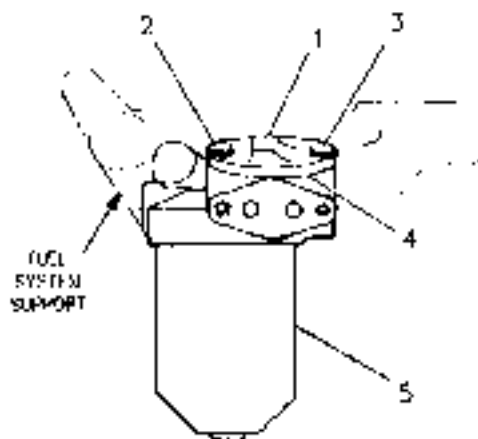
PIN 4MN1-UP; 5LN1-UP; 6JN1-UP; 7KN1-UP; 8LN1-UP; 9PN1-UP. S/N 08Z93150-99999
PART OF 1W-1690 FILTER GP-PRIMARY FUEL

SMCS-1260, 1261

101014254

NOTE	REF NO	GRAPHIC REF	PART NUMBER	QTY	PART NAME	SEE PAGE
	1	1	6M-4414	1	COVER FUEL FILTER	
	2	1	1B-2790	1	HOE (1.5710, 18X1, 37.5IN)	
		1	9M-1974	1	WASHER-HARD (2MM THK)	
	3	1	7B-2742	1	DOLE (1.74X1, 29IN)	
		1	5P-0537	1	WASHER (2MM THK)	
	4	1	1P-0436	1	GASKET (PRIMING PUMP)	
Y	5	1	1W-0257	1	FILTER GP PRIMARY FUEL	135

Y SEPARATE ILLUSTRATION



GRAPHIC #1

300108-032

FUEL SYSTEM

1W-6351 FILTER GP-PRIMARY FUEL

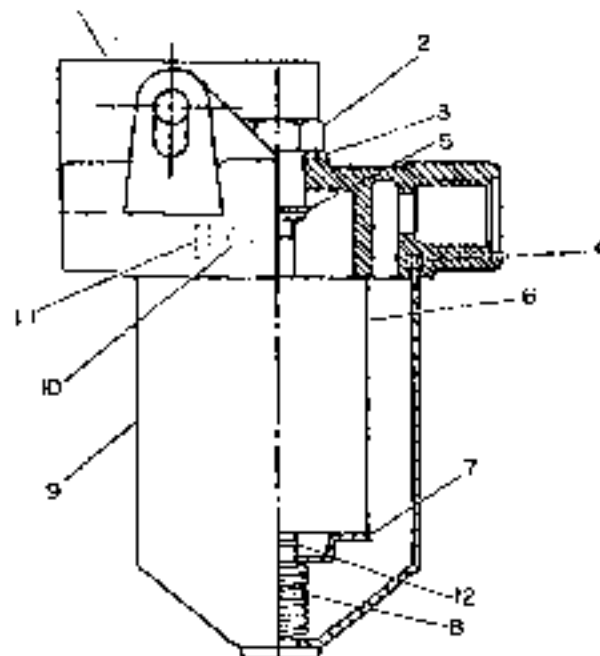
PIN 4M1-UP; 5L1-UP; 6J1-UP; 7K1-UP; 8L1-UP; 9P1-UP. S/N 0B293150-99999

PART OF 1W-5686 FILTER GP-PRIMARY FUEL

SMCS-1260, 1261

100131379

NOTE	REF NO	GRAPHIC REF	PART NUMBER	QTY	PART NAME	SEE PAGE
					1 2 3 4 5 6 7 8 9 10 11 12	
	1	1	8N-0803	1	BASE FILTER	
	2	1	8H-2007	1	NUT	
	3	1	2J-0157	1	SEAL O-RING (15.472M ID)	
	4	1	8H-2778	1	GASKET	
	5	1	1L-3789	1	RING RETAINING	
	6	1	9M-2341	1	ELEMENT AS FUEL FILTER	
	7	1	7H-9678	1	RETAINED ELEMENT	
	8	1	75-9323	1	SPRING	
	9	1	8H-2810	1	CASE AS FILTER	
	10	1	95-8003	2	PLUG O-RING (1/2 20 THD)	
		1	1J-9671	2	SEAL O-RING (10.528M ID)	
	11	1	7E-5346	1	VALVE AS	
	12	1	2H-3429	1	RING RETAINING	



GRAPHIC #1

900106224

FUEL SYSTEM

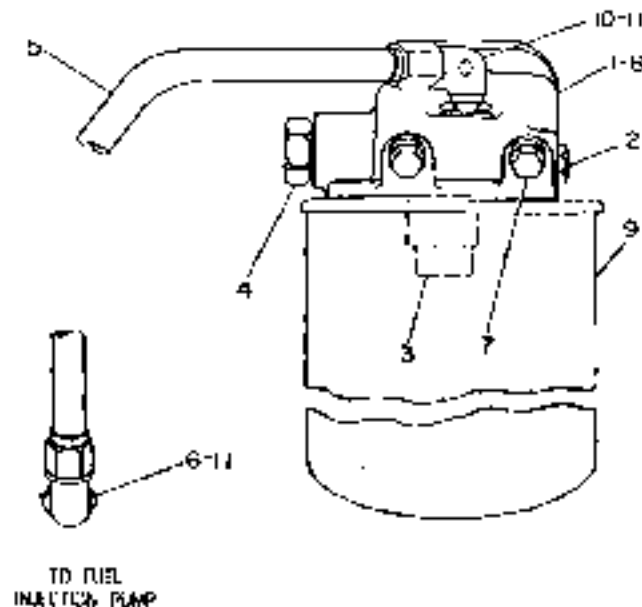
7W-5156 FILTER GP-SECONDARY FUEL

PIN 4NN1-UP; 5LN1-UP; 6JN1-UP; 7KN1-UP;
 8LN1-UP; 9PN1-UP. S/N 6NC1-UP; 08Z93150-99999
 PART OF 10B-1078, 8Q-1762, 8Q-1763 ENGINE AR

SKCS-1261

100574835

NOTE	REF NO	GRAPHIC REL	PART NUMBER	QTY	PART NAME	SEE PAGE
	1	1	7N-9519	1	BASE AS FUEL FILTER	
	2	1	5M-6214	1	PLUG PIPE (1/8-27 THU)	
	3	1	9S-4187	1	STUD-FOLLOW	
	4	1	9S-4191	1	PLUG-O-RING (9/16-18 THU)	
		1	3J-1907	1	SEAL O-RING (11.89MM ID)	
	5	1	7W-5220	1	TURN AS SECONDARY	
	6	1	030-7947	1	FLEW (9/16 18 STR THU)	
	7	1	6B-4198	2	BOLT (1/4-20X4.191N)	
		1	5P-0537	2	WASHER (2MM THK)	
	8	1	7N-9520	1	GASKET FILTER BASE	
	9	1	1R-0750	1	FILTER AS FLU	
	10	1	5P-4289	1	FLEW O-RING	
	11	1	3J-1907	2	SEAL O-RING (11.89MM ID)	



GRAPHIC #1

y00160327

FUEL SYSTEM

2W-2410 GOVERNOR GP

PIN 2YN1-UP; 3ZN1-UP; 4MN1-UP; 5LN1-UP; 6JN1-UP;
7KN1-UP; 8LN1-UP; 9PN1-UP. S/M 6NC1-UP; 0BZ93150-99999
PART OF 111-3768 PUMP GP-GOV & FUEL INJ

SMCS-1264

i00773651

NOTE	REF NO	GRAPHIC REF	PART NUMBER	QTY	PART NAME	1	2	3	4	5	6	IN/OUT LEVEL	SEE
													PAGE
C	1	1	1W-6523	1	PLUG O-RING								
C	2	1	8N-3259	1	COVER-HIGH IDLE								
C		1	6T-2003	1	GASKET								
C	3	1	7N-2594	1	SETScrew SLOTTED								
C		1	7H-8775	1	NUT-HIGH IDLE								
C	4	1	5P-6945	2	BOLT (1/4-20X1.251N)								
		1	5P-0537	2	WASHER (2MM THK)								
C	5	1	3J-7354	1	SEAL O-RING (8.92MM ID)								
C	6	1	4N-5485	1	BODY VALVE								
C		1	5F-9144	1	SEAL O-RING (17.65MM ID)								
C	7	1	4N-5484	1	VALVE-NEEDLE								
C		1	8H-8891	1	SEAL-O-RING (2.9MM ID)								
C	9	1	0S-1616	6	BOLT (1/4-20X1 IN)								
C	10	1	7N-8780	1	COVER AS CONTROL								
C	11	1	5P-3272	1	SEAL-LIP								
C	12	1	150-3728	1	GASKET GOVERNOR								
C	13	1	3P-0009	1	INSULATOR-STUD								
C		1	1P-2497	2	BOLT-HEAD								
		1	8T-0328	2	WASHER-HARD (1MM THK)								
C	14	1	8N-3258	1	COVER-LOAD STOP								
C		1	6T-2004	1	GASKET								
	15	1	8D-3697	1	BOLT								
	16	1	6L-5897	2	BOLT (1/4-20X1.51N)								
	17	1	2W-6104	1	BLOCK AS-STOP								
		1	2W-6103	1	COVER								
	18	1	1W-4243	1	SPRING-DAMPEN								
	19	1	8N-2488	1	BOLT-LOAD STOP								
	20	1	8N-3256	1	COLLAR-LOAD STOP								
	21	1	8L-5832	1	NUT-HEX (10-32 THU)								
	22	1	9Y-4701	1	SETScrew SOCKET (34.92MM LG)								
	23	2	2P-9556	1	WASHER								
	24	2	1H-3800	1	SLEEVE-RACK CONTROL								
	25	2	6N-3504	1	SEAL GOVERNOR SPRING								
	26	2	2W-2216	1	SPRING-LINK								
	27	2	2M-7819	2	RING-RETAINING								
	28	2	1N-3802	1	SEAL-SPRING								
	29	2	8N-2507	1	PISTON AS-SERVO								
		2	8N-2505	1	VALVE GOV. RNDR SERVO								
		2	7N-7271	1	LEVER-CONTROL								
		2	3G-3835	1	PIN								
C	30	2	1W-4098	1	PISTON GOVERNOR SERVO								
C	31	2	7W-0250	1	SLEEVE								
	32	2	5P-9757	1	SEAL O-RING (18.77MM ID)								
	33	2	031-0216	3	BOLT (1/4-20X.751N)								
	34	2	4N-2983	1	LOCKRING								
	35	2	7E-4892	2	RACE-THRUST BEARING								
	36	2	7N-7219	1	BEARING-THUS								
	37	2	4W-8868	1	RISE-GOVERNOR								
	38	2	2N-0828	2	WASHER								
	39	2	8N-2485	1	HOUSING AS-GOVERNOR								
		2	8S-8814	4	PIN								
		2	4F-6024	2	PIN								
	40	2	8N-2503	1	DASHPOT AS GOV. RNDR								
		2	4N-6407	1	SPOOL-DASHPOT								
		2	4N-6406	1	RING-SPACER								

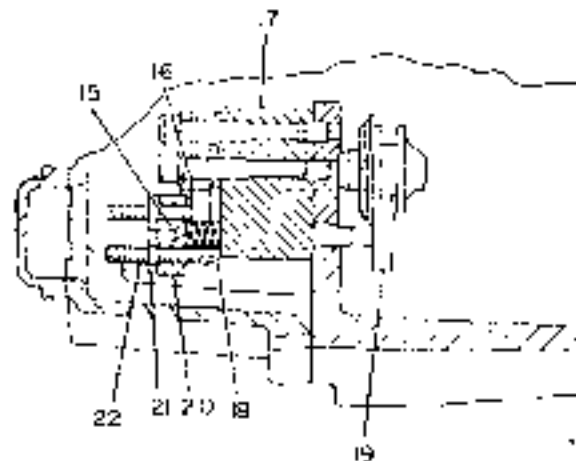
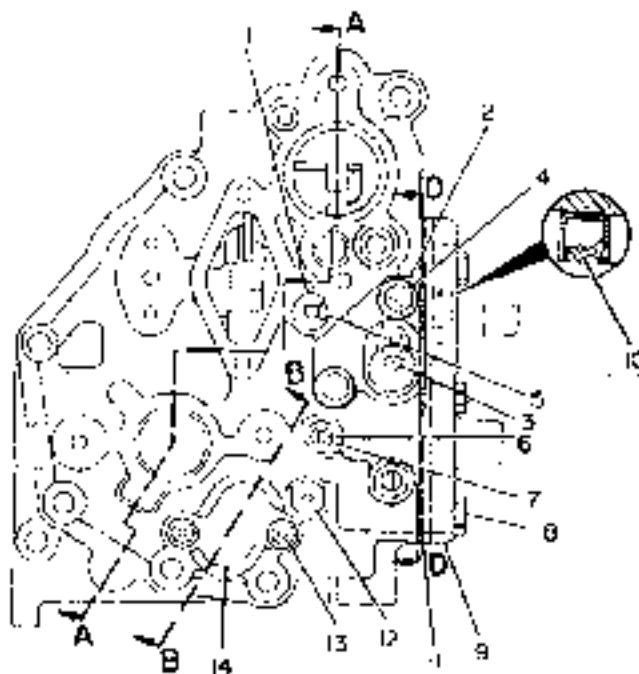
FUEL SYSTEM

2W-2410 GOVERNOR GP (contd.)

100773651

NOTE	REF NO	GRAPHIC REF	PART NUMBER	QTY	PART NAME	SEE PAGE
	41	3	4N-5464	1	RING-RETAINING	
C	42	3	7N-8785	1	SHAFT PIVOT	
C	43	3	15D-3710	1	GASKET-GOVERNOR	
C	44	3	7N-7270	2	SLEEVE-SPRING	
C	45	3	7N-8821	3	RING-RETAINING	
C	46	3	3K-5733	1	SPRING	
C	47	3	8N-2501	1	HOUSING AS GOVERNOR	
			7E-5345	1	VALVE AS	
C	48	3	8N-2499	1	SPRING-GUIDE	
C	49	3	3D-8317	1	RING-RETAINING	
C	50	3	4N-0260	1	SLAT-TIP	
C	51	3	2F-2290	1	PLUG-CORI	
C	52	3	2W-9305	2	PLATE-THROTTLE	
C	53	3	4N-0432	1	BALL-BEARING	
C	54	3	7N-2594	1	SCREW-SLOTTED	
C	55	3	7W-4272	1	WJI-SEALING	
C	56	3	7N-2171	4	RING-RETAINING	
C	57	3	7N-2172	2	PIN	
C	58	3	8N-3087	1	STOP-IDLE-DEFEND	
C	59	3	2W-7400	1	SPRING	
C	59	3	2W-6102	1	LIVEL-SPRING SEAT	
C	60	3	8N-3168	1	LEVER-THROTTLE	

C CHANGE FROM PREVIOUS TYPE



REFER TO ALL ILLUSTRATIONS OF THIS GROUP FOR AUXILIARY VIEWS.

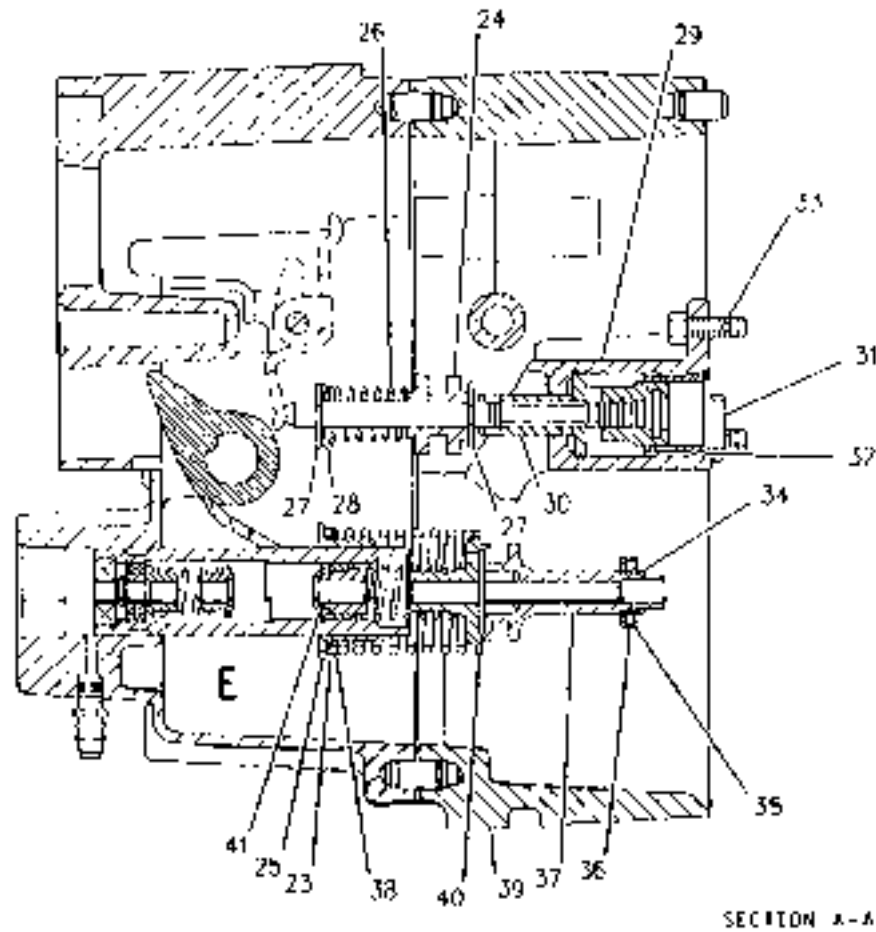
GRAPHIC #1

GDF1084.15

FUEL SYSTEM

2W-2410 GOVERNOR GP (contd.)

100773651



SECTION A-A

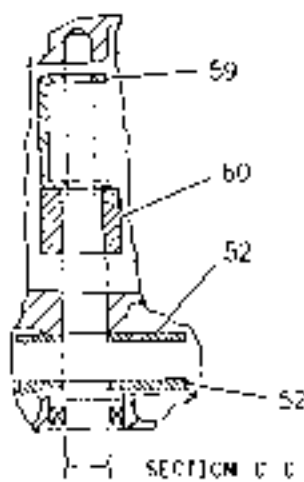
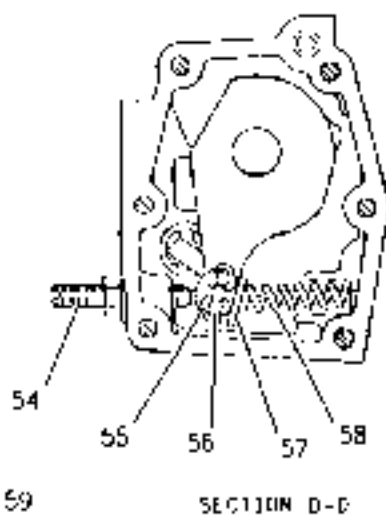
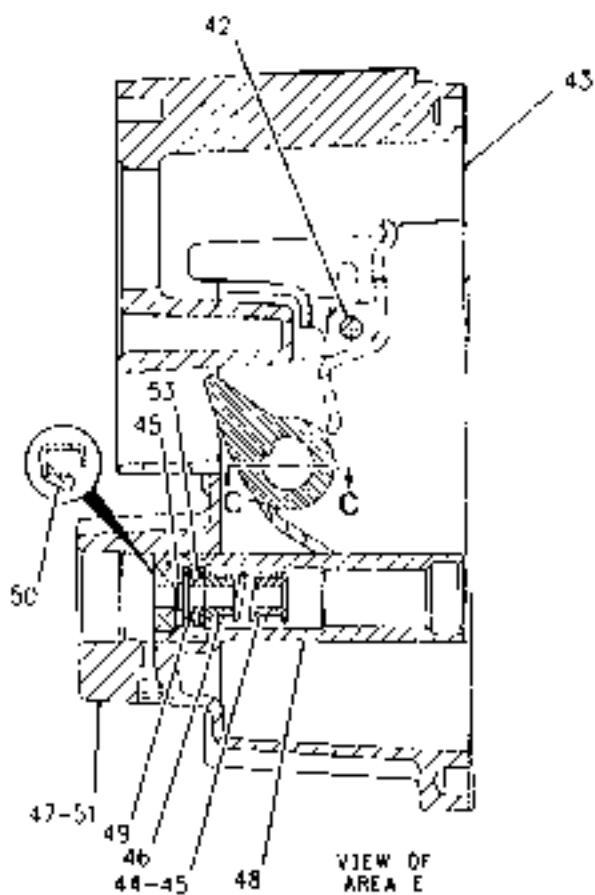
GRAPHIC #2

100773651

FUEL SYSTEM

2W-2410 GOVERNOR GP (contd.)

100773651



GRAPHIC #3

100773652

FUEL SYSTEM

2W-1605 LINES GP-DRAIN

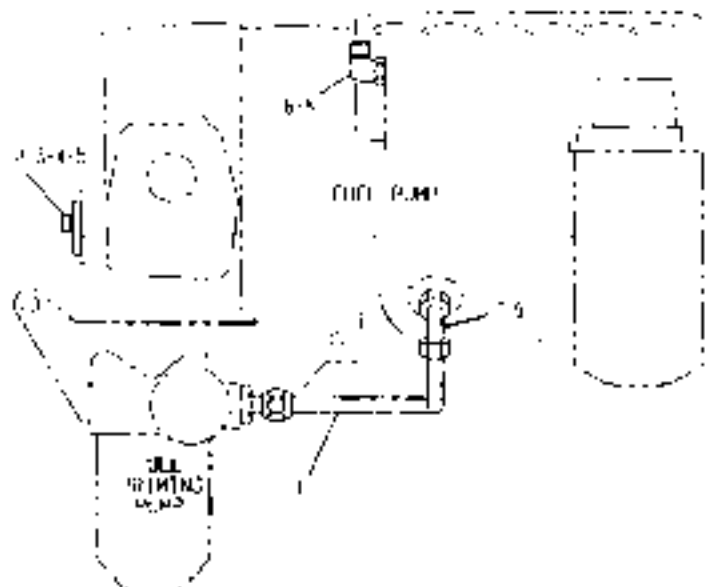
PIN 2YN1-UP; 3ZN1-UP; 4MN1-UP; 5LN1-UP; 6JN1-UP;
 7KN1-UP; 8LN1-UP; 9PH1-UP. S/N 8NC1-UP; 08293150-99999
 PART OF 108-1078, 8Q-1761, 8Q-1762, 8Q-1763 ENGINE AIR

SMCS-1274

1001684BB

NOTE	REF NO	GRAPHIC REF	PART NUMBER	QTY	PART NAME	SEE PAGE
	1	1	1W-6629	1	DRUM ASSEMBLY COVER	
C	2	1	4W-7629	1	COVER	
C	3	1	4M-8303	1	SEAL O-RING (20.20MM ID)	
C	4	1	5P-0537	2	WASHER (2MM THK)	
C	5	1	05-1615	2	BOLT (1/4-20X.75IN)	
C	6	1	030-7946	1	ELBOW (7/16-20 SIF (HD)	
	7	1	3J-1907	1	SEAL-O-RING (11.89MM ID)	
C	8	1	3J-7354	1	SEAL-O-RING (6.42MM ID)	
	9	1	030-7947	1	ELBOW (1/2-18 SIF (HD)	

C CHANGE FROM PREVIOUS TYPE



GRAPHIC #1

q00115912

FUEL SYSTEM

4P-9330 LINES GP-FUEL INJECTION

S/N 6NC1-UP; 0829315D-99999

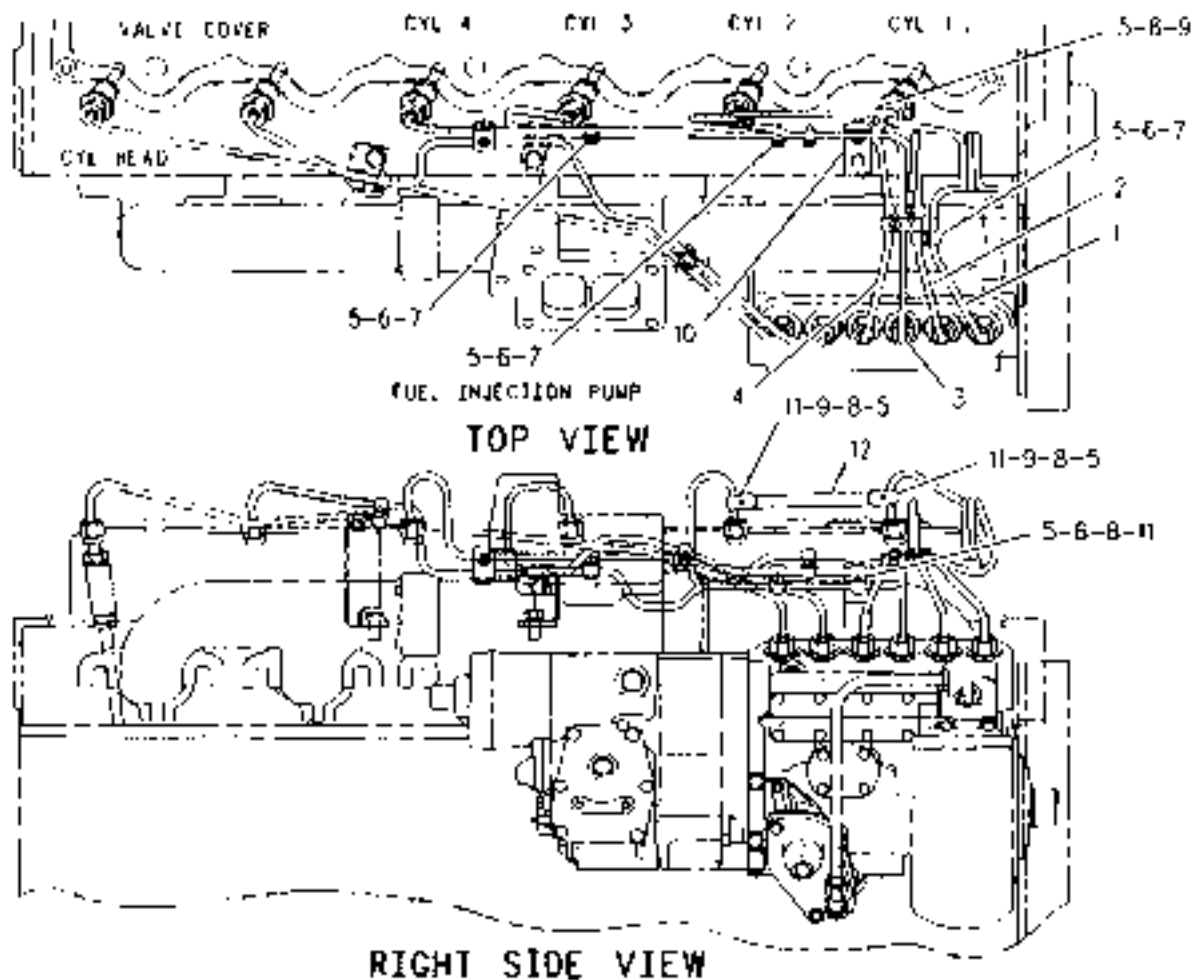
PART OF 113-5341 LINES GP-FUEL INJECTION

SMCS-1252, 1264

100573462

NOTE	REF NO	GRAPHIC REF	PART NUMBER	QTY	PART NAME	SEE PAGE
	1		4P-9381	1	LINE AS-FUEL INJ	
	2		4P-9382	1	LINE AS-FUEL INJ	
C	3		104-4253	1	LINE AS-FUEL INJ	
C	4		104-4254	1	LINE AS FUEL INJ	
	5		1W-9169	9	CLAMP (TAPPED)	
	6		1W-9168	7	CLAMP (UNTAPPED)	
	7		5P-4938	6	SCREW AS-MACHINE	
	8		9N-3388	3	LOCKSCREW	
C	9		1W-9167	2	CLAMP AS FUEL LINE (W/SPACE)	
	10		7C-7614	1	BRACKET AS	
	11		4B-4274	3	WASHER (1.2MM THK)	
	12		9Y-7524	1	PLATE	

© CHANGI FROM PREVIOUS EYP



GRAPHIC #1

0302/4011

FUEL SYSTEM

4P-9331 LINES GP-FUEL INJECTION

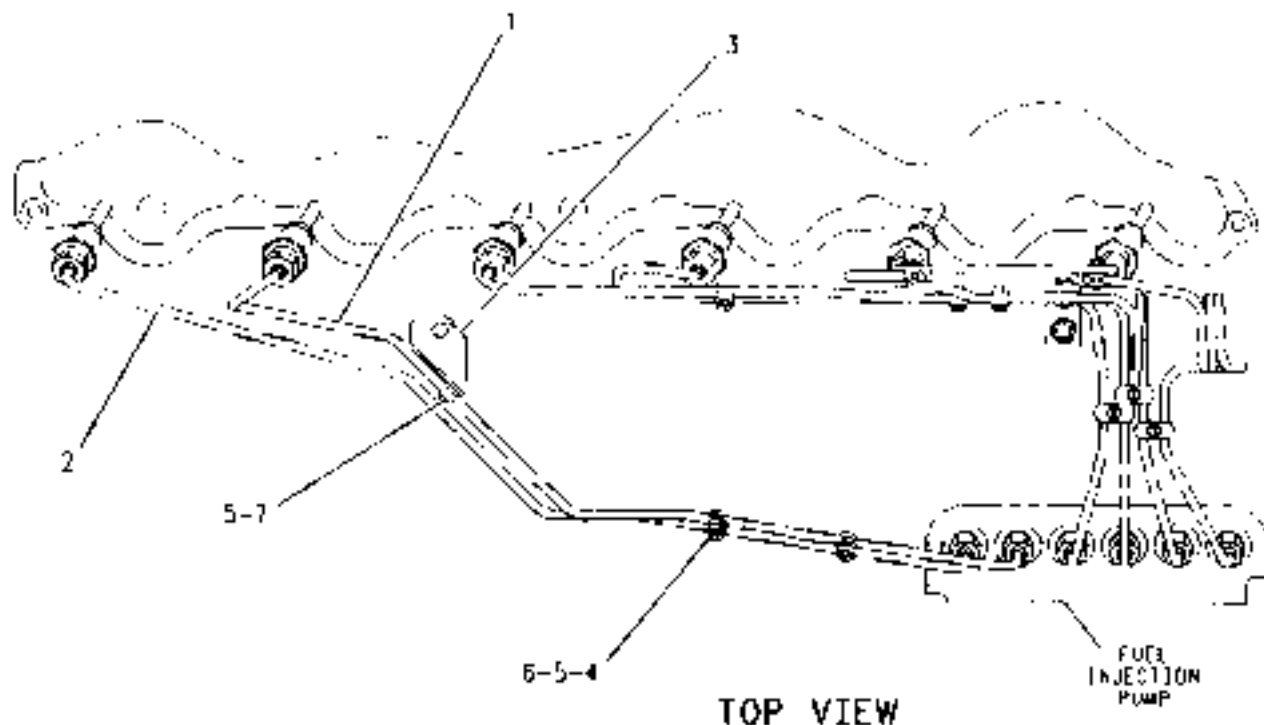
S/N 6NC1-UP; 08293150-99999

PART OF 113-5341 LINES GP-FUEL INJECTION

SMCS-1252, 1254

100727041

NOTE	REF NO	GRAPHIC REF	PART NUMBER	QTY	PART NAME	SEC PAGE
	1	1	4P-9385	1	LINE AS-FUEL INJ	
	2	1	4P-9386	1	LINE AS FUEL INJ	
	3	1	122-9405	1	BRACKET AS	
	4	1	1W-9169	2	CLAMP (TAPPED)	
	5	1	1W-9168	4	CLAMP (UNTAPPED)	
	6	1	5P-4939	2	SCREW-MACHINE	
	7	1	9N-3386	1	LOCKSCREW	



GRAPHIC #1

100727041

FUEL SYSTEM

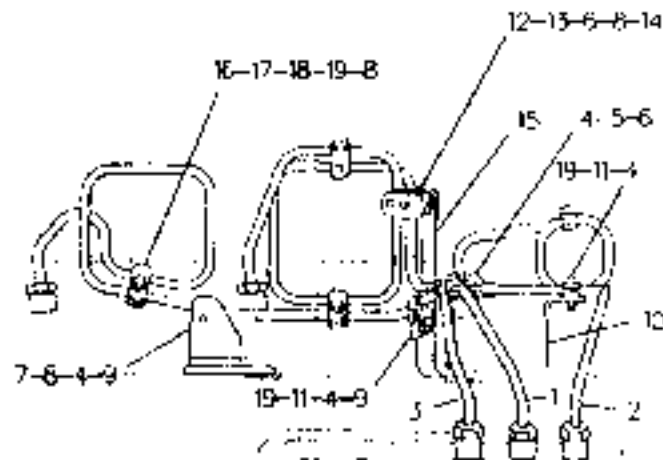
6I-0357 LINES GP-FUEL INJECTION

PIN 2YN1-UP; 3ZK1-UP; 4MN1-UP; 5LN1-UP; 6JN1-UP; 7KK1-UP; 8LN1-UP; 9PN1-UP
PART OF 8Q-1758 LINES GP-FUEL INJECTION

SMCS-1252, 1254

100165621

NOTE	REF NO	GRAPHIC REF	PART NUMBER	QTY	PART NAME	SEE PAGE
	1		6I-0342	1	LINE AS-FUEL INJ (NO 2)	
	2		6I-0341	1	LINE AS-FUEL INJ (NO 1)	
	3		6I-0343	1	LINE AS-FUEL INJ (NO 3)	
	4		1W-9168	11	CLAMP (LAPPED)	
	5		1W-9169	7	CLAMP (LAPPED)	
	6		5P-4939	7	SCREW AS MACHINE	
	7		7C-5867	1	BRACKET	
	8		9N-3388	2	LOCKSCREW	
	9		1W-9167	2	CLAMP AS-FUEL LINE (W/SPACER)	
	10		7E-1356	1	BRACKET	
	11		7N-9831	2	SCREW MACHINE	
			4B-2047	2	NUT (10 24 THD)	
	12		2W-7264	1	CLAMP-FUEL LINE	
	13		2W-7263	1	CLAMP-FUEL LINE (APPED)	
	14		9L-9159	1	SPACER	
	15		7E-5788	1	BRACKET	
	16		7E-9095	1	CLAMP FUEL LINE	
	17		7E-9452	2	DUPLER-FUEL LINE	
	18		7E-9094	1	CLAMP-FUEL LINE	
	19		4B-4274	2	WASHER (1/2) (1/4) (1/8)	



GRAPHIC #1

90017141

FUEL SYSTEM

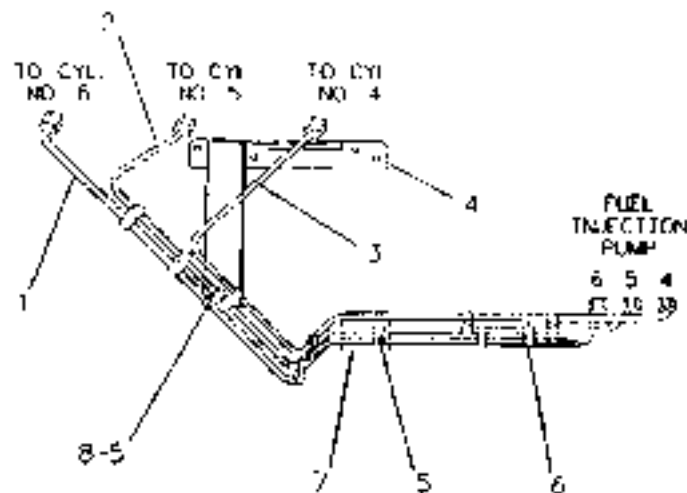
6I-0358 LINES GP-FUEL INJECTION

PIN 2YN1-UP; 3ZN1-UP; 4MN1-UP; 5LN1-UP; 6JN1-UP; 7KN1-UP; 8LN1-UP; 9PN1-UP
PART OF 80-1758 LINES GP-FUEL INJECTION

SMCS-1252, 1254

100165821

NOTE	REF NO	GRAPHIC REF	PART NUMBER	QTY	PART NAME	SEE PAGE
	1	1	6I-0348	1	LINE AS FUEL INJ	
	2	1	6I-0345	1	LINE AS FUEL INJ	
	3	1	6I-0344	1	LINE AS FUEL INJ	
	4	1	7F-8530	1	BRACKET AS	
	5	1	9W-3308	3	LOCKWRENCH	
	6	1	1W-9168	11	CLAMP (UNTAPPED)	
		1	1W-9169	11	CLAMP (TAPPED)	
		1	GP-4939	8	SCREW AN-MACHINE	
	7	1	7E-9028	1	BRACKET AS	
	8	1	4B-4274	2	WASHER (1.21M THK)	



TOP VIEW

GRAPHIC #1

003117021

FUEL SYSTEM

8Q-1758 LINES GP-FUEL INJECTION-CUSTOM

PIN 2YN1-UP; 3ZN1-UP; 4MN1-UP; 5LN1-UP; 6JN1-UP; 7KN1-UP; 8LN1-UP; 9PN1-UP
3306 DL-T W/LTS

PART OF 8Q-1761, 8Q-1762, 8Q-1763 ENGINE AIR

SMCS-1252, 1254

i01015169

NOTE	REF NO	GRAPHIC REF	PART NUMBER	QTY	PART NAME	SEE PAGE
					1 2 3 4 5 6 7 8 9 10 11 12	
Y	1	1	6J-0357	1	LINES GP FUEL INJECTION	145
	2	1	3S-2713	3	WRT TUBE (3/8 24 IN)	
	3	1	6V-8921	1	SEAL RING (20.32MM OD)	
	4	1	2H-3934	1	SEAL (98.02MM ID)	
	5	1	5F-7054	1	SEAL-O-RING (18.0MM ID)	
	6	1	2H-3932	1	SEAL (28.125M ID)	
	7	1	0L-2070	2	BOLT (3/8-10X2.25IN)	
		1	5H-2894	2	WASHER (2.6MM THK)	
	8	1	4H-6425	7	BOLT (5/16-18X1IN)	
		1	8T-4224	7	WASHER HARD (2MM THK)	
	9	1	9F-6580	2	BOLT	
	10	1	7E-9074	1	PLATE	
Y	11	1	6J-0358	1	LINES GP FUEL INJECTION	146
	12	1	1T-0416	6	BOLT (5/16-18X.75IN)	
	13	1	8H-9204	6	WASHER FELT	
	14	1	8H-5132	6	CLAMP-NOZZLE	
R	15	1	7W-7030	6	NOZZLE AS FUEL VALVE	
					(EACH INCLUDES)	
	16	1	9L-9098	1	SEAL-CARBON STOP (3/16 IN OD)	
	17	1	7W-4486	1	WASHER	
	18	1	8T-0659	1	WASHER-STA.	
Y	19	1	9X-2836	1	SCRIBER BITION HEAD	

M METRIC PART

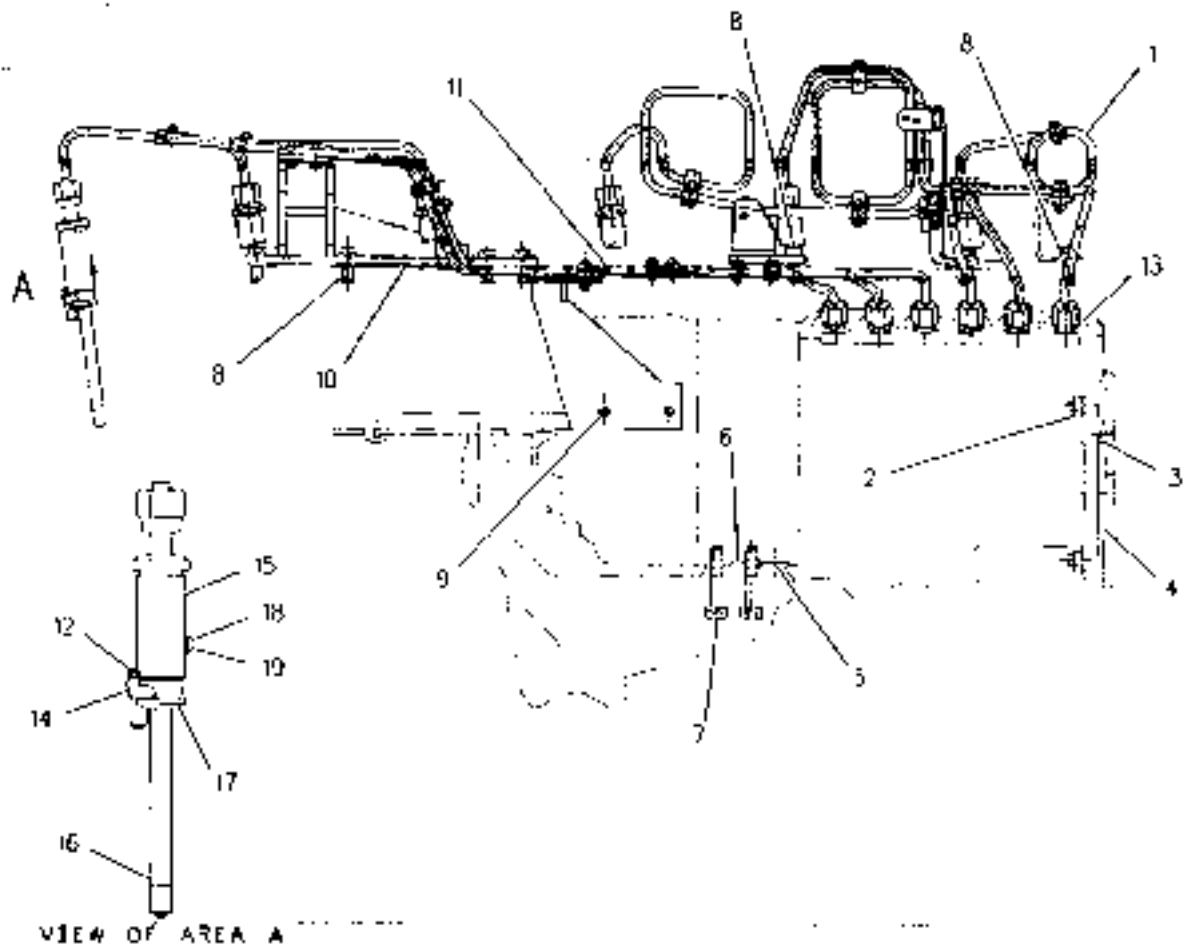
R REPAIR PART MAY BE AVAILABLE

Y SEPARATE ILLUSTRATION

FUEL SYSTEM

BQ-1758 LINES GP-FUEL INJECTION (contd.)

101015169



GRAPHIC #1

000279192

FUEL SYSTEM

113-5341 LINES GP-FUEL INJECTION

S/N 6NC1-UP; 08293150-99999

PART OF 108-1078 ENGINE AIR

SMCS-1252, 1254

100903624

NOTE	REF NO.	GRAPHIC REF	PART NUMBER	QTY	PART NAME	SEC PAGE
Y	1	1	4P-9030	1	LINES GP FUEL INJECTION	143
Y	2	1	4P-9031	1	LINES GP FUEL INJECTION	144
	3	1	0L-2070	2	BOLT (3/8-16X2.25LN)	
	4	1	8M-5132	6	CLAMP NOZZLE	
	5	1	1T-0416	6	BOLT (5/16-18X.75LN)	
	6	1	0S-1591	1	BOLT (3/8-16X1.5LN)	
	7	1	5M-2894	4	WASHER (2.5MM THK)	
	8	1	0T-0055	1	BOLT (3/8-16X1.25LN)	
	9	1	8M-9204	6	WASHER-FIT	
	10	1	2P-3200	1	BOLT-WASHER HEAD	
	11	1	4P-2578	1	BRACKET	
	12	1	1W-9167	1	CLAMP AS (JET LINE W/SPACER)	
	13	1	1W-9169	1	CLAMP (TAPPED)	
	14	1	9M-3388	1	LOCKSCREW	
	15	1	4M-4274	1	WASHER (1.2MM THK)	
	16	1	3S-2713	3	NUT FULL (3/8-24 THD)	
	17	1	6V-6821	1	SEAL RING (20.32MM OD)	
	18	1	2M-3934	1	SEAL (09.02MM ID)	
	19	1	5P-6718	1	SEAL O-RING (18.64MM ID)	
	20	1	0G1-9458	1	SEAL O-RING	
R	21	1	7W-7038	6	NOZZLE AS FUEL VALVE (EACH INCLUDES)	
	22	1	5L-9098	1	SEAL CARBON STOP (3/8 IN OD)	
	23	1	7W-4486	1	WASHER	
	24	1	8T-0659	1	WASHER STAI	
U	25	1	9X-2836	1	SCREW-BUTTON HEAD	

M MTRIC PART

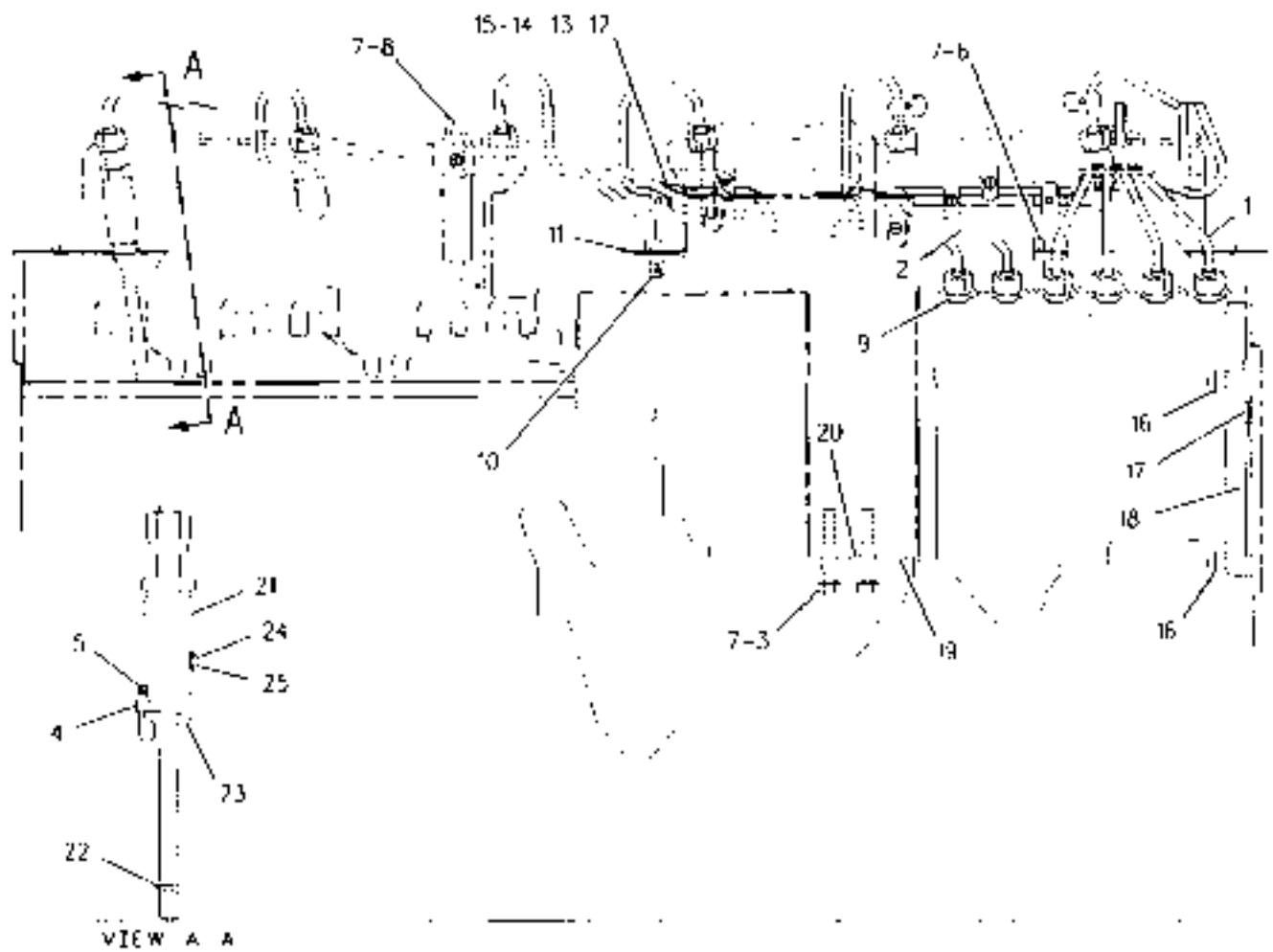
R REMFG PART MAY BE AVAILABLE

Y SEPARATE ILLUSTRATION

FUEL SYSTEM

113-5341 LINES GP-FUEL INJECTION (contd.)

100903824



GRAPHIC #1

000414629

FUEL SYSTEM

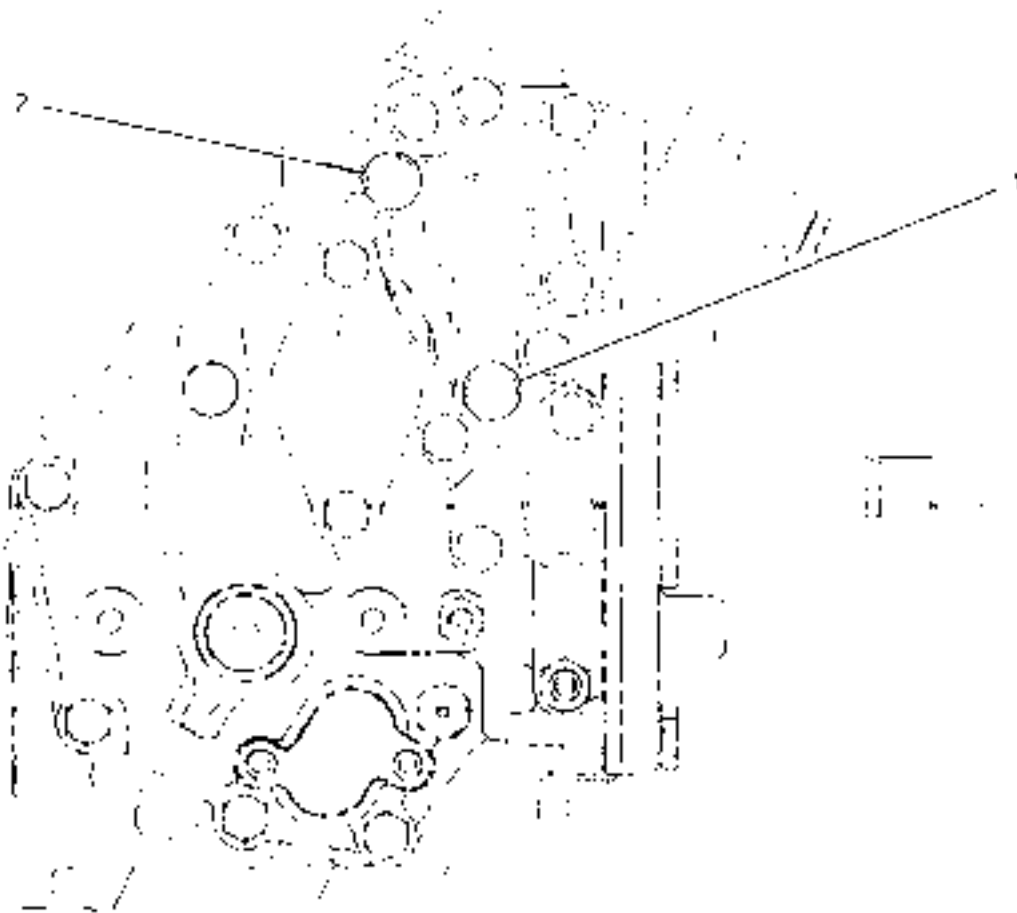
128-7984 PROTECTION GP-FUEL SYSTEM

PIN 2YN1-UP; 3ZN1-UP; 4MN1-UP; 5LN1-UP; 6JN1-UP;
7KN1-UP; 8LN1-UP; 9PN1-UP. S/N 6MC1-UP; 0BZ93150-99999
PART OF 108-1078, 80-1761, 80-1762, 80-1763 ENGINE AR

SNCS-1251, 1264

101000020

NOTE	REF NO	GRAPHIC REF	PART NUMBER	QTY	PART NAME	SEE PAGE
	1		128-7786	1	60-TAMPERPROOF (1.74 20 X 3.75 IN)	
	2		128-7794	1	30LT-TAMPERPROOF (1.74-20 X 1.125 IN)	



END VIEW

GRAPHIC #1

000373842

FUEL SYSTEM

2W-4160 PUMP & MTG GP-FUEL TRANSFER

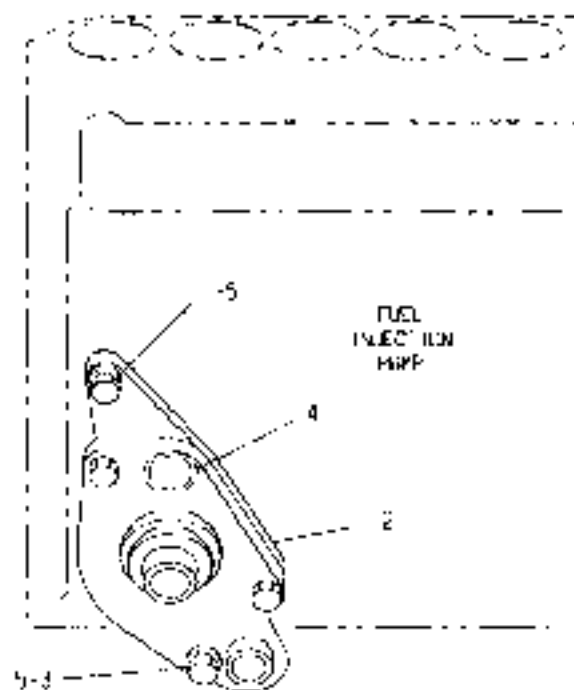
PIN 2YN1-UP; 3ZN1-UP; 4MN1-UP; 5LN1-UP; 6JN1-UP;
7KN1-UP; 8LN1-UP; 9PN1-UP. S/N 6NC1-UP; 08Z93150-99999
PART OF 108-1078, 8Q-1761, 8Q-1762, 8Q-1763 ENGINE AR

SMCS-1255, 1256

100843985

NOTE	REF NO	GRAPHIC REF	PART NUMBER	QTY	PART NAME	SEE PAGE
	1	1	4F-7957	1	BOLT (1/4 20X.875IN)	
YR	2	1	1W-1695	1	PUMP GP-FUEL TRANSFER	158
	3	1	4B-9365	1	BOLT (1/4 20X.875IN)	
C	4	1	4J-8997	1	SEAL O RING (28.17MM ID)	
C	5	1	5P-0537	2	WASHER (2MM THK)	

C- CHANGE FROM PREVIOUS TYPE
P- PENDING PART MAY BE AVAILABLE
Y- SEPARATE ILLUSTRATION



GRAPHIC #1

g08108230

FUEL SYSTEM

4P-9827 PUMP GP-FUEL INJECTION

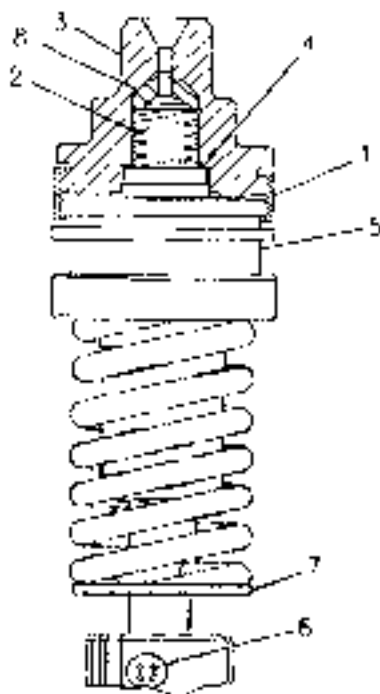
PIN 2YN1-UP; 3ZN1-UP; 4MN1-UP; 5LN1-UP; 6JN1-UP;
7KN1-UP; 8LN1-UP; 9PN1-UP. S/W GNC1-UP; 08293150-99999

PART OF 111-3769 PUMP GP-FUEL INJECTION

SMCS-1251, 1253, 1272, 1281, 1290, 1292, 1299

i00124522

NOTE	REF NO	GRAPHIC REF	PART NUMBER	QTY	PART NAME	SEC PAGE
	1	1	7W-1927	1	RING RETAINER	
	2	1	BN-1415	1	SPRING-CHICK	
	3	1	GT-1327	1	BONNET VALVE	
	4	1	1W-6987	1	VALVE AS-CHICK	
	5	1	4P-9830	1	PLUNGER AS	
	6	1	7C-5278	1	BOLT CAP	
	7	1	7W-1086	1	WASHER-RETAINER	
	8	1	7C-9966	1	INSERT	



GRAPHIC #1

000148487

FUEL SYSTEM

111-3769 PUMP GP-FUEL INJECTION

PIN 2YN1-UP; 3ZN1-UP; 4MN1-UP; 5LN1-UP; 6JN1-UP;
7KN1-UP; 8LN1-UP; 9PN1-UP. S/N 6NC1-UP; 0BZ93150-99999
PART OF 111-3768 PUMP GP-GOV & FUEL INJ

SMCS-1251, 1253, 1272, 1281, 1290, 1292, 1299

100746337

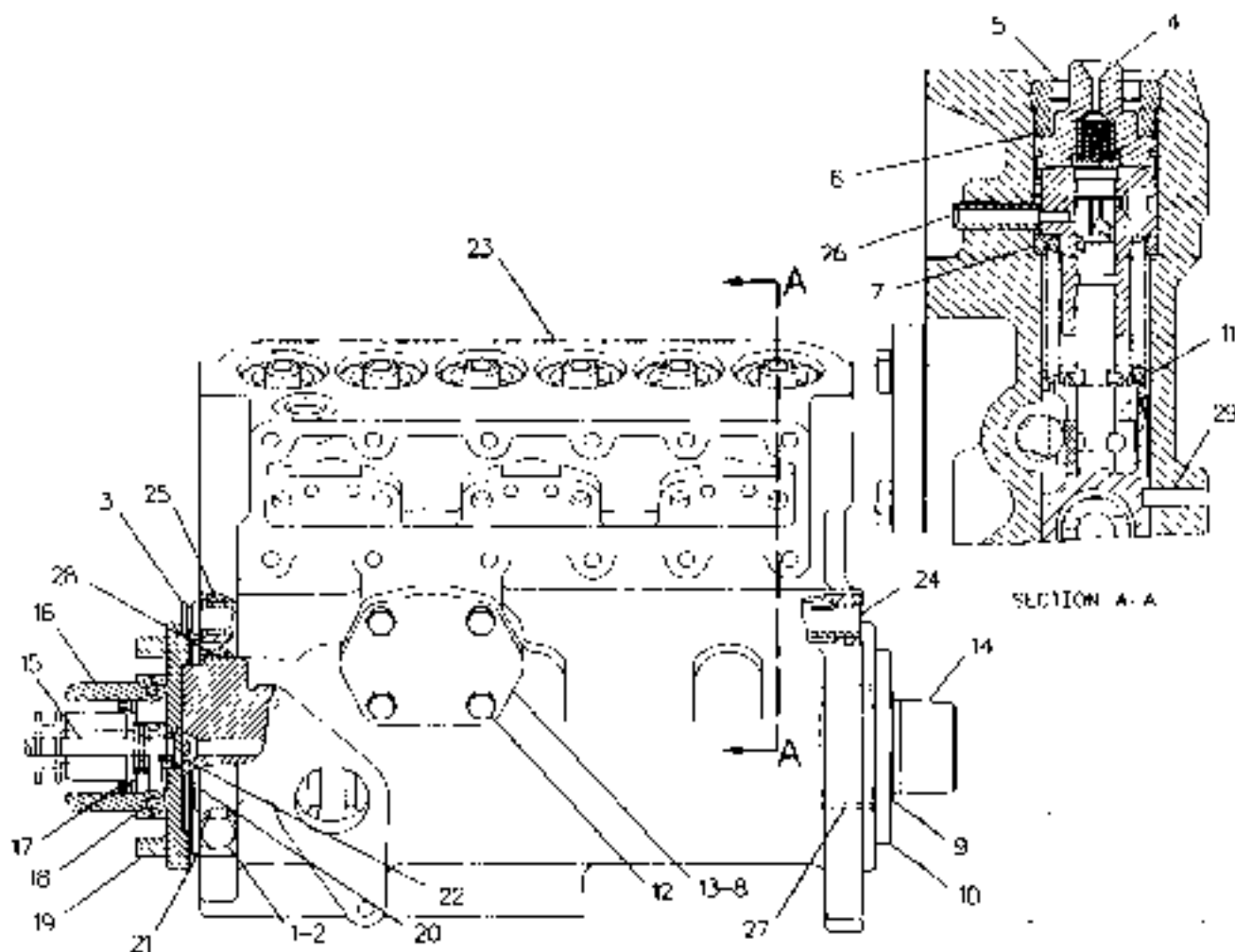
NOTE	REF NO	GRAPHIC REF	PART NUMBER	QTY	PART NAME	SEE PAGE
	1	1	9S-4180	2	FLUG O RING (5.16-24 THD)	
	2	1	4J-7533	2	SEAL O RING (6.07MM ID)	
	3	1	1W-3286	1	BACK REGULATOR	
Y	4	1	4P-9827	6	PUMP GP FUEL INJECTION	154
	5	1	8H-5117	6	PUSHING TERMINAL	
	6	1	114-8718	6	SEAL O RING (26.64MM ID)	
	7	1	4W-6869	6	SPACER-FUEL PUMP	
	8	1	150-3724	1	GASKET TIMING	
	9	1	7H-8421	1	RING RETAINING	
	10	1	8H-2487	1	WASHER THRUST	
	11	1	4P-9832	6	LIFTER AS	
	12	1	05-1615	4	BOLT (1/4 20X.75IN)	
	13	1	7H-1047	1	COVER TIMING	
	14	1	111-3770	1	CAVSHAFT AS	
		1	111-3771	1	CAVSHAFT FUEL PUMP	
	15	1	8H-2510	1	SHAFT WEIGHT CARRIER	
	16	1	7H-7264	4	WEIGHT GOVERNOR	
	17	1	9Y-7037	4	BOLT	
	18	1	1S-5440	4	DOWN	
	19	1	7C-3986	1	CARRIER WEIGHT	
	20	1	7H-7166	2	RACE THRUST BEARING	
	21	1	7L-3326	1	BEARING THRUST	
	22	1	4H-9019	1	ROD	
	23	1	4P-9840	1	HOUSING AS	
	24	1	1S-1953	1	BEARING RACK	
	25	1	1W-3285	1	BEARING RACK	
	26	1	6I-0979	6	DOWN	
	27	1	7H-7970	1	BEARING S.F.Fel	
	28	1	4P-9828	1	BEARING S.F.Fel	
	29	1	4P-8480	6	PIN PUMP G.UOE	

Y-SEPARATE ILLUSTRATION

FUEL SYSTEM

111-3769 PUMP GP-FUEL INJECTION (contd.)

100746337



GRAPHIC #1

90E106461

FUEL SYSTEM

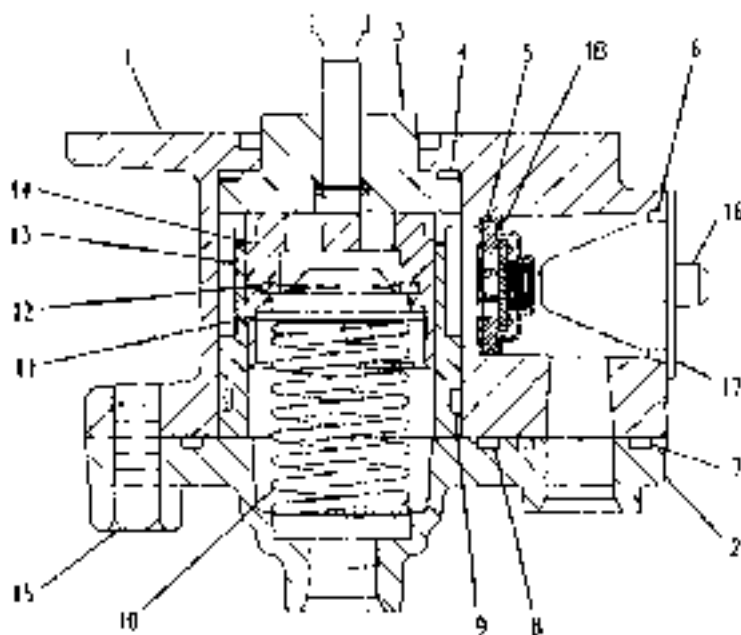
1W-1695 PUMP GP-FUEL TRANSFER

PIN 2YN1-UP; 3ZN1-UP; 4MN1-UP; 5LN1-UP; 6JN1-UP;
7KN1-UP; 8LN1-UP; 9PN1-UP. S/N 08Z93150-99999
PART OF 2W-4160 PUMP & MTG GP-FUEL TRANSFER

SMCS-1255, 1256

i00126835

NOTE	REF NO	GRAPHIC REF	PART NUMBER	QTY	PART NAME	SEE
						PAGE
	1	1	1W-1698	1	HOUSING TRANSFER PUMP	
	2	1	1W-1699	1	COVER	
	3	1	1W-5912	1	GUIDE & TAPPET AS	
		1	7N-8821	1	RING-RETAINING	
	4	1	6J-2419	1	SEAL O-RING (36.17MM ID)	
	5	1	7E-2464	1	VALVE AS	
	6	1	3D-2824	1	SEAL O-RING (23.47MM ID)	
	7	1	8F-6672	1	SEAL O-RING (17.32MM ID)	
	8	1	3D-2898	1	SEAL O-RING	
	9	1	5P-8215	1	SEAL O-RING (39.34MM ID)	
	10	1	7W-0134	1	SPRING PUMP	
	11	1	8N-2637	1	WASHER	
	12	1	7E-3657	1	SPACER	
	13	1	8N-2641	1	SIEVE	
	14	1	1W-1689	1	PISTON	
	15	1	08-1615	2	BOLT (114.20X.75LN)	
	16	1	5D-8498	2	SCREW HEAD	
	17	1	8N-2640	1	COVER	
	18	1	7E-4656	1	RETAINER	



GRAPHIC #1

00K1108374

FUEL SYSTEM

111-3768 PUMP GP-GOV & FUEL INJ

PIN 2YN1-UP; 3ZN1-UP; 4MN1-UP; 5LN1-UP; 6JN1-UP;
7KN1-UP; 8LN1-UP; 9PN1-UP, S/N 6N01-UP; 08290150-99999
PART OF 108-1078, 8Q-1761, 8Q-1782, 8Q-1753 ENGINE AR

5NCS-1251, 1253, 1255, 1256, 1264, 1272, 1281, 1286,
1287, 1289, 1292, 1299, 1908

100574792

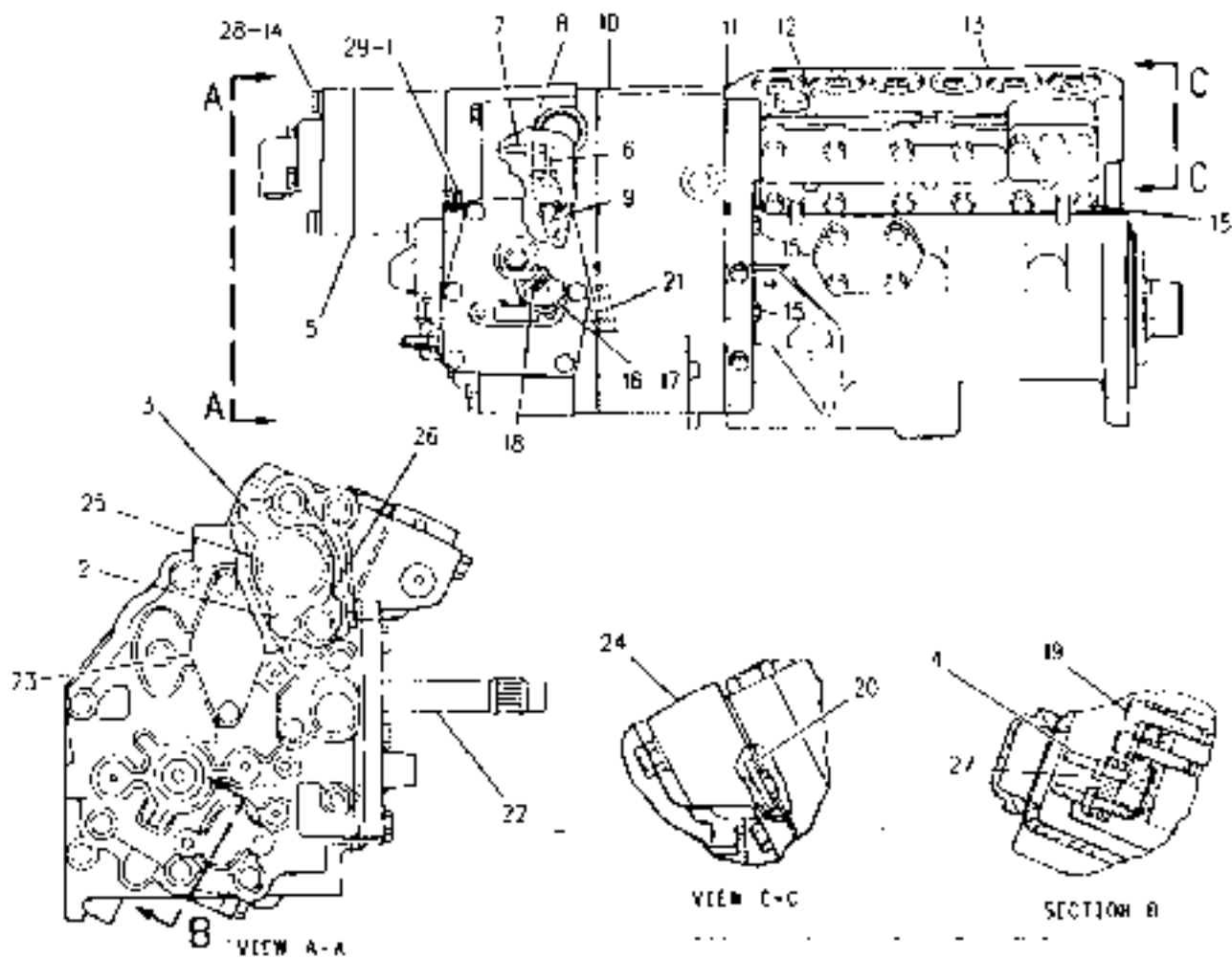
NOTE	REF NO	GRAPHIC REF	PART NUMBER	QTY	PART NAME	SEE
						PAGE
	1	1	2D-6382	1	SEAL O-RING (6.07MM ID)	
	2	1	033-5879	1	SEAL O-RING (11.12MM ID)	
	3	1	8J-8343	1	SEAL O-RING (6.02MM ID)	
	4	1	5H-6552	1	SETSCREW-SOCKET (31.75MM LG)	
Y	5	1	111-5162	1	CONTROL GP FUEL RATIO	130
	6	1	4W-5735	1	LEVER AS-PIVOT	
	7	1	6V-6835	1	SETSCREW-SOCKET	
	8	1	8L-5832	1	NUT-HEX (10-32 THD)	
	9	1	4W-5734	1	LEVER AS	
		1	6V-6835	1	SETSCREW-SOCKET	
		1	8L-5832	1	NUT-HEX (10-32 THD)	
Y	10	1	2W-2410	1	GOVERNOR GP	138
	11	1	7N-8768	1	GASKET	
	12	1	3J-1907	1	SEAL O-RING (11.89MM ID)	
Y	13	1	111-3769	1	PUMP GP-FUEL INJECTION	156
	14	1	6Y-5894	2	BOLT	
Y	15	1	7C-8953	1	FASTENER GP FUEL INJ PUMP	132
	16	1	7N-2176	1	PIN-ORIENT	
	17	1	7N-1052	1	WOMEL	
	18	1	8N-3094	1	SPRING-BE-LEM1	
Y	19	1	08-8608	1	TORQUE CONTROL GP	163
	20	1	6N-5784	1	DEFLECTOR-PULSE	
	21	1	0L-9790	1	SPRING GOVERNOR	
	22	1	8N-3088	1	SHAFT AS-THROTTLE	
	23	1	2W-5448	1	COVER	
		1	7E-6785	1	GASKET	
	24	1	7N-9907	1	COVER	
		1	7N-9554	1	GASKET	
	25	1	8N-8515	1	SEAL O-RING (32.89MM ID)	
	26	1	5P-6620	1	SEAL O-RING (14MM ID)	
	27	1	8L-5832	1	NUT-HEX (10-32 THD)	
	28	1	5P-0537	2	WASHER (2MM THK)	
	29	1	0N-6680	1	SCREEN AS	

Y-SEPARATE ILLUSTRATION

FUEL SYSTEM

111-3768 PUMP GP-GOV & FUEL INJ (contd.)

100574792



GRAPHIC #1

100574792

FUEL SYSTEM

129-2166 SEAL GP

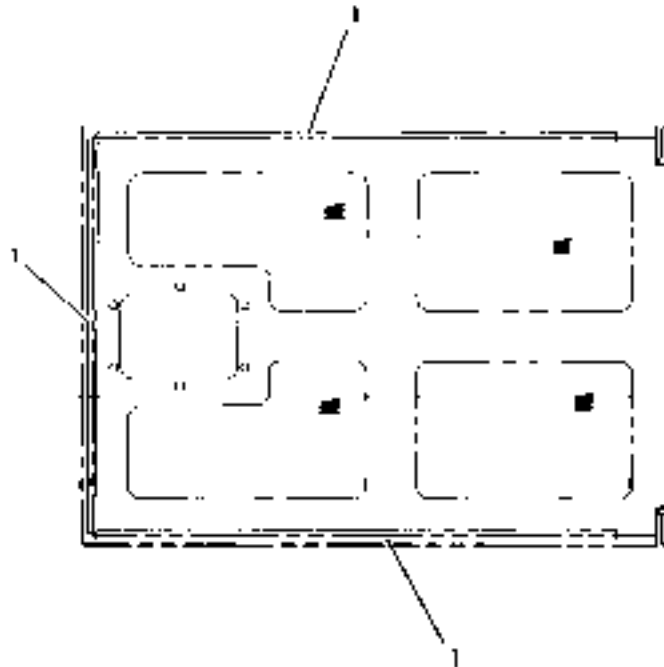
PIN 2YN1-UP; 3ZN1-UP; 4MN1-UP; 5LN1-UP; 6JN1-UP; 7KN1-UP; 8LN1-UP; 9PH1-UP
PART OF 128-4092 DISPOSAL AR

SMCS 1250

i00689157

NOTE	REF NO	GRAPHIC REF	PART NUMBER	QTY	PART NAME	SEE PAGE
	1		5P+7211		SEAL (2.4CH)	

ORDER BY THE SENTIMENT



GRAPHIC #1

129-2166

FUEL SYSTEM

1W-8668 TORQUE CONTROL GP

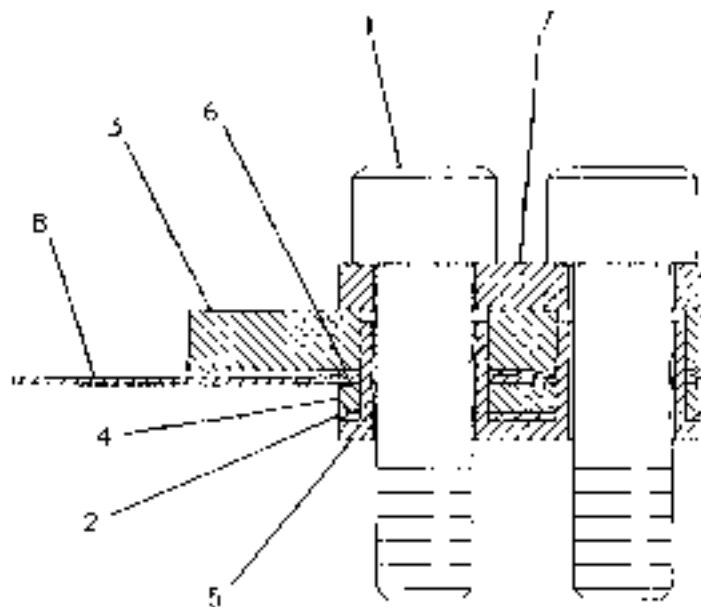
PIN 2YN1-UP; 3ZN1-UP; 4NN1-UP; 5LN1-UP; 6JN1-UP;
7KN1-UP; 8LN1-UP; 9PN1-UP. S/N 6NC1-UP; 0BZ93160-99999
PART OF 111-3758 PUMP GP-GOV & FUEL (NJ)

SNCS-1257

100128477

NOTE	RFF NO	GRAPHIC RFF	PART NUMBER	QTY	PART NAME	SFE PAGE
2	1		6L-5897	2	BOLT (1/4-20X7/8IN)	
3	2		7W-5700	1	CONTACT	
4	3		2W-7234	1	BAR LEAD STOP (4 MMW THK)	
5	4		7N-1796	1	SPACER (.549MM THK)	
	5		1P-6452	1	INSULATOR	
	6		2P-2685	1	SPACER (.635MM THK)	
	7		8M-9062	1	RETAINER-SPRING (3.05MM THK)	
	8		8N-7520	1	SPRING TORQUE (.559MM THK)	

C CHANGE FROM PREVIOUS TYPE



GRAPHIC #1

100108408

ELECTRICAL AND STARTING SYSTEM

131-0704 ALTERNATOR AR-CHARGING

PIN 2YN1-UP; 3ZN1-UP; 4MN1-UP; 5LN1-UP; 6JN1-UP; 7KN1-UP; 8LN1-UP; 9PN1-UP
24 VOLT, 75 AMPERE

PART OF 128-7274, 129-2161, 129-2162, 129-2163 DISPOSAL AR

SMCS-1405

100701181

NOTE	PART NUMBER	QTY	PART NAME	SEE PAGE
YR	2F-7577	1	ALTERNATOR GP CHARGING	166
	4M-5282	1	BOLT (1/4 20X1 50IN)	
	4P-7581	1	CLIP (10.5MM ID)	
	5G-8561	1	SPACER	
	7K-1181	1	STRAP-CABLE (4 CONDUCTOR)	
	5P-4115	1	WASHER (2MM THK)	
	1Q-2807	1	WIRE AS	

R-RIMEG PART MAY BE AVAILABLE
Y-SEPARATE ILLUSTRATION

ELECTRICAL AND STARTING SYSTEM

3E-7577 ALTERNATOR GP-CHARGING-R

PIN 2YN1-UP; 3ZN1-UP; 4MH1-UP; 5LN1-UP; 6JN1-UP; 7KN1-UP; 8LN1-UP; 9PN1-UP
24 VOLT, 75 AMP

PART OF 131-0704 ALTERNATOR AR-CHARGING

SMCS-1405, 1410, 1425

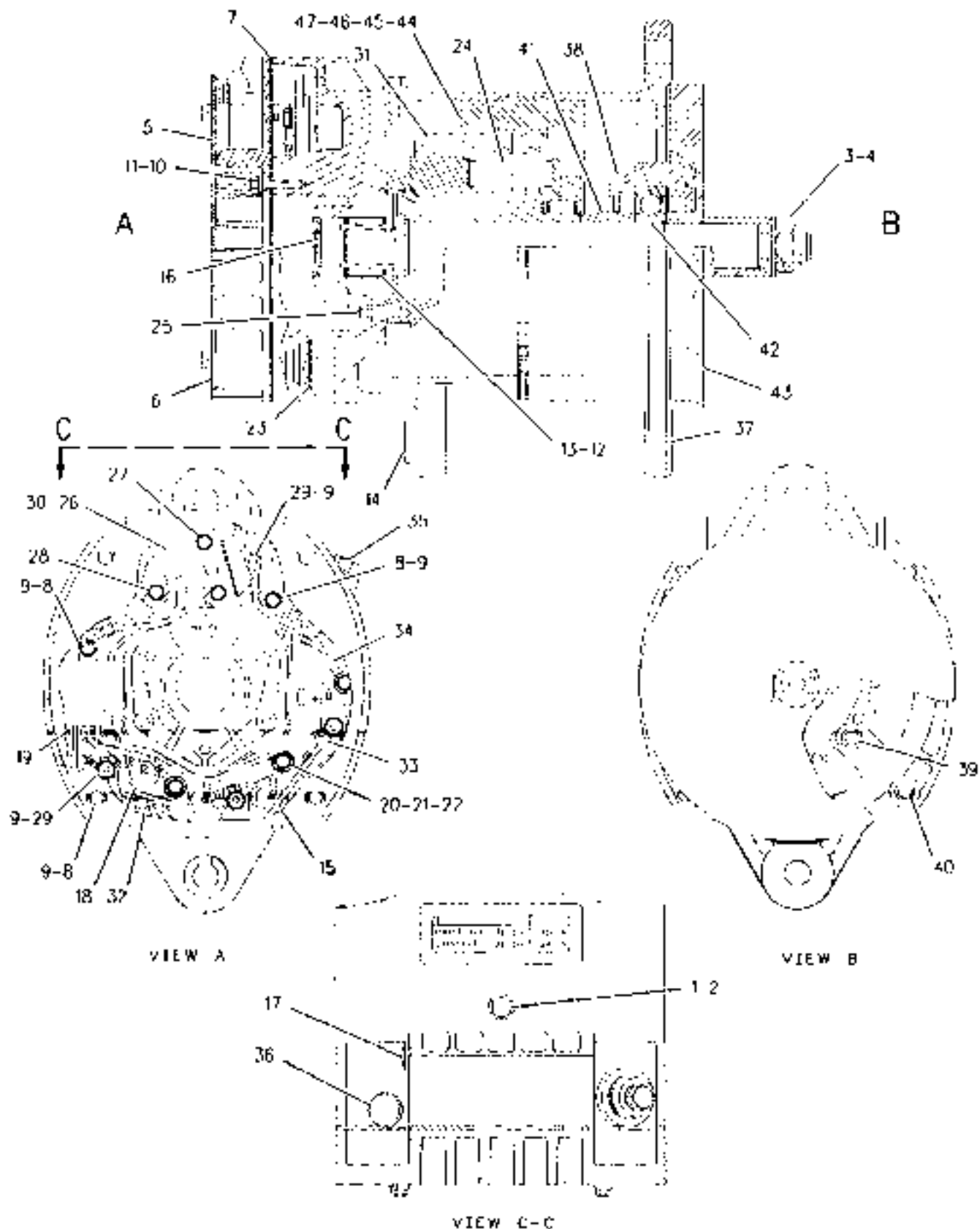
i00914983

NOTE	REF NO	GRAPHIC REF	PART NUMBER	QTY	PART NAME	SEE PAGE
	1	1	9B-2011	1	SCREW MACHINE	
	2	1	1H-3244	1	LOCKWASHER (NO. 14)	
	3	1	2K-4621	1	LOCKNUT (5/16-18 THD)	
	4	1	7F-7621	1	GASHER	
	5	1	9S-2260	1	PLATE-COVER	
	6	1	9B-2265	1	COVER	
	7	1	9S-2282	1	GASKET	
	8	1	9B-2644	6	SCREW HEX HEAD	
	9	1	9B-7233	10	LOCKWASHER (NO. 8)	
	10	1	9S-2437	5	SCREW TAPPING	
	11	1	9F-1434	5	LOCKWASHER (0.51MM THK)	
	12	1	5P-3418	1	BEARING-ROLLER	
	13	1	6P-3419	1	RACE-BEARING INNER	
	14	1	9B-2386	1	BUSHING-TERMINAL	
	15	1	9B-2393	3	DIODE-NEGATIVE	
	16	1	9N-0943	1	PLUG-BEARING W/LL	
	17	1	9F-2247	1	PLUG-PIPE	
	18	1	9B-2282	1	HEAT SINK AS	
	19	1	100-6656	1	CLIP AS-ALTERNATOR	
	20	1	9B-9830	4	SCREW-TAPPING	
	21	1	8C-9650	4	GASHER (0.2MM THK)	
	22	1	9S-2300	4	INSULATOR	
	23	1	9S-2301	1	INSULATION	
	24	1	9S-2248	1	COIL & SUPPORT AS	
	25	1	9N-3388	3	LOCKSCREW	
	26	1	3T-8354	1	INSULATOR AS	
	27	1	7N-9023	1	SCREW AS	
	28	1	6N-1872	2	SCREW AS	
	29	1	4B-2043	4	NUT (8-32 THD)	
	30	1	100-6657	1	PLATE ALTERNATOR	
	31	1	9S-2302	1	ROTOR AS	
	32	1	9S-2005	1	GROMMET	
	33	1	2L-8075	3	TERMINAL (HORN)	
	34	1	100-6658	1	WIRE AS ALTERNATOR	
	35	1	9S-2389	1	STUD AS	
	36	1	9L-6770	1	CAP	
	37	1	2P-5616	1	FRAME DRIVE END	
	38	1	9B-2390	1	RETAINER	
	39	1	9X-2500	4	SCREW HEX FLANGE	
	40	1	9B-2009	4	SCREW-HEAD	
	41	1	100-6532	1	COLLAR ALTERNATOR	
	42	1	5P-7807	1	BALL BEARING	
	43	1	100-6531	1	CAN ALTERNATOR	
	44	1	9S-3451	1	STATOR AS	
	45	1	9S-2006	1	INSULATOR	
	46	1	9S-2005	1	GROMMET	
	47	1	9S-2014	3	CLIP	
					AVAILABLE REPAIR KIT(S)	
			9B-2013	1	KIT-RELAY TERMINAL (INCLUDES BUSHING, O RING & HARDWARE)	
			9B-2012	1	KIT-OUTPUT TERMINAL (INCLUDES GASKETS, TERMINALS, & HARDWARE)	
			9B-2290	3	KIT-DIODE-JUNCTION STUD (INCLUDES INSULATOR & STUD)	

ELECTRICAL AND STARTING SYSTEM

3E-7577 ALTERNATOR GP-CHARGING (contd.)

100914983



GRAPHIC #1

110567174

ELECTRICAL AND STARTING SYSTEM

133-8979 CONTROL GP-EMS ELECTRONIC

PIN 2YN1-UP; 4MN1-UP; 6JN1-UP; 8LN1-UP

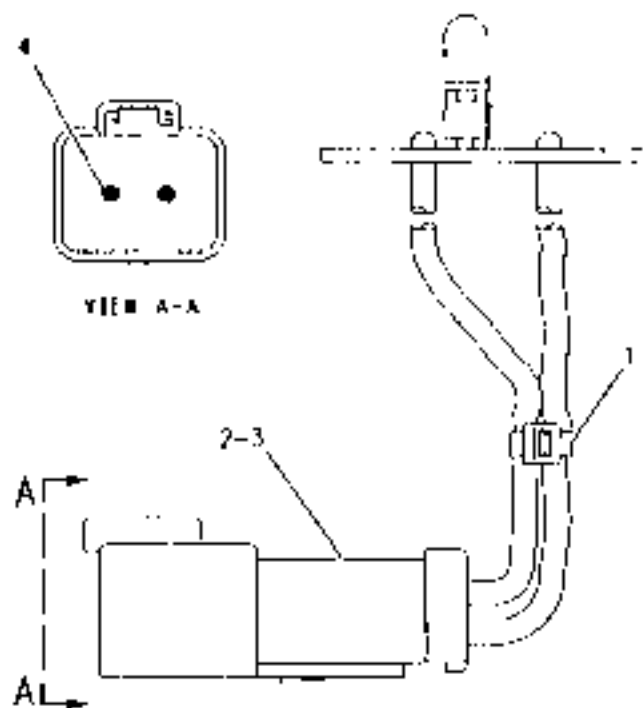
LIGHT EMITTING DIODE DISPLAY

PART OF 142-1654 PANEL GP-INSTRUMENT

SMCS-7490

100803402

NOTE	REF NO	GRAPHIC REF	PART NUMBER	QTY	PART NAME	SEE PAGE
	1	1	8L-8413	1	SHAP GRBLF (1.12IN DIA)	
	2	1	3E-3365	1	WINGE	
	3	1	102-8802	1	KIT RECEPTACLE	
	4	1	8T-8729	2	PIN-CONNECTOR	



GRAPHIC #1

400203730

ELECTRICAL AND STARTING SYSTEM

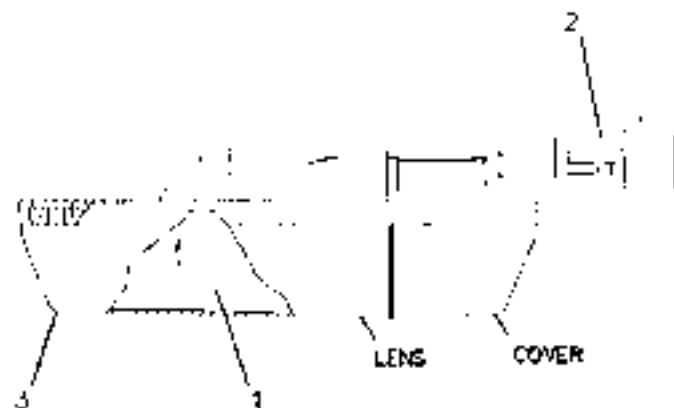
3E-6389 LAMP GP-DOME

PIN 2YN1-UP; 3ZN1-UP; 4MN1-UP; 5LN1-UP; 6JN1-UP; 7KN1-UP; 8LN1-UP; 9PH1-UP
 24 VOLT, WITH SWITCH
 PART OF 115-2331 LINER GP-CAB

SMCS-1429

100910382

NOTE	REF NO	GRAPHIC REF	PART NUMBER	QTY	PART NAME	SEE PAGE
	1	1	7N-9943	1	LAMP	
	2	1	102-8803	1	KEY RECEPTACLE (INCLUDES WEDGE & RECEPTACLE AS)	
		1	3E-3371	1	WEDGE RECEPTACLE LOCK	
		1	BT-8729	3	PIN-COMM CTION	
	3	1	7T-0020	1	LENS	



GRAPHIC #1

100316573

ELECTRICAL AND STARTING SYSTEM

106-8964 LAMP GP-FLOOD

PIN 2YN1-UP; 3ZN1-UP; 4MN1-UP; 5LN1-UP; 6JN1-UP; 7KN1-UP; 8LN1-UP; 9PN1-UP
24 VOLT. SUSPENDED

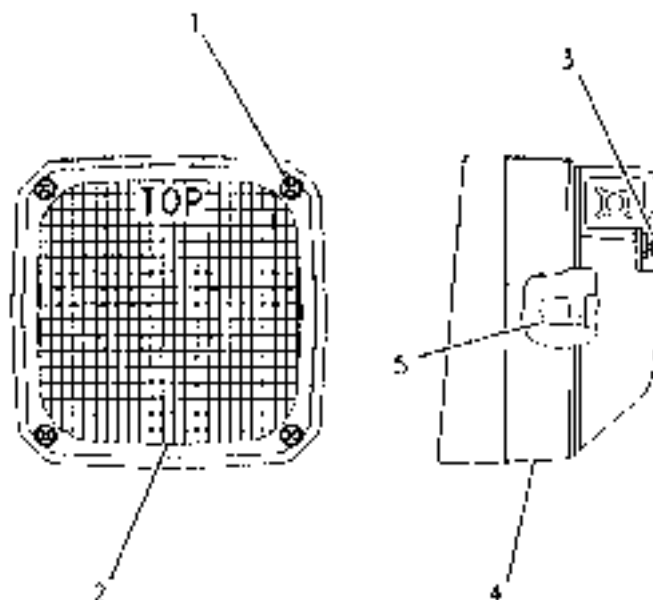
PART OF 126-8867, 126-8870 LIGHTING AR, 114-5992 LIGHTING GP-AUXILIARY

SMCS-1434

100706119

NOTE	REF NO	GRAPHIC REF	PART NUMBER	QTY	PART NAME	SEE PAGE
	1	1	107-5851	4	SCREW	
	2	1	107-5853	1	LENS AS FLOOD	
		1	107-5852	1	SEAL	
M	3	1	BT-0337	2	SCREW MACHINE (7/4X0.7X12MM)	
	4	1	107-5854	1	BODY AS LAMP	
	5	1	9X-3463	1	LAMP 124 VOLT	

M METRIC PART



GRAPHIC #1

100739162

ELECTRICAL AND STARTING SYSTEM

107-6689 LAMP GP-FLOOD

PIN 2YN1-UP; 3ZN1-UP; 4MN1-UP; 5LN1-UP; 6JN1-UP; 7KN1-UP; 8LN1-UP; 9PN1-UP
24 VOLT, VERTICAL

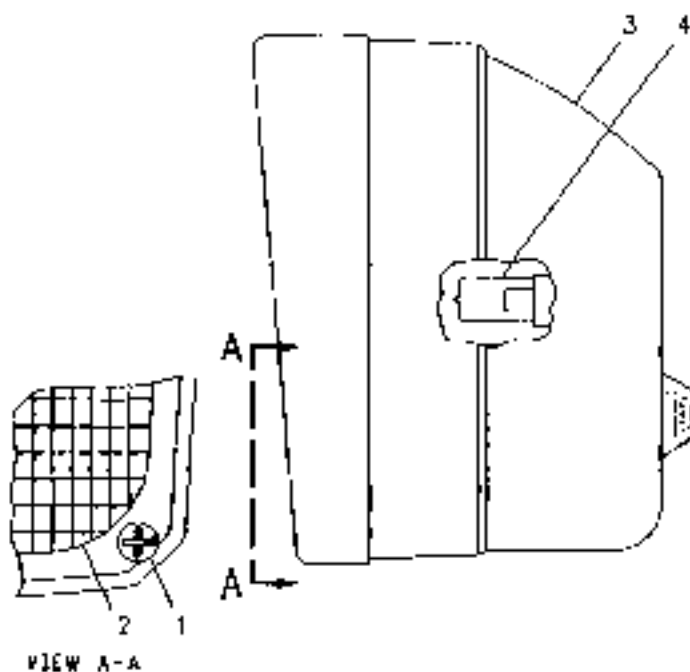
PART OF 126-8867, 126-8868 LIGHTING AR

SNCS-1434

100111739

NOTE	REF NO	GRAPHIC REF	PART NUMBER	QTY	PART NAME	SFE PAGE
	1	1	107-5851	4	SCREW	
	2	1	107-5853	1	LENS, AS FLOOD	
		1	107-5852	1	SEAL	
	3	1	107-5854	1	BODY, AS LAMP	
M		1	8T-0337	2	SCREW, MACHINE	
	4	1	9X-3483	1	LAMP	

M METRIC PART



GRAPHIC #1

jg30064813

ELECTRICAL AND STARTING SYSTEM

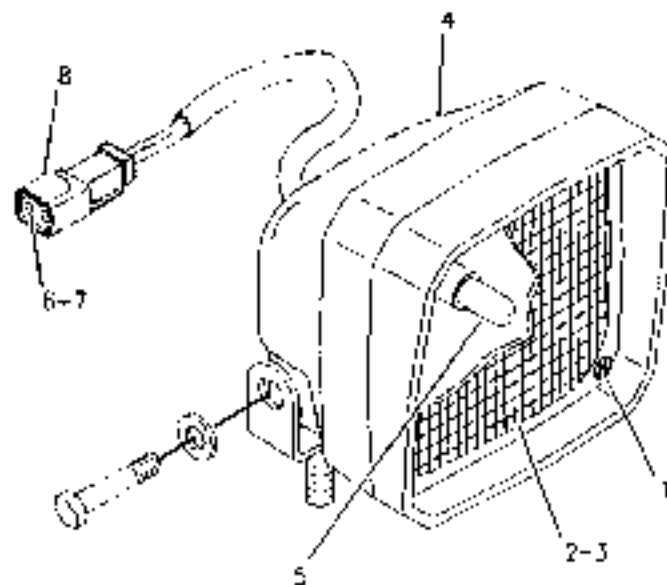
133-6335 LAMP GP-FLOOD

PIN 2YN1-UP; 3ZN1-UP; 4NN1-UP; 5LM1-UP; 6JN1-UP; 7KN1-UP; 8LN1-UP; 9PN1-UP
 24 VOLT, SUSPENDED
 PART OF 148-6352 LIGHTING AR

SMCS-1434

100730894

NOTE	REF NO	GRAPHIC REF	PART NUMBER	QTY	PART NAME	SEE PAGE
	1	1	107-5851	1	SCREW	
	2	1	107-5853	1	LENS AS FLOOD	
	3	1	107-5852	1	BEAL	
	4	1	139-8660	1	BODY AS LAMP	
	5	1	9X-3463	1	LAMP (24 VOLT)	
	6	1	8T-8729	2	PIN-CONNECTOR	
	7	1	3E-3365	1	WEDGE	
	8	1	102-8802	1	WET-RECEPTACLE (INCLUDES WEDGE & RECEPTACLE AS)	



GRAPHIC #1

QU02 12 797

ELECTRICAL AND STARTING SYSTEM

133-6336 LAMP GP-FLOOD

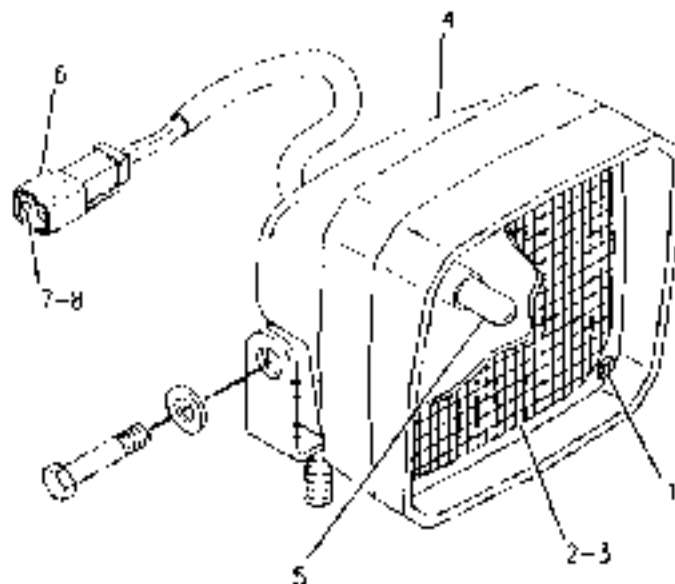
PIN 2YN1-UP; 3ZN1-UP; 4MN1-UP; 5LN1-UP; 6JN1-UP; 7KN1-UP; 8LR1-UP; 9PN1-UP
24 VOLT, VERTICAL

PART OF 148-6352 LIGHTING AR

SMCS-1434

100708460

NOTE	REF NO	GRAPHIC REF	PART NUMBER	QTY	PART NAME	SEE PAGE
	1	1	107-5851	4	SCREW	
	2	1	107-5853	1	LENS AS-FLEXID	
	3	1	107-5852	1	SEAL	
	4	1	139 8860	1	BODY AS-LAMP	
	5	1	9X-3463	1	LAMP (24 VOLT)	
	6	1	102 8802	1	KIT RECEPTACLE (INCLUDES WIRE & RECEPTACLE AS)	
	7	1	8T-8729	2	PIN-CONNECTOR	
	8	1	3E-3365	3	WEDGE	



GRAPHIC #1

q00125H483

ELECTRICAL AND STARTING SYSTEM

147-0319 LAMP GP-FLOOD

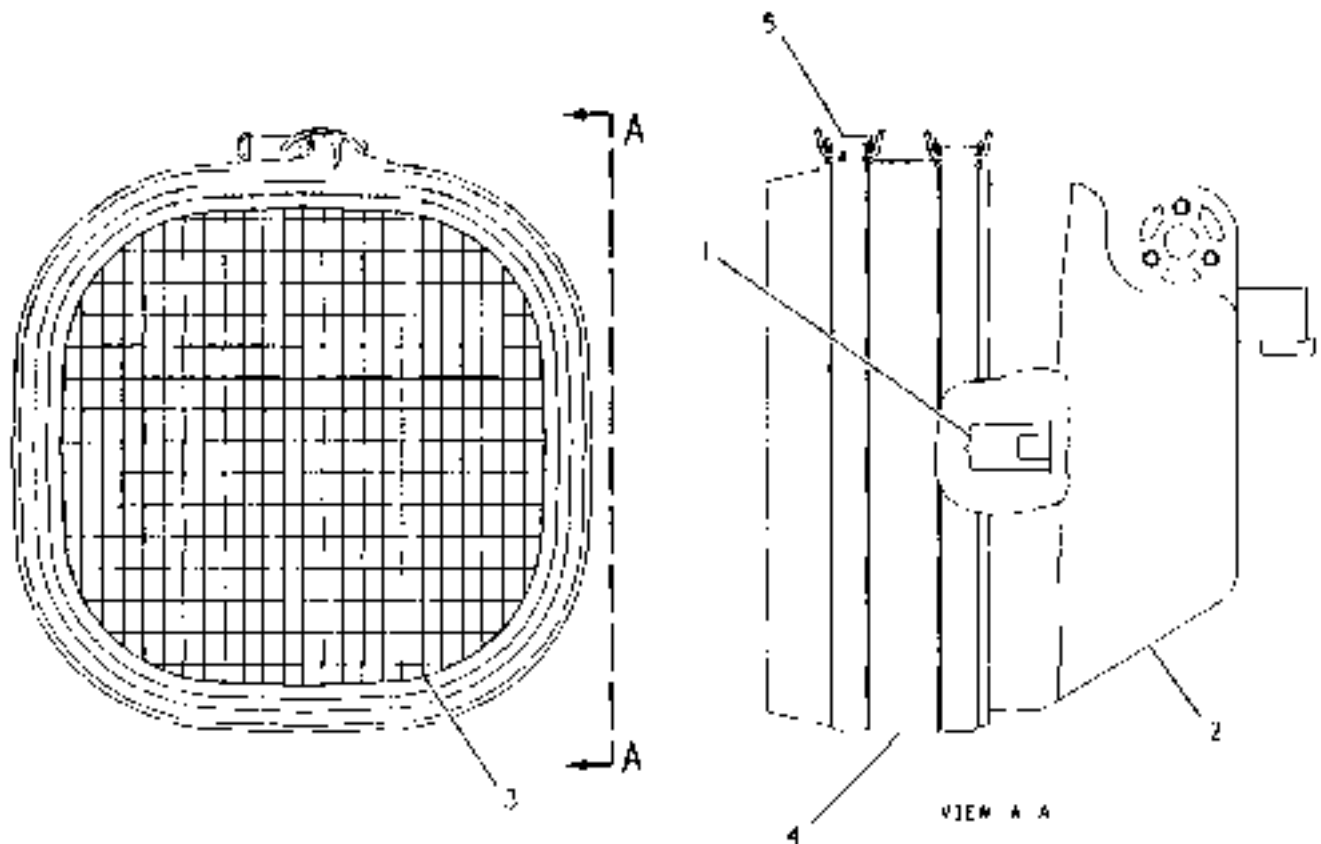
PIN 2YM1-UP; 3ZM1-UP; 4MN1-UP; 5LN1-UP; 6JN1-UP; 7KM1-UP; 8LN1-UP; 9PN1-UP
24 VOLT. SUSPENDED

PART OF 126-8870 LIGHTING AR, 125-2001 LIGHTING GP-FLOOD

SMCS-1434

100898999

NOTE	REF NO	GRAPHIC REF	PART NUMBER	QTY	PART NAME	SEE PAGE
	1	1	9X-3463	1	LAMP	
	2	1	158-0250	1	BODY AS LAMP	
	3	1	158-0248	1	LENS AS-FLOOD	
	4	1	158-0252	1	BF-TIL	
	5	1	158-0251	2	SO AMP	



GRAPHIC #1

g00456549

ELECTRICAL AND STARTING SYSTEM

126-8867 LIGHTING AR-CUSTOM

PIN 2YN1-UP; 3ZN1-UP; 4MN1-UP; 5LN1-UP; 6JN1-UP; 7KN1-UP; 8LN1-UP; 9PN1-UP

SMCS-1429

101009183

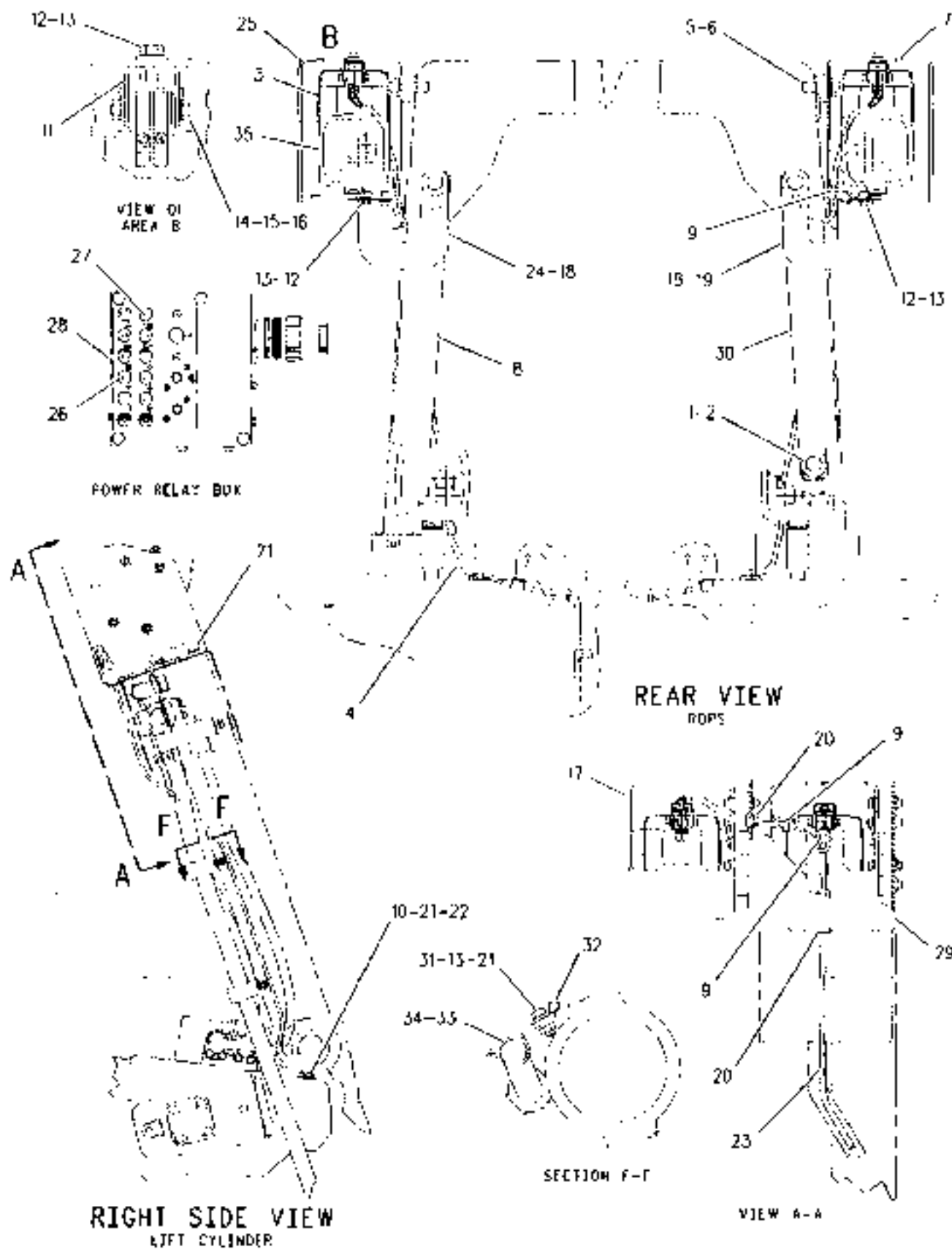
NOTE	REF NO	GRAPHIC REF	PART NUMBER	QTY	PART NAME	SEE PAGE
	1	1	7X-0365	4	BOLT (3/8 10X1.50IN)	
	2	1	7X-0564	4	WASHER HARD (3MM THK)	
Y	3	1	68-8961	2	LAMP GP FLOOD	171
	4	1	126-8874	2	HARNISS AS	
	5	1	8T-9399	2	BOLT (3/8 10X2.25IN)	
	6	1	8T-4994	2	WASHER (5MM THK)	
	7	1	10-3061	1	GUARD AS LH	
	--	1	1F-0750	1	NUT WELD (3/8-16 THD)	
	--	1	7T-1099	2	LINK	
H	8	1	109-9955	1	PLATE AS	
	9	1	9X-6772	14	STRAP CABLE	
	10	1	5P-9085	2	CLIP (7.94MM ID)	
	11	1	111-8014	4	BRACKET AS	
	--	1	--	4	(EACH INCLUDES)	
	--	1	1F-0750	1	NUT WELD (3/8 16 THD)	
	12	1	5B-3062	8	BOLT (3/8 16X 75IN)	
	13	1	5P-1075	12	WASHER HARD (3MM THK)	
	14	1	5P-2955	4	BOLT (5/16 18X2.50IN)	
	15	1	8T-4224	8	WASHER HARD (2MM THK)	
	16	1	6V-8189	4	NUT (5/16 18 THD)	
Y	17	1	114-6992	4	LIGHTING GP-AUXILIARY	156
H	18	1	5G-6401	2	BOSS	
	19	1	110-0092	1	BRACKET	
	20	1	5P-8522	4	SPRINET	
	21	1	4L-6454	14	BOLT (3/8 16X1 0TH)	
	22	1	8T-4896	2	WASHER HARD (2.5MM THK)	
	23	1	126-8873	2	HARNISS AS	
	24	1	109-9957	1	BRACKET	
	25	1	10-3061	1	GUARD AS LH	
	--	1	1F-0750	4	NUT WELD (3/8-16 THD)	
	--	1	7T-1099	2	LINK	
	26	1	8M-6456	1	FUSE (20 AMP)	
	27	1	8M-8948	1	FUSE (15 AMP)	
	28	1	126-8876	1	ETIM PANEL	
	29	1	104-6339	2	GUARD AS	
	--	1	--	4	(EACH INCLUDES)	
	--	1	7T-1099	4	LINK	
B	30	1	111-6798	1	PLATE AS	
	--	1	7T-1099	3	LINK	
	31	1	6V-8801	4	NUT (3/8-16 THD)	
	32	1	4P-7784	4	CLIP (10.0MM ID)	
	33	1	6K-4935	4	BRACKET	
	34	1	6K-4934	4	CLIP	
Y	35	1	107-8686	2	LAMP GP-FLOOD	172

H-USE AS REQUIRED
Y-SEPARATE ILLUSTRATION

ELECTRICAL AND STARTING SYSTEM

126-8867 LIGHTING AR (contd.)

101009183



GRAPHIC #1

9302161909

ELECTRICAL AND STARTING SYSTEM

126-8868 LIGHTING AR-CUSTOM

PIN 2YN1-UP; 3ZN1-UP; 4MN1-UP; 5LN1-UP; 6JN1-UP; 7KN1-UP; 8LN1-UP; 9PN1-UP

SMCS-1429

101009252

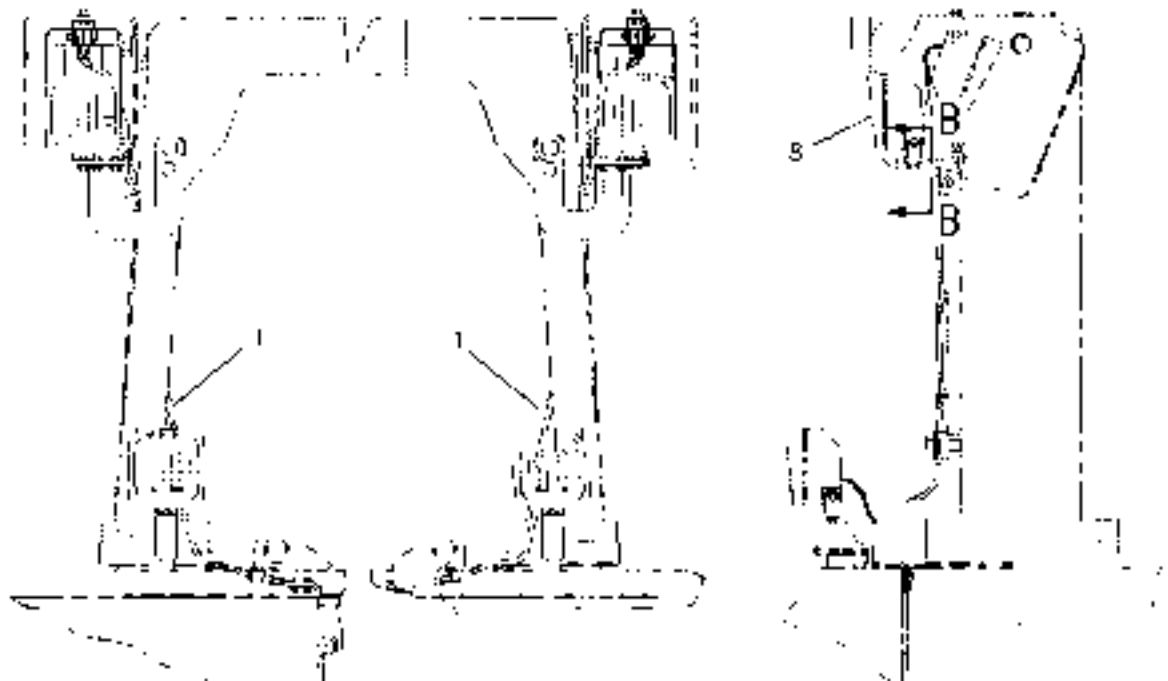
NOTE	REF NO	GRAPHIC REF	PART NUMBER	QTY	PART NAME	SEE PAGE
	1	1	126-8874	2	HARNESSES AS	
	2	1	111-8314	2	BRACKET AS	
		1	1F-0750	1	NUT WELD (3/8" LG THD)	
	3	1	5M-3062	2	BOLT (3/8" 6X.75IN)	
	4	1	5P-1075	2	WASHER HARD (2MM THK)	
	5	1	5P-2955	2	BOLT (5/16" 18X2 50IN)	
	6	1	8T-4224	4	WASHER HARD (2MM THK)	
	7	1	6V-8188	2	NUT (3/16" 18 THD)	
Y	8	1	107-6689	2	LAMP GP-11000	177
Y	9	1	114-5592	2	LIGHTING UP-AUXILIARY	186
	10	1	9X-6772	2	STRAP-CABLE	
	11	1	5P-8522	2	GRUBNER	
	12	1	126-8873	2	HARNESSES AS	
	13	1	126-8876	1	FILM-PANEL	
	14	1	8M-0456	1	FUSE (20 AMP)	
	15	1	8M-8948	1	FUSE (15 AMP)	

Y SEPARATE ILLUSTRATION


ELECTRICAL AND STARTING SYSTEM

126-8868 LIGHTING AR (contd.)

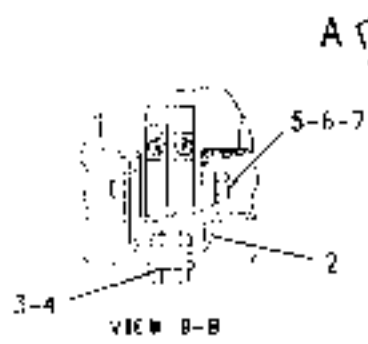
101009252



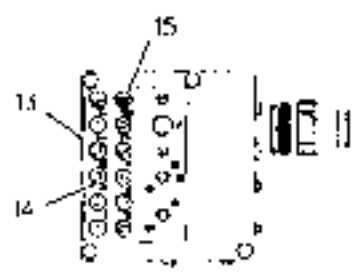
RIGHT SIDE VIEW
(ROPS)



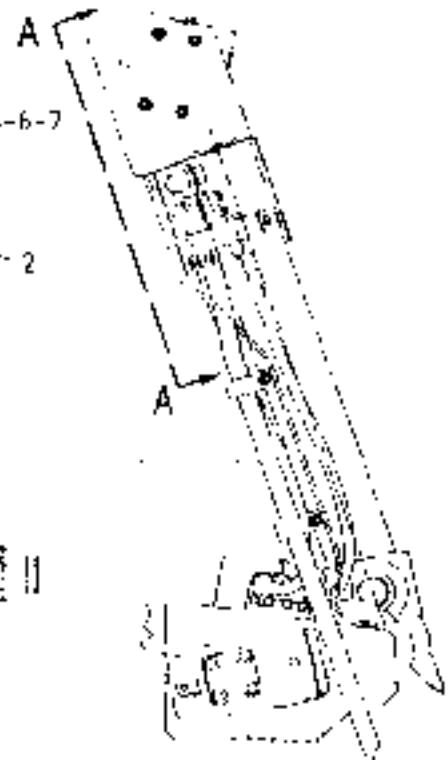
VIEW A-A



VIEW B-B



L.H. VIEW
POWER RELAY BOX



RIGHT SIDE VIEW
LIFT CYLINDERS

GRAPHIC #1

g00285042

ELECTRICAL AND STARTING SYSTEM

126-8870 LIGHTING AR

PIN 2YN1-UP; 3ZNI-UP; 4KN1-UP; 5LN1-UP; 6JN1-UP; 7KN1-UP; 8LN1-UP; 9PN1-UP
 WASTE DISPOSAL ARRANGEMENT
 PART OF 128-4092 DISPOSAL AR
 TYPE 1

SMCS-1429

▲00598624

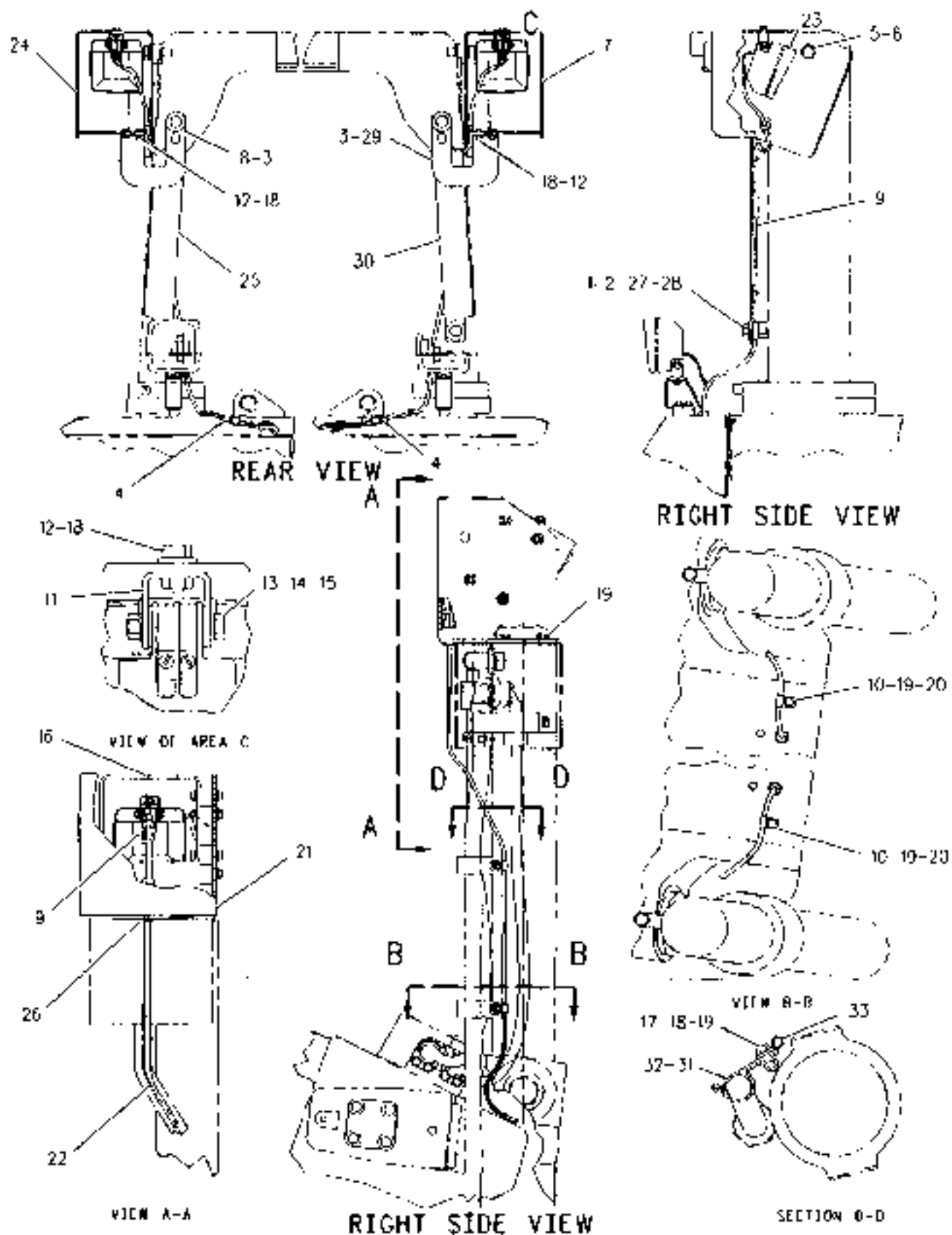
NOID	REF NO	GRAPHIC REF	PART NUMBER	QTY	PART NAME	SEE PAGE
	1	1	7X-0365	4	BOLT (3/4-10X1.50IN)	
B	2	1	7X-0564	4	WASHER HARD (3MM THK)	
U	3	1	5G-6401	2	BOSS	
	4	1	126-8872	2	HARNES AS	
	5	1	8T-9399	2	BOLT (3/4-10X2.25IN)	
	6	1	8T-4994	2	WASHER (5MM THK)	
	7	1	10-3064	1	GUARD AS-RR	
		1	1F-0750	4	NUT WELD (3/8-16 THD)	
		1	7T-1099	2	LINK	
	8	1	109-8957	1	BRACKET	
	9	1	9X-6772	12	STRAP SAHF	
	10	1	5P-9085	2	CLIP (7.04MM ID)	
	11	1	111-8314	2	BRACKET AS	
		1	1F-0750	1	NUT WELD (3/8-16 THD)	
		1	115-0617	1	BRACKET	
	12	1	5M-3052	8	BOLT (3/8-16X.750IN)	
	13	1	5P-2955	2	BOLT (5/16-18X.500IN)	
	14	1	8T-4224	4	WASHER HARD (2.5 THK)	
	15	1	6V-8189	2	NUT (3/8-16 THD)	
Y	16	1	114-5997	2	LIGHTING GP-AUXILIARY	190
	17	1	6V-8801	4	NUT (3/8-16 THD)	
	18	1	5P-1075	10	WASHER HARD (3MM THK)	
	19	1	4L-6454	14	BOLT (3/8-10X1.01IN)	
	20	1	8T-4896	2	WASHER HARD (2.5MM THK)	
	21	1	104-6339	2	GUARD AS	
		1	7T-1099	4	LINK	
	22	1	126-8875	2	HARNES AS	
Y	23	1	106-8254	2	LAMP GP-1.000	171
	24	1	10-3061	1	GUARD AS-RR	
		1	1F-0750	4	NUT WELD (3/8-16 THD)	
		1	7T-1099	2	LINK	
B	25	1	109-8955	1	PLATE AS	
		1	7T-1099	3	LINK	
	26	1	6P-8627	2	GROMMET	
B	27	1	8T-8824	4	BOLT (3/4-10X2.50IN)	
B	28	1	7X-0369	4	BOLT (3/4-10X2.25IN)	
	29	1	110-0092	1	BRACKET	
B	30	1	111-8798	1	PLATE AS	
		1	7T-1099	3	LINK	
	31	1	6K-4935	4	BRACKET	
	32	1	6K-4934	4	CLIP	
	33	1	4D-7794	4	CLIP (10.00MM ID)	

G USE AS REQUIRED
 Y SEPARATE ILLUSTRATION

ELECTRICAL AND STARTING SYSTEM

126-8870 LIGHTING AIR (contd.)

i00599624



GRAPHIC #1

g00264046

ELECTRICAL AND STARTING SYSTEM

126-8870 LIGHTING AR

PIN 2YN1-UP; 3ZN1-UP; 4MN1-UP; 5LN1-UP; 6JN1-UP; 7KN1-UP; 8LN1-UP; 9PN1-UP
 WASTE DISPOSAL ARRANGEMENT
 PART OF 126-4092 DISPOSAL AR
 TYPE 2

SMCS-1429

100958681

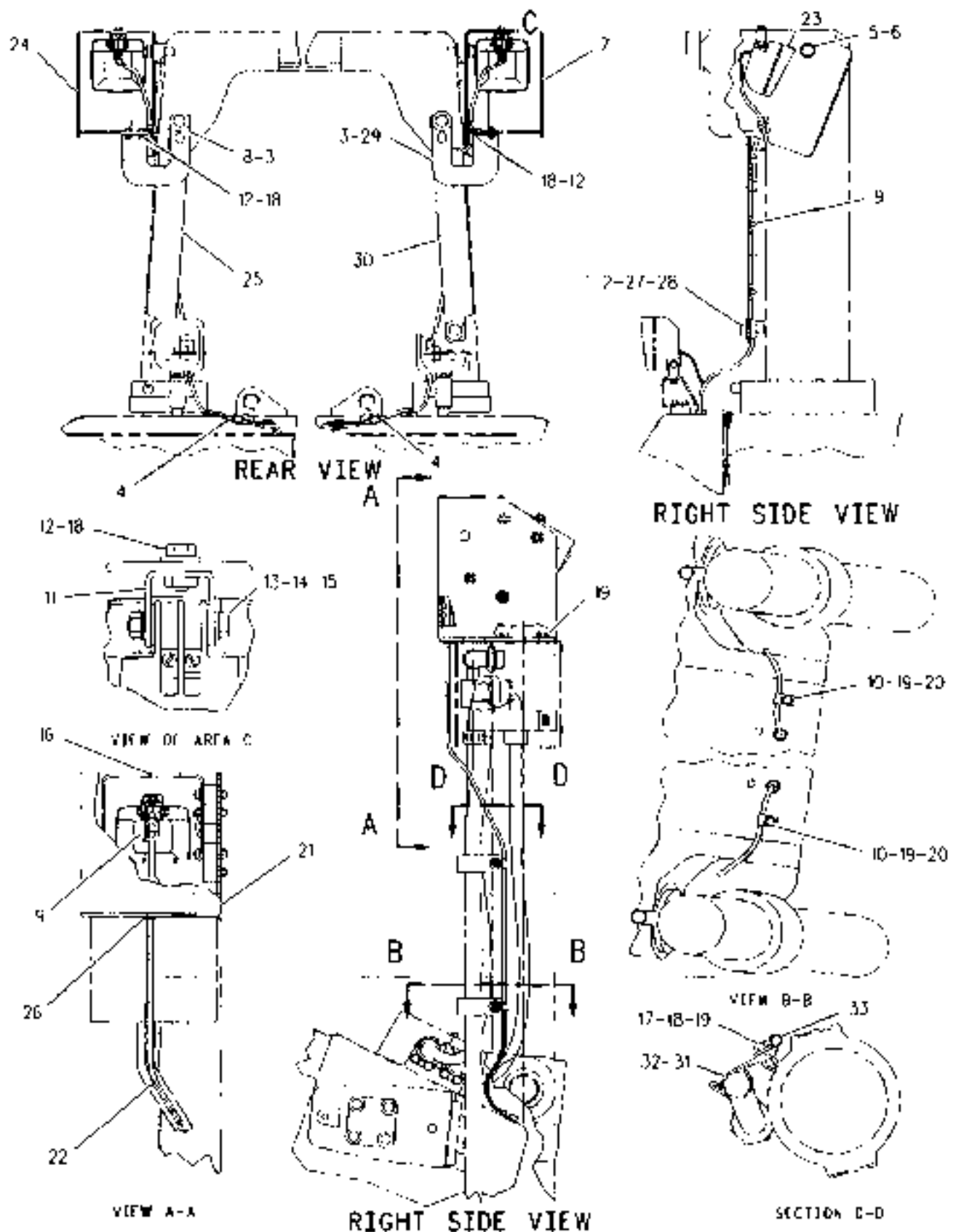
NOTE	REF NO	GRAPHIC REF	PART NUMBER	QTY	PART NAME	SEE PAGE
	1		7X-0365	4	BOLT (3/4 10X1.50IN)	
B	2		7X-0564	4	WASHER-HARD (3MM THK)	
B	3	1	5G-6401	2	ROSS	
C	4	1	151-6175	2	HARNISS AS	
	5		8T-9399	2	BOLT (3/4 10X2.25IN)	
	6	1	8T-4994	2	WASHER (5MM THK)	
	7	1	10-3064	1	GUARD AS LH	
		1	1F-0750	4	NUT WELD (3/8-16 THD)	
			7T-1099	2	LINK	
	8	1	109-9957	1	BRACKET	
	9	1	9X-6772	12	SHOULD BUSH	
	10		5P-9085	2	CLIP	
	11		111-8314	2	BRACKET AS	
		1	1F-0750	1	NUT WELD (3/8-16 THD)	
		1	115-0617	1	BRACKET	
	12		5M-3062	6	BOLT (3/8 16X 75IN)	
	13		5P-2955	2	BOLT (5/16-18X2.50IN)	
	14	1	8T-4224	4	WASHER-HARD (2MM THK)	
	15	1	6V-8189	2	NUT (5/16-18 THD)	
CY	16		125-2001	2	LIGHTING GP FLOOD	167
	17	1	6V-8801	4	NUT (3/8 16 THD)	
	18	1	5P-1075	10	WASHER HARD (3MM THK)	
	19	1	4L-6454	14	BOLT (3/8 16X1.00IN)	
	20		8T-4896	2	WASHER-HARD (2.5MM THK)	
	21	1	104-6339	2	GUARD AS	
		1	7T-1099	4	LINK	
C	22	1	151-6176	2	HARNISS AS	
CY	23		147-0319	2	LAMP GP FLOOD	175
	24	1	10-3061	1	GUARD AS LH	
		1	1F-0750	4	NUT WELD (3/8 16 THD)	
		1	7T-1099	2	LINK	
B	25	1	109-9955	1	PLATE AS	
		1	7T-1099	3	LINK	
	26	1	5P-9522	2	GROMMET	
B	27	1	8T-8924	4	BOLT (3/4-10X2.50IN)	
B	28	1	7X-0369	4	BOLT (3/4-10X3.25IN)	
	29	1	110-0092	1	BRACKET	
B	30	1	111-8798	1	PLATE AS	
		1	7T-1099	3	LINK	
	31	1	6K-4935	4	BRACKET	
	32	1	6K-4934	4	CLIP	
	33	1	40-7794	4	CLIP (10.0MM ID)	

B-USE AS REQUIRED
 C-CHANGE FROM PREVIOUS TYPE
 Y-SEPARATE ILLUSTRATION

ELECTRICAL AND STARTING SYSTEM

126-8870 LIGHTING AR (contd.)

100958681



GRAPHIC #1

000284000

ELECTRICAL AND STARTING SYSTEM

148-6352 LIGHTING AR-CUSTOM

PIN 2YN1-UP; 3ZN1-UP; 4MN1-UP; 5LN1-UP; 6JN1-UP; 7KN1-UP; 8LN1-UP; 9PN1-UP

SMCS-1429

101009608

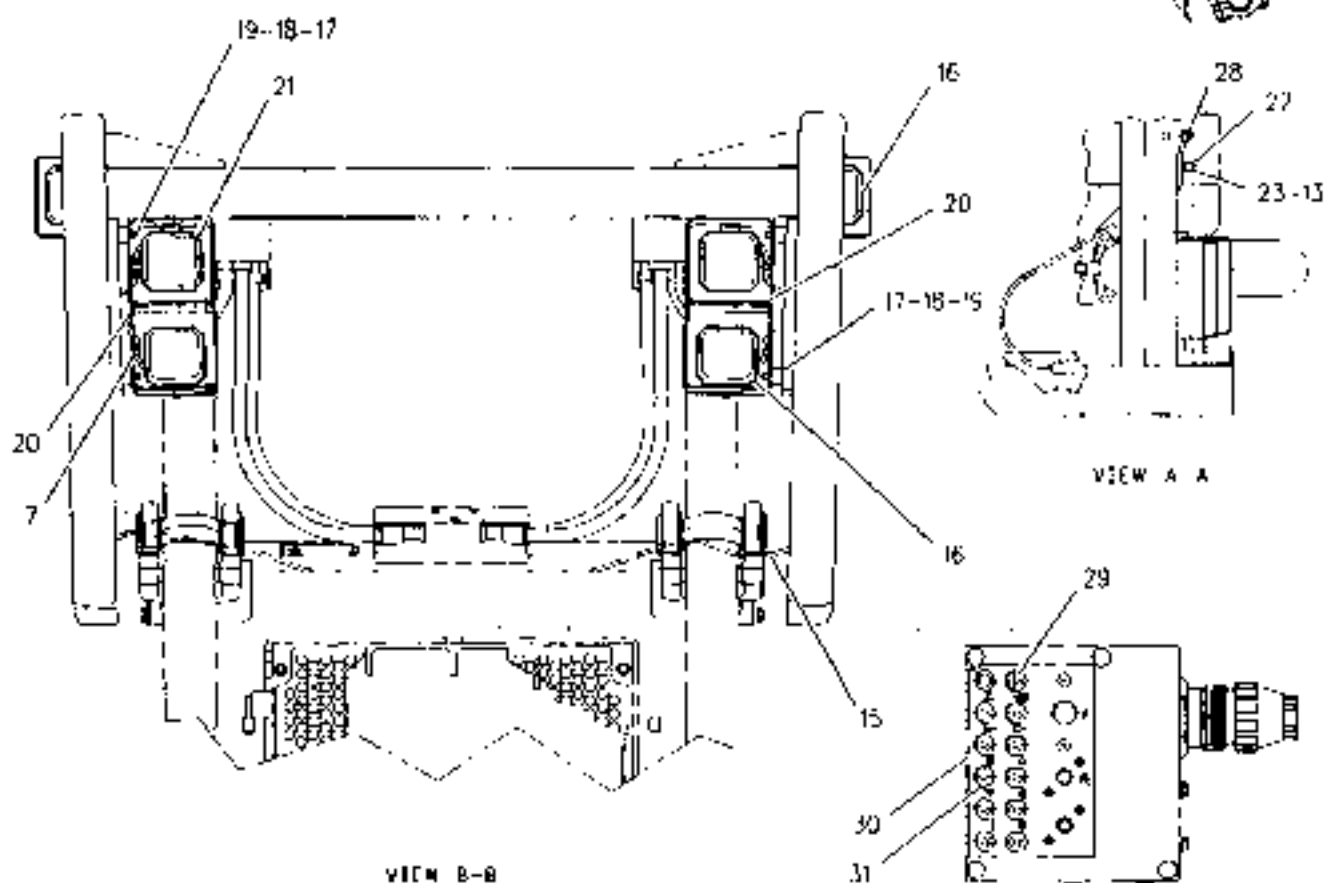
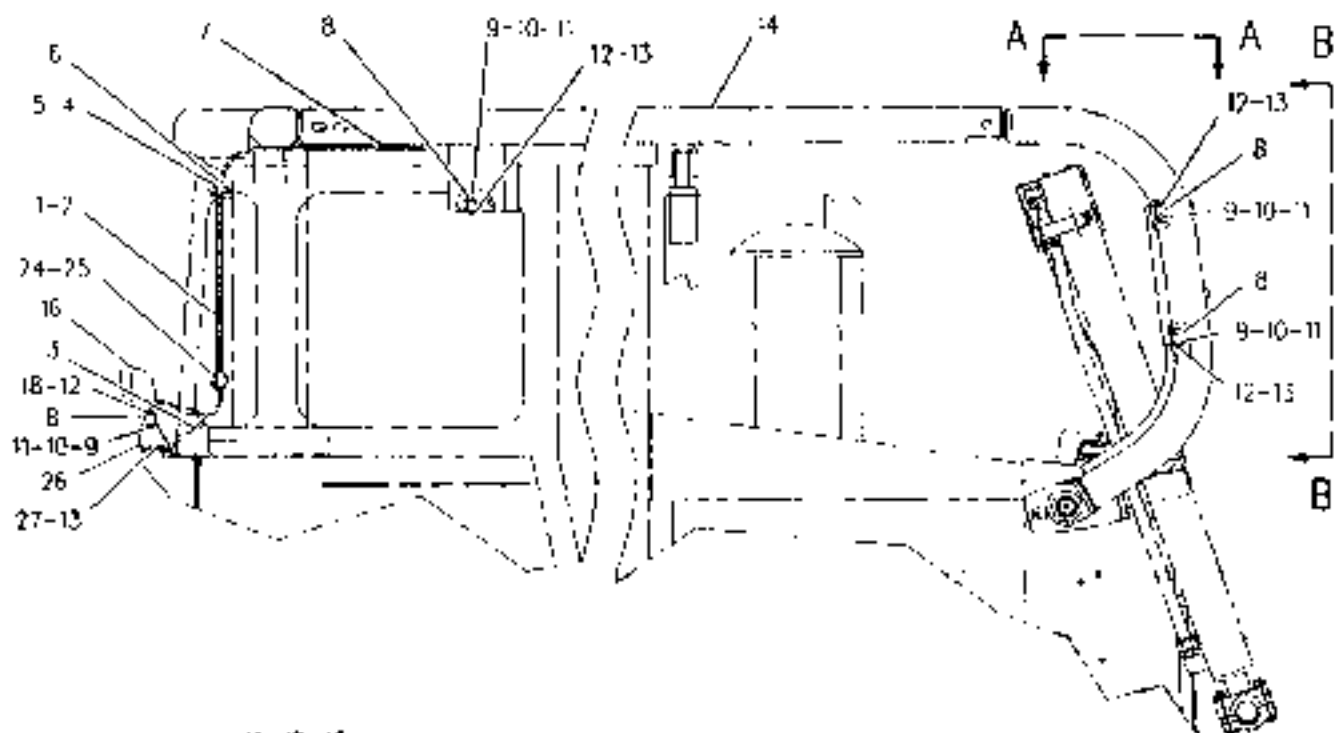
NOTE	REF NO	GRAPHIC REF	PART NUMBER	QTY	PART NAME	SEE PAGE
	1	1	111-8798	1	PLATE AS	
		1	7T-1099	3	LINK	
	2	1	109-9955	1	PLATE AS	
		1	7T-1099	3	LINK	
	3	1	148-8954	2	HARNESSES AS	
	4	1	7X-0365	4	BOLT (3/4-10X1.50IN)	
	5	1	7X-0564	4	WASHER HARD (3MM THK)	
	6	1	5G-6401	2	BOSS	
	7	1	7K-1181	16	STRAP CABLE (4.00IN DIA)	
	8	1	111-8314	8	BRACKET AS	
	9	1	5P-2955	8	BOLT (5/16-18X2.50IN)	
	10	1	8T-4224	16	WASHER HARD (3MM THK)	
	11	1	6V-8109	8	NUT (5/16-10 THD)	
	12	1	5M-3062	8	BOLT (3/8-16X.75IN)	
	13	1	8T-4896	12	WASHER HARD (2.5MM THK)	
Y	14	1	149-1454	1	SWEEP AS	548
	15	1	148-8955	2	HARNESSES AS	
Y	16	1	133-6336	6	LAMP BR FLOOD	174
	17	1	9W-4361	8	MOUNT	
	18	1	5P-1075	10	WASHER HARD (3MM THK)	
	19	1	6V-8801	8	NUT (3/8-16 THD)	
	20	1	114-2368	2	GUARN AS	
					(EACH INCLUDES)	
		1	7T-1099	1	LINK	
Y	21	1	133-6336	2	LAMP BR FLOOD	174
	22	1	5P-9085	2	CLIP (7.94MM ID)	
	23	1	4L-6454	2	BOLT (3/8-16X1.0IN)	
	24	1	8T-8924	4	BOLT (3/4-10X2.50IN)	
	25	1	7X-0369	4	BOLT (3/4-10X2.50IN)	
	26	1	8E-1928	2	BRACKET AS	
	27	1	55-7379	4	BOLT (3/8-16X.875IN)	
	28	1	6H-4005	2	GROMMET	
	29	1	8N-8948	1	FUSE (15 AMP)	
	30	1	126-8876	1	FLIM-FANFL	
	31	1	8M-0456	1	FUSE (20 AMP)	

Y-SEPARATE ILLUSTRATION

ELECTRICAL AND STARTING SYSTEM

148-6352 LIGHTING AIR (contd.)

i01009508



GRAPHIC #1

400200021

ELECTRICAL AND STARTING SYSTEM

114-5992 LIGHTING GP-AUXILIARY

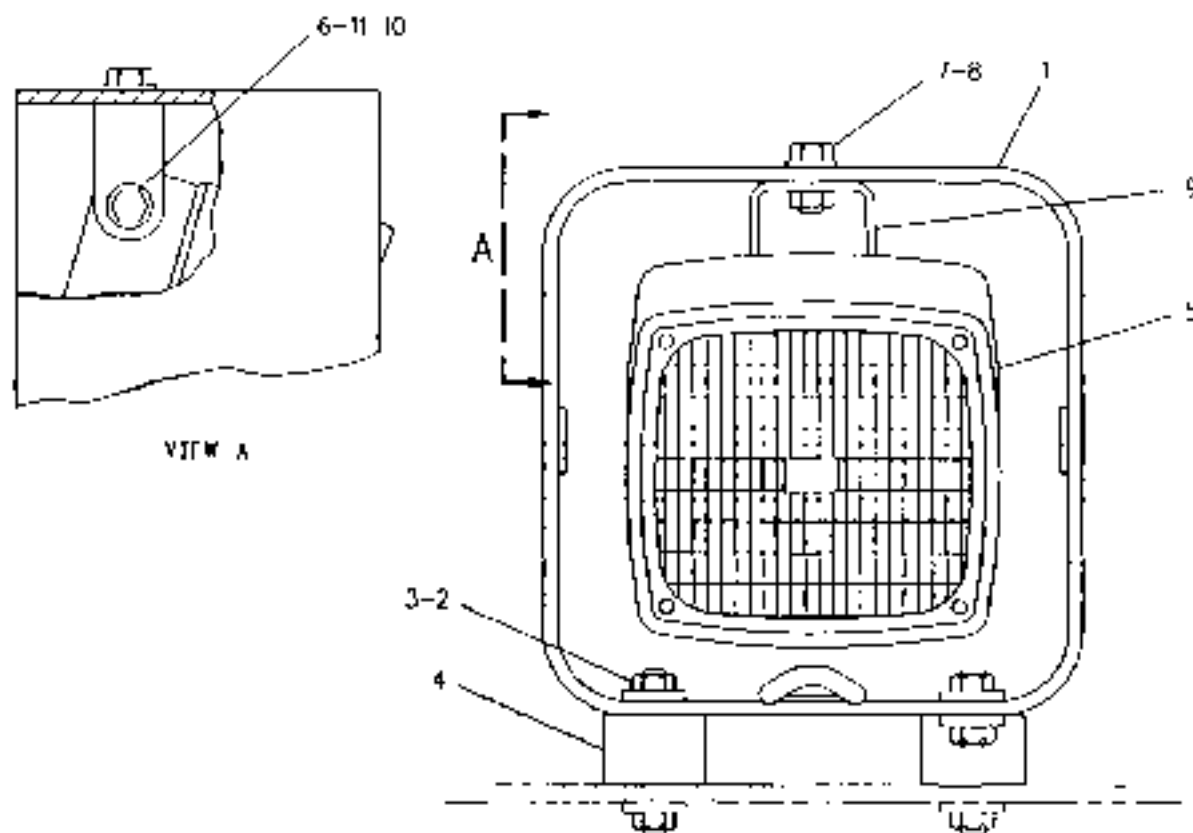
PIN 2YM1-UP; 3ZN1-UP; 4MN1-UP; 5LN1-UP; 6JN1-UP; 7KN1-UP; 8LN1-UP; 9PN1-UP
PART OF 126-BB67, 126-8868, 126-8870 LIGHTING AR

SMCS-1429

101024284

NOTE	REF NO	GRAPHIC REF	PART NUMBER	QTY	PART NAME	SEE PAGE
	1	1	114-2368	1	GUARD AS	
		1	71-1099	1	LINK	
b	2	1	6V-8601	8	NUT (3/8-16 THD)	
	3	1	5P-1075	8	WASHER HARD (3MM THK)	
	4	2	9W-4381	4	MOUNT	
Y	5	1	106-A964	1	LAMP GP FLOOD	17
	6	1	5P-2955	1	BOLT (5/16-18x2.5CIN)	
	7	1	5N-3062	1	BOLT (3/8-16x.75IN)	
	8	1	8T-4696	1	WASHER HARD (2.5MM THK)	
	9	1	111-8314	1	BRACKET AS	
		1	9F-2978	1	NUT WELD (3/8-16 THD)	
	10	1	6V-8189	1	NUT (5/16-18 THD)	
	11	1	8T-4224	2	WASHER HARD (2MM THK)	

b USE AS REQUIRED
Y SEPARATE ILLUSTRATION



GRAPHIC #1

900240196

ELECTRICAL AND STARTING SYSTEM

125-2001 LIGHTING GP-FLOOD

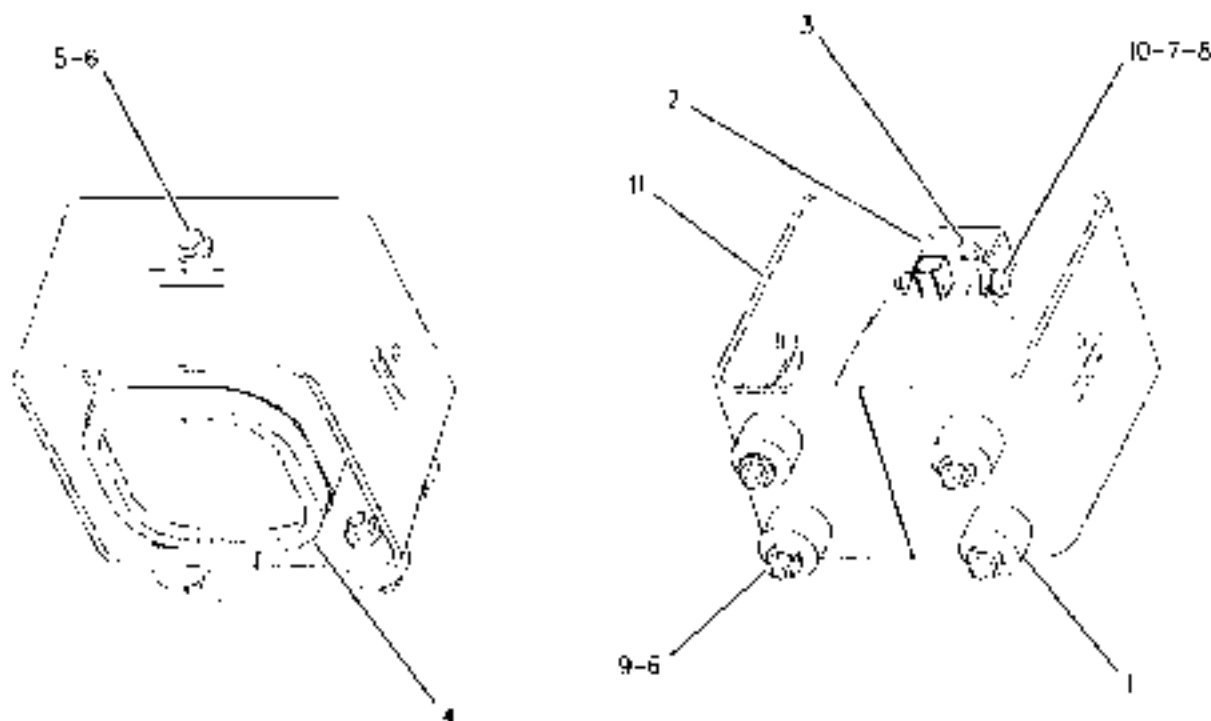
PIN 2YH1-UP; 3ZN1-UP; 4MN1-UP; 5LN1-UP; 6JH1-UP; 7KN1-UP; 8LM1-UP; 9PH1-UP
PART OF 126-8870 LIGHTING AR

SMCS-1429

100958775

NOTE	REF NO	GRAPHIC REF	PART NUMBER	QTY	PART NAME	SEE PAGE
	1	1	9W-4361	1	LIGHT	
	2	1	111-8314	1	BRACKET AS	
	3	1	1F-0750	1	NUT (5/16-18 (1.75 IN))	
Y	4	1	147-0319	1	LAMP GP FLOOD	175
	5	1	5M-3062	1	BOLT (3/8-16X.75IN)	
	6	1	5P-1075	9	WASHER HARD (30M THK)	
	7	1	5P-2955	1	BOLT (5/16-18X2.50IN)	
	8	1	6V-8189	1	NUT (5/16-18 THD)	
	9	1	6V-8801	2	NUT (3/8-16 THD)	
	10	1	8T-4224	2	WASHER HARD (20M THK)	
	11	1	114-2368	1	BLANK AS	
			7T-1099	1	LINK	

Y SEPARATE ILLUSTRATION



GRAPHIC #1

g00438569

ELECTRICAL AND STARTING SYSTEM

128-3172 MOTOR GP-ELECTRIC-CUSTOM*R

PIN 2YN1-UP; 3ZN1-UP; 4MN1-UP; 5LN1-UP; 6JN1-UP; 7KN1-UP; 8LN1-UP; 9PN1-UP
PART OF 120-3157 PRELUBE & FAST FILL OIL AR, 120-3156 PRELUBE AR-ENGINE

SMCS-1603

100604349

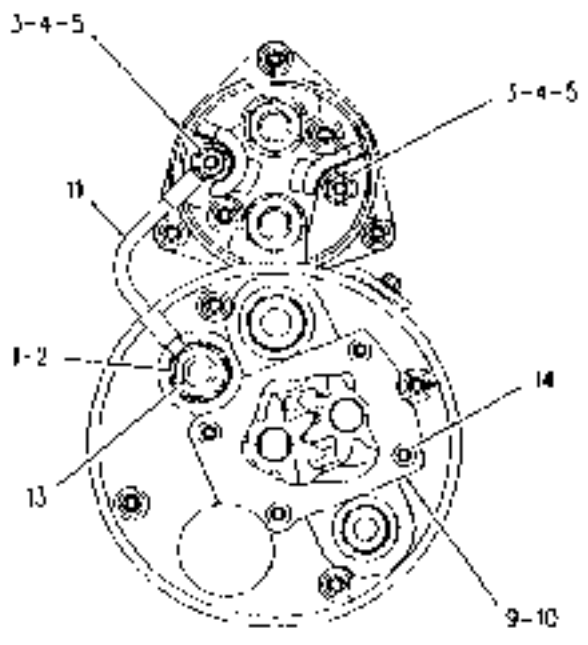
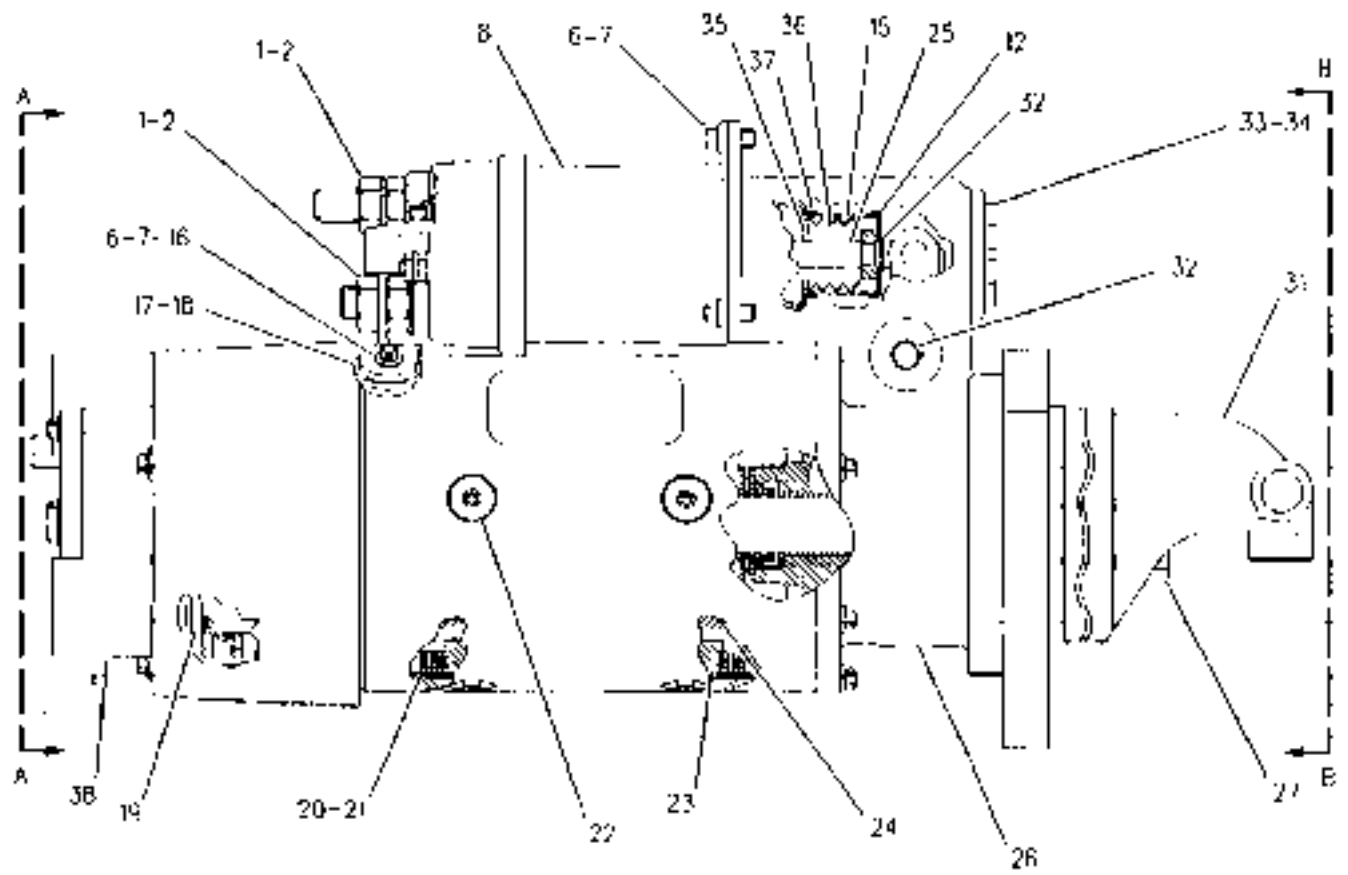
NOTE	REF NO	GRAPHIC REF	PART NUMBER	QTY	PART NAME	SEE PAGE
	1	1	6V-8188	3	NUT (1/2-13 THD)	
	2	1	7X-0862	3	WASHER-HARD (0.004 THK)	
	3	1	4B-2049	2	NUT (10-32 THD)	
	4	1	8T-0328	2	WASHER-HARD (1MM THK)	
	5	1	8F-1434	2	LOCKWASHER (5MM ID)	
	6	1	8T-4205	4	WASHER-HARD (2MM THK)	
	7	1	56-7349	4	BOLT (1/4-20X0.5IN)	
	8	1	9X-9511	1	SKID SHOUL AS	
	9	1	111-9883	1	COVER-STARTER	
	10	1	111-9885	1	GASKET-STARTING MOTOR	
	11	1	3T-3422	1	WIRE AS	
		1	2L-8085	1	TERMINAL (10 GA)	
		1	2L-8071	1	TERMINAL (10 GA)	
(U)		1	5P-5621	1	WIRE (12 GA) (ADM)	
	12	1	4M-1827	1	RETAINER SPRING	
	13	1	8T-8566	1	TERMINAL AS	
	14	1	8H-0707	4	BOLT (1/4-20X0.9IN)	
	15	1	9M-7609	1	SPRING	
	16	1	7T-3271	1	CONNECTOR	
	17	1	8T-8569	1	INSULATOR-TERMINAL	
	18	1	7T-3451	1	INSULATOR-TERMINAL	
	19	1	7T-3278	1	HOLDER AS-BRUSH	
	20	1	7T-3277	1	COIL AS-FIELD	
	21	1	7T-3454	1	INSULATOR	
	22	1	3F-0370	8	SCREW-POLE SHOE	
	23	1	6H-1141	4	SHOE-POLE	
	24	1	140-7437	1	ARMATURE AS-STARTER	
	25	1	7T-3270	1	PLUNGER AS	
	26	1	3E-7775	1	HOUSING AS	
	27	1	6M-3827	1	DRIVE AS-MOTOR	
	28	1	036-9823	5	BOLT	
	29	1	3T-3434	6	PLUG (12.7MM OD SPHERL)	
	30	1	7X-3373	6	BOLT (5/16-18X.88IN)	
	31	1	7T-3974	1	HOUSING AS DRIVE	
	32	1	2M-3429	2	RING-RETAINING	
	33	1	4M-1831	1	PLUG LEVER HOUSING	
	34	1	7L-2894	1	GASKET	
	35	1	036-9821	1	WASHER	
	36	1	7T-3269	1	BOOT	
	37	1	4M-1828	1	RETAINER SPRING	
	38	1	140-7436	1	HOUSING AS STARTER	
					AVAILABLE REPAIR KIT(S):	
			BC-3855	1	KIT-BRUSH (STARTER BRUSH KIT) (INCLUDES SPRINGS, BRUSH ASSEMBLIES & SCREWS)	
			7T-3267	1	KIT-BUSHING (STARTER BUSHING KIT)	
			7T-3268	1	KIT-LEVER (SEAFER LEVER KIT) (INCLUDES RETAINER, LEVER ASSEMBLIES, NUT & SEALS)	
			8T-9884	1	KIT-INSULATOR (STARTER INSULATOR KIT) (INCLUDES BUSHING & INSULATORS)	
			117-0810	1	KIT-BEARING (STARTER BEARING KIT) (INCLUDES THRUST WASHERS AND THRUST BEARING)	
			111-9866	1	GEAR KIT-STARTING MOTOR (STARTER GEAR KIT) (INCLUDES GEARS)	

B. USE AS REQUIRED
C. ORDER BY THE METER

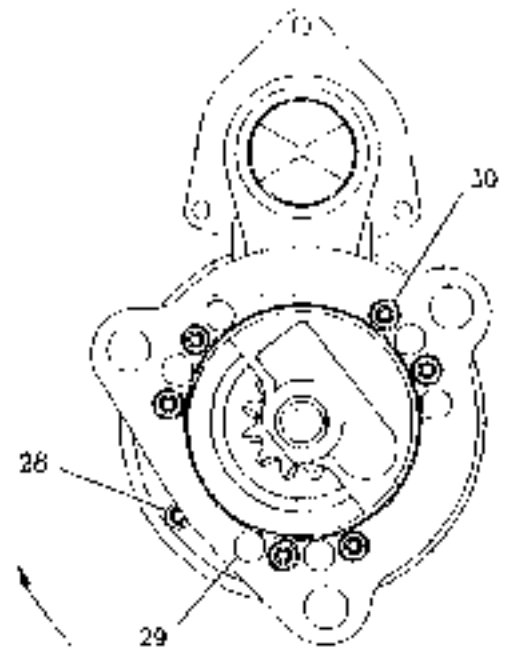
ELECTRICAL AND STARTING SYSTEM

128-3172 MOTOR GP-ELECTRIC (contd.)

100604349



VIEW A-A



VIEW B-B

ELECTRICAL AND STARTING SYSTEM

2W-0776 MOUNTING GP-ALTERNATOR

PIN 2YN1-UP; 3ZN1-UP; 4MN1-UP; 5LN1-UP; 6JN1-UP;
7KN1-UP; 8LN1-UP; 9PN1-UP, S/N 6NC1-UP; 0BZ93150-99999
PART OF 108-1078, 8Q-1761, 8Q-1762, 8Q-1763 ENGINE AR

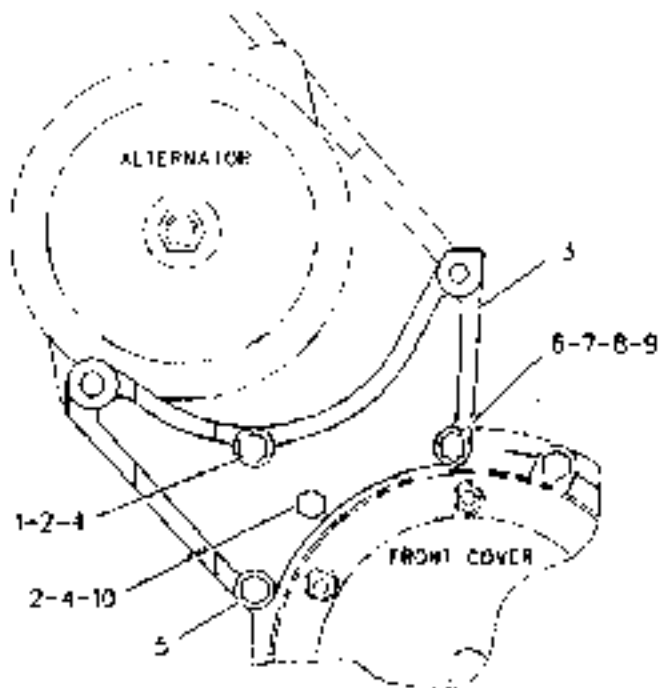
SNCS-1405

i00687323

NOTE	REF NO	GRAPHIC REF	PART NUMBER	QTY	PART NAME	SEE PAGE
C	1	1	0T-0055	1	BOLT (3/8-16X4.25IN)	
C	2	1	9S-8752	3	NUT FULL (3/8-16 THD)	
C	3	1	1W-4972	2	BRACKET	
C	4	1	5M-2894	4	WASHER (2.5MM THK)	
C	5	1	8S-9191	2	BOLT (3/8-16X4IN)	
B	6	1	0T-0065	1	BOLT (3/8-16X3.5IN)	
b	7	1	8S-9191	1	BOLT (3/8-16X4IN)	
B	8	1	9S-8752	1	NUT FULL (3/8-16 THD)	
b	9	1	5M-2894	1	WASHER (2.5MM THK)	
	10	1	0S-1619	1	BOLT (3/8-16X3IN)	

D USE AS REQUIRED

G CHANGE FROM PREVIOUS TYPE



GRAPHIC #1

JUN200578

ELECTRICAL AND STARTING SYSTEM

3E-8680 SWITCH AS-HANDLE

PIN SLN1-UP

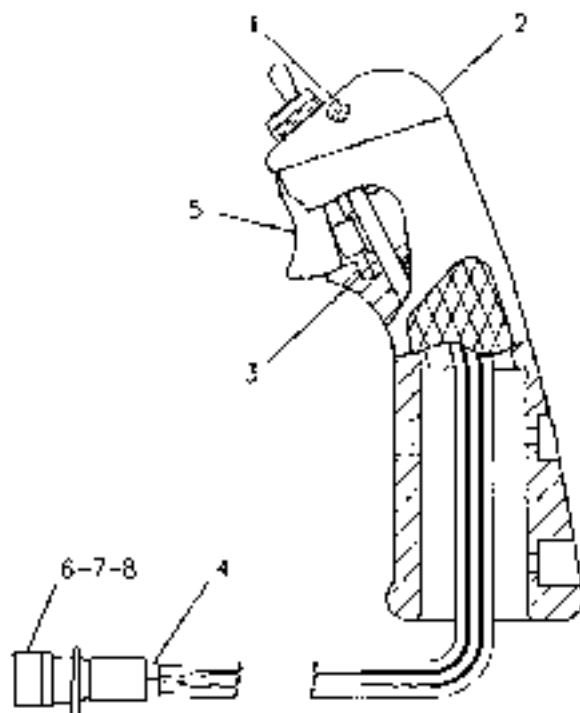
PART OF 161-1176 LINKAGE GP-IMPLEMENT

SMCS-1435

i01025974

NOTE	REF NO	GRAPHIC REF	PART NUMBER	QTY	PART NAME	SEE PAGE
	1	1	25-6218	2	SCREW-MACHINE	
		1	3L-8187	2	LOCKWASHER (W/ INT)	
	2	1	6V-1965	1	SWITCH & COVER AS (STNDR/DUAL FLT)	
	3	1	6V-1966	1	SWITCH AS (PITCH CONTROL)	
60	4	1	8T-8342		TUBE	
	5	1	7T-3810	1	LEVER	
	6	1	7N-7782	1	HOUSING-PLUG (1 PIN, 2 SOCKET)	
	7	1	7N-7780	1	PIN-CONNECTOR (SLAB)	
	8	1	7N-7779	2	SOCKET	

6 USE AS REQUIRED
 0 ORDER BY THE METER



GRAPHIC #1

400730829

ELECTRICAL AND STARTING SYSTEM

9G-7641 SWITCH GP-START

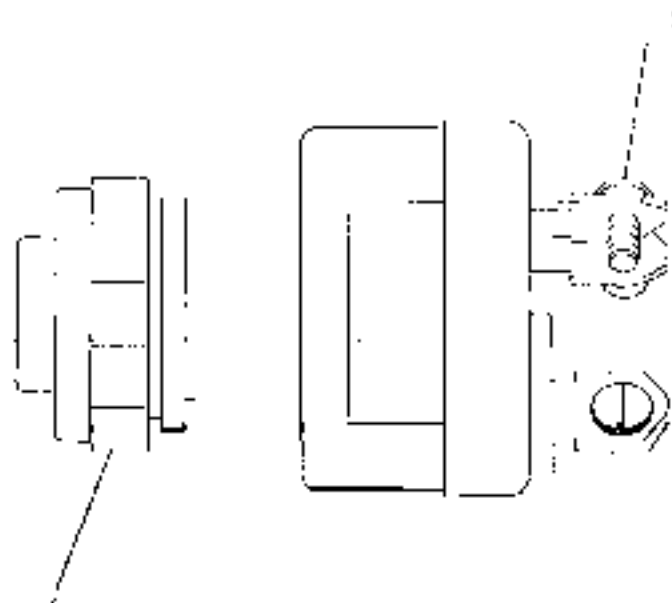
PIN 2YN1-UP; 4MN1-UP; 6JN1-UP; 8LN1-UP
PART OF 142-1654 PANEL GP-INSTRUMENT

SMCS-1416

101017742

NOTE	REF NO	GRAPHIC REF	PART NUMBER	QTY	PART NAME	SEE PAGE
	1	1	6V-8362	4	SCREW MACHINE (8-32X-31)IN	
	2	1	9B-7233	4	LOCKWASHER (NO 8)	
	3	1	7T-6799	1	NU MOUNTING	

5PB50C KEY IS REQUIRED
ORDER BY THE CENTIMETER



GRAPHIC #1

#300618C0

POWER TRAIN

108-6983 CASE & PARTS GP-PLANETARY

S/N 1GY1-UP

PART OF 116-4652 TRANSMISSION AR

SMCS-3064

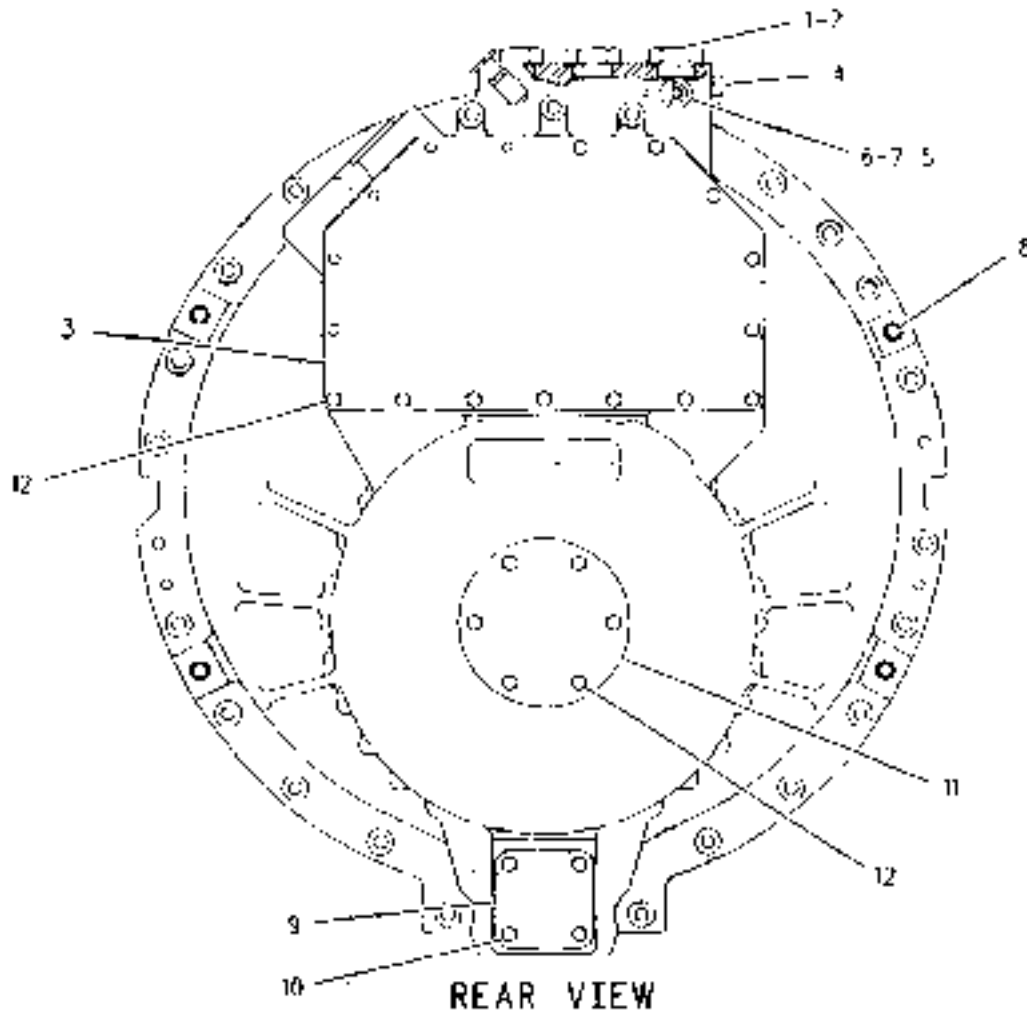
100903805

NOTE	REF NO	GRAPHIC REF	PART NUMBER	QTY	PART NAME	REF PAGE
	1	1	95-8130	3	PLUG O-RING (1.575 ID TH)	
	2	1	25-4078	3	SEAL O-RING (39.46MM ID)	
	3	1	108-7748	1	COVER TRANSMISSION CASE	
	4	1	3T-9922	1	GASKET COVER	
	5	1	95-4190	1	PLUG O-RING (7.16-20 TH)	
	6	1	2M-9780	1	SEAL O-RING (19.18MM ID)	
	7	1	3J-1907	1	SEAL O-RING (11.89MM ID)	
	8	1	6Y-0852	1	CAP DUST	
	9	1	6Y-3965	1	NIPPLE AS	
	10	1	8M-2530	4	BOLT 12 POINT HEAD (1/2-13X1.25IN)	
	11	1	4M-5440	1	COVER PUMP INLET	
	12	1	3S-7781	1	GASKET	
	13	1	5D-0253	4	BOLT LOCKING (3/4-16X1IN)	
	14	1	9G-8615	1	COVER	
	15	1	8P-0058	1	GASKET-COVER	
	16	1	030-8535	12	BOLT LOCKING (3/8-16X.875IN)	
	17	2	108-7747	1	COVER TRANSMISSION	
	18	2	9M-9647	3	SEAL (40.64MM ID)	
	19	2	5P-8998	1	NIPPLE	
	20	2	95-7710	1	ELBOW FLARED	
	21	2	7T-8879	1	TUBE AS	
	22	2	5K-9988	1	TEE INVERTED FLARED	
	23	2	7T-9123	1	CASE AS	
	24	2	48-9785	1	BALL	
	25	2	0L-1156	1	FIN	
	26	2	1A-0646	1	WHEEL	
	27	2	3F-3442	2	LOWEL (49MM OAL)	
	28	2	48-9782	1	BALL (0.52MM)	
	29	2	7T-8876	1	TUBE AS	
	30	2	5K-9246	1	CONNECTION FLARED	
	31	2	9W-5334	1	TUBE AS	
	32	2	03T-0218	1	BOLT LOCKING	
	33	2	9P-1475	1	SLEEVE	
	34	2	7J-8611	1	ELBOW (1/4-12 NPTF TH)	
	35	2	0S-1585	21	BOLT (1/2-13X1.50IN)	
	36	2	5P-8245	21	WASHER (3MM THK)	
	37	2	5P-4057	1	SEAL O-RING	
	38	2	8M-9661	1	SEAL O-RING (47.22MM ID)	
	39	2	8S-9130	1	SCREEN-SUCTION	
	40	2	8M-4432	2	SEAL O-RING	
	41	2	5K-5120	1	STRIP	
	42	2	9W-4159	1	TUBE AS	
	43	2	8H-1603	1	CLIP (0.52MM ID)	
	44	2	0T-0102	1	BOLT (3/8-16X0.625IN)	
	45	2	9M-2884	1	WASHER (2.5MM THK)	
	46	2	6K-8488	1	TEE FLARED	
	47	2	6Y-0484	1	ADAPTER O-RING	
	48	2	3J-1907	2	SEAL O-RING (11.89MM ID)	
	49	2	6Y-0852	1	CAP DUST	
	50	2	6Y-3965	1	NIPPLE AS	

POWER TRAIN

108-6983 CASE & PARTS GP-PLANETARY (contd.)

100903806



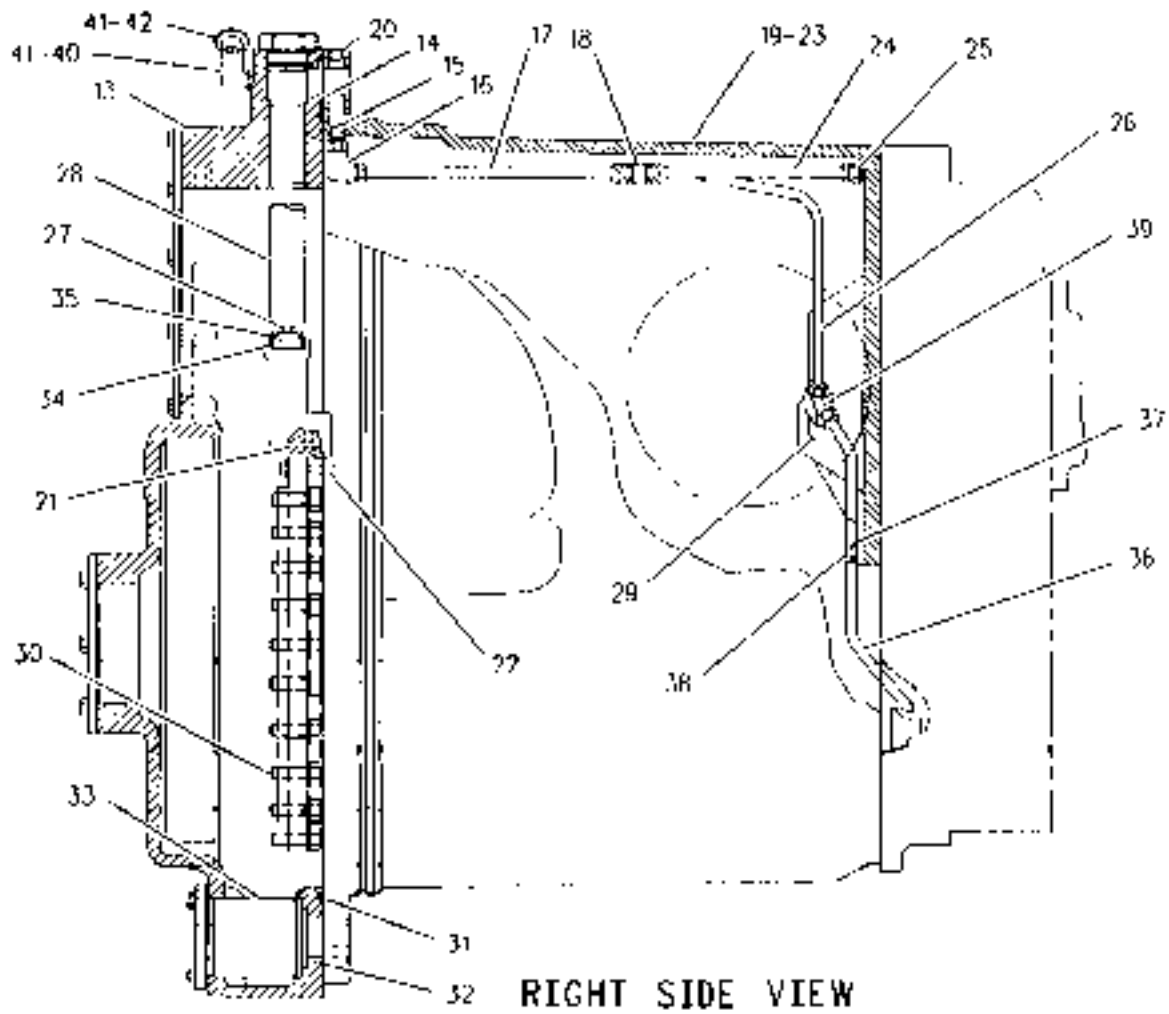
GRAPHIC #1

10026300J

POWER TRAIN

108-6983 CASE & PARTS GP-PLANETARY (contd.)

100903806



GRAPHIC #2

g00457815

POWER TRAIN

108-7011 CONTROL GP-TRANSMISSION HYD

S/N 10Y1-UP

PART OF 116-4652 TRANSMISSION AR

TYPE 1

SMCS-3073

100691162

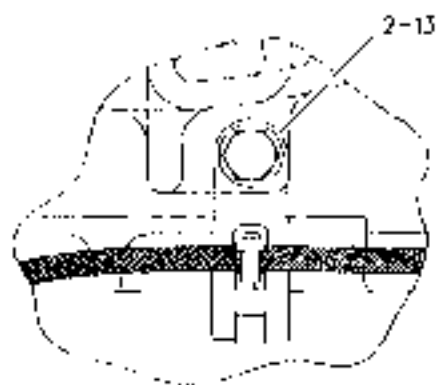
NOTE	REF NO	GRAPHIC REF	PART NUMBER	QTY	PART NAME	SEE PAGE
Y	1		109-4065	1	VALVE GP RELIEF	393
	2		05-0509	3	BOLT (3/8-16X.75IN)	
	3		031-0218	2	BOLT-LOCKING (3/8 16X.5IN)	
	4		5K 5120	2	STFIP	
	5		0T-0065	3	BOLT (3/8 16X3.5IN)	
	6		9M 4432	4	SEAL O RING (26.57MM ID)	
	7		05-1594	2	BOLT (3/8 16X1.1IN)	
	8		104-6730	1	GASKET	
	9		104-6728	1	RETAINER	
	10		2H-3932	2	SEAL (25 17MM ID)	
	11		142-8076	1	HARNISS AS	
	12		05-1619	4	BOLT (3/8-16X3IN)	
	13		5M-2894	10	WASHER (2.6MM THK)	
Y	14		116-1006	5	VALVE GP-MODULATING	245
	15		110-4282	1	CLIP AS CONNECTING	
	16		9M-1974	10	WASHER HARD (2MM THK)	
	17		10-4540	10	BOLT (5/16-18X2.75IN)	
	18		124-5332	1	LEVER	
	19		110-2838	2	SLEEVE	
	20		144-7871	1	HARNISS AS	
	21		110-4278	1	CLIP AS CONNECTING	

Y SEPARATE ILLUSTRATION

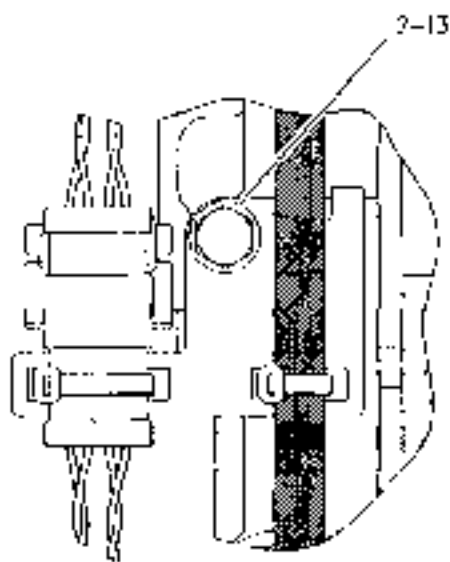
POWER TRAIN

108-7011 CONTROL GP-TRANSMISSION HYD (contd.)

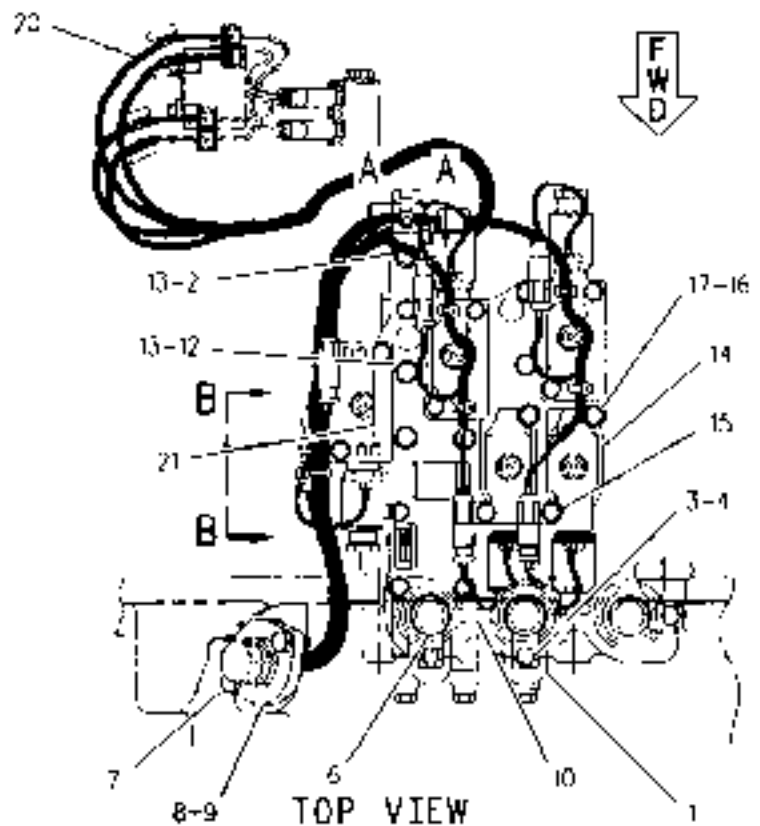
100691162



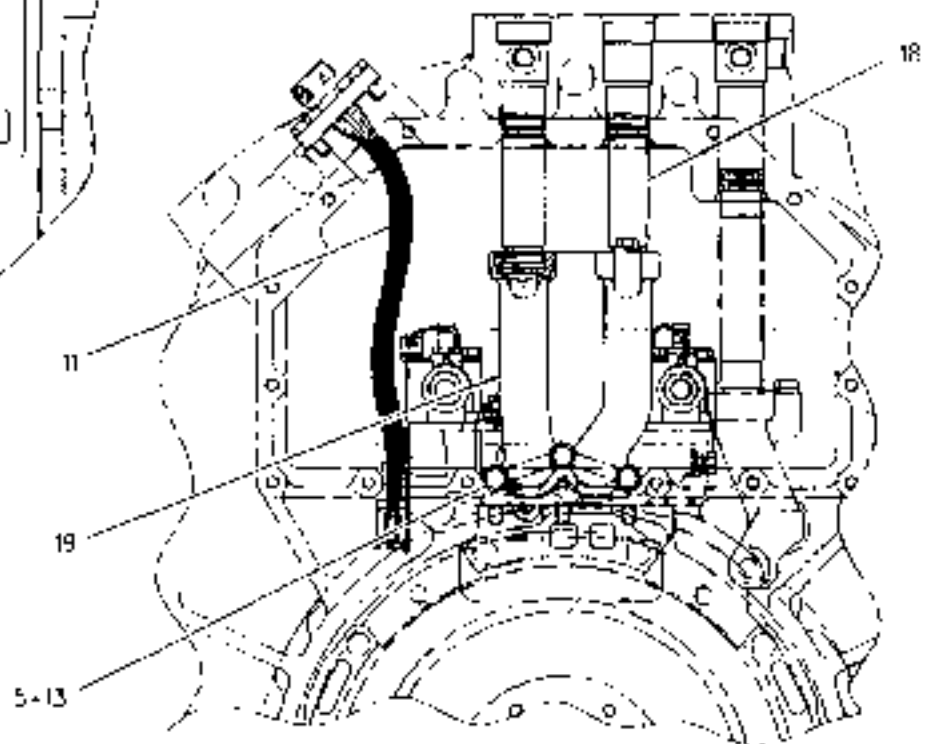
VIEW A-A



VIEW B-B



TOP VIEW



FRONT VIEW

GRAPHIC #1

900297382

POWER TRAIN

108-7011 CONTROL GP-TRANSMISSION HYD

S/N 1GY1-UP

PART OF 116-4652 TRANSMISSION AR

TYPE 2

SNCS-3073

100903809

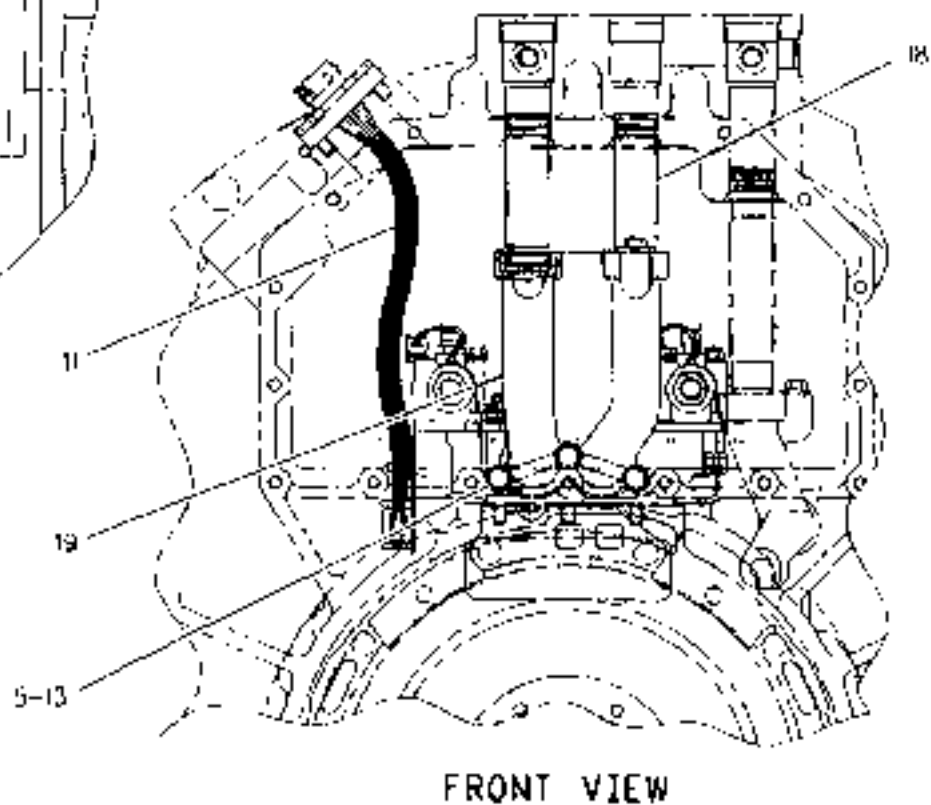
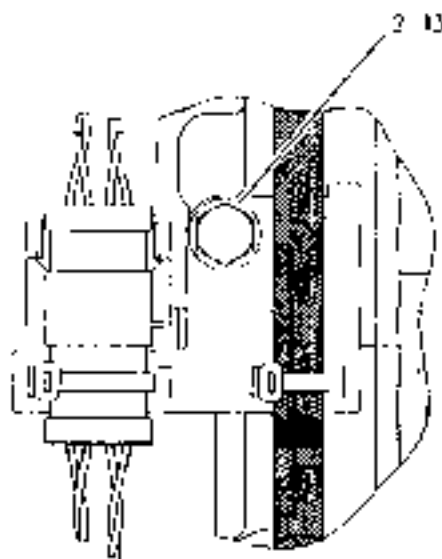
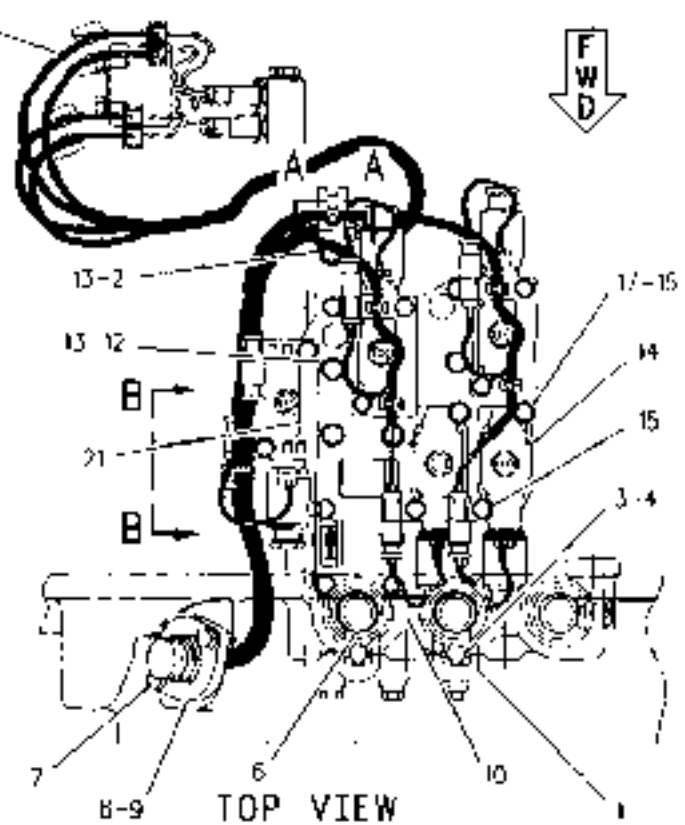
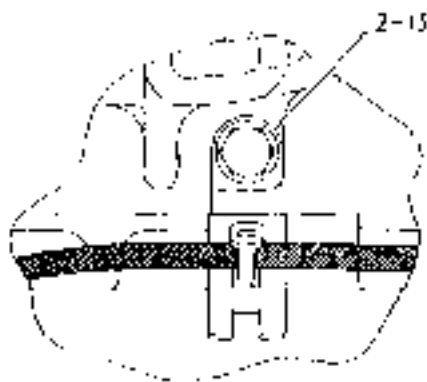
NOTE	REF NO	GRAPHIC REF	PART NUMBER	QTY	PART NAME	SEE PAGE
Y	1	1	109-4360	1	VALVE GP HLT OFF	303
	2	1	05-0509	3	BOLT	
	3	1	031-0218	2	BOLT LOCKING (3/8 16X.51N)	
	4	1	5K-5120	2	SHIP	
	5	1	0T-0065	3	BOLT (3/8 16X3.51N)	
	6	1	8M-4432	4	SEAL O RING (26.57MM ID)	
	7	1	0S-1594	2	BOLT	
	8	1	104-8730	1	GASKET	
	9	1	104-8729	1	RETAINER	
	10	1	2H-3932	2	SEAL (28.17MM ID)	
	11	1	142-8076	1	HARNLSS AS	
	12	1	0S-1619	4	BOLT	
	13	1	5M-2894	10	WASHER (2.02W THK)	
CY	14	1	158-0931	5	VALVE GP MODULATING	247
	15	1	110-4282	1	CLIP AS CONNECTING	
	16	1	9M-1974	10	WASHER HARD (2MM THK)	
	17	1	1D-4540	10	BOLT (5/16 16X2.751N)	
	18	1	124-5332	1	ELBOW	
	19	1	110-2836	2	SLEEVE	
	20	1	144-7671	1	HARNLSS AS	
	21	1	110-4278	1	CLIP AS CONNECTING	

C CHANGE FROM PREVIOUS TYPE
Y-SEPARATE ILLUSTRATION

POWER TRAIN

108-7011 CONTROL GP-TRANSMISSION HYD (contd.)

100903809



GRAPHIC #1

100297 J42

POWER TRAIN

10-2274 FINAL DRIVE GP

PIN 8LN1-UP; 9PH1-UP

PART OF 134-2922 GUARD AR-FINAL DRIVE

SMCS-3259, 3278, 4050, 4054, 4055, 4056, 4066, 4074,

4075, 4084, 4091, 4092, 4093, 4094

100586109

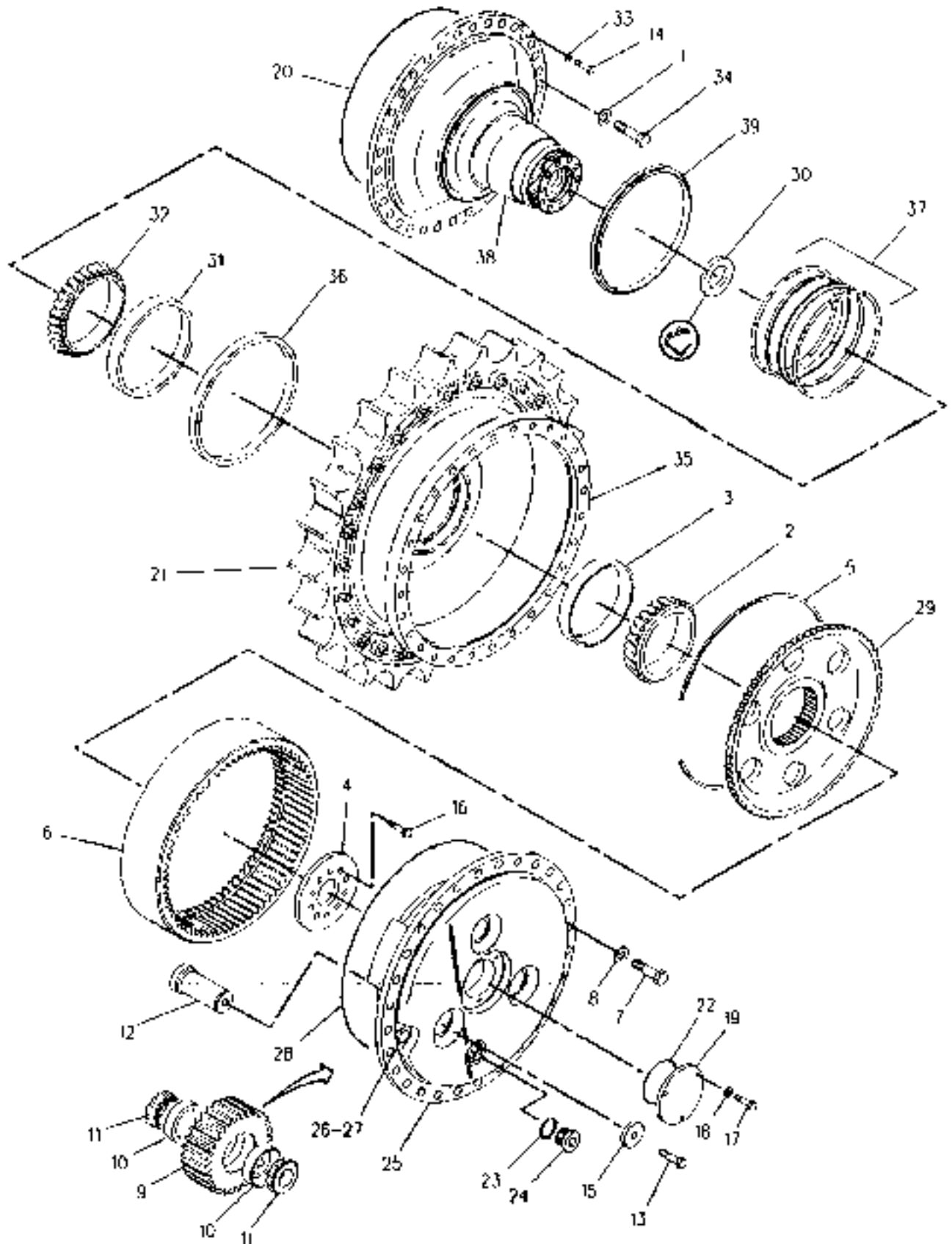
NOTE	REF NO	GRAPHIC REF	PART NUMBER	QTY	PART NAME	SEE PAGE
	1	1,2	8C-6913	26	WASHER-HARD (2MM THK)	
	2	1,2	6V-0329	1	CONE ROLLER BEARING	
	3	1,2	6V-0330	1	CUP ROLLER BEARING	
	4	1,2	9G-9181	1	RETAINER	
	5	1,2	8C-8848	1	LOCKRING	
	6	1,2	9G-8839	1	GEAR (94 TEETH)	
	7	1,2	8T-9399	33	BOLT (3/4 11X2.25IN)	
	8	1,2	8T-4994	33	WASHER (5MM THK)	
	9	1,2	9G-8838	3	GEAR (10 TEETH)	
	10	1,2	1B-3978	6	CUP ROLLER BEARING	
	11	1,2	1B-3980	6	CONE ROLLER BEARING	
	12	1,2	9C-9183	3	SHAFT	
	13	1,2	7X-0348	3	BOLT (5/8 11X2IN)	
	14	1,2	8T-8919	2	BOLT (1/2 13X1.75IN)	
	15	1,2	2P-3596	3	PLAIN BR	
	16	1,2	2B-0947	10	BOLT (1/2 13X2.25IN)	
	17	1,2	4L-8454	3	BOLT (3/8 18X.01IN)	
	18	1,2	8T-4896	3	WASHER-HARD (2.5MM THK)	
	19	1,2	8G-8845	1	COVER	
	20	1,2	2R-0098	1	SEAL O RING	
Y	21	1,2	8C 9341	1	SEGMENT GP SPROCKET	243
	22	1,2	1P-9005	1	SEAL O RING	
	23	1,2	2S-4078	1	SEAL O RING (3.40MM ID)	
	24	1,2	6V-0439	1	PLUG	
	25	1,2	9G-9175	1	CARRIER	
	26	1,2	9S-4185	1	PLUG O RING (3/4 18 THD)	
	27	1,2	3K-0360	1	SEAL O RING (16.30MM ID)	
	28	1,2	9H-3360	1	SEAL O RING	
	29	1,2	8E-2748	1	HUB REACTION	
	30	1,2	9X-7671	1	SEAL O RING	
	31	1,2	6V-0327	1	CUP ROLLER BEARING	
	32	1,2	6V-0328	1	CONE ROLLER BEARING	
	33	1,2	8T-4223	2	WASHER-HARD (3MM THK)	
	34	1,2	1D-4628	26	BOLT (7/8 9X3.25IN)	
	35	1,2	10-2266	1	HUB AS	
	36	1,2	6V-5024	1	GUARD-DUO-CONE SEAL	
	37	1,2	6V-0860	1	SEAL GP DUO-CONE	
	38	1,2	10-2267	1	SPTNCL 5 AS	
	39	1,2	10-2252	1	GUARD-CONE SEAL	

Y SEPARATE ILLUSTRATION

POWER TRAIN

10-2274 FINAL DRIVE GP (contd.)

100586109



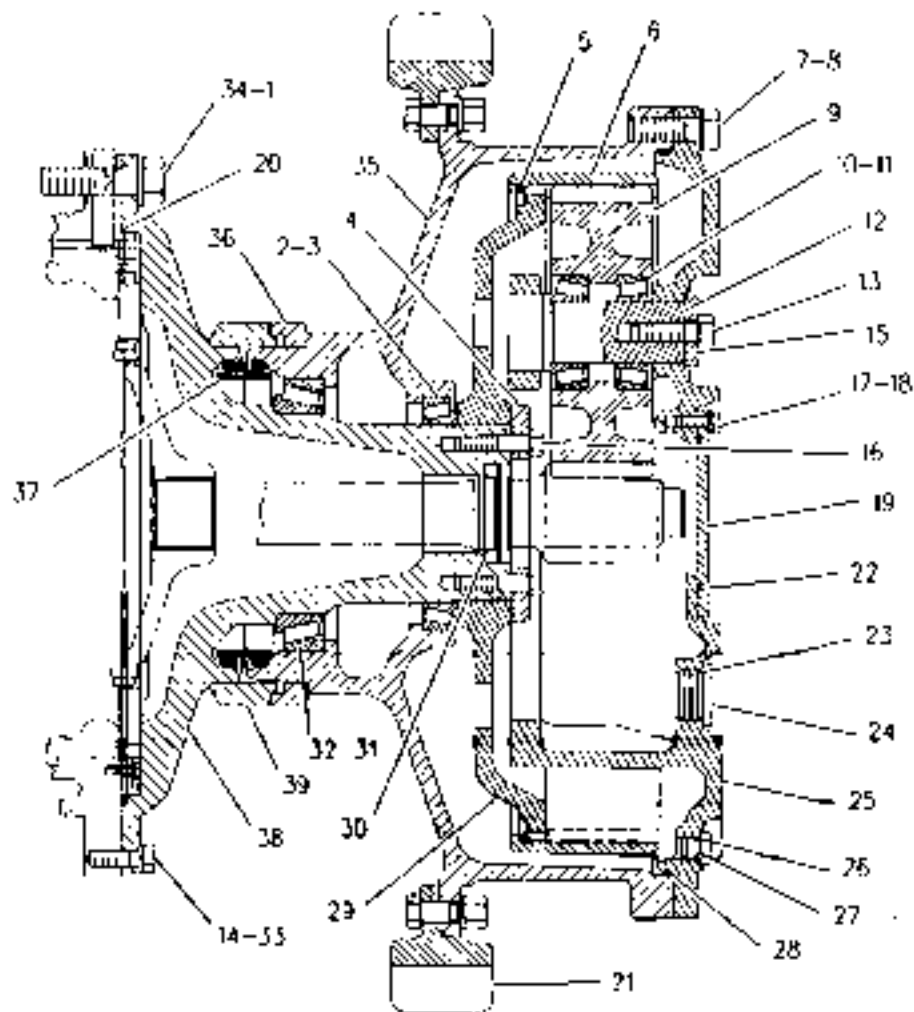
GRAPHIC #1

100264776

POWER TRAIN

10-2274 FINAL DRIVE GP (contd.)

100586109



GRAPHIC #2

900264779

POWER TRAIN

10-2275 FINAL DRIVE GP

PIN 2YN1-UP; 3ZN1-UP; 4MN1-UP; 5LN1-UP; 6JN1-UP; 7KN1-UP
PART OF 129-2162 DISPOSAL AR, 134-2921 GUARD AR-FINAL DRIVE

SMCS-3259, 3278, 4050, 4054, 4055, 4056, 4066, 4074,
4075, 4084, 4091, 4092, 4093, 4094

100575849

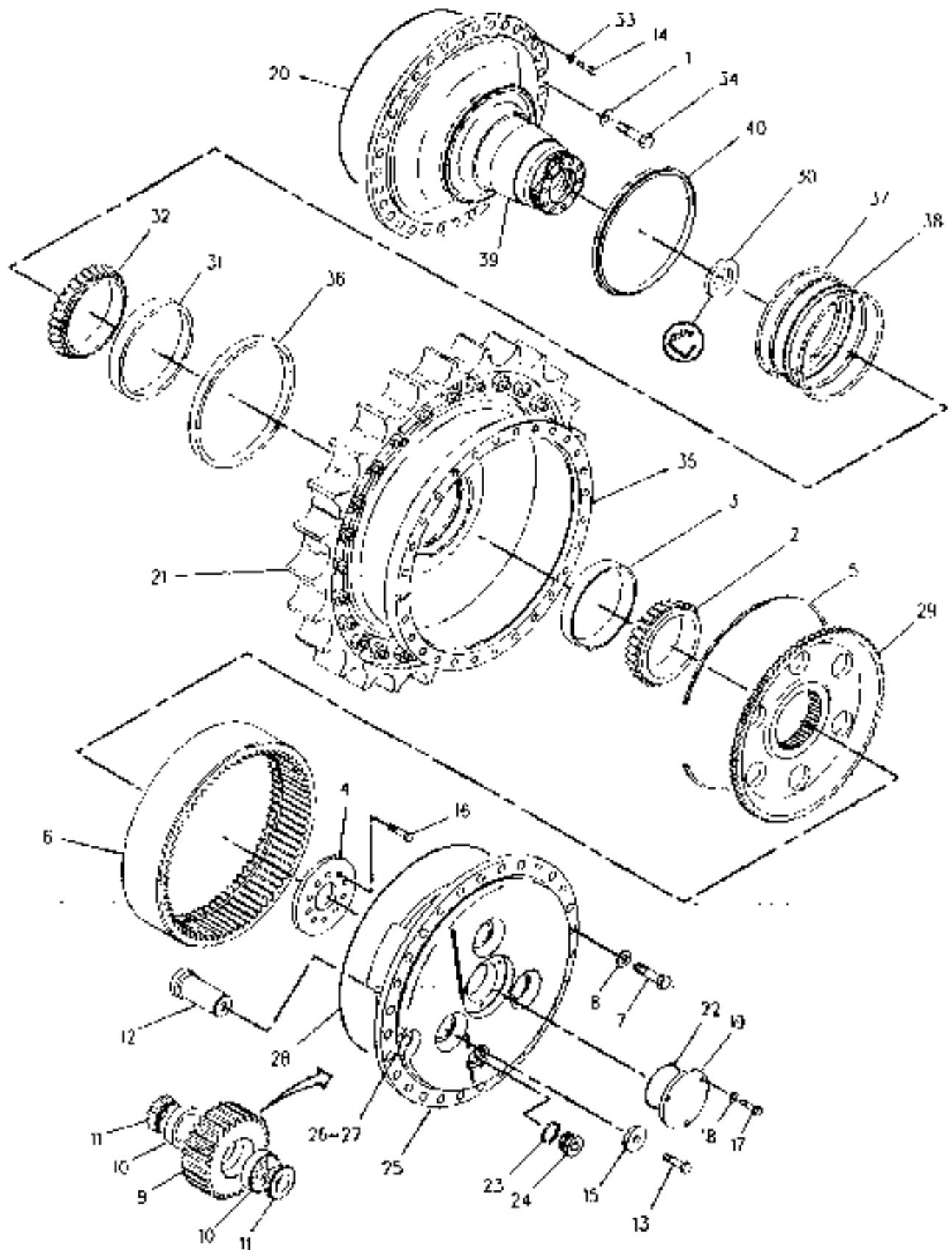
NOTE	REF NO	GRAPHIC REF	PART NUMBER	QTY	PART NAME	SEC PAGE
	1	1,2	6C-6913	26	WASHER-HARD (4MM THK)	
	2	1,2	6V-0329	1	CONE ROLLER BEARING	
	3	1,2	6V-0330	1	CUP ROLLER BEARING	
	4	1,2	9G-9181	1	RETAINER	
	5	1,2	9G-8844	1	LOCKRING	
	6	1,2	9G-8639	1	GEAR (40 TEETH)	
	7	1,2	8T-9399	33	BOLT (3/4 10X2.25IN)	
	8	1,2	8T-4994	33	WASHER (5MM THK)	
	9	1,2	9G-8638	3	GEAR (40 TEETH)	
	10	1,2	1B-3978	6	CUP ROLLER BEARING	
	11	1,2	1B-3980	6	CONE ROLLER BEARING	
	12	1,2	9G-9183	3	SHAFT	
	13	1,2	7X-0346	3	BOLT (5/8 11X2IN)	
	14	1,2	8T-8919	2	BOLT (1/2 10X1.75IN)	
	15	1,2	2P-3896	3	RETAINER	
	16	1,2	2B-0947	10	BOLT (1/2 13X2.25IN)	
	17	1,2	4L-8454	3	BOLT (3/8 16X1.11IN)	
	18	1,2	8T-4896	3	WASHER-HARD (2.5MM THK)	
	19	1,2	8G-8A45	1	COVER	
	20	1,2	2R-0098	1	SEAL O-RING	
Y	21	1,2	8F-0047	1	SEGMENT GP SPROCKET	243
	22	1,2	1P-9005	1	SEAL O-RING	
	23	1,2	2S-4078	1	SEAL O-RING (37.40MM ID)	
	24	1,2	6V-0439	1	PLUG	
	25	1,2	9G-9175	1	CARRIER	
	26	1,2	9S-4185	1	PLUG O-RING (3/4 16 THRU)	
	27	1,2	3K-0380	1	SEAL O-RING (16.30MM ID)	
	28	1,2	9H-3380	1	SEAL O-RING	
	29	1,2	8E-2748	1	HUB-H-ACTION	
	30	1,2	9X-7671	1	SEAL O-RING	
	31	1,2	6V-0327	1	CUP ROLLER BEARING	
	32	1,2	6V-0328	1	CONE ROLLER BEARING	
	33	1,2	8T-4223	2	WASHER-HARD (3MM THK)	
	34	1,2	10-4628	20	BOLT (7/8-9XX-25IN)	
	35	1,2	10-2266	1	HUB AS	
	36	1,2	6V-5024	1	GUARD DUG-CONE SEAL	
	37	1,2	6V-0860	1	SEAL GP DUG-CONE	
	38	1,2	1W-9011	2	RING SEALING	
	39	1,2	10-2265	1	SPINDLE AS	
	40	1,2	10-2252	1	GUARD-CONE SEAL	

Y-SEPARATE ILLUSTRATION

POWER TRAIN

1Q-2275 FINAL DRIVE GP (contd.)

100575849



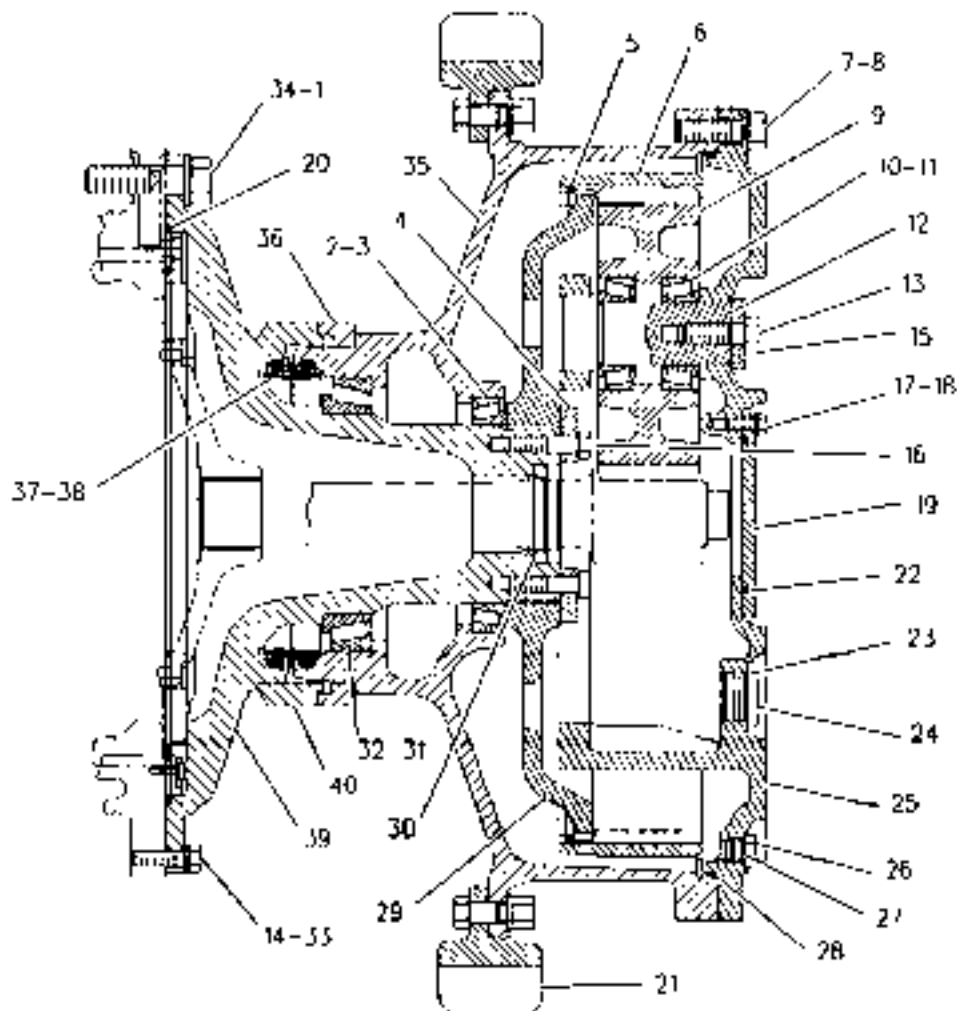
GRAPHIC #1

q00260762

POWER TRAIN

10-2275 FINAL DRIVE GP (contd.)

100575848



GRAPHIC #2

300763763

POWER TRAIN

1Q-4303 FINAL DRIVE GP-CUSTOM

PIN 8LN1-UP; 9PN1-UP

LGP

PART OF 122-6836 GUARD AR-FINAL DRIVE

SMCS-3259, 3278, 4050, 4054, 4055, 4056, 4066, 4074,
4075, 4084, 4091, 4092, 4093, 4094

101020882

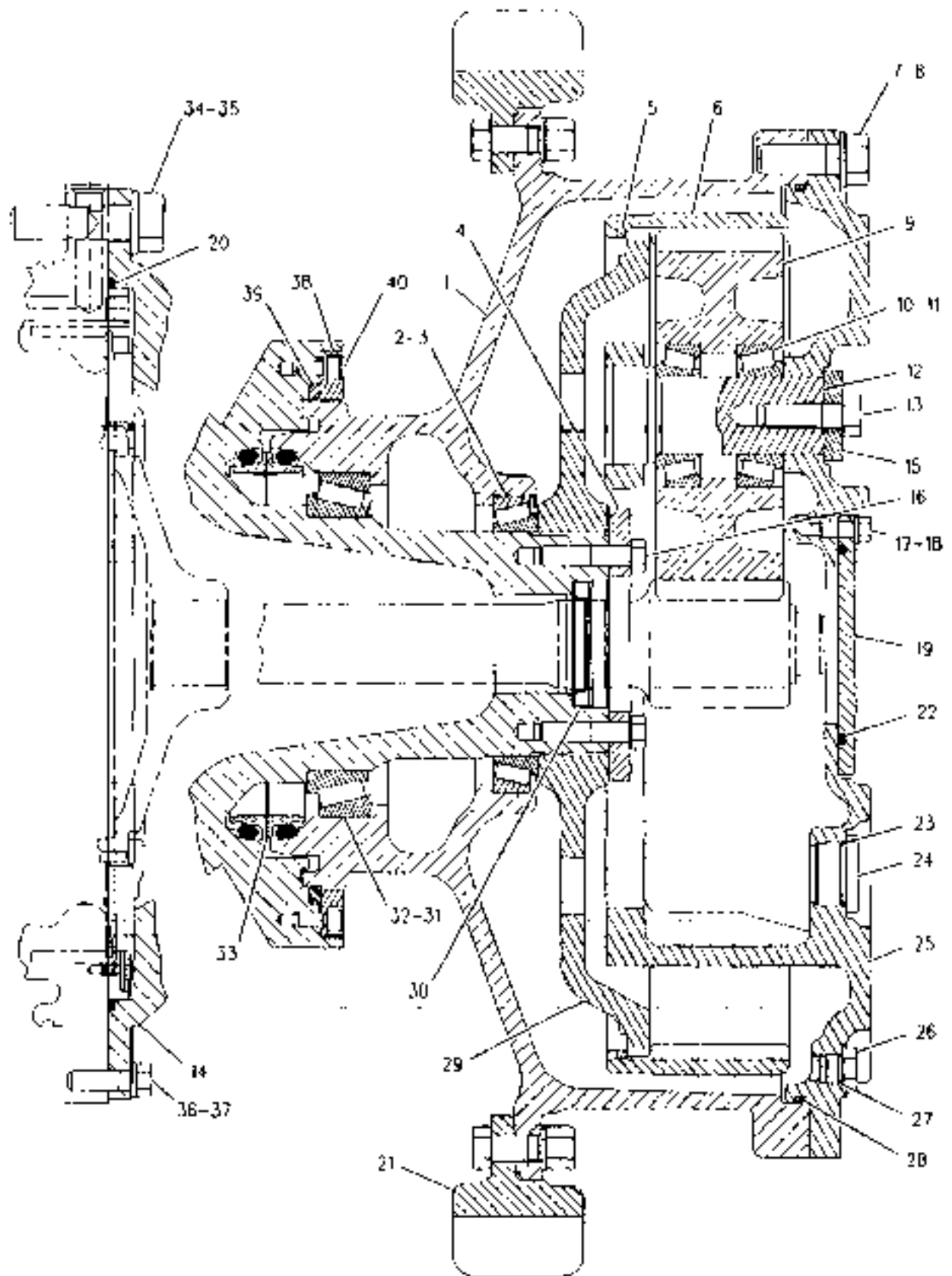
NOTE	REF NO	GRAPHIC REF	PART NUMBER	QTY	PART NAME	SEC PAGE
	1	1	1Q-2266	1	HUB AS	
		1	6Y-8024	1	GUARD DIO-CONE SEAL	
	2	1	6V-0329	1	CONE ROLLER BEARING	
	3	1	6V-0330	1	CUP ROLLER BEARING	
	4	1	9G-9181	1	RETAINER	
	5	2	8G-8844	1	LOCKING	
	6	2	9G-8639	1	GEAR 104 TEETH	
	7	1	BT-8399	33	BOLT (3/4-10X2.25IN)	
	8	1	BT-4994	33	WASHER (5MM THK)	
	9	1	9G-8638	3	GEAR 140 TEETH	
	10	1	1Q-3978	6	CUP ROLLER BEARING	
	11	1	1Q-3980	6	CONE ROLLER BEARING	
	12	1	9G-9183	1	SHAFT	
	13	1	7X-0346	1	BOLT (5/8-11X2IN)	
	14	1	109-7397	1	SPINDLE AS	
		1	109-7399	1	GUARD	
	15	1	2P-3696	1	RETAINER	
	16	1	2B-0947	10	BOLT (1/2-13X2.25IN)	
	17	1	4L-6454	1	BOLT (3/8-16X1.0IN)	
	18	1	8I-4896	3	WASHER-HARD (2.5MM THK)	
	19	1	8G-8845	1	COVER	
	20	1	2R-0098	1	SEAL O-RING	
Y	21	1	8E-3047	1	SEGMENT GP SPRICKET	243
	22	1	1P-9005	1	SEAL O-RING	
	23	1	2S-4078	1	SEAL O-RING (3/4-46MM ID)	
	24	1	6V-0439	1	PLUG-MAGNETIC	
	25	1	9G-9175	1	CARRIER	
	26	1	9S-4185	1	PLUG O-RING (3/4-16 THD)	
	27	1	3K-0360	1	SEAL O-RING (1.6 36MM ID)	
	28	1	9H-3360	1	SEAL O-RING	
	29	1	8E-2748	1	HUB-REACTION	
	30	1	9X-7671	1	SEAL LIP	
	31	1	6V-0327	1	CUP ROLLER BEARING	
	32	1	6V-0328	1	CONE-ROLLER BEARING	
	33	1	6Y-0860	1	SEAL GP-DIO-CONE	
	34	1	1Q-4628	26	BOLT (1/2-9X3.25IN)	
	35	1	8C-6813	26	WASHER-HARD (4MM THK)	
	36	1	8T-8919	2	BOLT (1/2-13X1.75IN)	
	37	1	8T-4223	2	WASHER-HARD (3MM THK)	
	38	1	109-7400	2	PLATE	
	39	1	109-7398	1	SEAL	
	40	1	1L-0509	10	BOLT (3/8-16X.74IN)	

Y-SEPARATE ILLUSTRATION

POWER TRAIN

1Q-4303 FINAL DRIVE GP (contd.)

101020882



GRAPHIC #1

g02294637

POWER TRAIN

1Q-4304 FINAL DRIVE GP-CUSTOM

PIN 2YN1-UP; 3ZN1-UP; 4MN1-UP; 5LN1-UP; 6JN1-UP; 7KN1-UP

PART OF 122-6830 GUARD AR-FINAL DRIVE

SMCS-3259, 3278, 4050, 4054, 4055, 4056, 4066, 4074,
4075, 4084, 4091, 4092, 4093, 4094

101014248

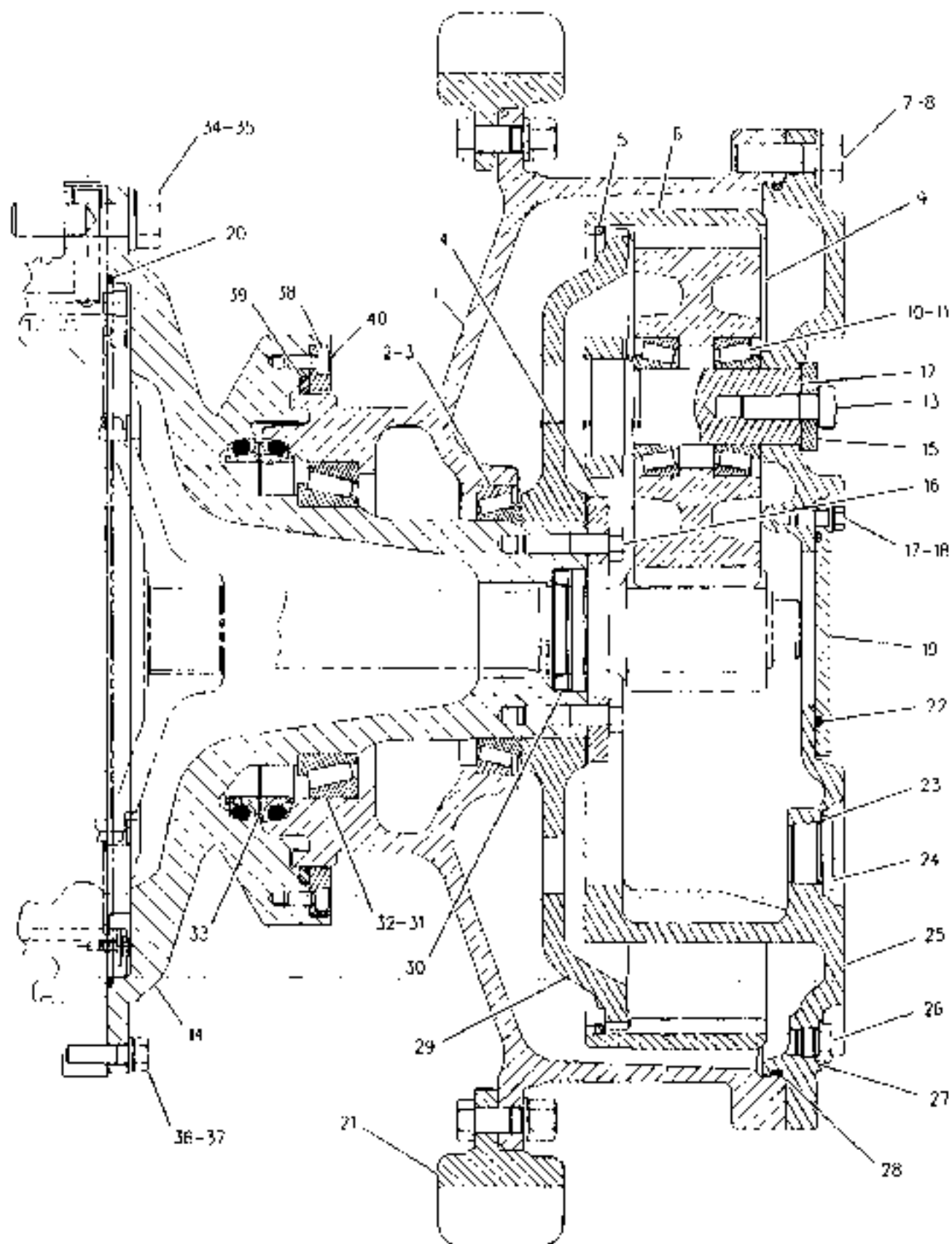
NOTE	REF NO	GRAPHIC REF	PART NUMBER	QTY	PART NAME	SEE PAGE
	1		1Q-2266	1	HUB AS	
			6Y-5024	1	GUARD DUO-CONE SEAL	
	2		6Y-0329	1	CONE ROLLER BEARING	
	3		6Y-0330	1	CUP ROLLER BEARING	
	4		9G-9181	1	RETAINER	
	5		8G-8644	1	LOCKING	
	6		9G-8639	1	GEAR (94 TEETH)	
	7		8T-9299	30	BOLT (3/4 13X2.25IN)	
	8		8T-4994	30	WASHER (5MM THK)	
	9		9G-8638	3	GEAR (40 TEETH)	
	10		16-3978	6	CUP ROLLER BEARING	
	11		16-3980	6	CONE ROLLER BEARING	
	12		9G-9183	3	SHAFT	
	13		7X-0346	3	BOLT (5/8 11X9IN)	
	14		109-7396	1	SPINDLE AS	
			109-7398	1	GUARD	
	15		2P-3686	3	PLATINER	
	16		2B-0947	10	BOLT (1/2 13X2.25IN)	
	17		4L-6454	3	BOLT (3/8 16X1.0IN)	
	18		8T-4896	3	WASHER-HARD (2.0MM THK)	
	19		8G-8845	1	COVER	
	20		2R-0098	1	SEAL O-RING	
Y	21		8E-9041	1	SEWMENT GP-SPROCKET	240
	22		1P-9005	1	SEAL O-RING	
	23		25-4078	1	SEAL O-RING (37.46MM ID)	
	24		6V-0438	1	PLUG-MAGNETIC	
	25		9G-9175	1	CARRIER	
	26		95-4185	1	PLUG O-RING (3/4 16 THD)	
	27		3K-0360	1	SEAL O-RING (18.36MM ID)	
	28		9H-3360	1	SEAL O-RING	
	29		8E-2748	1	HUB-REACTION	
	30		9X-7671	1	SEAL LIP	
	31		6V-0327	1	CUP ROLLER BEARING	
	32		6V-0328	1	CONE ROLLER BEARING	
	33		6Y-0860	1	SEAL GP-DUO CONE	
	34		1D-4628	26	BOLT (7/8 9X3.05IN)	
	35		8G-8912	26	WASHER-HARD (4MM THK)	
	36		8T-8918	2	BOLT (1/2 12X1.75IN)	
	37		8T-4223	2	WASHER-HARD (3MM THK)	
	38		109-7400	2	PLATE	
	39		109-7396	1	SEAL	
	40		1L-0509	10	BOLT (3/8 16X.74IN)	

Y- SEPARATE ILLUSTRATION

POWER TRAIN

10-4304 FINAL DRIVE GP (contd.)

101014248



GRAPHIC #1

QUICKDRAW

POWER TRAIN

7G-5532 FINAL DRIVE GP-2 REQUIRED

PIN 4MM1-UP

PART OF 122-6158 FINAL DRIVE GP

SMCS-3259, 3278, 4050, 4054, 4055, 4058, 4066, 4074,
4075, 4084, 4091, 4092, 4093, 4094

101010481

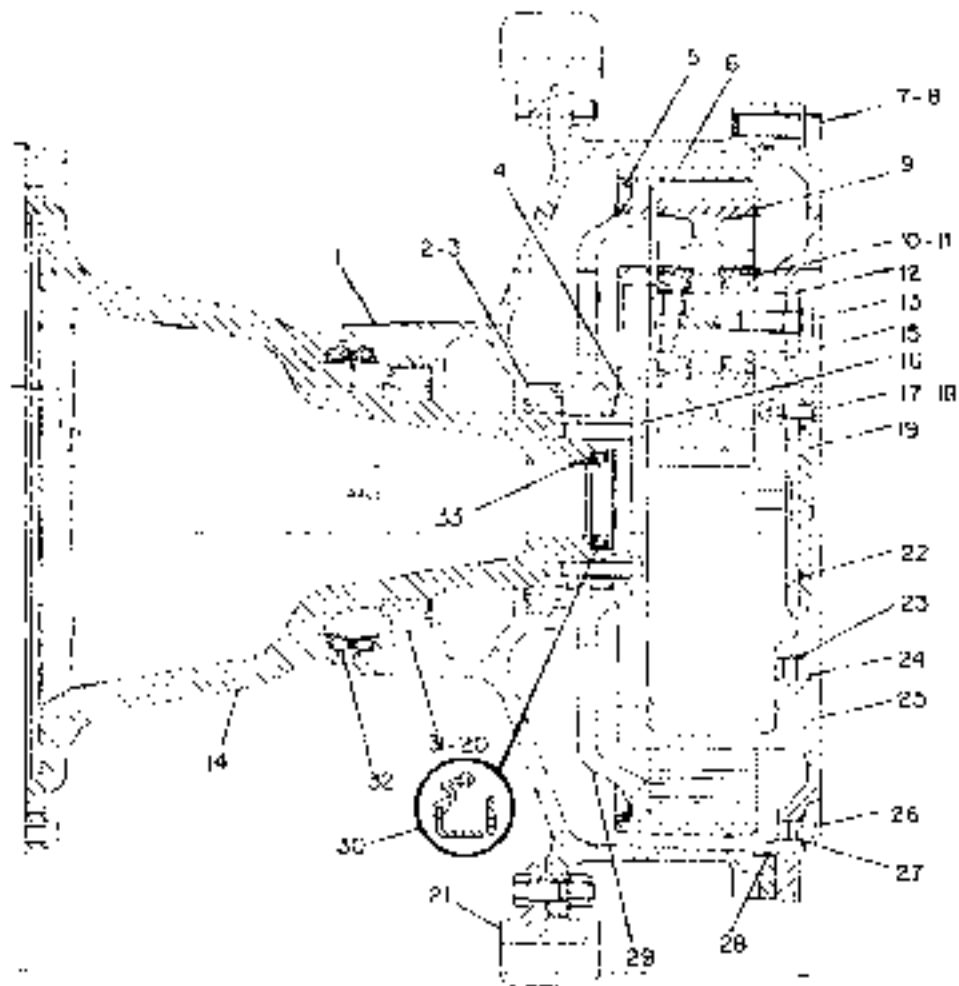
NOTE	REF NO	GRAPHIC REF	PART NUMBER	QTY	PART NAME	SEE PAGE
	1	1	9G-9180	1	HUB SPROCKET	
	2	1	6V-0329	1	CONC ROLLER BEARING	
	3	1	6V-0330	1	CUP ROLLER BEARING	
	4	1	9G-9181	1	RETAINER	
	5	1	9G-8844	1	LOCKRING	
	6	1	9G-8639	1	GEAR (94 TEETH)	
C	7	1	BT-9399	33	BOLT (3/4-10X2.25 IN)	
C	8	1	BT-4994	33	WASHER (5MM THK)	
	9	1	9G-8638	3	BLAH (40 TH TH)	
	10	1	18-3978	6	CUP ROLLER BEARING	
	11	1	18-3980	6	CONC ROLLER BEARING	
	12	1	9G-9183	3	SHAFT	
C	13	1	7X-0346	3	BOLT (5/8-11X2 IN)	
H	14	1	9G-9178	1	SPINDLE	
	15	1	2P-3696	3	RETAINER	
	16	1	2B-0947	10	BOLT (1/2-13X2.25 IN)	
C	17	1	4L-6454	3	BOLT (1/2-16X1.0 IN)	
C	18	1	BT-4096	3	WASHER HARD (2.5MM THK)	
	19	1	9G-8845	1	COVER	
	20	1	6V-0328	1	CONC ROLLER BEARING	
Y	21	1	7G-7212	1	SEGMENT GP SPROCKET	242
	22	1	1P-9005	1	SEAL O-RING	
	23	1	2S-4078	1	SEAL O-RING (37.4MM ID)	
	24	1	6V-0439	1	FLUG WAGNETT	
	25	1	9G-9175	1	CARRIER	
	26	1	9S-4185	1	FLUG O-RING (37.4 16 TH-D)	
	27	1	3K-0360	1	SEAL O-RING (16.36MM ID)	
	28	1	9H-3360	1	SEAL O-RING	
	29	1	9G-8640	1	HUB SEACTION	
C	30	1	7X-4777	1	SEAL TIP	
	31	1	6V-0327	1	CUP ROLLER BEARING	
C	32	1	6V-0860	1	SEAL GP DRG CONE	
	33	1	1N-9011	2	RING SEALING	
C	33	1	BE-1632	1	PLATE	

C CHANGE FROM PREVIOUS TYPE
D-PI MFG PART MAY BE AVAILABLE
Y-SEPARATE ILLUSTRATION

POWER TRAIN

7G 5532 FINAL DRIVE GP (contd.)

101010481



GRAPHIC #1

30020603

POWER TRAIN

122-6158 FINAL DRIVE GP

PIN 4MM1-DP

INTERMEDIATE GAUGE

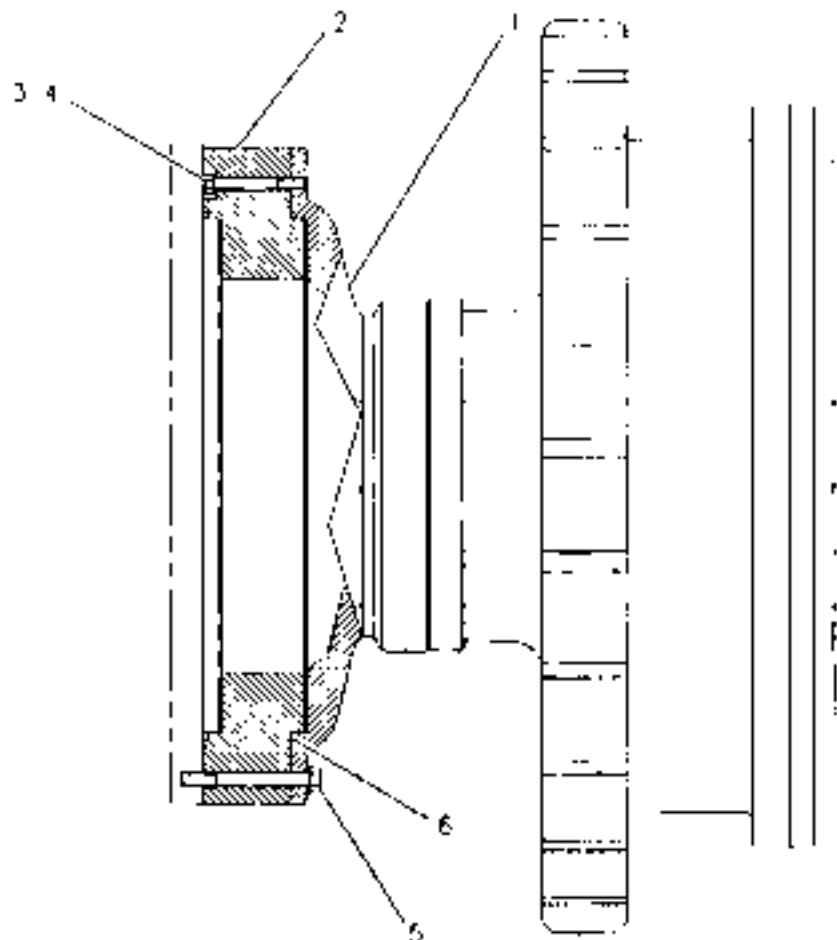
PART OF 151-6170 GAUGE AR-TRACK

SMCS-3259, 3278, 4050, 4054, 4055, 4056, 4066, 4074,
4075, 4084, 4091, 4092, 4093, 4094

100689106

NOTE	REF NO	GRAPHIC REF	PART NUMBER	QTY	PART NAME	SEE PAGE
Y	1	1	70-5032	1	FINAL DRIVE GP	214
	2	1	106-3687	1	SPACER	
	3	1	BT-8915	3	BOLT (3/8 10X1 2-1/2)	
	4	1	BT-4896	3	WASHER HARD (2.5MM THK)	
	5	1	88-9089	2	BOLT (1/2 13X1.5IN)	
	6	1	2R-0098	1	SEAL O-RING	

Y-SI PART ILLUSTRATION



GRAPHIC #1

100264058

POWER TRAIN

138-1850 FINAL DRIVE GP

PIN 2YN1-UP; 3ZN1-UP; 4MN1-UP; 5LN1-UP
PART OF 134-2921 GUARD AR-FINAL DRIVE

SMCS-3259, 3278, 4050, 4054, 4055, 4056, 4086, 4074,
4075, 4084, 4091, 4092, 4093, 4094

100575018

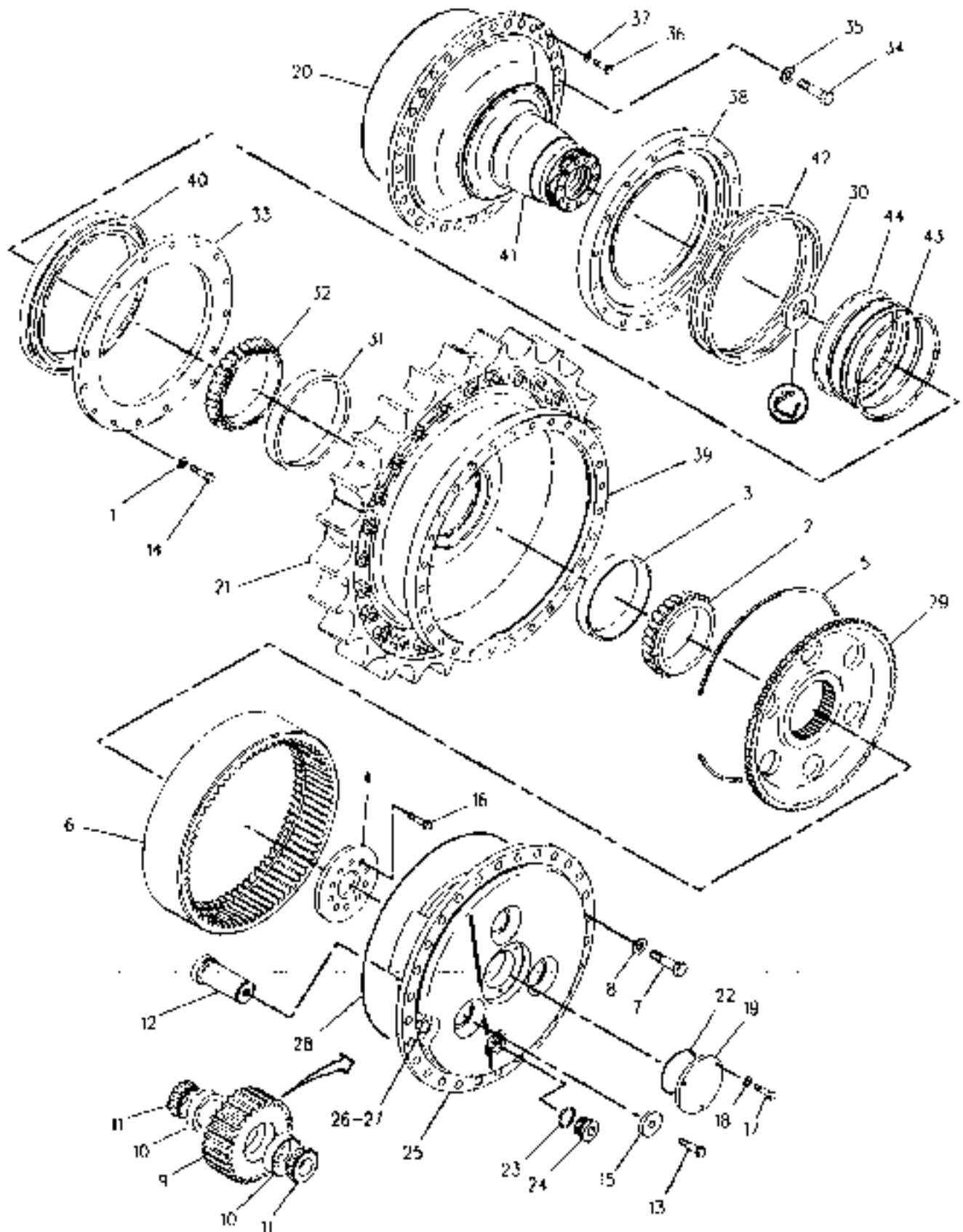
NOTE	REF NO	GRAPHIC REF	PART NUMBER	QTY	PART NAME	SEP PAGE
	1	1,2	BT-4224	16	WASHER HARD (2MM THK)	
	2	1,2	6V-0329	1	CONE ROLLER BEARING	
	3	1,2	6V-0330	1	CUP ROLLER BEARING	
	4	1,2	9G-9181	1	RETAINER	
	5	1,2	8G-8644	1	LOCKRING	
	6	1,2	9G-8639	1	GEAR (51 TEETH)	
	7	1,2	BT-9399	33	BOLT (3/4 10X0.25IN)	
	8	1,2	BT-4994	33	WASHER (5MM THK)	
	9	1,2	9G-8638	3	GEAR (40 TEETH)	
	10	1,2	18-3978	6	CUP ROLLER BEARING	
	11	1,2	18-3980	6	CONE ROLLER BEARING	
	12	1,2	9G-9183	3	SHAFT	
	13	1,2	7X-0346	3	BOLT (3/8 1"X2IN)	
	14	1,2	8C-6561	16	BOLT (5/16 1.8X 0.75IN)	
	15	1,2	2P-3696	3	PLATE	
	16	1,2	2B-0947	10	BOLT (1/2 1.3X2.25IN)	
	17	1,2	4L-6454	3	BOLT (3/8 1.6X1.0IN)	
	18	1,2	BT-4806	3	WASHER HARD (2.5MM THK)	
	19	1,2	8G-8845	1	COVER	
	20	1,2	2R-0098	1	SHAFT RING	
	21	1,2	8E 9077	1	SEGMENT GP SFFLOCK I	243
	22	1,2	1P-9005	1	SEAL O-RING	
	23	1,2	2S-4078	1	SLAL O-RING (37 40MM ID)	
	24	1,2	6V-0439	1	PLUG	
	25	1,2	9G-9175	1	CARRIER	
	26	1,2	9S-4185	1	PLUG O-RING (3.4 16 THD)	
	27	1,2	3K-0360	1	SEAL O-RING (1.6 30MM ID)	
	28	1,2	9H-3360	1	SHAFT RING	
	29	1,2	8E-2748	1	HUB REACTION	
	30	1,2	9X-7671	1	SEAL-LIP	
	31	1,2	6V-0327	1	CUP ROLLER BEARING	
	32	1,2	6V-0328	1	CONE ROLLER BEARING	
	33	1,2	128-0307	2	PLATE	
	34	1,2	10-4628	26	BOLT (7/8 9X0.25IN)	
	35	1,2	8C-6913	26	WASHER HARD (4MM THK)	
	36	1,2	BT-8919	2	BOLT (1/2 1.3X 0.75IN)	
	37	1,2	BT-4223	2	WASHER HARD (3MM THK)	
	38	1,2	128-0308	2	SEAL PACKING	
	39	1,2	138-1853	1	HUB AS	
	40	1,2	134-3056	1	GUARD D.O. CONE SEAL	
	41	1,2	138-1851	1	SPINDLE AS	
	42	1,2	134-3053	1	GUARD D.O. CONE SEAL	
	43	1,2	6V-0860	1	SLAL GP DUC CONC	
	44	1,2	1M-9011	2	RING SEALING	

Y SEPARATE ILLUSTRATION

POWER TRAIN

138-1850 FINAL DRIVE GP (contd.)

100575018



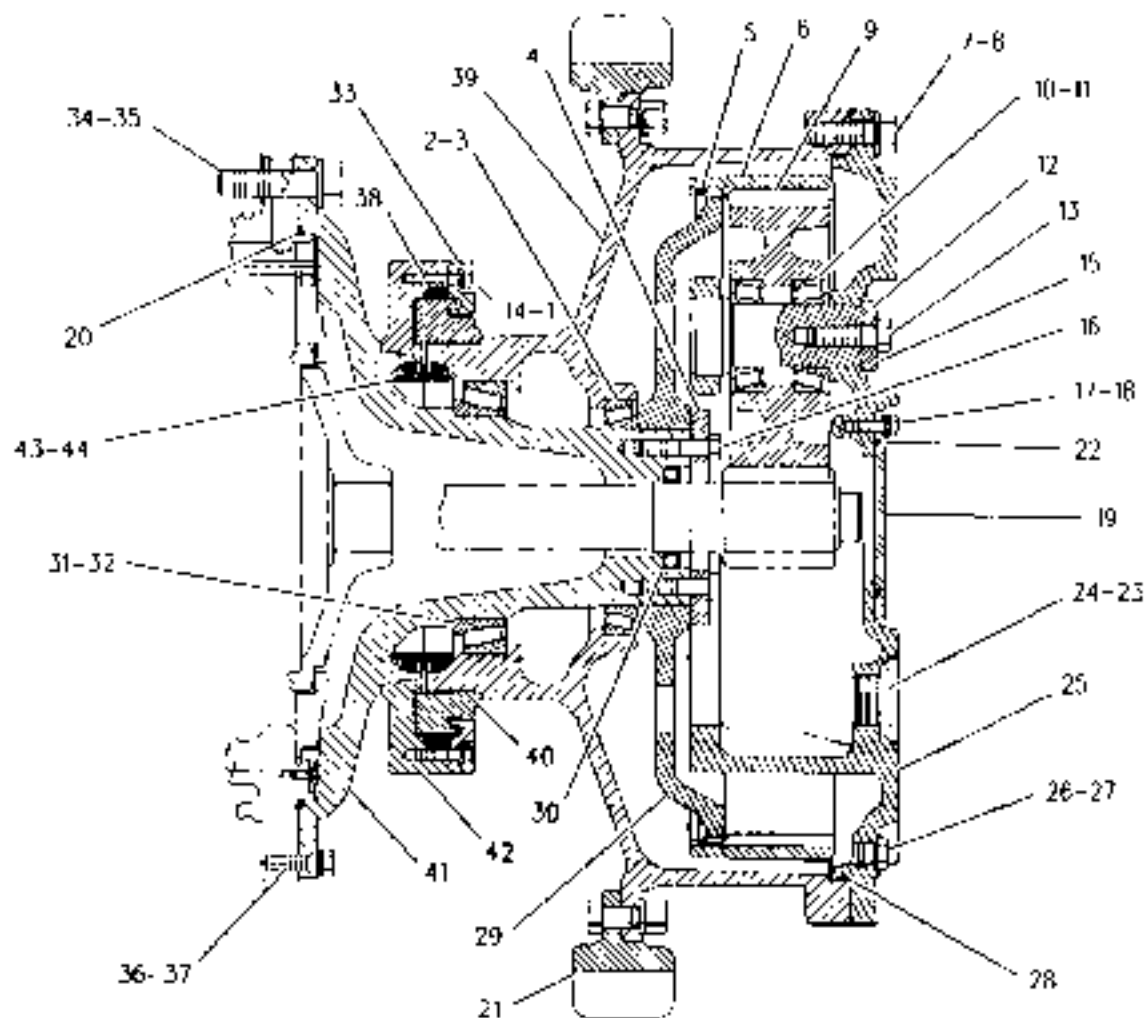
GRAPHIC #1

g00250/40

POWER TRAIN

138 1850 FINAL DRIVE GP (contd.)

100575018



GRAPHIC #2

g00761750

POWER TRAIN

138-1856 FINAL DRIVE GP

PIN BLN1-UP; 9PH1-UP

PART OF 134-2922 GUARD AR-FINAL DRIVE

SMCS-3259, 3278, 4050, 4054, 4055, 4056, 4086, 4074,
4075, 4084, 4091, 4092, 4093, 4094

100601267

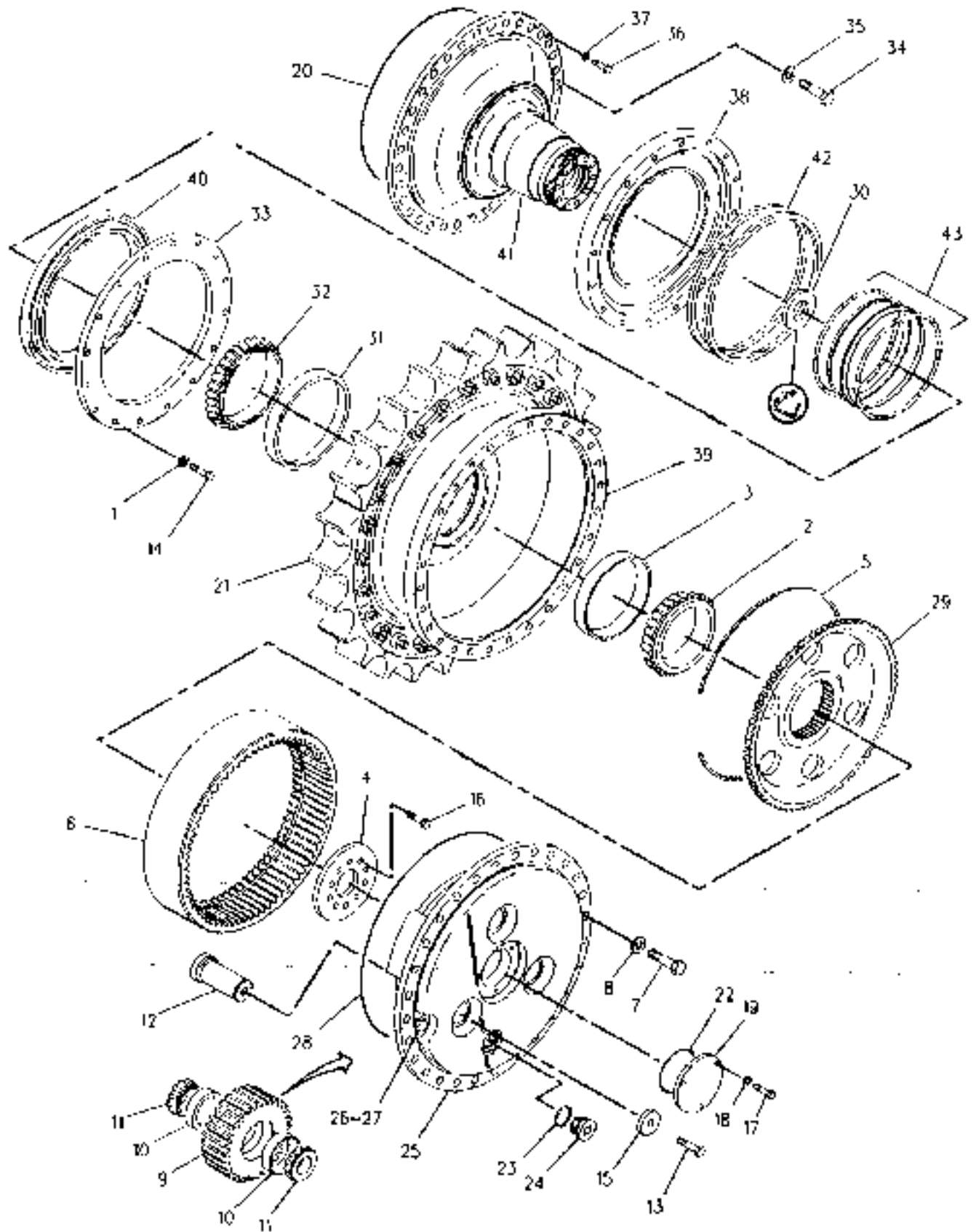
NOTE	REF NO	GRAPHIC REF	PART NUMBER	QTY	PART NAME	SEE PAGE
		1,2	BT-4224	16	WASHER HARD (2MM THK)	
		1,2	6V-0329	1	CONE ROLLER BEARING	
		1,2	6V-0330	1	CUP ROLLER BEARING	
		1,2	9G-9181	1	RETAINER	
		1,2	8G-8844	1	LOCKRING	
		1,2	9G-8639	1	GEAR (94 TEETH)	
		1,2	BT-9399	33	BOLT (3/4-10X2.25IN)	
		1,2	BT-4994	33	WASHER (5MM THK)	
		1,2	9G-8838	3	GEAR (46 TEETH)	
		1,2	18-3978	6	CUP ROLLER BEARING	
		1,2	18-3980	6	CONE ROLLER BEARING	
		1,2	9G-9183	3	SHAFT	
		1,2	7X-0346	3	BOLT (5/8-11X2IN)	
		1,2	8C-6561	16	BOLT (5/16-19X1.375IN)	
		1,2	2P-3696	3	RETAINER	
		1,2	28-0247	10	BOLT (1/2-13X2.25IN)	
		1,2	4L-6454	3	BOLT (5/8-16X1.0IN)	
		1,2	BT-4896	3	WASHER HARD (2.5MM THK)	
		1,2	8G-8845	1	COVER	
		1,2	2R-0098	1	SEAL O-RING	
Y		1,2	8E-0041	1	SEGMENT GP SPROCKET	243
		1,2	1P-9005	1	SEAL O-RING	
		1,2	2S-4078	1	SEAL O-RING (17.46MM ID)	
		1,2	6V-0438	1	PLUG	
		1,2	9G-8175	1	CARRIER	
		1,2	9S-1185	1	PLUG O-RING (3/4 16 THD)	
		1,2	3K-0360	1	SEAL O-RING (18.36MM ID)	
		1,2	9M-3360	1	SEAL O-RING	
		1,2	8E-2748	1	HUB REACTION	
		1,2	9X-7671	1	SEAL LIP	
		1,2	6V-0327	1	CUP ROLLER BEARING	
		1,2	6V-0328	1	CONE ROLLER BEARING	
		1,2	128-0307	2	PLATE	
		1,2	10-4628	26	BOLT (7/8-9X3.75IN)	
		1,2	8C-6913	26	WASHER HARD (4MM THK)	
		1,2	BT-8918	2	BOLT (1/2-13X1.75IN)	
		1,2	BT-4223	2	WASHER HARD (3MM THK)	
		1,2	128-0308	2	SEAL PACKING	
		1,2	138-1853	1	HUB AS	
		1,2	134-3055	1	GUARD-DUO-CONV SEAL	
		1,2	138-1857	1	SPINDLE AS	
		1,2	134-3053	1	GUARD-DUO-CONV SEAL	
		1,2	6V-0860	1	SEAL GP DUO CONL	

Y. SEPARATE ILLUSTRATION

POWER TRAIN

138-1856 FINAL DRIVE GP (contd.)

100601262



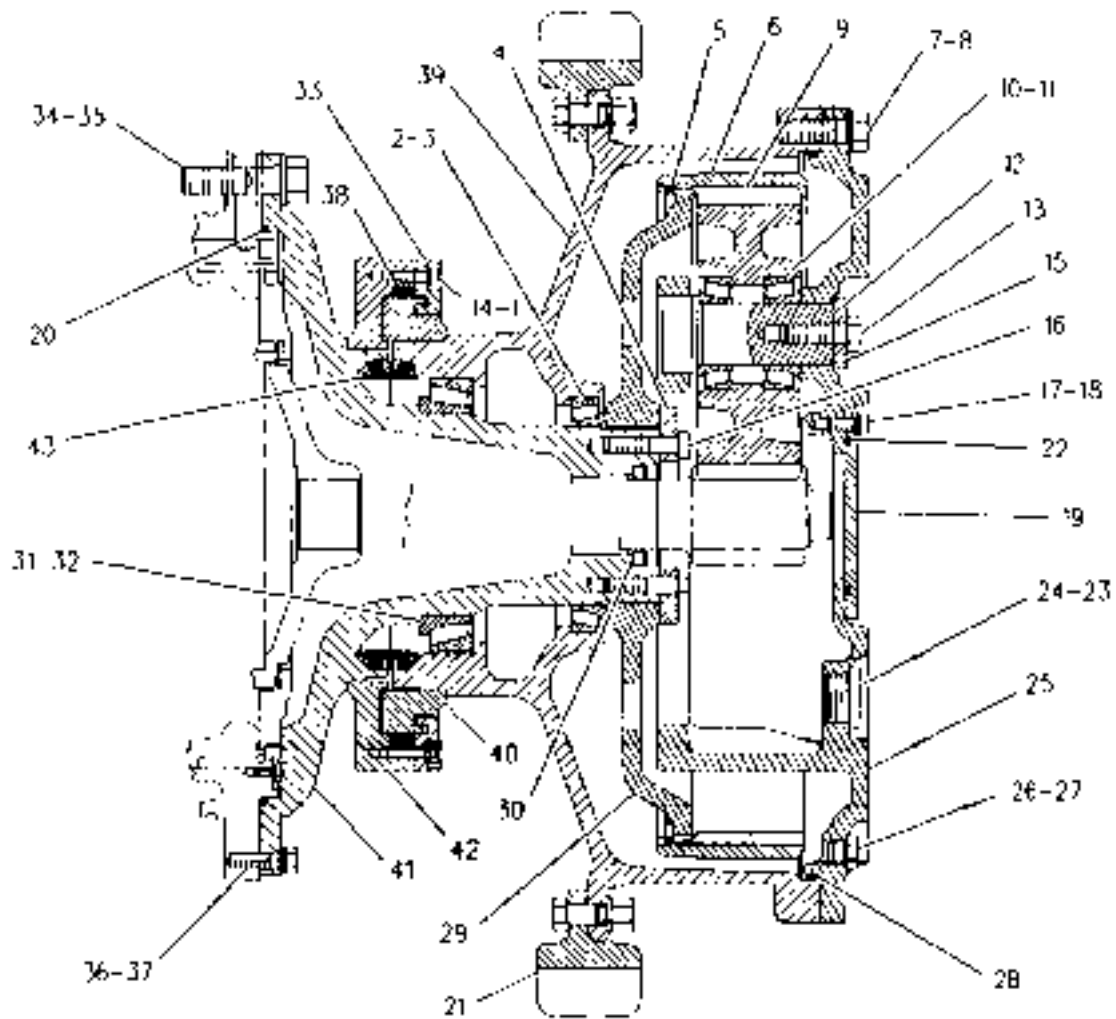
GRAPHIC #1

gn0264791

POWER TRAIN

138-1856 FINAL DRIVE GP (contd.)

100601262



GRAPHIC #2

500264700

POWER TRAIN

7G-4634 GEAR GP-BEVEL & TRANSFER

S/N 1GY1-UP

PART OF 11G-4652 TRANSMISSION AR

SNCS 3011

100839189

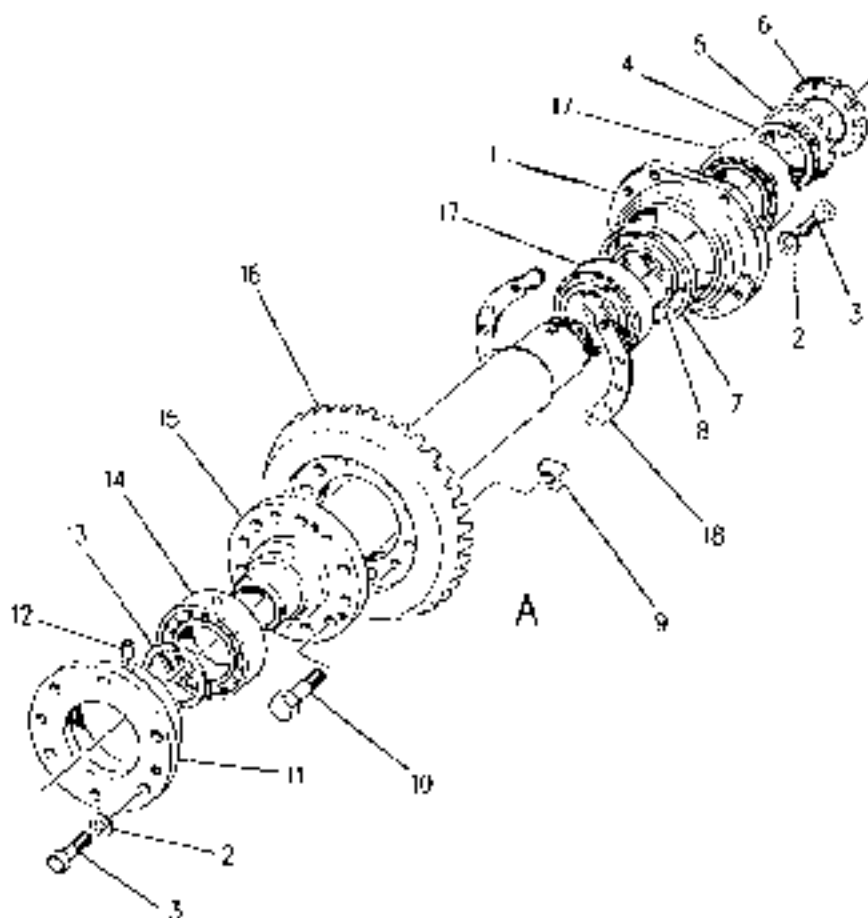
NOTE	REF NO	GRAPHIC REF	PART NUMBER	QTY	PART NAME	SEE PAGE
C	1	1	9W-1570	1	CAGE AS BEARING	
			9W-1569	1	PLUG ORIFICE	
			9B-9880	1	BALL	
	2	1	5P-8245	12	WASHER (3MM THK)	
			7B-3235	12	BOLT (1/2-13X1.375IN)	
	3	1	7B-3235	12	BOLT (1/2-13X1.375IN)	
	4	1	9P-7072	1	WASHER TONGUE	
	5	1	6V-2404	1	LOCKWASHER BEARING	
	6	1	1L-6957	1	LOCKNUT BEARING	
	7	1	6T-0364	1	RING RETAINING	
	8	1	2P-8386	1	SPACER CONE	
	9	1	1S-1060	12	NOT TRACK	
	10	1	0S-1897	12	BOLT (3/4-16X2.25IN)	
	11	1	7T-9946	1	CAGE BEARING	
	12	1	9C-0832	1	AXEL	
	13	1	6J-3473	1	RING SNAP	
	14	1	4H-0019	1	RACE & HOLDER AS (OUTER)	
15	1	5P-7592	1	RACE ROLLER BEARING (INNER)		
		7S-6224	1	SHAFT BEVEL GEAR		
16	1	9P-1925	1	GEAR BEVEL (35 TEETH)		
17	1	1P-3934	2	CUP ROLLER BEARING		
		1P-3935	2	CONE ROLLER BEARING		
B	18	1	9P-1478	2	SHIM PACK	
			6S-2828	2	CUP ROLLER BEARING	
	19	2	6S-2829	2	CONE ROLLER BEARING	
			9W-3860	1	PINION BEVEL (20 TEETH)	
	20	2	7T-3852	1	GEAR TRANSFER (58 TEETH)	
	21	2	7T-9135	1	CAGE AS TRANSFER	
	22	2	2B-0842	1	RAIL	
	23	2	5P-8247	16	CASHEP-HARD (3.5MM THK)	
24	2	6I-8507	1	PLATE SPACER		
C	25	2	0L-1169	12	BOLT (5/8-11X3.75IN)	
			5P-8245	12	WASHER (3MM THK)	
B	26	2	9P-1922	1	SHIM PACK (INCLUDES 14 SHIMS)	
			9W-2892	1	CAGE BEARING	
B	27	2	7B-3235	12	BOLT (1/2-13X1.375IN)	
			3T-6742	1	RETAINER	
B	28	2	0S-1569	1	BOLT (5/8-11X4IN)	
			7T-3951	1	GEAR TRANSFER (35 TEETH)	
C	29	2	8C-3075	1	SLAL-LIP	
			6I-8511	1	CAGE BEARING	
C	30	2	7D-1649	2	WASHER (5.0MM THK)	
C	31	2	0S-1591	4	BOLT (3/8-16X1.5IN)	
C	32	2	5M-2894	4	WASHER (2.5MM THK)	
B	33	2	9P-1921	1	SHIM PACK (INCLUDES 11 SHIMS)	
			7H-7626	1	BEARING	
B	34	2	8D-1817	2	CUP-ROLLER BEARING	
			8D-1818	2	CONE BEARING	
B	35	2	7T-1474	1	BRACKET-ROLLER (RH)	
			7T-1475	1	BRACKET-ROLLER (LH)	
B	36	2	1D-4801	4	BOLT (5/8-11X8.5IN)	
			6T-3853	2	SLEEVE	
B	37	2	6T-3852	2	ROLLER	
			1A-5822	2	BOLT (1/2-13X2.75IN)	

B. USE AS REQUIRED
C. CHANGE FROM PREVIOUS TYPE

POWER TRAIN

7G-4634 GEAR GP-BEVEL & TRANSFER (contd.)

100839189



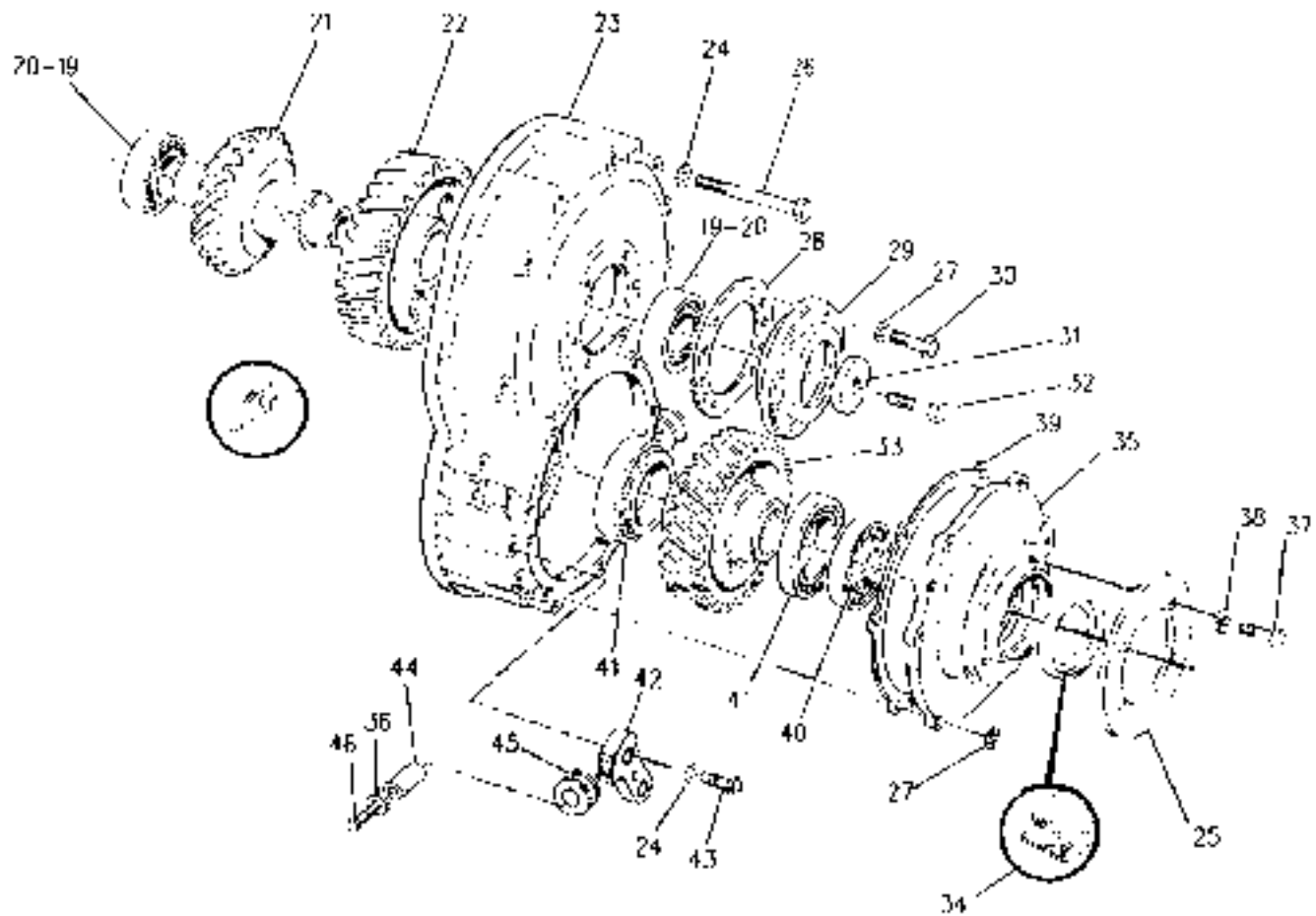
GRAPHIC #1

60395022

POWER TRAIN

7G-4634 GEAR GP-BEVEL & TRANSFER (contd.)

100839189



GRAPHIC #2

100839189

POWER TRAIN

6I-8501 PLANETARY GP-TRANSMISSION

S/N 1GY1-UP

PART OF 116-4652 TRANSMISSION AR

TYPE 1

SMCS-3155, 3160, 3169, 3170, 3187, 3189, 3190, 3304

100837129

NOTE	REF NO	GRAPHIC REF	PART NUMBER	QTY	PART NAME	SEE PAGE
					1 2 3 4 5 6 7 8 9 10 11 12 13 14 15 16 17 18 19 20 21 22 23 24 25 26 27 28 29 30 31 32 33 34 35 36 37 38 39 40 41 42 43 44 45 46 47 48 49 50 51 52 53 54	
	1	1	061-6711	1	RING-RETAINING	
	2	1	088-8093	2	RING-RETAINING	
	3	1	8M-5352	2	BALL BEARING	
	4	1	8M-5010	2	SEAL (53.57MM ID)	
	5	1	108-7754	1	HOUSING	
	6	1	3F-5022	1	PLUG-CUP	
	7	1	1A-5183	2	BOLT (3/8-18X4 75IN)	
	8	1	9G-0281	1	RING-SEAL	
	9	1	8P-2022	2	RING SEAL	
	10	1	9G-0280	1	PISTON-CLUTCH	
	11	1	3K-2511	5	WASHER REACTION	
	12	1	9P-7390	8	DISC AS FRICTION	
	13	1	8P-2051	6	PLATE CLUTCH	
	14	1	8Y-1502	1	COUPLING (75 TEETH)	
	15	1	108-8853	1	SHAFT AS	
	16	1	3T-4988	1	PLUG DRIVE	
	17	1	8P-2053	1	SEAL RING	
	18	1	6T-7882	3	GEAR (25 TEETH)	
	19	1	3T-4377	2	SEAL-RING	
	20	1	3S-2708	3	PIN-SPRING	
	21	1	9P-8823	3	SHAFT-PLANETARY	
	22	1	8P-2052	1	SEAL-RING	
	23	1	8Y-4819	1	CARRIER-PLANETARY	
	24	1	7T-3990	1	GEAR (83 TEETH)	
	25	1	030-8536	1	BOLT (1/2-13X1.25IN)	
	26	1	5P-8245	1	WASHER (3MM THK)	
	27	1	8W-0645	1	TUBE AS	
	28	1	8Y-4831	1	PLATE AS	
		1	6H-6202	2	PIN	
	29	1	7M-5130	1	PIN	
	30	1	7T-9272	1	GEAR SUN (34 TEETH)	
	31	1	6M-3038	1	SEAL-O-RING (75.59MM ID)	
	32	1	6Y-0473	1	RING RETAINING	
	33	1	7T-8816	1	BALL BEARING	
	34	1	8E-8304	12	DISC-THRUST	
	35	1	7G-2516	6	GEAR-PLANETARY (24 TEETH)	
	36	1	6M-8126	6	BEARING	
	37	1	8M-5266	1	SEAL-O-RING	
	38	1	112-5585	3	SHAFT-PLANETARY	
	39	1	8P-2047	2	LOCKRING	
	40	1	112-8041	1	CARRIER PLANETARY	
	41	1	7G-6365	1	GEAR-RING (80/75 TEETH)	
	42	1	7H 7658	10	SPRING	
	43	1	9G-0285	1	PISTON-CLUTCH	
	44	1	9G-0286	1	RING SEAL	
	45	1	9G-0284	1	HOUSING-CLUTCH	
	46	1	112-4511	3	PIN-SPRING	
	47	1	5D-2989	3	BEARING	
	48	1	8E-8308	6	DISC-THRUST	
	49	2	9P-8814	1	GEAR-RING (90 TEETH)	
	50	2	6Y-5911	5	DISC FRICTION	
	51	2	6I-8500	3	PLATE-CLUTCH	
	52	2	4M-9592	20	SPRING	
	53	2	8P-9507	1	PISTON-CLUTCH	
	54	2	8P-2022	2	RING SEAL	

POWER TRAIN

61 0501 PLANETARY GP-TRANSMISSION (cont'd.)

100837129

NOTE	REF NO	GRAPHIC REF	PART NUMBER	QTY	PART NAME	SEE PAGE
	55	2	8P-2019	2	RING SEAL	
	56	2	9P-7757	1	GEAR-SUN (42 TEETH)	
	57	2	0G1-8711	1	RING-RETAINING	
	58	2	5P-5296	2	RING-RETAINING	
	59	2	9P-8826	1	GEAR-SUN (42 TEETH)	
	60	2	7T-8816	2	BALL BEARING	
	61	2	6V-0473	2	RING-RETAINING	
	62	2	3K-2511	5	DUWEI REACTION	
	63	2	117-7828	1	HOUSING AS-CLUTCH	
		2	1A-2223	4	DOWEL	
	64	2	8P-1892	1	PISTON-CLUTCH	
	65	2	10B-7743	1	SHAFT AS-OUTPUT	
	66	2	3T-8729	1	BEARING-SLEEVE	
	67	2	9G-8744	1	BEARING-SLEEVE	
	68	2	8E-8299	6	DISC-THRUST	
	69	2	8P-1916	3	GEAR-PLANETARY (20 TEETH)	
	70	2	5P-3930	3	GEARING AS-REDUCER	
	71	2	3S-2708	3	PIN SPRING	
	72	2	8G-0289	3	SHAFT-PLANETARY	
	73	2	8P-2047	1	LOCKWING	
	74	2	7G-7218	1	CARRIER PLANETARY	
	75	2	7T-9370	1	GEAR-SUN (51 TEETH)	
	76	2	9W-8270	1	GEAR-RING (80 TEETH)	
	77	2	9W-8269	1	PLATE REACTION	
	78	2	9G-0290	1	HUB CLUTCH	
	79	2	6Y-5912	2	DISC-FRICTION	
	80	2	8P-1964	2	PLATE CLUTCH	
	81	2	6V-2478	1	RING RETAINING	
	82	2	9G-8020	1	PLATE RETAINER	
	83	2	7G-2343	3	SPRING DISC	
	84	2	7G-7724	1	PISTON CLUTCH	
	85	2	8P-2023	1	RING SEAL	
	86	2	9D-9739	1	SEAL RING	
	87	2	6I-8510	1	HOUSING AS CLUTCH	
	88	2	6B-6863	1	PIN SPRING	
	89	2	6P-7704	1	CARRIER RING	
	90	2	5P-8194	1	RING-RETAINING	
	91	2	7G-2830	2	RING SEAL	
	92	2	5M-3038	1	SEAL O-RING (75.59MM ID)	
	93	2	9M-4355	10	JAMPER BOLT	
	94	2	10B-7742	1	MANIFOLD	
	95	2	5P-8245	10	WASHER (3MM THK)	
	96	2	1A-8657	2	BOLT	
	97	2	5P-5045	1	BALL BEARING	
	98	2	8M-5255	1	SEAL O-RING (120.24MM ID)	
	99	2	3L-7388	1	RING RETAINING	
	100	2	4M-2442	8	BOLT	
	101	2	5M-2894	2	WASHER (2.5MM THK)	
	102	2	0L-1352	2	BOLT (3/8 16X3.25IN)	
	103	2	6I-8508	1	SHAFT	
	104	2	6I-8503	1	BRACKET AS	
		2	8M-8489	4	DOWEL (12.54MM DIA)	
	105	2	5P-5206	1	RING-RETAINING	
	106	2	10B-7757	1	ROTOR	
	107	2	5G-8836	1	RING	
	108	2	10B-7749	1	ROTOR	
	109	2	5P-5297	1	RING-RETAINING	
	110	2	3E-8848	4	SENSOR GP-SPEED	
					(EACH INCHES)	
	111	2	102-8802	1	XIF RECEPTACLE (2 PIN)	

POWER TRAIN

61-8501 PLANETARY GP-TRANSMISSION (contd.)

100837129

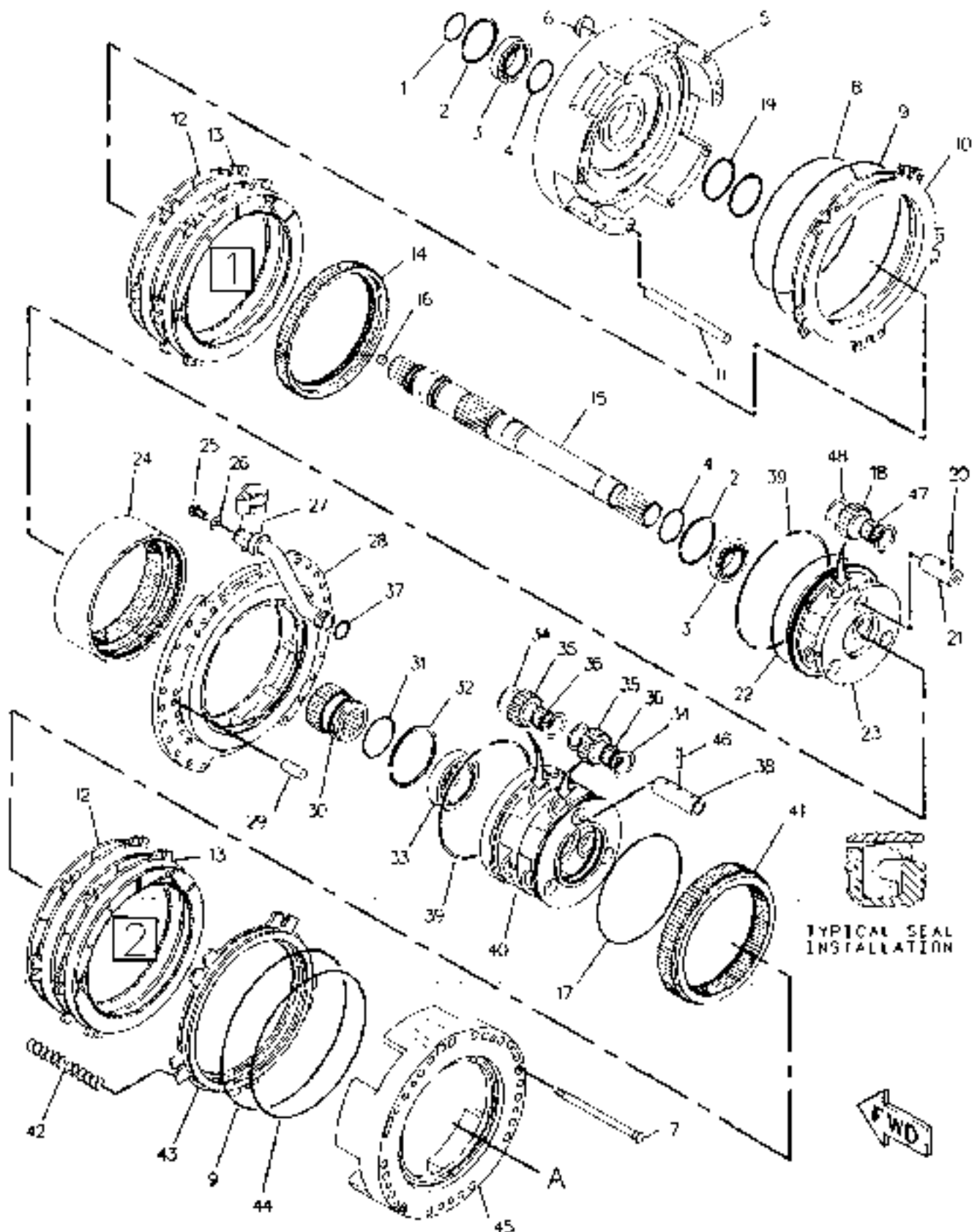
NOTE	REF NO	GRAPHIC REF	PART NUMBER	QTY	PART NAME	SEE PAGE
	112	3	3E-3365	1	WIDGI	
	113	3	8T-0729	2	PIN CONNECTOR	
F	114	3	9X-1306		SHIFTER PLATE	
	115	3	124-3717	1	P. ATF AS	
	116	3	8C-3334	4	RIVET TUBULAR	
	117	3	8E-7840	4	CLIP	

E-DIMENSIONS BY THE CENTIMETER
 R-REMG PART MAY BE AVAILABLE

POWER TRAIN

61-8501 PLANETARY GP-TRANSMISSION (contd.)

100837129



GRAPHIC 11

gnc764822

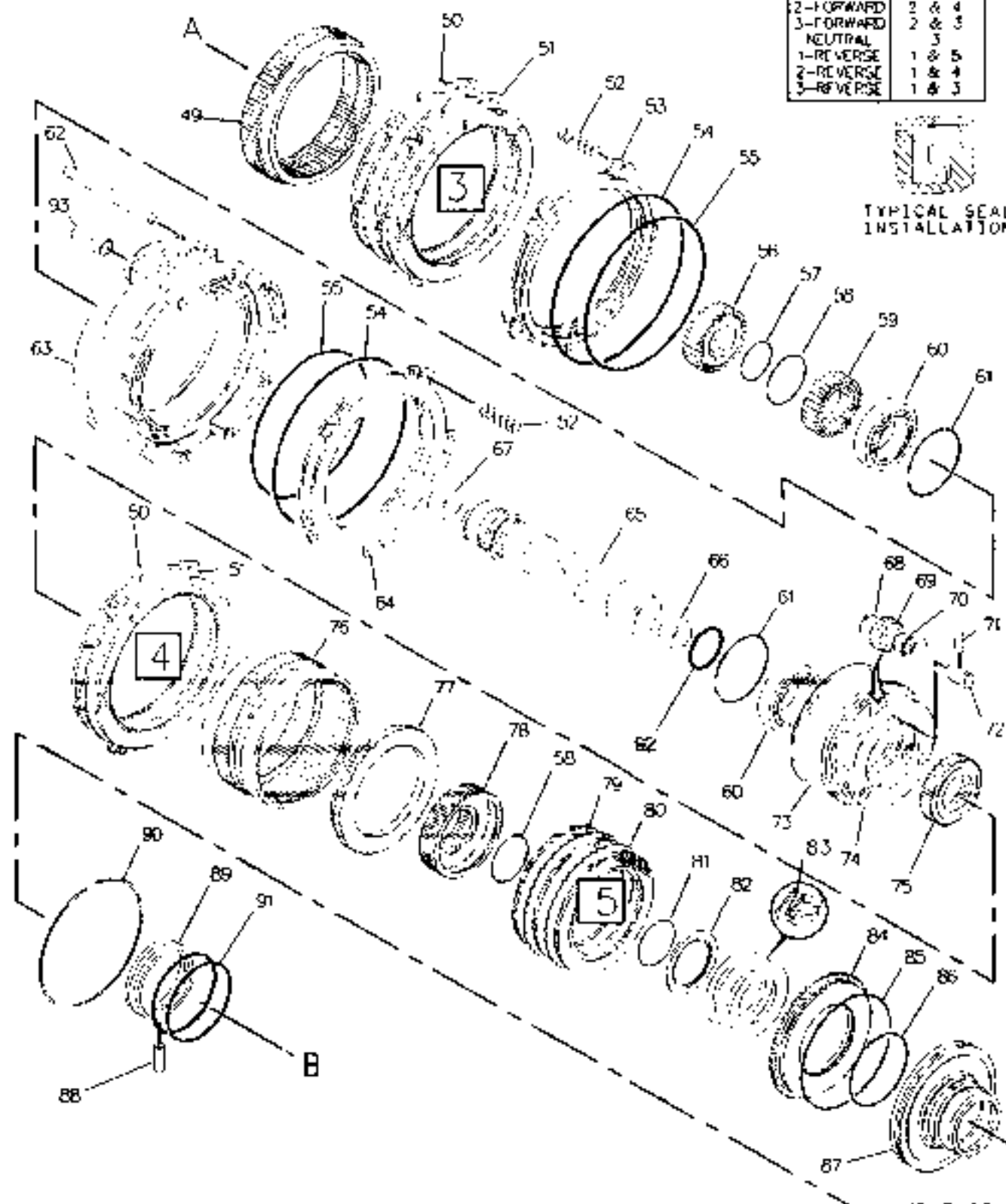
POWER TRAIN

6I B501 PLANETARY GP-TRANSMISSION (contd.)

100837129

SPEED SELECT	CLUTCH ENGAGE
1-FORWARD	2 & 3
2-FORWARD	3 & 4
3-FORWARD	2 & 5
NEUTRAL	3
1-REVERSE	1 & 5
2-REVERSE	1 & 4
3-REVERSE	1 & 3

TYPICAL SEAL INSTALLATION



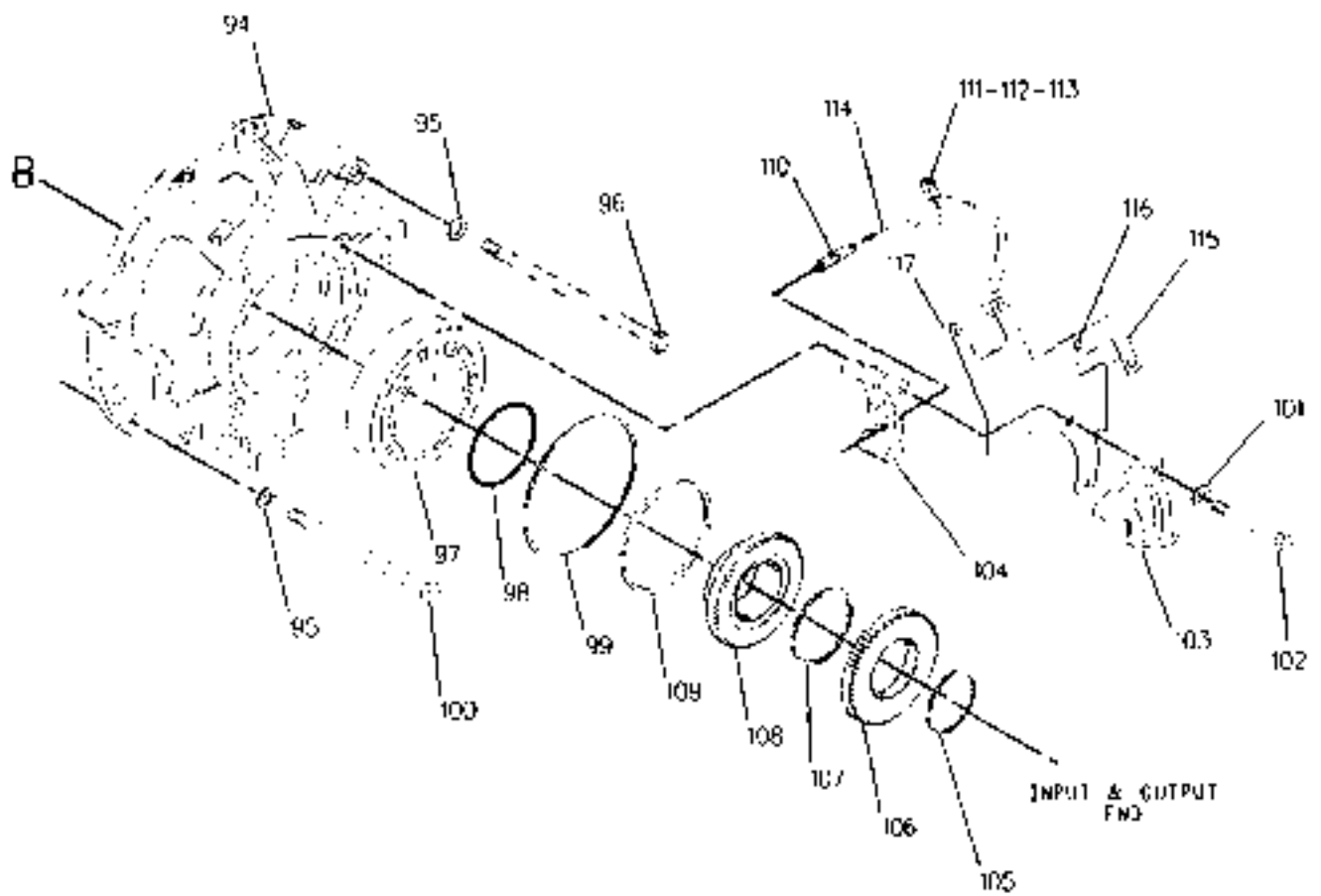
GRAPHIC #2

g634738H7

POWER TRAIN

GI-8501 PLANETARY GP-TRANSMISSION (contd.)

100837129



GRAPHIC 03

g00473308

POWER TRAIN

6I-8501 PLANETARY GP-TRANSMISSION

S/N IGY1-UP
PART OF 116-4652 TRANSMISSION AR
TYPE 2

SNCS-3155, 3160, 3169, 3170, 3187, 3189, 3190, 3304

100951320

NOTE	REF NO	GRAPHIC REF	PART NUMBER	QTY	PART NAME	SEE
						PAGE
	1	1	061-6711	1	RING-RETAINING	
	2	1	088-8093	2	RING-RETAINING	
	3	1	0M-5352	2	BALL BEARING	
	4	1	0M-5070	2	SEAL (93.57MM ID)	
	5	1	108-7754	1	HOUSING AS	
	6	1	3F-5022	1	PLUG-CUP	
	7	1	1A-5103	2	BOLT (3/8-16X4.75IN)	
	8	1	96-0281	1	RING SEAL	
	9	1	8P-2022	2	RING SEAL	
	10	1	96-0280	1	PISTON-CLUTCH	
	11	1	3K-2511	5	DISC-REACTION	
	12	1	9P-7390	6	DISC-AS FRICTION	
B	13	1	8P-2051	8	PLATE-CLUTCH	
	14	1	6Y-1602	1	COUPLING (75 TEETH)	
	15	1	106-8853	1	SHAFT AS	
	16	1	3T-4968	1	PLUG-ORIFICE	
	17	1	8P-2083	1	SEAL RING	
	18	1	8T-7882	3	GEAR (25 TEETH)	
	19	1	3T-4377	2	SEAL RING	
	20	1	3S-2700	3	PIN SPRING	
C	21	1	9P-8623	3	SHAFT-PLANETARY	
	22	1	131-4091	1	SEAL-RING	
	23	1	6Y-4819	1	CARRIER PLANETARY	
	24	1	7T-3950	1	GEAR (83 TEETH)	
	25	1	030-8538	1	BOLT (1/2-13X1.25IN)	
	26	1	5P-8245	1	WASHER (3MM THK)	
	27	1	8W-0645	1	TIRE AS	
	28	1	6Y-4831	1	PLATE AS	
	29	1	7M-5130	1	PIN (SPRING)	
	30	1	5M-6202	2	PIN	
	31	1	7T-9272	1	GLAD SUN (34 TEETH)	
	32	1	6M-3038	1	SEAL-O-RING (75.89MM ID)	
	33	1	6V-0473	1	RING-RETAINING	
	34	1	7T-8816	1	BALL BEARING	
	35	1	8E-8304	6	DISC-THRUST	
	36	1	76-2616	6	GEAR-PLANETARY (24 TEETH)	
	37	1	5M-6126	6	BEARING	
	38	1	8M-5268	1	SEAL-O-RING	
	39	1	112-5585	3	SHAFT PLANETARY	
G	40	1	144-4284	2	LOCKRING	
	41	1	112-8041	1	CARRIER PLANETARY	
	42	1	76-6385	1	GEAR-RING (90/75 TEETH)	
	43	1	7H-7658	10	SPRING	
	44	1	90-0285	1	PISTON-CLUTCH	
	45	1	90-0286	1	RING-SEAL	
	46	1	90-0284	1	HOUSING-CLUTCH	
	47	1	112-4511	3	PIN-SPRING	
	48	1	50-2989	3	BEARING	
	49	1	8E-8306	6	DISC-THRUST	
	50	2	9P-9514	1	GEAR-RING (90 TEETH)	
	51	2	6Y-5911	5	DISC-FRICTION	
	52	2	61-8500	3	PLATE-CLUTCH	
	53	2	4M-9592	20	SPRING	
	54	2	8P-9507	1	PISTON-CLUTCH	
		2	8P-2022	2	RING-SEAL	

POWER TRAIN

6I-8501 PLANETARY GP-TRANSMISSION (contd.)

100951320

NOTE	REF NO	GRAPHIC REF	PART NUMBER	QTY	PART NAME	SEE PAGE
	55	2	8P-2019	2	RING SEAL	
	56	2	9P-7757	1	GEAR SUN (42 TEETH)	
	57	2	061-6711	1	RING-RETAINING	
	58	2	5P-5296	2	RING-RETAINING	
	59	2	9P-8626	1	GEAR SUN (47 11/16)	
	60	2	7T-8816	2	BALL BEARING	
	61	2	6V-0473	2	RING-RETAINING	
	62	2	3K-2511	5	DOWEL REACTION	
	63	2	117-7826	1	HOUSING AS CLUTCH	
	64	2	1A-2223	4	DOWEL	
	64	2	8P-1892	1	PISTON CLUTCH	
	65	2	108-7743	1	SHAFT AS OUTPUT	
	66	2	3T-8729	1	BEARING SLEEVE	
	67	2	9G-6744	1	BEARING SLEEVE	
	68	2	8E-8299	11	DISC THRUST	
	69	2	8P-1916	3	GEAR PLANETARY (20 TEETH)	
	70	2	5P-3930	3	BEARING AS ROLLER	
	71	2	3S-2708	3	PIN SPRING	
	72	2	9G-0289	3	SHAFT PLANETARY	
C	73	2	144-4284	1	LOCKRING	
	74	2	78-7218	1	CARRIER PLANETARY	
	75	2	7T-9370	1	GEAR SUN (51 TEETH)	
	76	2	9W-8270	1	GEAR RING (90 TEETH)	
	77	2	9W-8289	1	PLATE REACTION	
	78	2	9G-0290	1	HUB CLUTCH	
	79	2	6V-5812	4	DISC REACTION	
	80	2	8P-1864	3	PLATE CLUTCH	
	81	2	6V-2478	1	RING-RETAINING	
	82	2	9G-8020	1	PLATE-RETAINER	
	83	2	7G-2343	3	SPRING DISC	
	84	2	7G-7724	1	PISTON-CLUTCH	
	85	2	8P-2023	1	RING SEAL	
	86	2	8D-9739	1	SEAL-RING	
	87	2	6I-8510	1	HOUSING AS CLUTCH	
	88	2	68-6863	1	PIN SPRING	
	89	2	6P-7704	1	CARRIER RING	
	90	2	5P-8194	1	RING-RETAINING	
	91	2	7G-2830	2	RING SEAL	
	92	2	5M-3038	1	SEAL O-RING (75.59MM ID)	
	93	2	9W-4355	11	DAMPER BOLT	
C	94	3	144-7878	1	MANIFOLD	
	95	3	5P-0245	10	WASHER (3MM THK)	
	96	3	1H-8857	2	BOLT	
	97	3	5P-6045	1	BALL BEARING	
	98	3	8M-5255	1	SEAL O-RING (120.24MM ID)	
	99	3	1L-7388	1	RING-RETAINING	
	100	3	4M-2442	8	BOLT	
C	101	3	6M-2854	4	WASHER (2.5MM THK)	
	102	3	05-1619	2	BOLT (3/8X3.0IN)	
C	103	3	06-0609	2	BOLT (3/8X.75IN)	
C	104	3	152-1330	1	BRACKET AS	
	105	3	6M-8489	2	DOWEL (P. 54MM DIA)	
	105	3	5P-5296	1	RING-RETAINING	
C	106	3	144-7881	1	ROTCH	
	107	3	5E-8836	1	RING	
	108	3	108-7749	1	ROTOR	
	109	3	5P-5297	1	RING-RETAINING	
	110	3	3E-8848	4	SENSOR GP SPEED	

(EACH INCLUDES)

POWER TRAIN

61-8501 PLANETARY GP-TRANSMISSION (contd.)

100951320

NOTE	REF NO	GRAPHIC REF	PART NUMBER	QTY	PART NAME	SEE PAGE
	11	3	102-8802	1	KEY-RECEPTACLE (2 PLN) (INCL RECEPTACLE AS & WEDGE)	
	112	3	3E-3365	1	WEDGE	
	113	3	8T-8729	2	PLN CONNECTOR	
BE	114	3	9X-1386		SHIVE	
C	115	3	144-7874	1	BRACKET AS	
	116	3	8C-3334	2	RIVET TUBULAR	
	117	3	8E-7840	4	CLIP	

R USE AS REQUIRED

G CHANGE FROM PREVIOUS TYPE

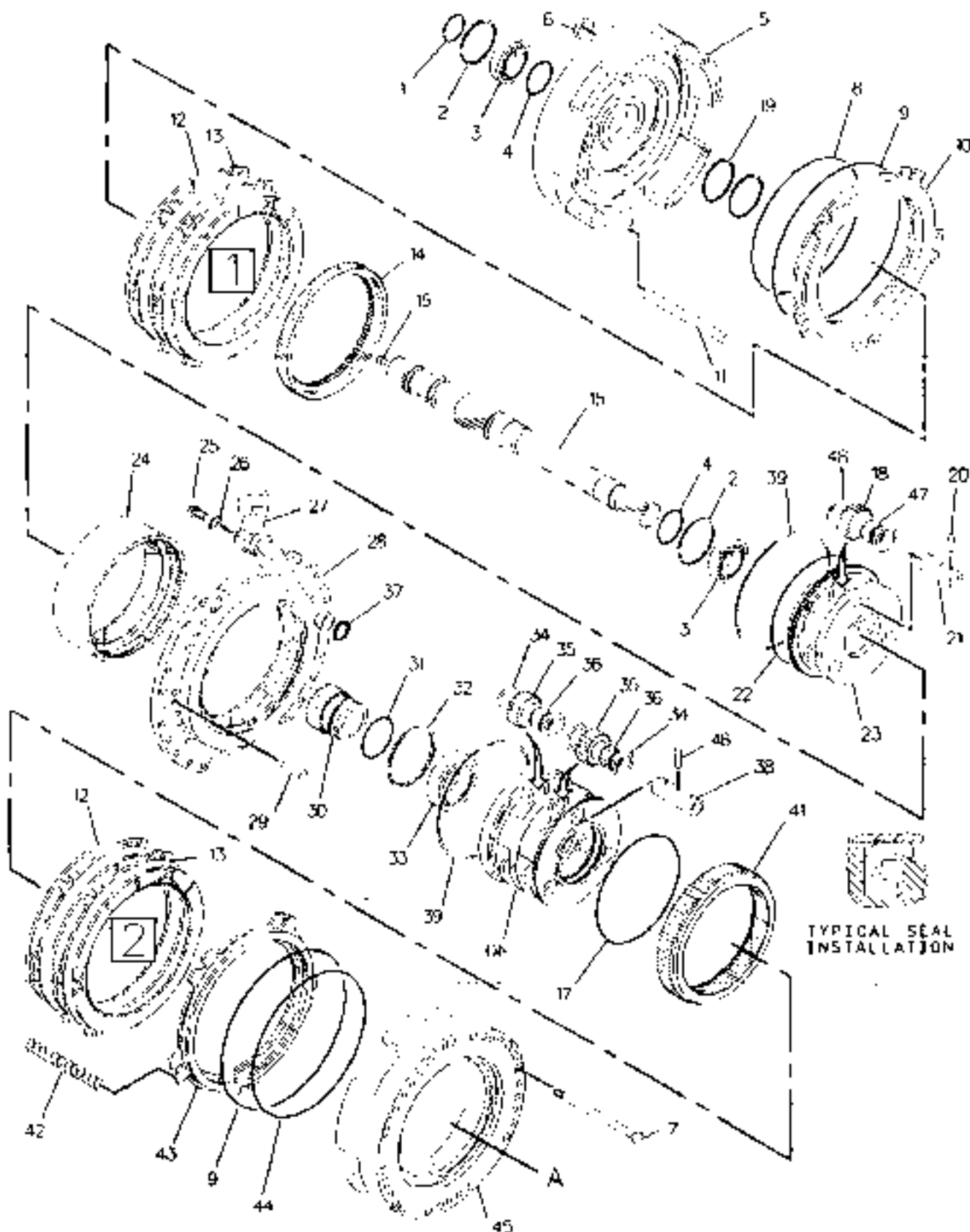
F ORDER BY THE CENTIMETER

R REFER PART MAY BE AVAILABLE

POWER TRAIN

6I-8501 PLANETARY GP-TRANSMISSION (contd.)

100951320



GRAPHIC #1

000463567

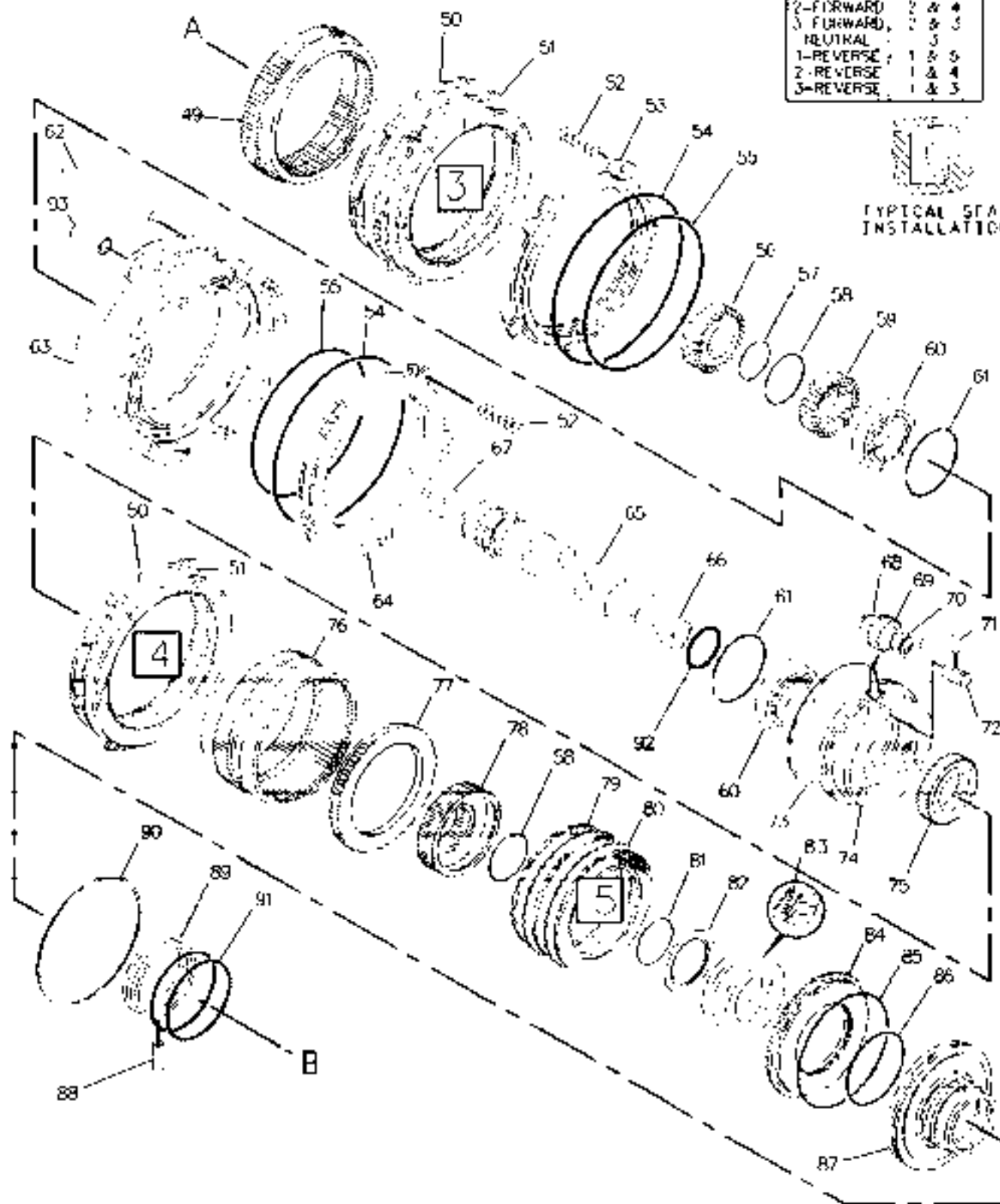
POWER TRAIN

61 8501 PLANETARY GP-TRANSMISSION (contd.)

100951320

SPEED SELECT	CLUTCH ENGAGE
1-FORWARD	2 & 5
2-FORWARD	2 & 4
3-FORWARD	2 & 3
NEUTRAL	3
1-REVERSE	1 & 5
2-REVERSE	1 & 4
3-REVERSE	1 & 3

TYPICAL SEAL INSTALLATION



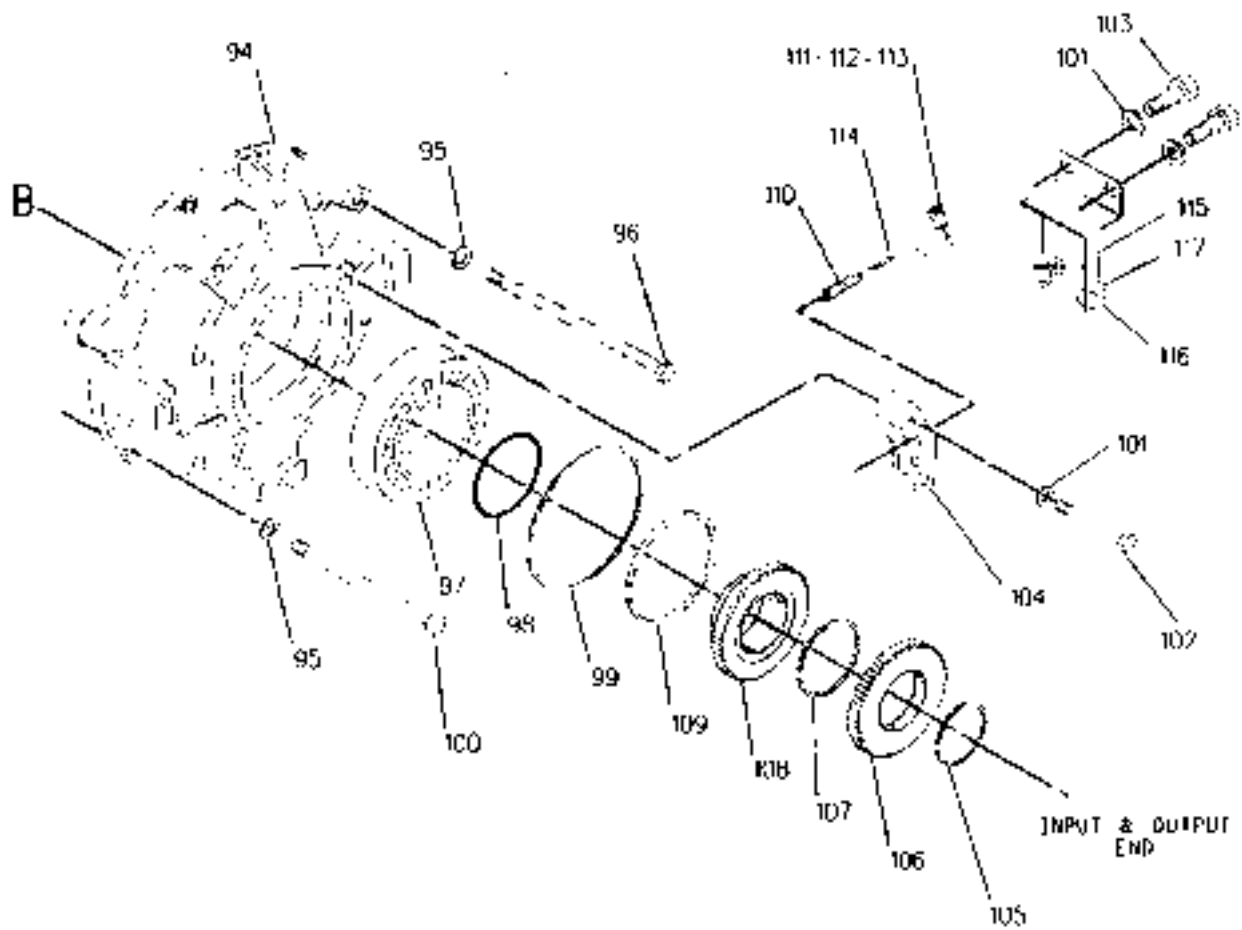
GRAPHIC #2

MD173817

POWER TRAIN

GJ-8501 PLANETARY GP-TRANSMISSION (contd.)

i00951320



GRAPHIC #3

50208000

POWER TRAIN

7G-7212 SEGMENT GP-SPROCKET

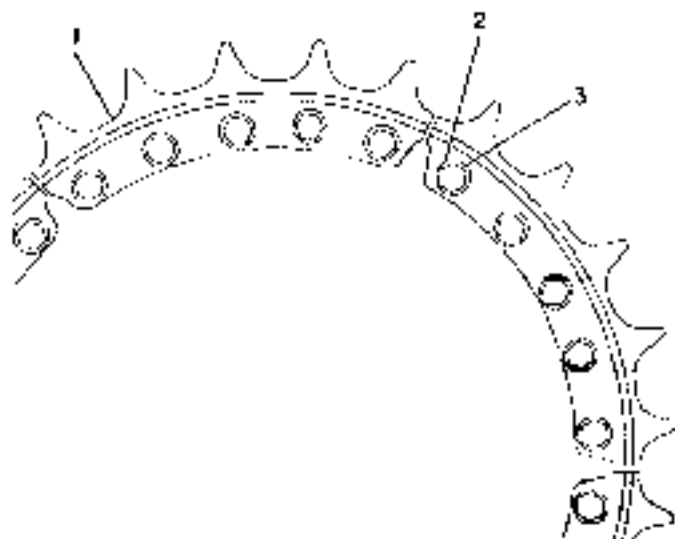
PIN 4MM1-UP

PART OF 7G-5532 FINAL DRIVE GP

SMCS-4155

i00587346

NOTE	REF NO	GRAPHIC REF	PART NUMBER	QTY	PART NAME	SEE PAGE
	1	1	6Y-2931	5	SEGMENT SPROCKET	
	2	1	25-5858	25	WASHER HARD (3.0MM DIA)	
	3	1	6V-0937	25	BOLT SPROCKET	
		1	7H-3807	25	NUT	



GRAPHIC #1

U00173804

POWER TRAIN

8E-9041 SEGMENT GP-SPROCKET

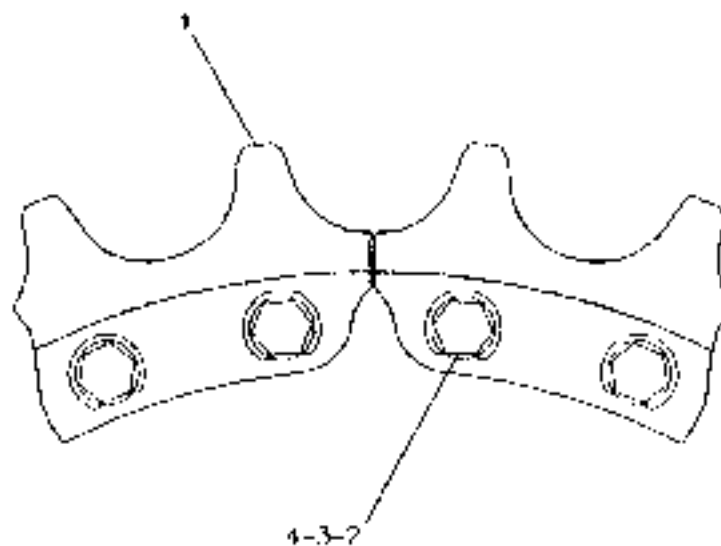
PIN 2YN1-UP; 3ZN1-UP; 4MN1-UP; 5LN1-UP; 6JN1-UP; 7KN1-UP; 8LN1-UP; 9PN1-UP

PART OF 138-1850, 138-1856, 10-2274,
10-2275, 10-4303, 10-4304 FINAL DRIVE GP

SMCS-4155

i00574784

NOTE	REF NO	GRAPHIC REF	PART NUMBER	QTY	PART NAME	SEE PAGE
	1		102-6677	5	SEGMENT SPROCKET	
	2		6V-0937	25	BU: 1-SPROCKET	
	3		2S-5658	25	WASHER HARD (3.0MM THK)	
	4		7H-3607	25	NUT	



GRAPHIC #1

i00574784

POWER TRAIN

116-4652 TRANSMISSION AR

S/N 1GY1-UP

PART OF 151-6170 GAUGE AR-TRACK

SMCS-3030, 3060, 3160

100601178

NOTE	PART NUMBER	QTY	PART NAME	SEE PAGE
Y	108-6103	1	CASE & PARTS GP PLANIARY	194
Y	108-7011	1	CONTROL GP TRANSMISSION HYD	198
Y	73-4534	1	CLAH GP-BEVEL & TRANSFER	226
Y	61-8507	1	PLANIARY GP	230

* SEPARATE ILLUSTRATION

POWER TRAIN

118-1336 VALVE GP-MODULATING

S/N 1GY1-UP

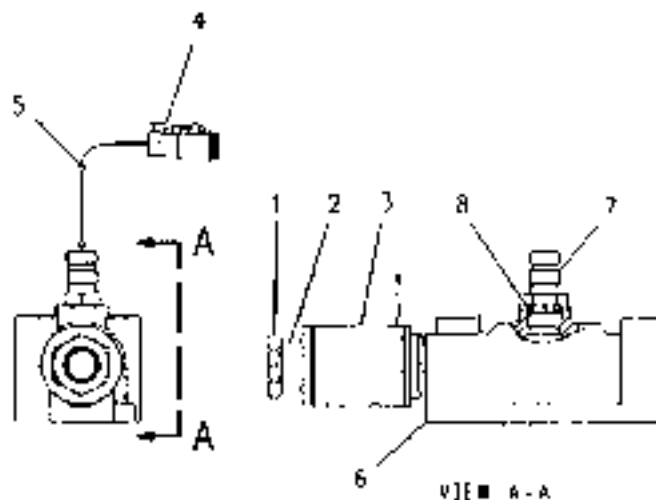
PART OF 108-7011 CONTROL GP-TRANSMISSION HYD
FIELD REPLACEMENT FOR 159-0931-PAGE 247

SMCS-3139

100843973

NOTE	REF NO	GRAPHIC REF	PART NUMBER	QTY	PART NAME	SEE PAGE
	1	1	104-3947	1	LOCKNUT (5/8-11 THD)	
	2	1	122-4974	1	SPACER	
	3	1	114-4380	1	COIL AS	
		1	3E-3362	1	WEDGE PLUG LOCK	
		1	BT-8730	2	SOCKET CONNECTOR	
	4	1	102-8807	1	KIT CONNECTING PLUG	
	5	1	1S-9593	2	STRAP CABLE (Ø 62 IN DIA)	
Y	6	1	121-0357	1	VALVE GP-MODULATING	246
	7	1	6V-1965	1	NIPPLE AS	
	8	1	3J-1907	1	SEAL O RING (11.89UM ID)	

Y-SEPARATE ILLUSTRATION



GRAPHIC #1

90900674E

POWER TRAIN

121-0357 VALVE GP-MODULATING

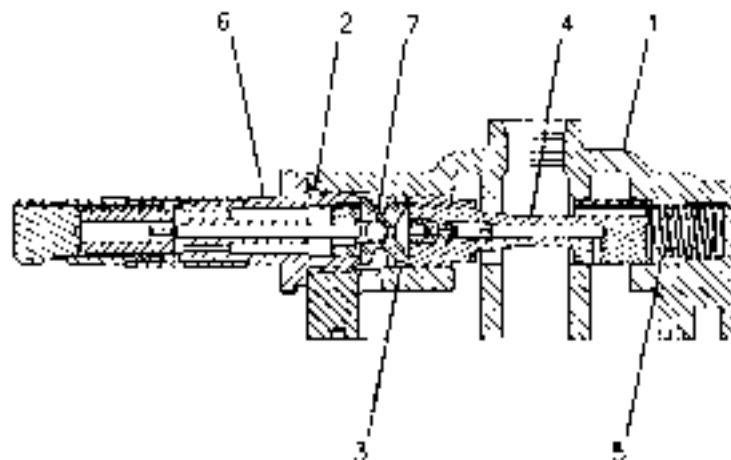
S/N 16Y1-UP

PART OF 118-1336, 159-0931 VALVE GP-MODULATING

SMCS-3139

i00895929

NOTE	REF NO	GRAPHIC REF	PART NUMBER	QTY	PART NAME	SEE PAGE
	1	1	8E-3095	1	BODY	
	2	1	112-6282	1	SEAL O-RING (26.36MM ID)	
	3	1	117-2983	1	SEAL O-RING	
	4	1	116-1254	1	SPOOL AS	
	5	1	118-3791	1	SPRING	
	6	1	121-0350	1	CARTRIDGE AS	
	7	1	5P-7538	1	BALL	



GRAPHIC #1

μ0000264

POWER TRAIN

159-0937 VALVE GP-MODULATING

S/N 10Y1-UP

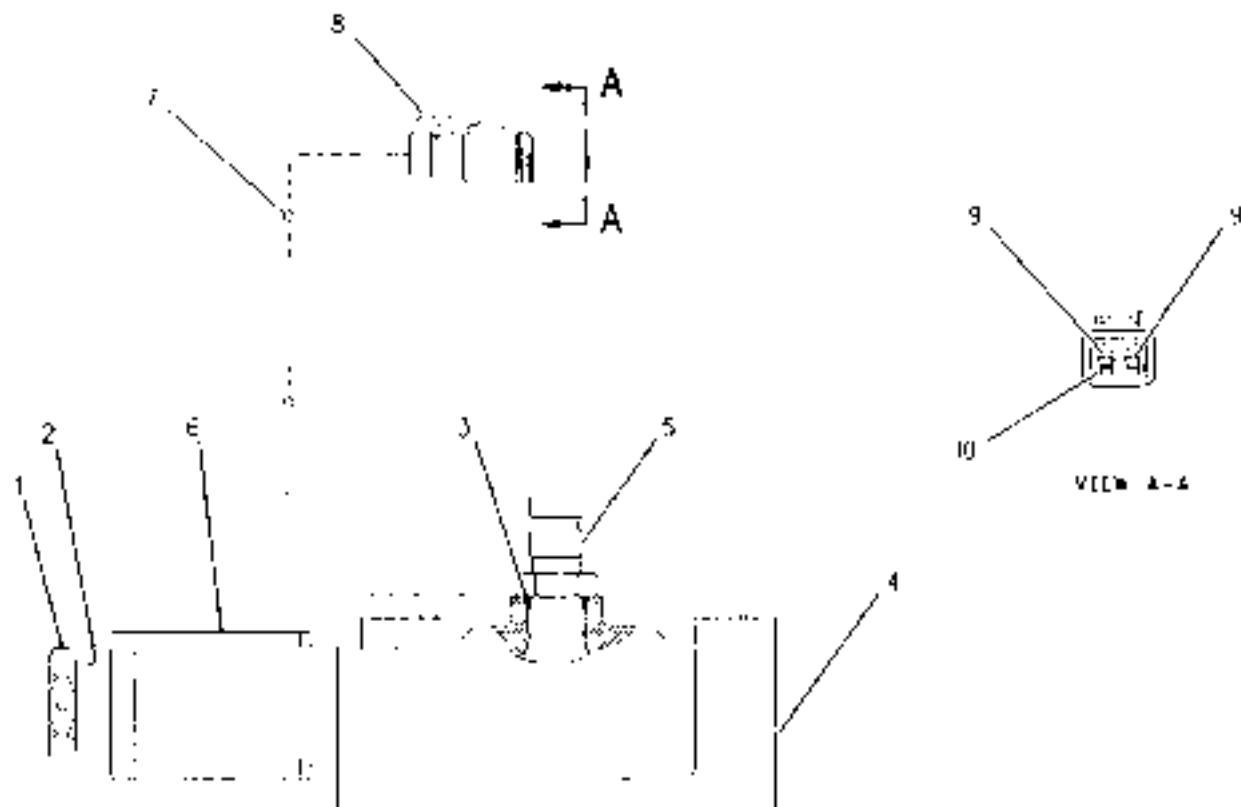
PART OF 108-7011 CONTROL GP-TRANSMISSION HYD
FIELD REPLACEMENT ORDER 118-1336-PAGE 245

SNCS-3139

100995931

NOTE	HEL NO	GRAPHIC REF	PART NUMBER	QTY	PART NAME	SEE PAGE
	1	1	104-3947	1	LOCKNUT (5/8" 11 THD)	
	2	1	122-4974	1	SPACER	
	3	1	3J-1907	1	SEAL O-RING (11.89MM ID)	
Y	4	1	121-0357	1	VALVE GP-MODULATING	246
	5	1	6V-3965	1	WIPPLE AS	
	6	1	114-4080	1	COIL AS	
	7	1	19-9593	2	STRAP CABLE (0.62IN DIA)	
	8	1	102-8007	1	KIT CONNECTING PLUG (2 PIN) (INCL. PLUG AS & WEDGE)	
	9	1	8T-8730	2	SOCKET CONNECTOR	
	10	1	3F-3362	1	WEDGE PLUG LOCK	

Y SEPARATE ILLUSTRATION



GRAPHIC #1

400471468

FRAME AND BODY

150-2983 BAR AR-STRIKER-CUSTOM

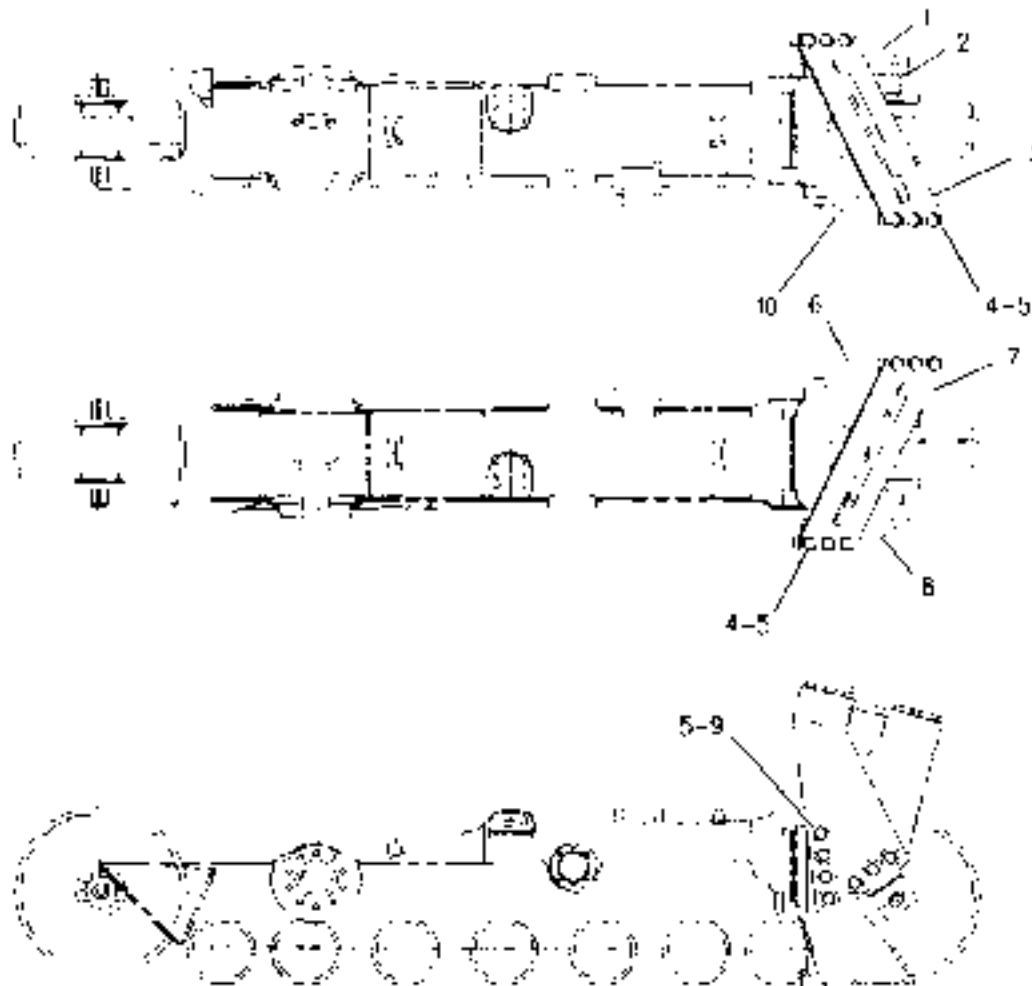
PIN 4MN1-UP; 5LN1-UP

FOR USE WITH 559 MM (22 IN) MAXIMUM TRACK WIDTH

SMCS-7180

101003712

NOTE	REF NO	GRAPHIC REF	PART NUMBER	QTY	PART NAME	SEE PAGE
	1	1	147-8546	1	PLATE AS	
	2	1	147-8557	1	FRAME AS TRACK ROLLER	
		1	147-8552	4	PLATE	
	3	1	147-8553	1	PLATE AS	
	4	1	7X-0406	12	BOLT (1-8X3IN)	
	5	1	8T-5361	40	WASHER (5MM THK)	
	6	1	147-8543	1	PLATE AS	
	7	1	147-8556	1	PLATE AS	
	8	1	147-8550	1	PLATE AS	
	9	1	7X-0402	2K	BOLT (1-8X2IN)	
	10	1	147-8548	1	PLATE AS	



GRAPHIC #1

400515676

FRAME AND BODY

1Q-4191 BAR AS-STRIKER-CUSTOM

PIN BLN1-UP; 9PN1-UP

LGP

PART OF 1Q-4187 STRIKER GP-REAR

SMCS-7180

101009875

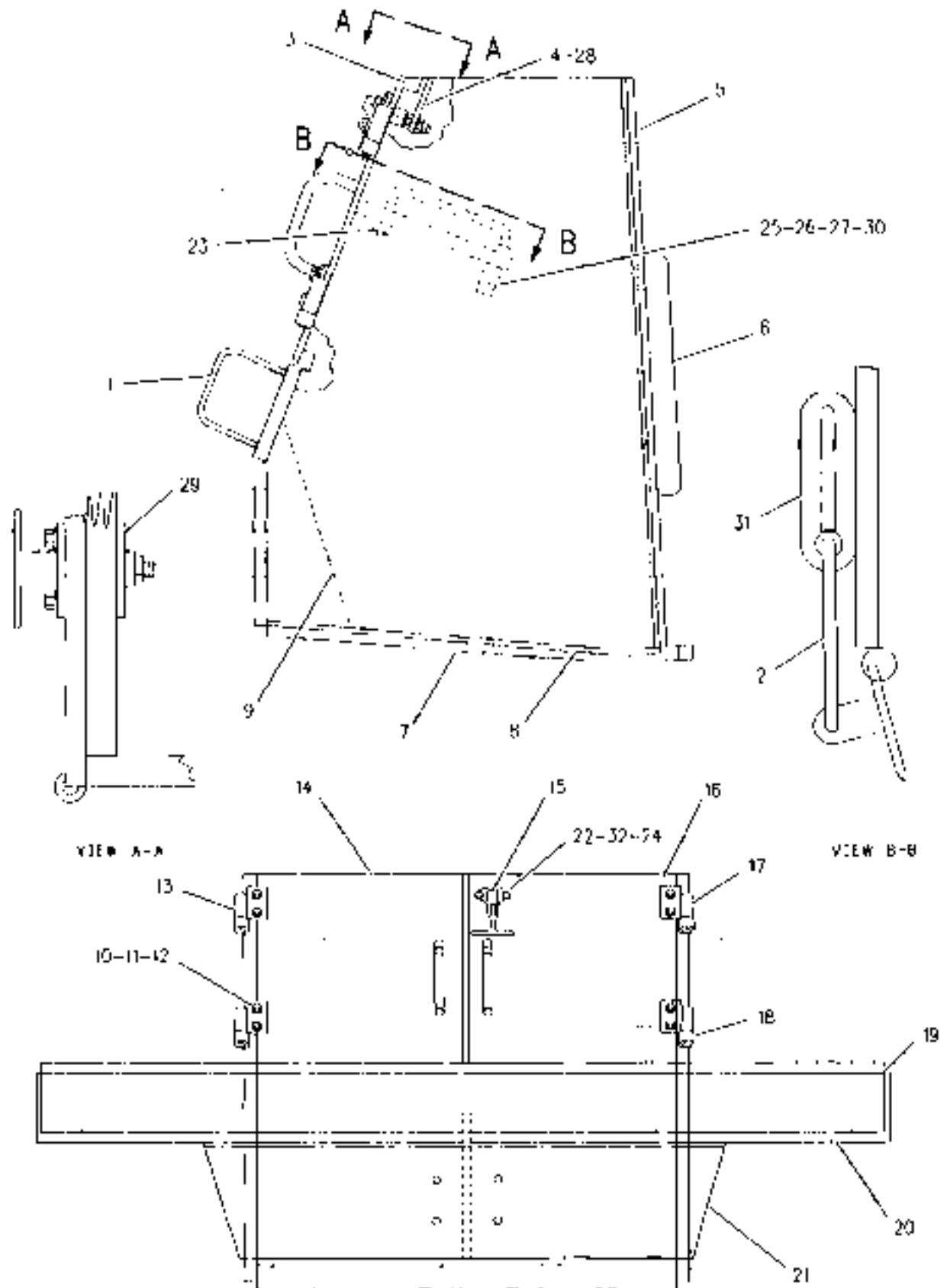
NOTE	REF NO	GRAPHIC REF	PART NUMBER	QTY	PART NAME	SEE PAGE
	1	1	9Z-8224	1	CHANNEL	
	2	1	9Z-9211	2	BOD AS	
	3	1	9Z-8229	2	BAR	
	4	1	8T-1579	1	PAWL	
	5	1	1Q-4190	2	PLATE	
	6	1	1Q-4193	2	PLATE	
	7	1	1Q-4188	1	PLATE	
	8	1	1Q-4195	2	PLATE	
	9	1	1Q-4192	1	PLATE	
	10	1	8T-8919	8	BOLT (1/2-13X1.75IN)	
	11	1	8T-4223	8	WASHER-HARD (3MM THK)	
	12	1	1K-6872	8	LOCKNUT (1/2-13 THD)	
	13	1	1Z-9932	2	HINGE AS	
V	14	1	1Q7-2734	1	DOOR AS	
	15	1	8Y-6400	1	LATCH AS	284
	16	1	1Q7-2733	1	DOOR AS	
	17	1	1Z-9933	2	HINGE AS	
	18	1	8F-3556	4	SPACER	
	19	1	9Z-8225	2	PLATE	
	20	1	8Z-8226	1	PLATE	
	21	1	1Q-4189	1	PLATE	
	22	1	9B-7237	2	BOLT (3/8-16X1.25IN)	
	23	1	3B-4617	2	SCREW	
	24	1	2K-4973	2	LOCKNUT (3/8-16 THD)	
	25	1	2K-8467	2	PIN SPRING	
	26	1	1L-4418	2	SPRING-SHJTOP1	
	27	1	5P-1076	2	WASHER-HARD (4MM THK)	
	28	1	8T-9496	2	LOCKNUT (9/16-16 THD)	
	29	1	2Q-5098	1	PLATE	
---	30	1	1P-2841	2	SPACER	
	31	1	9Z-9211	2	PLATE	
	32	1	5M-2894	2	WASHER (2.5MM THK)	

V SEPARATE ILLUSTRATION

FRAME AND BODY

1Q-4191 BAR AS-STRIKER (contd.)

101009875



GRAPHIC #1

901267744

FRAME AND BODY

9Z-8222 BAR AS-STRIKER-CUSTOM

PIN 2YN1-UP; 3ZN1-UP; 4MN1-UP; 5LN1-UP
PART OF 10-4240, 12-0686 STRIKER GP-REAR

SMCS-7180

i01014458

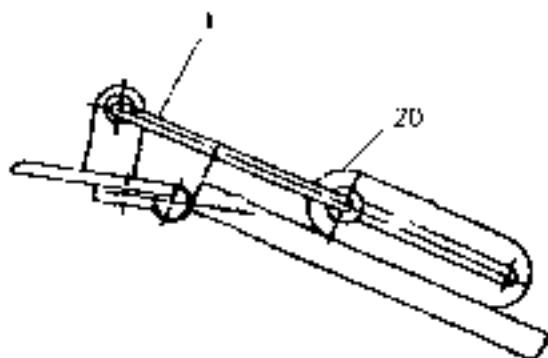
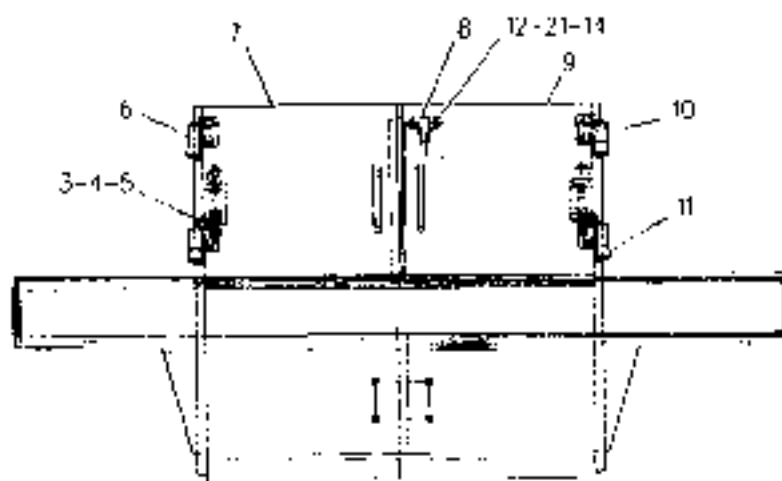
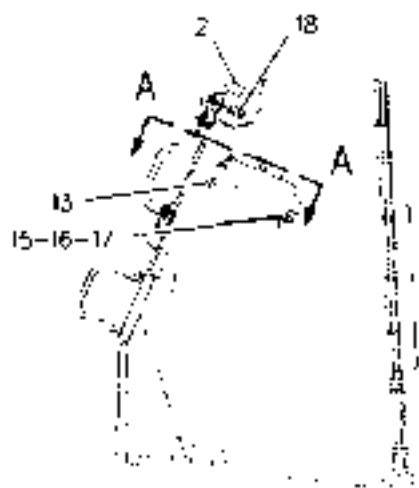
NOTE	REF NO	GRAPHIC REF	PART NUMBER	QTY	PART NAME	SEE PAGE
	1	1	9Z-9214	2	ROD AS	
	2	1	8T-1579	1	PAWL	
	3	1	8T-8919	8	BOLT (1/2-13X1.75IN)	
	4	1	8T-4223	8	WASHER-HARD (3/8 THK)	
	5	1	1K-6872	8	LOCKNUT (1/2-13 THD)	
	6	1	1Z-9932	2	HINGE AS	
	7	1	9Z-8236	1	DOOR AS	
Y	8	1	8Y-6400	1	LATCH AS	284
	9	1	9Z-8234	1	DOOR AS	
	10	1	1Z-9933	2	HINGE AS	
	11	1	8F-3556	4	SPACER	
	12	1	5S-7382	2	BOLT (3/8-16X3.92)	
	13	1	3B-4617	2	COILER	
	14	1	2K-4973	2	LOCKNUT (3/8-16 THD)	
	15	1	2K-8467	2	PIN-SPRING	
	16	1	1L-4418	2	SPRING SHOOTER	
	17	1	5P-1076	2	WASHER-HARD (40K THK)	
	18	1	8T-9496	2	LOCKNUT (9/16 18 THD)	
	19	1	1P-2841	2	SPACER	
	20	1	9Z-9211	2	PLATE	
	21	1	8T-4896	2	WASHER-HARD (2.5MM THK)	

Y-SEPARATE ILLUSTRATION

FRAME AND BODY

9Z-B222 BAR AS-STRIKER (contd.)

i01014458



VIEW A-A

GRAPHIC #1

002849K0

FRAME AND BODY

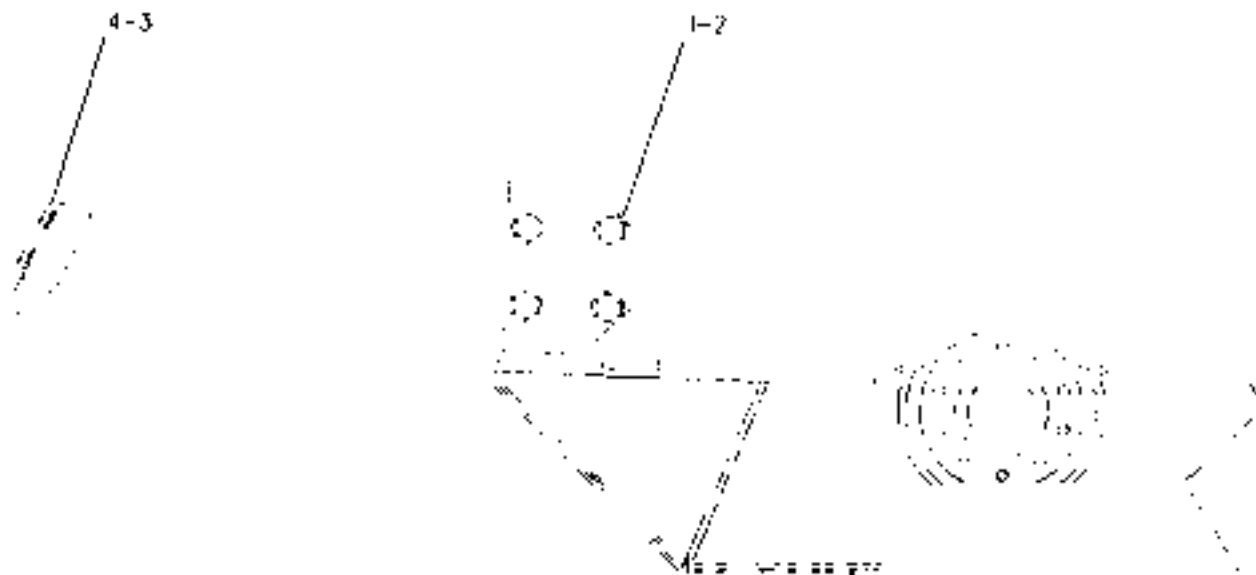
1Z-0992 BAR GP-STRIKER-CUSTOM-REAR

PIN 20N1-UP; 32N1-UP; 40N1-UP; 51N1-UP
TRACK ROLLER FRAME MOUNTED

SMCS-7180

101005875

NOTE	REF NO	GRAPHIC REF	PART NUMBER	QTY	PART NAME	REF PAGE
	1	1	7X-0406	16	BOLT (1.8X2 IN)	
	2	1	BT-5361	16	WASHER (5MM THK)	
	3	1	7X-0349	8	BOLT (3/8 X 1.125 IN)	
	4	1	BT-4122	8	WASHER (3.5MM THK)	



GRAPHIC #1

928521136

FRAME AND BODY

153-9175 CASE & FRAME AS-CUSTOM

PIN SLMT-UP

PART OF 156-4550 CASE & FRAME GP

SMCS-7051

i01005823

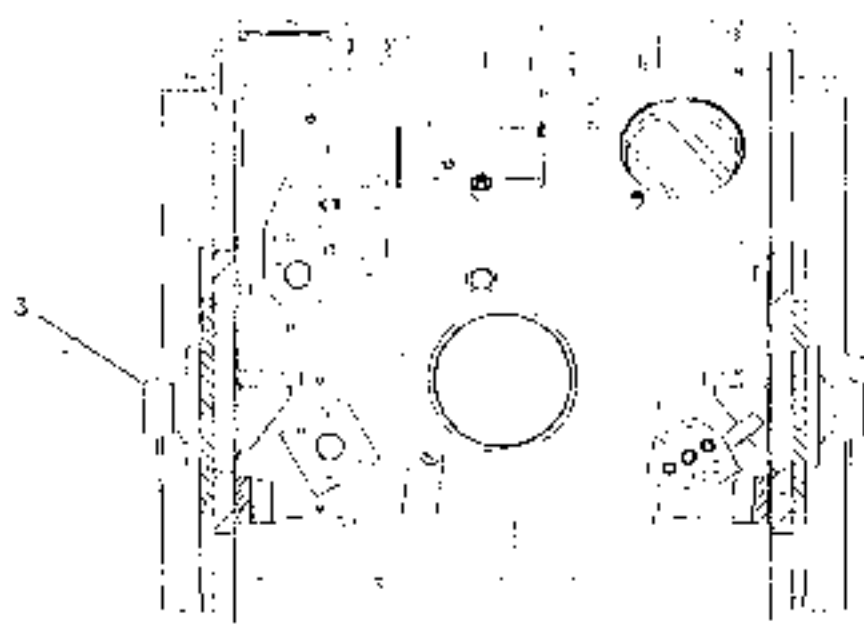
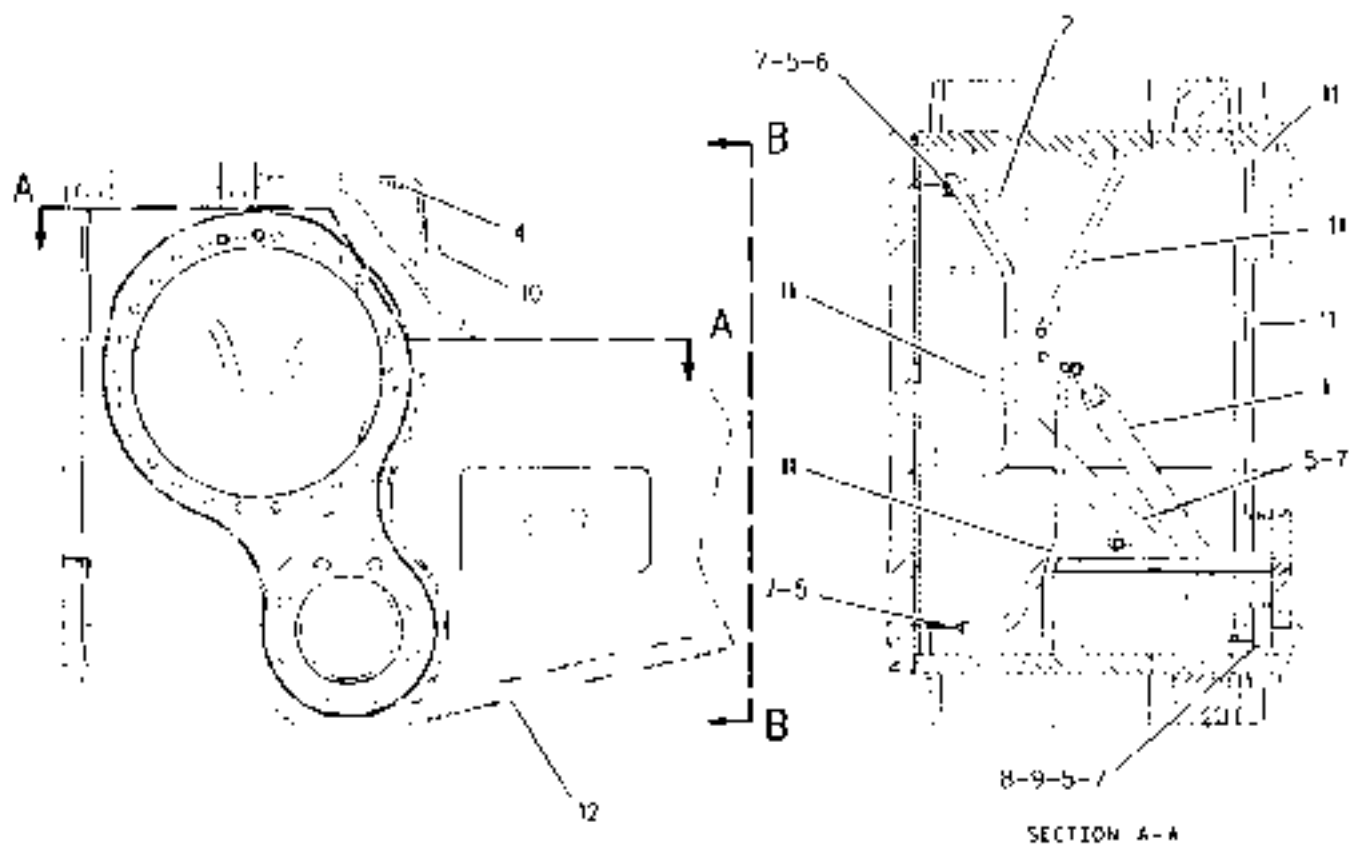
NOTE	REF NO	GRAPHIC REF	PART NUMBER	QTY	PART NAME	SEE PAGE
	1	1	8G-8719	1	TUBL AS	
	2	1	8G-5247	2	SLEEVE (28.1MM OD)	
	3	1	15B-6650	2	MDUNT AS	
	4	1	3J-5169	3	NUT (5/8-11 THD)	
	5	1	4L-6454	5	BOLT (3/8-16X1.0IN)	
	6	1	5K-0961	1	CLIP	
	7	1	5P-1075	5	WASHER HARD (.30IN THK)	
	8	1	5R-0039	1	CLIP (TAB)	
	9	1	5R-0940	1	CLIP (S.H.)	
	10	1	8D-3508	1	WISS (3/8-16 THD)	
	11	1	8G-4386	10	SLEEVE (24.9MM OD)	
Y	12	1	153-9176	1	CASE & FRAME AS	208

Y SEPARATE ILLUSTRATION

FRAME AND BODY

153 9175 CASE & FRAME AS (contd.)

101005823



GRAPHIC #1

100521178

FRAME AND BODY

153-9176 CASE & FRAME AS-CUSTOM

P/R 5LH1-UP

PART OF 153-9175 CASE & FRAME AS

SMCS-7051

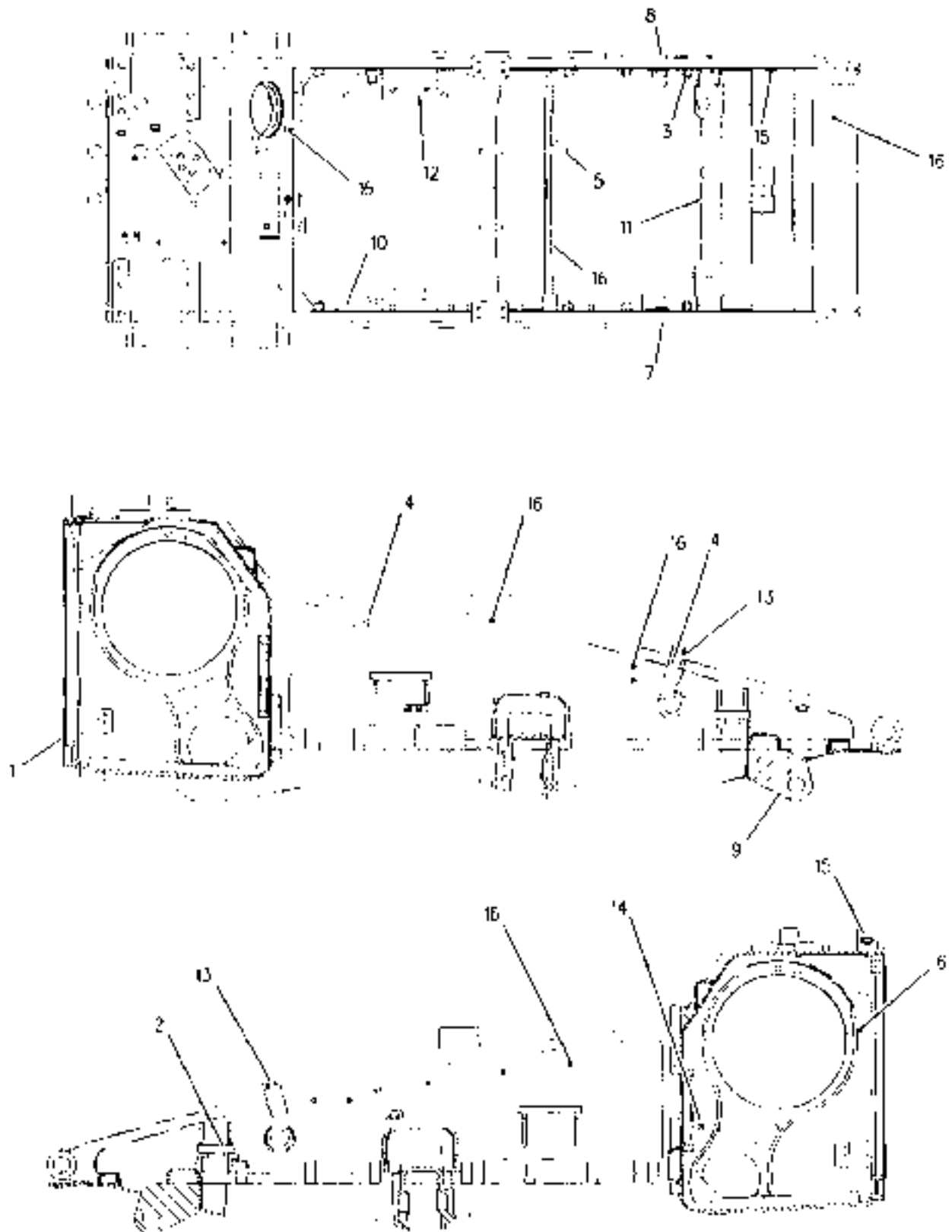
i01005814

NOTE	REF NO	GRAPHIC REF	PART NUMBER	QTY	PART NAME	SEE PAGE
	1	I	154-6656	2	GUSSET	
	2	I	1F-5339	1	BUG (3/0-16 THD)	
	3	I	3T-1002	14	PLATE	
	4	I	3T-3812	2	BLOCK	
	5	I	3W-0677	4	PLATE	
	6	I	BJ-1196	2	BUS (3/8 IN DIA)	
	7	I	153-9177	1	FRAME AS RH	
	8	I	153-9178	1	FRAME AS LH	
	9	I	155-3907	1	GUARD AS	
	10	I	156-4541	2	PLATE	
	11	I	164-4301	2	PLATE	
	12	I	1F-0748	4	NUT W/LD (1/2-13 THD)	
	13	I	1F-0750	6	NUT-W/LD (3/0-16 THD)	
	14	I	3R-0451	1	BOSB (3/8-16 T-D)	
	15	I	7T-1099	5	LINK	
	16	I	8D-3508	17	BOSB (3/8-16 T-D)	

FRAME AND BODY

153-9176 CASE & FRAME AS (contd.)

101005814



GRAPHIC #1

4005211-19

FRAME AND BODY

156-4550 CASE & FRAME GP-CUSTOM

PIN SLN1-UP

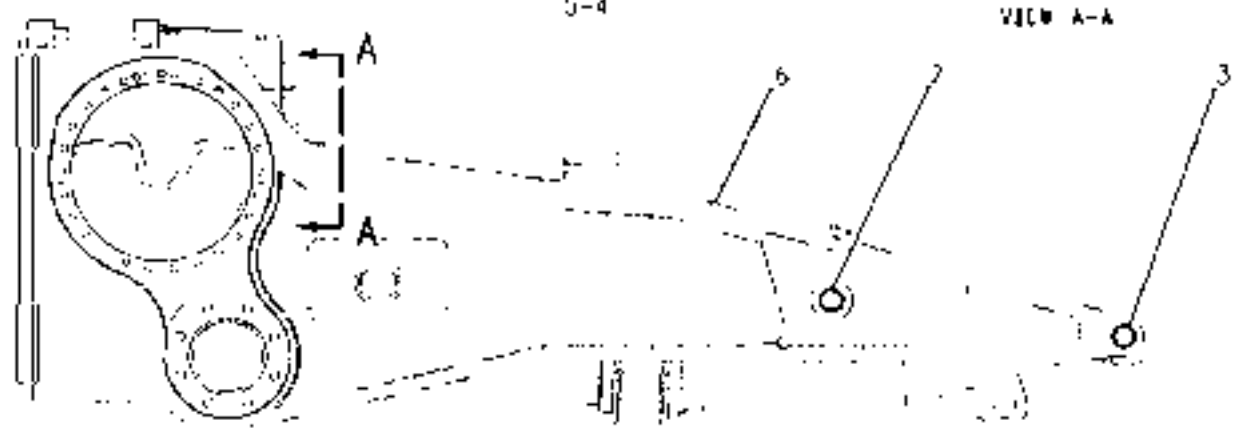
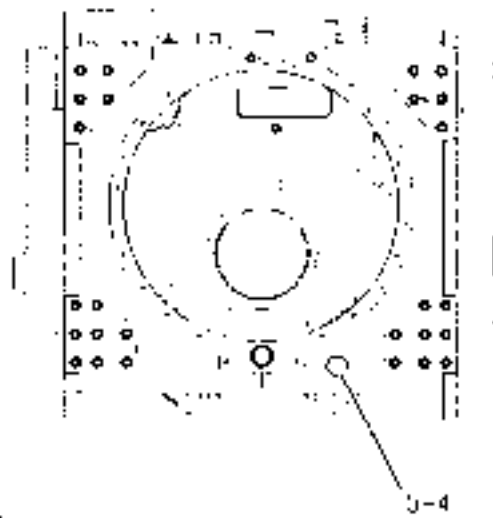
PART OF 156-4542 BULLDOZER AR-PWR ANGLE & TILT

SMCS-7051

101005843

NOTE	REF NO	GRAPHIC REF	PART NUMBER	QTY	PART NAME	SEE PAGE
	1	1	1J-886B	2	STUD-TAPE BLOCK	
	2	1	3T-0996	2	BEARING-SLEEVE	
	3	1	3T-0997	2	CLARING SLIT W/L	
	4	1	6F-0711	1	STAL-G-RING	
	5	1	106-8187	1	PLUG	
Y	6	1	153-9175	1	CAST & FRAME AS	206

Y SEPARATE ILLUSTRATION



GRAPHIC #1

00320850

FRAME AND BODY

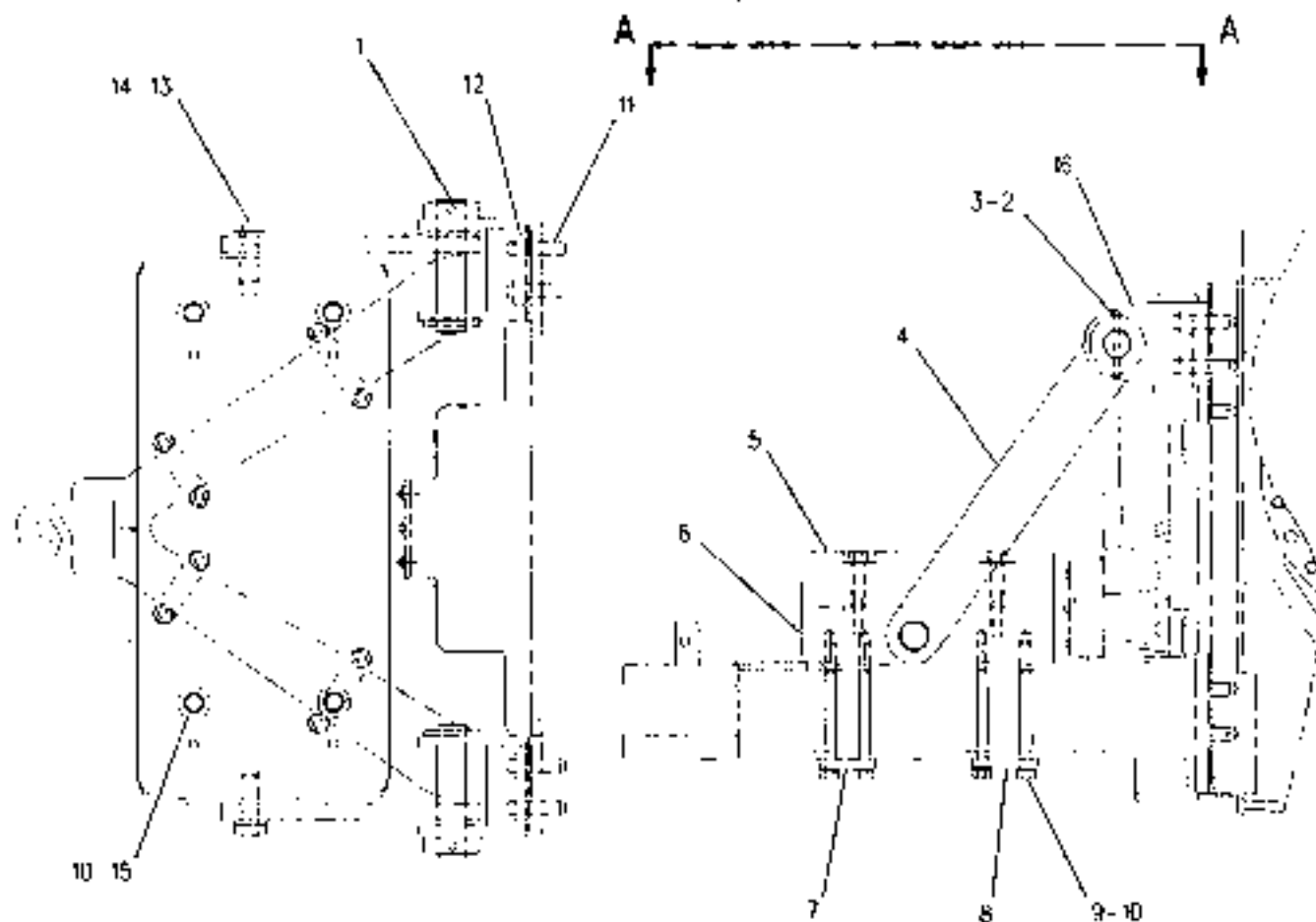
1Q-4324 COUNTERWEIGHT GP-CUSTOM

PIN 2YN1-UP; 3ZN1-UP; 4MN1-UP; 5LN1-UP; 6JN1-UP; 7KN1-UP; 8LN1-UP; 9PN1-UP

SMCS-7056

101009882

NOTE	REF NO	GRAPHIC REF	PART NUMBER	QTY	PART NAME	SEE PAGE
	1	1	1U-0612	2	PIN	
	2	1	7X-0292	2	BOLT (3/8-16X4.50IN)	
	3	1	2K-4973	2	LOCKNUT (3/8-16 THD)	
	4	1	117-5693	2	PLATE	
	5	1	117-5695	1	PLATE	
	6	1	117-5694	1	PLATE	
	7	1	117-5692	2	PLATE	
	8	1	117-5691	2	PLATE	
	9	1	1D-4624	5	BOLT (3/4-10X9IN)	
	10	1	8T-4994	12	WASHER (6MM THK)	
	11	1	5D-3118	6	STUD TAPER LOCK	
	12	1	6V-8100	8	NUT (3/8 THD)	
	13	1	7X-0427	2	BOLT (1 1/4 7X3.50IN)	
	14	1	7X-0533	2	WASHER-HARD (6MM THK)	
	15	1	8T-9311	4	BOLT (3/4-10X4.50IN)	
	16	1	1U-0301	2	BRACKET AS (EACH INCLUDES) BOSS	



GRAPHIC #

000285043

FRAME AND BODY

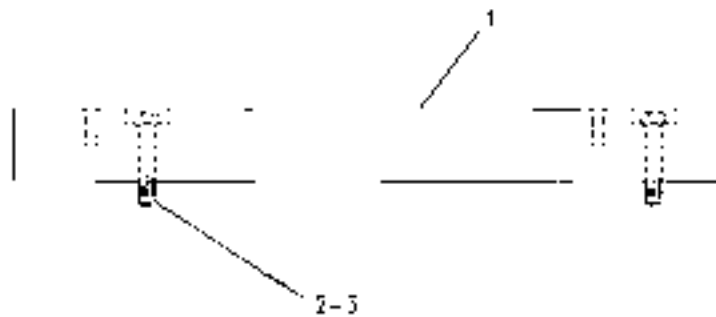
117-9058 COUNTERWEIGHT GP-CUSTOM

PIN 2YN1-UP; 3ZN1-UP; 4MN1-UP; 5LN1-UP; 6JN1-UP; 7KN1-UP; 8LN1-UP; 9PN1-UP

SMCS-7056

i00605185

NOTE	REF NO	GRAPHIC REF	PART NUMBER	QTY	PART NAME	SEC PAGE
	1	1	117-5699	1	PLATE	
	2	1	BT-9311	4	BOLT (3/4-10X4.50IN)	
	3	1	BT-4994	4	WASHER (50M THK)	



GRAPHIC #1

001267469

FRAME AND BODY

137-0215 FRAME GP-TELESCOPING RECOIL-RH

PIN 4MN1-UP; SLN1-UP

PART OF 156-4542 BULLDOZER AR-PWR ANGLE & TILT, 151-6170 GAUGE AR-TRACK

SMCS-4157

100899570

NOTE	REF NO	GRAPHIC REF	PART NUMBER	QTY	PART NAME	SEC PAGE
	1		BT-2077	1	BEARING	
	2		3W-1052	1	RING RETAINER	
	3		9X-4582	1	SEAL AS	
			BT-5071	1	GUARD SEAL	
	4	1	BT-4223	26	WASHER HARD (3MM THK)	
Y	5	1	BT-4135	4	BOLT (M10X1.50X25MM)	
	6	1	108-0156	1	FRAME AS	
		1	4B-4156	4	SCREW DRIVE	
		1	6V-2226	1	PLATE WARNING	
	7	1	3T-1162	1	BEARING SLEEVE	
	8	1	7T-5086	2	WASHER	
	9	1	137-0210	1	FRAME AS RH	
	10	1	7T-5086	2	WASHER	
	11	1	7J-1333	1	BEARING (137.04MM OD)	
	12	1	8U-8482	2	BEARING SLEEVE	
	13	1	7P-8370	1	BEARING (190.7MM OD)	
	14	1	6I-8737	1	GUARD AS (INNER)	
	15	1	6I-8736	1	GUARD AS (OUTER)	
	16	1	9G-1962	2	HOOK	
	17	1	129-5037	1	GUARD AS LH	
		1	8E-9776	1	GUARD LH	
		1	8E-9808	1	PLATE LH	
	18	1	129-5036	1	GUARD AS RH	
		1	8E-9775	1	GUARD RH	
		1	8E-9807	1	PLATE RH	
Y	19	1	8U-8492	1	TRACK ADJUSTER & RECOIL GP	306
	20	1	5H-6734	1	SHAL-L-RING (113.8MM ID)	
Y	21	1	BT-4138	4	BOLT (M12X1.75X30MM)	
	22	1	108-0188	1	STRIP LH	
	23	1	108-0187	1	STRIP RH	
	24	1	108-0186	2	STRIP	
	25	1	8E-1212	1	COVER AS	
		1	5P-9891	1	PLATE WARNING	
		1	7B-3026	4	SCREW DRIVE (M4X3/16IN)	
Y	26	1	BT-4184	12	BOLT (M12X1.75X45MM)	
	27	1	144-5574	2	GUIDE AS	
					(EACH INCLUDES)	
			BT-7532	1	PLATE WARNING	
	28	1	18-5174	2	FLUID-PIST (3/4-14 NPT)	
	29	1	BT-4121	4	WASHER (2.5MM THK)	

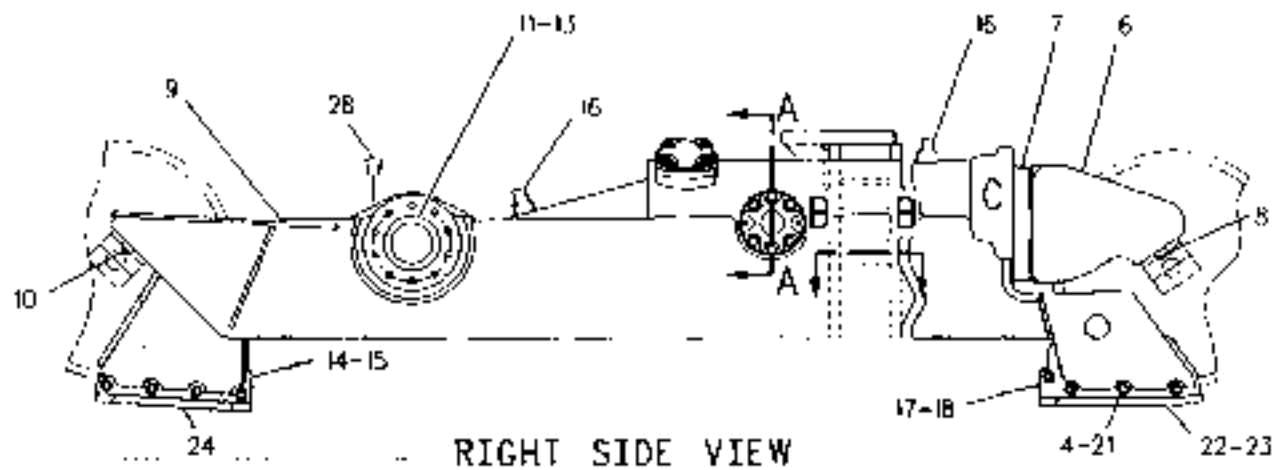
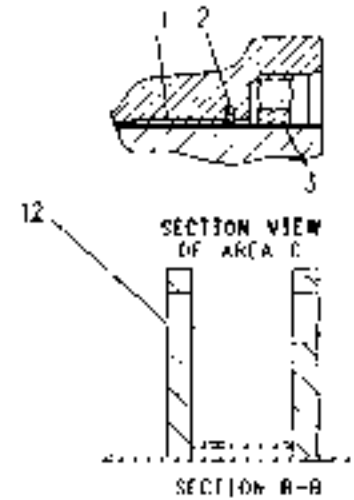
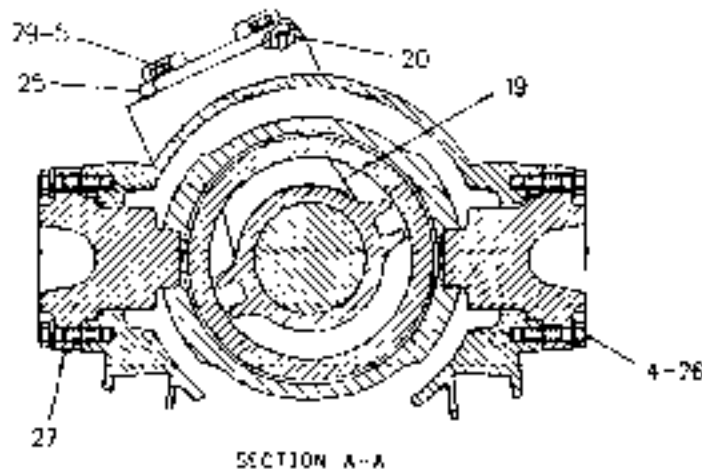
H-METRIC PART

Y-SEPARATE ILLUSTRATION

FRAME AND BODY

137-0215 FRAME GP-TELESCOPING RECOIL (contd.)

i00899570



GRAPHIC #1

990264076

FRAME AND BODY

137-0219 FRAME GP-TELESCOPING RECOIL-LH

PIN 4MN1-UP; 5LN1-UP

PART OF 156-4542 BULLDOZER AR-PWR ANGLE & TILT, 151-6170 GAUGE AR-TRACK

SMCS-4151

100848517

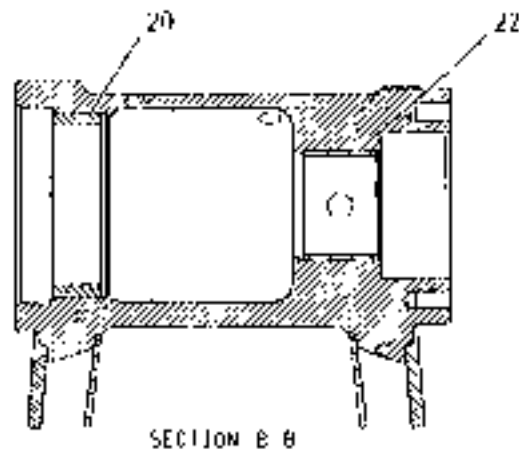
NOTE	REF NO	GRAPHIC REF	PART NUMBER	QTY	PART NAME	SEC PAGE
	1		QT-2077	1	BEARING	
	2		3W-1852	1	RING RETAINER	
	3		OX-4582	1	SEAL AS	
M	4		BT-4139	14	BOLT (M12X1 75X40MM)	
	5		BT-4223	26	WASHER HARD 13MM THK	
M	6		BT-4136	4	BOLT (M10X1 50X25MM)	
	7		100-0156	1	FRAME AS	
	8		4B-1158	4	SCREW DRIVE	
	9		6Y-2226	1	PLATE-WARNING	
	10		3T-1182	1	BEARING SLEEVE	
	11		7T-5886	2	DOWEL	
	12		8E-1212	1	COVER AS	
	13		5P-9891	1	PLATE WARNING	
	14		7B-3028	4	SCREW DRIVE (4X3/16IN)	
M	15		BT-4184	12	BOLT (M12X1 75X40MM)	
	16		144-5574	2	GUIDE AS (EACH INCLUDES)	
	17		BT-7532	1	FILM WARNING	
	18		1B-5174	2	PLUG PIPE (3/4 14 NETF)	
	19		BT-4121	4	WASHER (2 50M THK)	
Y	20		8U-8492	1	BACK RINGS FR & RECOIL UP	306
	21		5H-6734	1	SEAL O-RING (113 89MM ID)	
	22		100-0187	1	STRIP RH	
	23		100-0188	1	STRIP LH	
	24		137-0220	1	FRAME AS-LH	
	25		5U-8482	2	BEARING-SLEEVE	
	26		7P-8370	1	BEARING (190.7MM OD)	
	27		7T-5886	2	DOWEL	
	28		7J-1333	1	BEARING (137.04MM OD)	
	29		6I-8737	1	GLAND AS	
	30		6T-8736	1	GLAND AS	
	31		129-5037	1	GLAND AS-LH	
	32		8E-8909	1	PLATE LH	
	33		129-5036	7	GUARD AS-RH	
	34		8E-8907	1	PLATE-RH	
	35		9G-1962	2	HOOK	
	36		100-0184	2	STRIP	

M-METRIC PART
Y-SEPARATE ILLUSTRATION

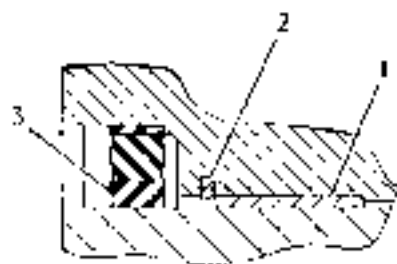
FRAME AND BODY

137-0219 FRAME GP-TELESCOPING RECOIL (contd.)

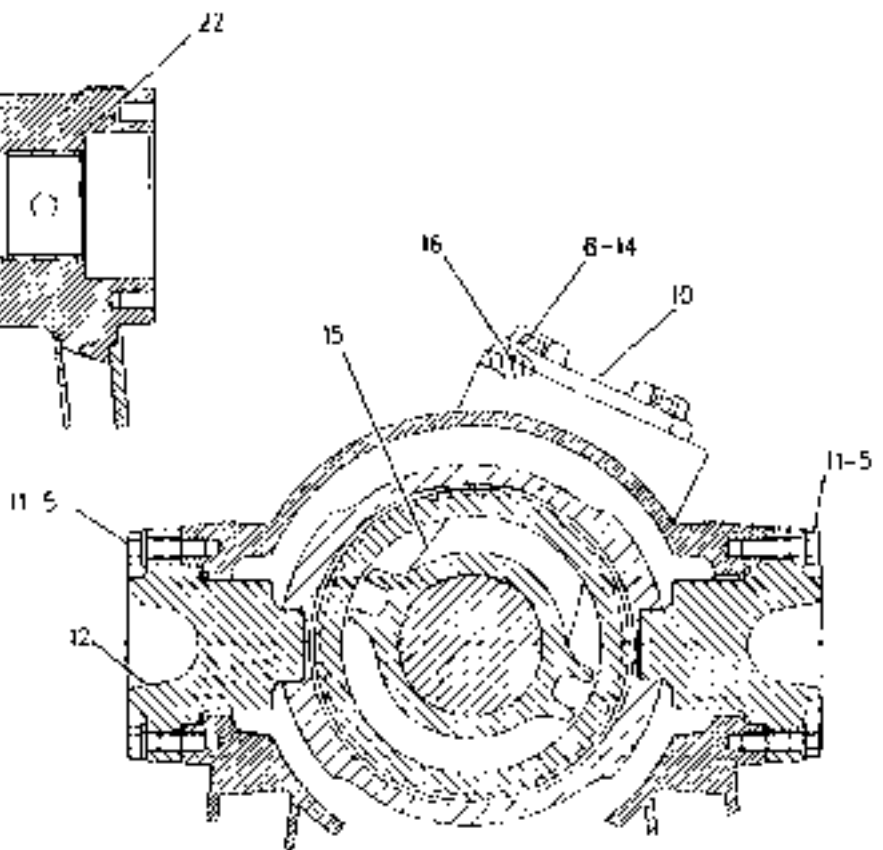
100848517



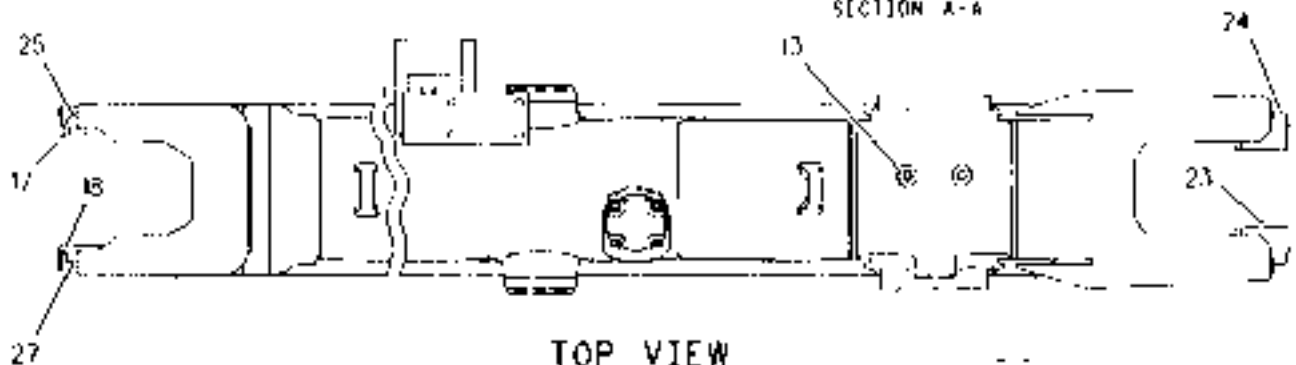
SECTION B-B



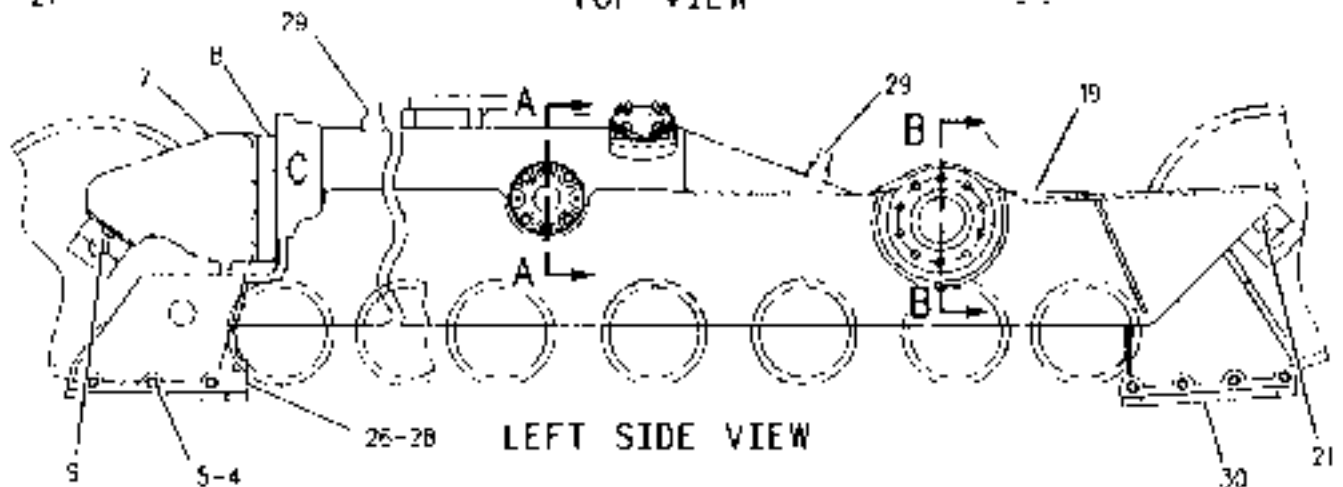
SECTION VIEW OF AREA C



SECTION A-A



TOP VIEW



LEFT SIDE VIEW

GRAPHIC #1

g00368513

FRAME AND BODY

151-6170 GAUGE AR-TRACK-CUSTOM

PIN 4MM1-UP

INTERMEDIATE GAUGE, FINGER TIP CONTROL, EXTENDED LENGTH

SMCS-4151

101004870

NOTE	PART NUMBER	QTY	PART NAME	SEE PAGE
0	108-1078	1	ENGINE AR	10
Y	122-6158	2	FINAL DRIVE GP	216
Y	137-0215	1	FRAME GP TELESCOPING RECOIL	254
Y	137-0210	1	FRAME GP TELESCOPING RECOIL	256
Y	151-6171	1	GAUGE GP	269
Y	116-4652	1	TRANSMISSION AR	244

Y-SEPARATE ILLUSTRATION

FRAME AND BODY

151-6171 GAUGE GP-CUSTOM

PIN 4MMI-UP

INTERMEDIATE

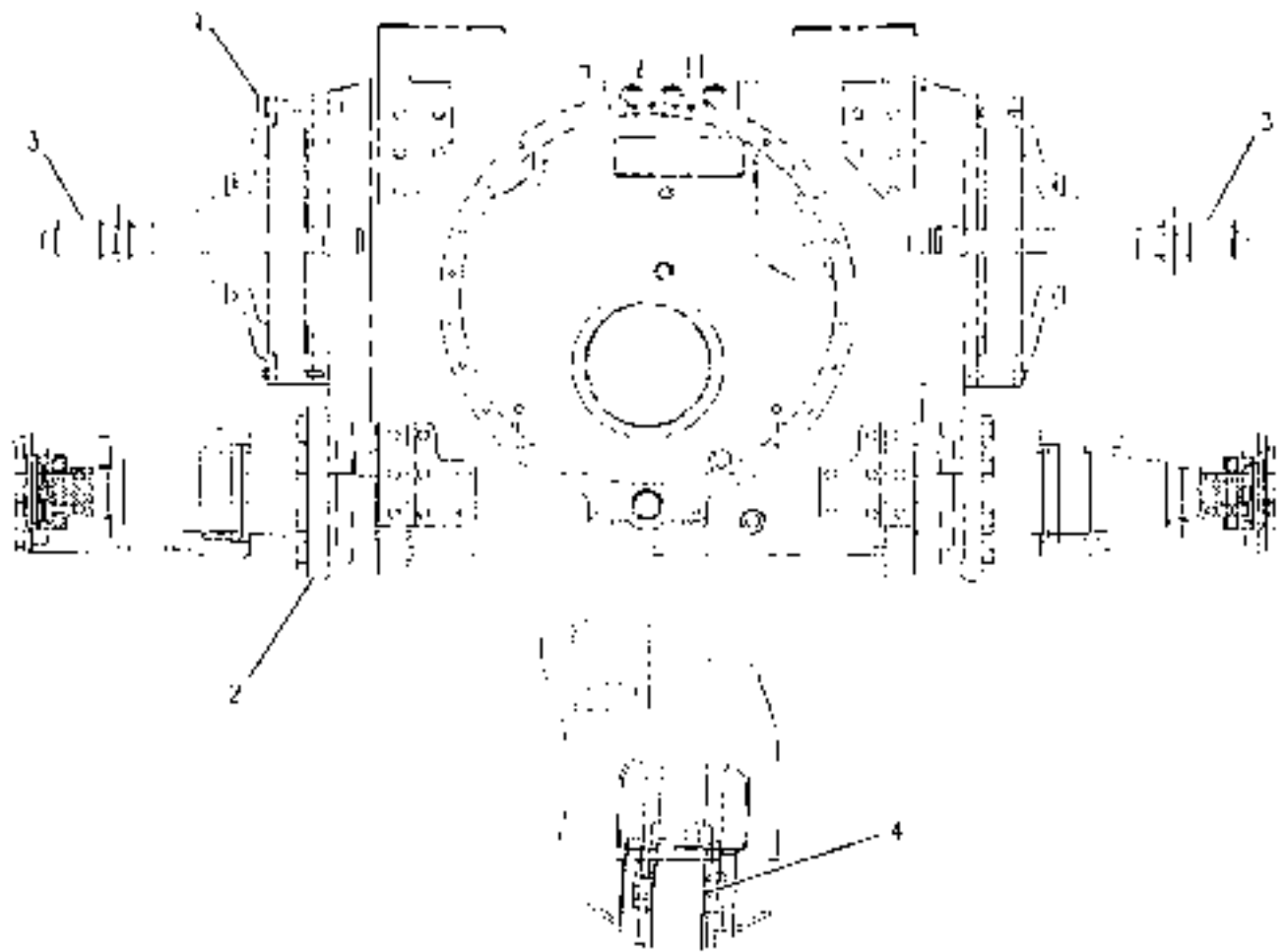
PART OF 151-6170 GAUGE AR-TRACK

SNCS-4150

101005080

NOTE	REF NO	GRAPHIC REF	PART NUMBER	QTY	PART NAME	SEE PAGE
	1	1	95-1322	52	GOLT 1778-9X61M)	
Y	2	1	137-0283	1	PIVOT BAR GP	296
	3	1	133-4798	2	GEAR-SUN	
	4	1	106-3605	1	BAR AS	
		1	86-8311	2	BEARING-SLEEVE	

Y SEPARATE ILLUSTRATION



GRAPHIC #1

900510072

FRAME AND BODY

134-2921 GUARD AR-FINAL DRIVE

PIN 2YN1-UP; 3ZN1-UP; 4MN1-UP; 5LN1-UP

FINAL DRIVE & IDLER SEAL

PART OF 129-2161, 129-2163 DISPOSAL AR

SMCS-7172

100848648

NOTE	PART NUMBER	QTY	PART NAME	SEE PAGE
Y	130-1850	2	FINAL DRIVE GP	219
Y	134-3952	4	IDLER GP TRACK	289

Y-SEPARATE ILLUSTRATION

FRAME AND BODY

134-2922 GUARD AR-FINAL DRIVE

PIN BLN1-UP; 9PN1-UP
FINAL DRIVE & IDLER SEAL
PART OF 128-7274 DISPOSAL AR

SMCS-7172

100850724

NOTE	PART NUMBER	QTY	PART NAME	SEE PAGE
Y	10-2274	2	FINAL DRIVE GP	207
			OR	
Y	138-1850	2	FINAL DRIVE GP	222
Y	134-2920	4	IDLER GP TRACK	282

Y SEPARATE ILLUSTRATION

FRAME AND BODY

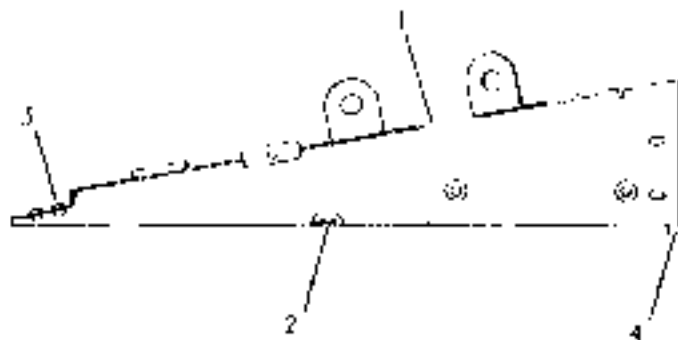
129-2160 GUARD AS-LH

PIN 2YN1-UP; 3ZN1-UP; 4MN1-UP; 5LN1-UP; 6JN1-UP; 7KN1-UP; 8LN1-UP; 9PN1-UP
PART OF 128-4092 DISPOSAL AR

SMCS-7151

i00689131

NOTE	REF NO	GRAPHIC REF	PART NUMBER	QTY	PART NAME	SEE PAGE
	1	1	110-8201	1	GUARD AS-LH	
	2	1	1F-0750	2	NUT-WELD (3/8 16 Thd)	
	3	1	7G-4928	2	SPACER	
	4	1	8R 8106	1	STRIP	



GRAPHIC #1

QU0268917

FRAME AND BODY

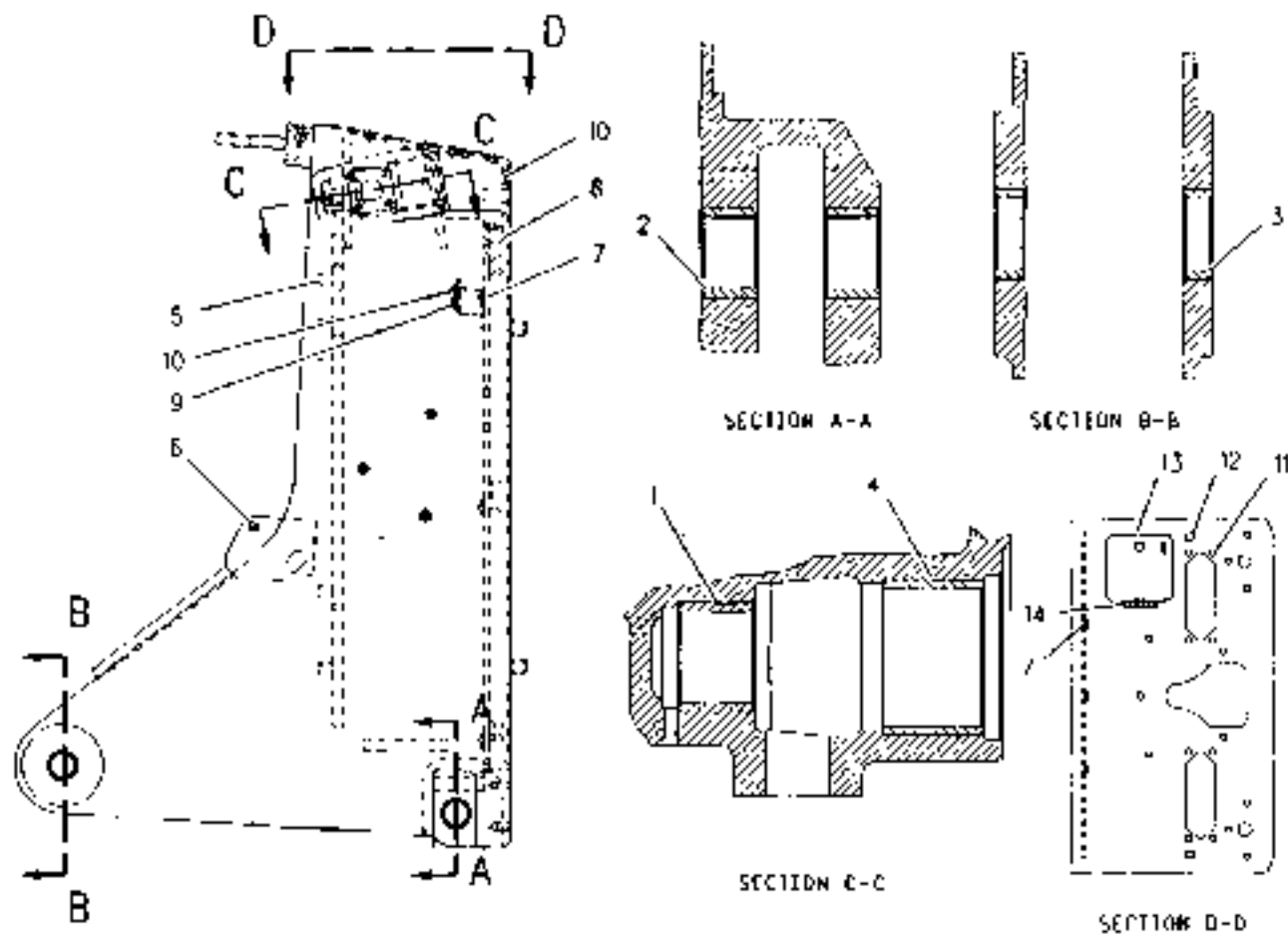
128-7276 GUARD AS-RADIATOR

PIN 2YN1-UP; 3ZN1-UP; 4MN1-UP; 5LN1-UP; 6JN1-UP; 7KN1-UP; 8LN1-UP; 9PN1-UP
PART OF 128-4092 DISPOSAL AR

SMCS-7155

i00689115

NOTE	REF NO	GRAPHIC REF	PART NUMBER	QTY	PART NAME	SEE PAGE
	1	1	BE-9522	2	BEARING SLEEVE	
	2	1	3T-4308	4	BEARING SLEEVE	
	3	1	3T-4307	2	BEARING SLEEVE	
	4	1	3G-6372	2	BEARING SLEEVE	
	5	1	1W-4584	10	BOSS	
	6	1	BF-9836	2	LINK (3/8 16 THD)	
	7	1	7T-1099	6	LINK	
	8	1	105-1398	1	BAR AS	
	9	1	1F-0750	5	NUT W/LD (3/8 16 THD)	
	10	1	7T-1099	9	LINK	
	11	1	8T-5912	12	NUT W/LD (3/8 16 THD)	
	12	1	3J-5169	2	NUT (5/8 11 THD)	
	13	1	BE-0667	1	DOOR	
	14	1	98-2052	1	HINGE	



GRAPHIC #1

j0092170

FRAME AND BODY

128-7277 GUARD AS

PIN 2YH1-UP; 3ZN1-UP; 4MN1-UP; 5LN1-UP; 6JN1-UP; 7KN1-UP; 8LN1-UP; 9PN1-UP
 RADIATOR MODIFICATION
 PART OF 128-4092 DISPOSAL AR

SMCS-7155

100689127

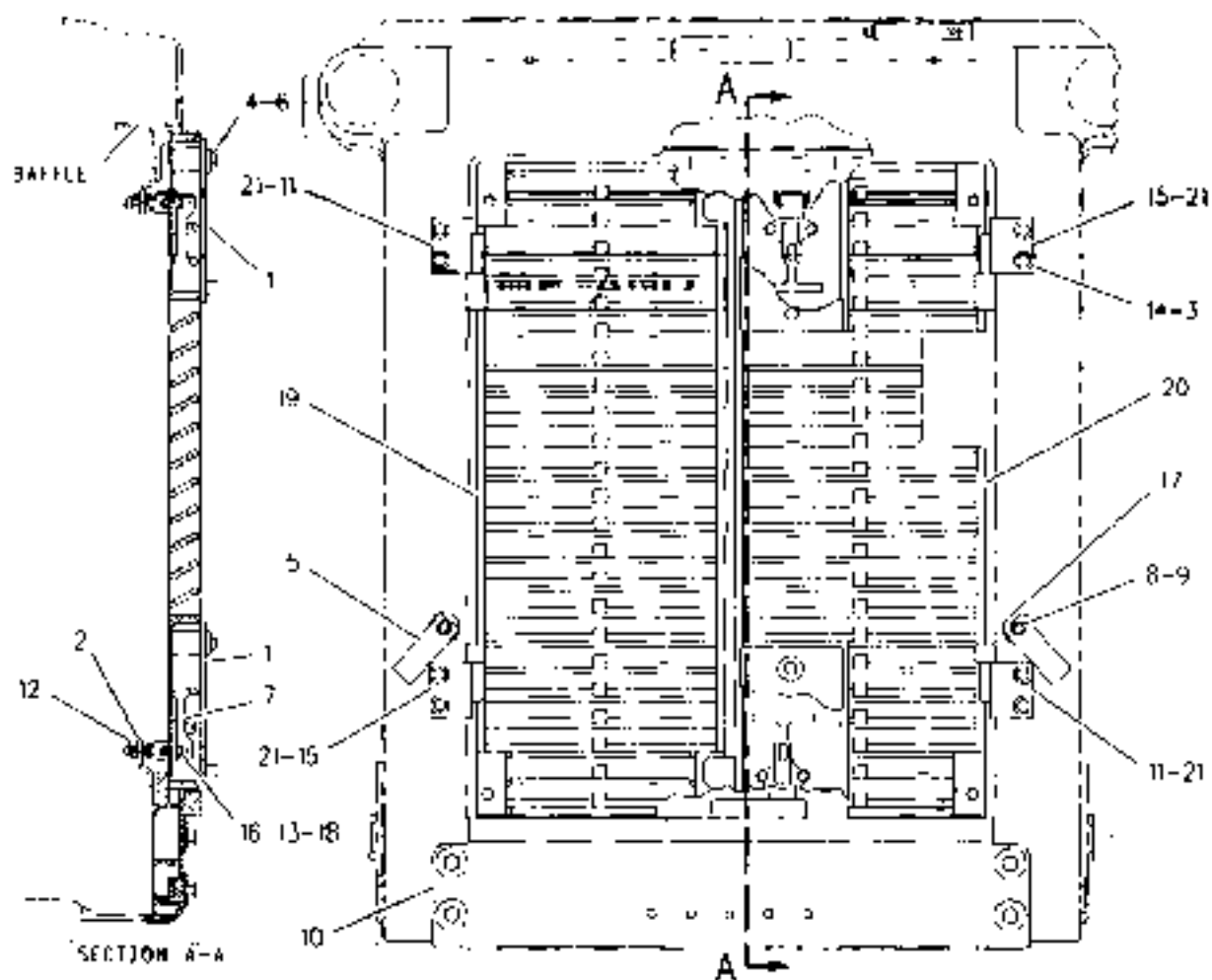
NOTE	REF NO	GRAPHIC REF	PART NUMBER	QTY	PART NAME	SLE PAGE
	1		105-1473	2	PLATE AS	
	2		BT-1578	2	PAWL	
	3		5P-1076	8	WASHER HARD (4MM THK)	
	4		BT-9383	2	ROLL (1/2-13X) 75(IN)	
	5		10-2990	2	BAR	
	6		7X-0618	2	WASHER HARD (5.0MM THK)	
Y	7		BY-6400	2	LATCH AS	284
	8		5S-7379	2	BOLT (3/8-10X.675(IN)	
	9		5P-1075	2	WASHER HARD (3MM THK)	
	10		10-1548	1	GUARD AS	
			15-0250	4	NUT-WELL (1/8-16 TID)	
	11		10-2986	2	HINGE AS	
	12		BT-9496	4	LOCKNUT (1/16-18 TID)	
	13		2K-4973	4	LOCKNUT (3/8-16 TID)	
	14		9C-4436	8	ROLL (1/2-13X) 3/5(IN)	
	15		10-2987	2	HINGE AS	
	16		BT-2502	4	ROLL (3/8-16X) 13(IN)	
	17		4V-1718	2	SPACER	
	18		BT-4896	4	WASHER HARD (2.5MM THK)	
	19		105-1393	1	GRILL AS RH	
			068-5893	1	SPACER	
	20		105-1394	1	GRILL AS LH	
			068-5893	1	SPACER	
H	21		10-3677	8	SHIM	

U-USE AS REQUIRED
 Y-SEPARATE ILLUSTRATION

FRAME AND BODY

128 7277 GUARD AS (contd.)

i006B9127



GRAPHIC #1

000292174

FRAME AND BODY

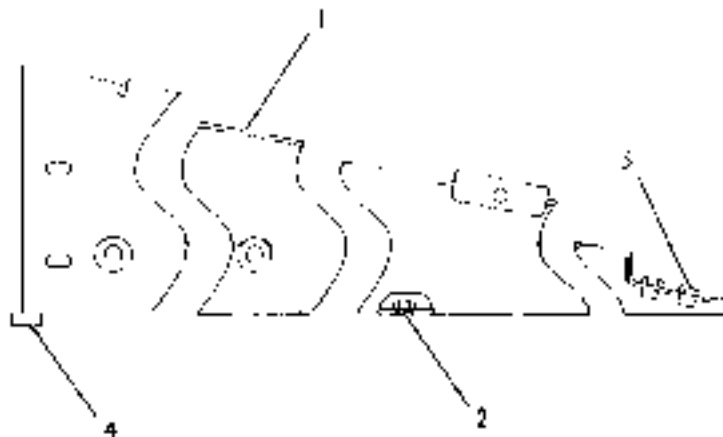
129-2159 GUARD AS-RH

PIN 2YN1-UP; 3ZN1-UP; 4MN1-UP; 5LN1-UP; 6JN1-UP; 7KN1-UP; 8LM1-UP; 9PN1-UP
PART OF 128-4092 DISPOSAL AR

SMCS-7151

100689129

NOTE	REF NO	GRAPHIC REF	PART NUMBER	QTY	PART NAME	SEE PAGE
	1	1	110-8197	1	GUARD AS-RH	
	2	1	1F-0750	2	NET WELD (2/8-16 UNF)	
	3	1	7G-4928	2	SPACER	
	4	1	8R-8108	1	STRIP	



GRAPHIC #1

QU1203321

FRAME AND BODY

158-6663 GUARD GP-BOTTOM-CUSTOM

PIN SLN1-UP

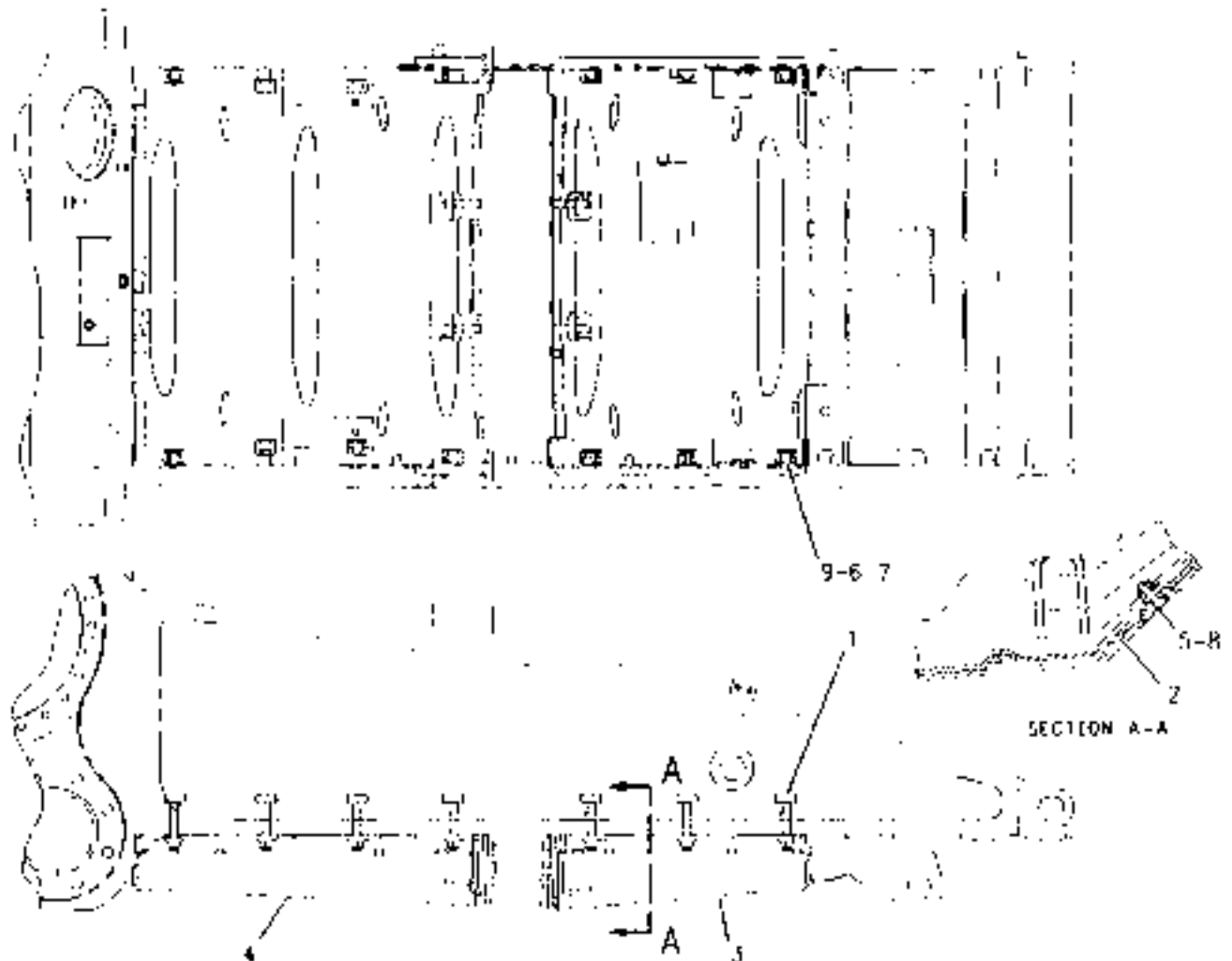
HEAVY DUTY

PART OF 156-4542 BULLDOZER AR-PWR ANGLE & TILT

SMCS-7153

101020064

NOTE	REF NO	GRAPHIC REF	PART NUMBER	QTY	PART NAME	SEE PAGE
	1	1	3T-2747	14	RETAINER	
	2	1	3T-2748	7	COVER	
	3	1	176-3332	7	GUARD AS	
	4	1	155-3908	1	GUARD AS	
	5	1	5S-7382	1	BOLT (3/8 15X34.92)	
	6	1	6V-8182	14	NUT (3/4 10 TUD)	
	7	1	7X-0582	14	WASHER HARD (6MM THK)	
	8	1	8T-4896	1	WASHER HARD (2 0MM THK)	
	9	1	8T-8925	14	BOLT (3/4 10X4.75IN)	



GRAPHIC #1

g00523375