

Directions for use of Parts Catalogue

1. Applicable model of machines

All component and option parts used for TH4295, TH4335, TH4365 tractors are listed in this parts catalogue.

1) MODEL TYPE

- F..... FOR WHEEL DRIVE
- S..... SCYNCRO. SHUTTLE
- K..... INDEPENDENT PTO.
- M..... MID PTO.
- W..... DOUBLE SPOOL VALVE
- V..... SINGLE SPOOL VALVE
- R..... ROPS
- A..... CENTER ROPS & DRAFT CONTROL
- J..... JOY STICK VALVE

2) AREA CODE

- E4..... EUROPE
- E4D..... GERMANY
- E6..... OCEANIA

2. Explanation for head paragraph

KEY	PART CODE	DESCRIPTION	S P C	TYPE OF MODEL						I T C	C O L	D H P	REMARKS
				SSM48M	SSM48F	SSM48G	SIM48M	SIM48F	SIM48G				
1	8489-211-001-20	CASE/UPPER	*	✓									
1A	8487-201-001-00	CASE/UPPER	*	✓									
2	8489-211-002-10	CASE/LOWER	*	✓									
3	VS23-100-001-00	PIN	*	✓									
4	V211-260-002-02	BOLT, SEKS	*	✓									

- ① KEY shows the location of parts diagramed in the illustration.
- ② Parts numbers begin with `V` and `W` are standard parts of the market.
- ③ `LH` and `RH` on the parts name are described against the moving direction of the machine or are described on the condition how to install parts on the machines.
- ④ SPC : The following symbol classifies parts to be used for machines.
 `*` means standard parts.
 `T` shows that the parts can be installed as optional parts.
 `R` shows that the parts can be used as applicable parts to replace originally equipped parts.
- ⑤ Upper column : QTY shows the number of parts to be used for one unit of machine.
 `M` is indicated for parts supplied by a meter long.
 `l` is indicated for parts supplied by liter.
 `AR` is indicated for parts need to be adjusted or regulated.
- Lower column : serial number
 -229 means serial number up to 229.
 230- means serial number 230 and after.
- ⑥ ITC : Interchangeability
 `1`...OLD ← NEW
 New parts can be used in place of the old parts.
 `2`...OLD → NEW
 Old parts can be used in place of the new parts.
 `3`...OLD →← NEW
 Old parts and new parts can not be replaced each other.
- ⑦ COL : Color code
 Color is signified with color code number for colored parts.
 Please see the color list shown in the next page.
- ⑧ GRP : Parts shown in this column can be replaced by SET parts.
 Example : Parts marked ① can be replaced by parts marked ②, and ③ for ④, so the rest follow in the same alphabetical order.

⑨ Remarks

- * Other maker's part code number is shown in this column.
- * When Fig. No. is shown in the Remark column of SET parts or ASSY parts, each of their component parts are listed in said Fig. No.

3. Color :

The following colors are used color parts.

COLOR CODE	COLOR	SPRAY TYPE PARTS CODE	PAINTS 4K DRUM PARTS CODE	PAINTS 16K DRUM PARTS CODE
4 L	NEO BLUE	1300-985-001-10	1300-985-003-00	_____
5 I	SUNSET GRAY	1300-959-001-10	1300-959-003-00	1300-959-004-00
6 G	SUMMER WHITE	1300-958-001-10	1300-958-003-00	1300-958-004-00
7 F	MIRROR BLACK	1300-954-001-10	1300-954-003-00	1300-954-004-00

NOTE : Color code is signified only for the parts assigned by the maker as color parts.

4. Serial Numbers :

For chassies serial number is shown on the LABEL.

Please see

5. Parts Order

- 1) When you order parts, please make sure of correct numbers.
- 2) When substitute parts is available, the part number ordered will be automatically turned to a new part number.
- 3) Please be sure to use "ISEKI GENUINE PARTS" .

Any other similar parts other than ISEKI parts when used may cause a trouble that makes us unable to repair or guarantee the warrant.

*** Structure Table of Model ***

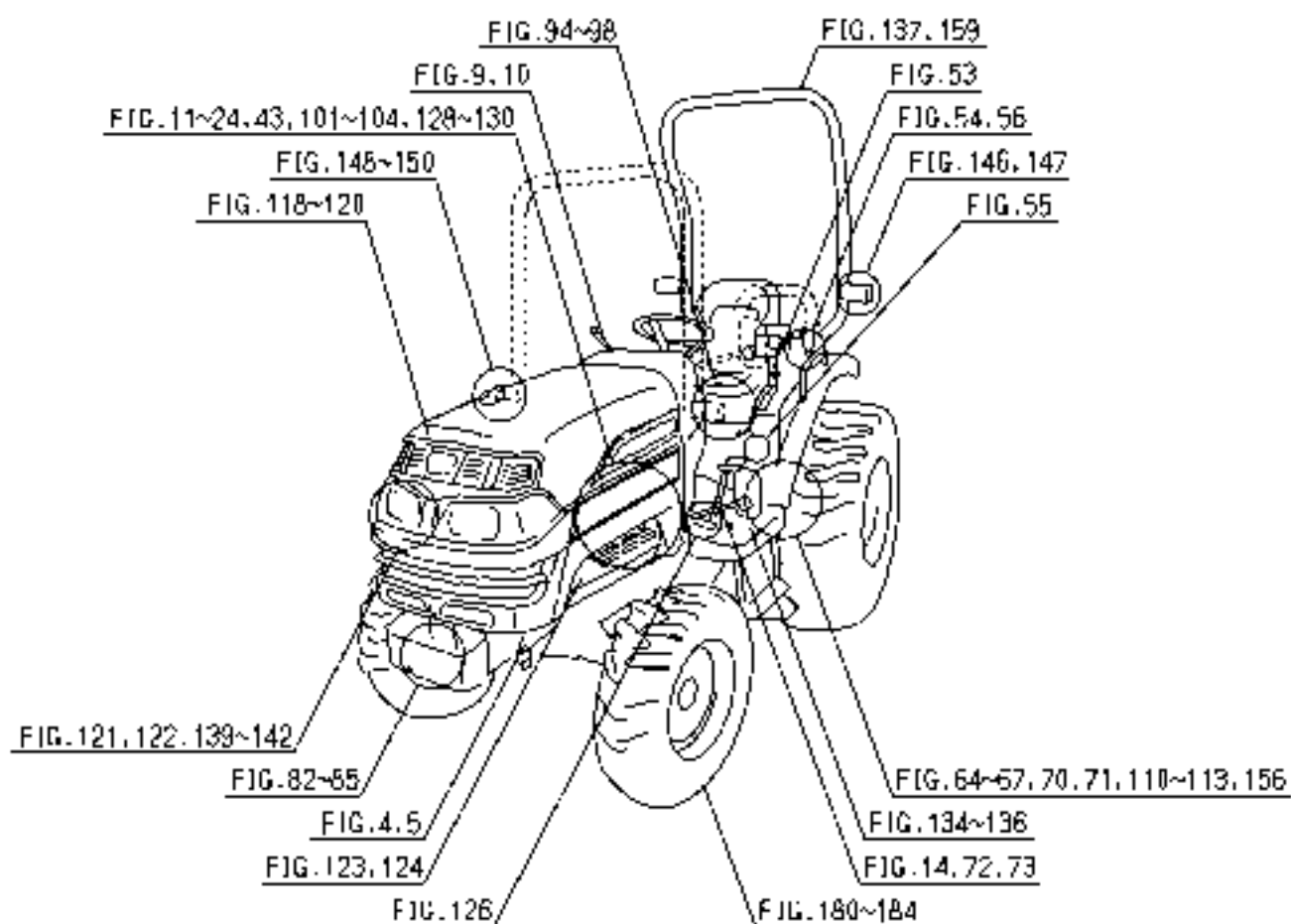
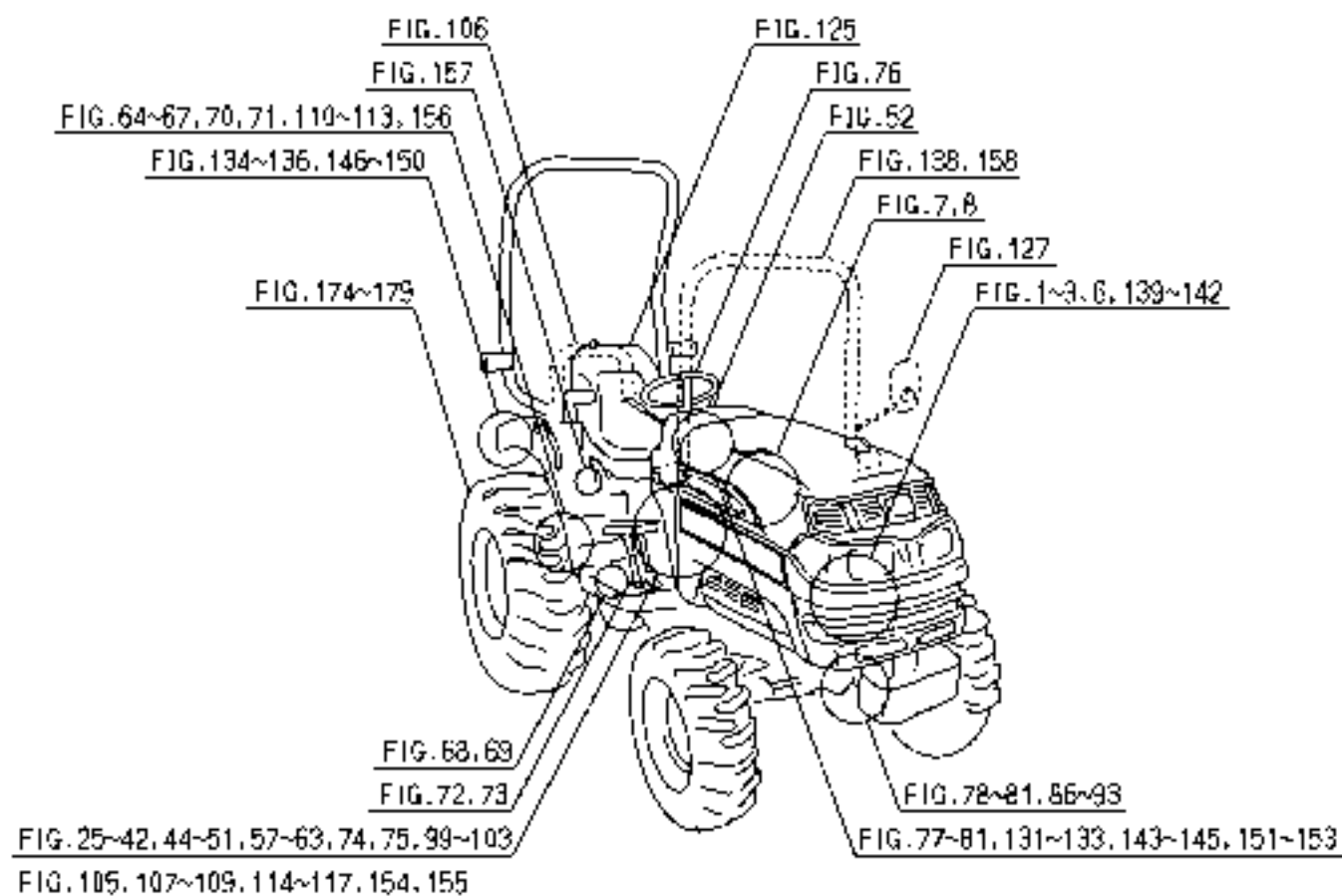
M O D E L	T H	T H		T H						
	FIG.	4 FFFF 2 HHKS 9 MMMK 5 EWWW 4 RREW DEE4 44DE 4	FF4FF SV3HH KR3MM 5EJW 4RRR DEEE 6444 A	FFFFF	FFF4F	FFF				
1	**	**	**	**	**					
2										**
3	**		**	*						**
4	**	**	**	**	**					**
5										**
6	**	**	**	**	**					**
7	**		**	*						**
8		**	**		**					**
9	**		**	*						**
10		**	**		**					**
11			*		*					
12		**			**					
13		*			*					
14		**	**		**					
15			*		*					
16		**	*		**					
17	**		**	*						**
18			*							*
19	*				*					
20		**			**					**
21	**		**	*						**
22		**	*		**					**
23	**		**	*						**
24	**		**	*						**
25	*			*						
26		**	*		**					**
27			*		*					*
28	**		**	*						**
29		**	*		**					**
30	*		*		*					*
31	**		**	*						**
32	*		*		*					*
33	**	**	**	*	**					**
34	**	*	*		**					**
35		*			*					*
36	**		**	*						**
37	**	**	**	*	**					**
38		*			*					*
39	*	**	*		**					**
40	*		*		*					**
41		*			*					*
42	*		*		*					*
43		**			**					**
44	**		**	*	**					**
45		**			**					**

*** Structure Table of Model ***

	T H	T H		T H							
M	4 F F F F	F F 4 F F	F F F F F	F F F 4 F	F F						
O	2 H H K S	S V 3 H H	H K S S S	S S V 3 H	H H						
D	9 M M M K	K R 3 M M	M M K K K	K K R 6 M	M M						
E	5 E W W M	M E 5 E J	W W J M M	M V E 5 E	J W						
L	4 R R E W	4 4 R R	R R E J W	R 4 4 R R							
	D E E 4 R A	D E E E E 4 R	R E A D E E	6 4 4 4 D E E	4 6 4						
	4 4 D E	4	A 4 4 A								
FIG.											
91	* * * * *	* * *	* * * *	* * *	* *						
92	* * * * *	* * *	* * * *	* * *	* *						
93		* * *	* * *	* * *	* *						
94	* * * * *	* * *	* * * * *	* * *	* * *						
95		* * *	* * *	* * *	* *						
96	* * * * *	* * *	* * * * *	* * *	* * *						
97		* * *	* * *	* * *	* *						
98	* * *	* * *	* * *	* * *	* *						
99		* * *	* * *	* * *	* *						
100	* * * * *	* * *	* * * * *	* * *	* * *						
101		* * *	* * * * *	* * *	* * *						
102					* * *						
103	* * *		* * *								
104	* * *		* * *		* * *						
105			* * *		* * *						
106	* * * * *	* * *	* * * * *	* * *	* * *						
107					* * *						
108		* * *			* * *						
109	* * *	* * *	* * *		* * *						
110					* * *						
111		* * *			* * *						
112	* * * * *	* * *	* * * * *	* * *	* * *						
113	* * * * *	* * *	* * * * *	* * *	* * *						
114	* * * * *	* * *	* * * * *	* * *	* * *						
115		* * *			* * *						
116	* * *	* * *	* * * * *	* * *	* * *						
117					* * *						
118		* * *			* * *						
119					* * *						
120	* * *		* * *								
121		* * *			* * *						
122	* * *		* * *		* * *						
123	* * *		* * *		* * *						
124		* * *			* * *						
125					* * *						
126	* * * * *	* * *	* * * * *	* * *	* * *						
127					* * *						
128		* * *			* * *						
129	* * *	* * *	* * *		* * *						
130	* * *				* * *						
131		* * *			* * *						
132		* * *			* * *						
133	* * *		* * *		* * *						
134		* * *			* * *						
135		* * *			* * *						

*** Structure Table of Model ***

M O D E L	T H	T H		T H							
	4 F F F F F 2 H H K S 9 M M M K 5 E W W M 4 R R E W D E E 4 4 D E	F F 4 F F S V 3 H H K R 3 M M M E 5 E J 4 R R R E W 4 R A 4	F F F F F H K S S S M M K K K W W J M M 4 R R R R E J E E E E 4 R 6 4 4 4 D E E A 4 4 A	F F F F F S S V 3 H K K R 6 M M V E 5 E W R 4 4 R R R E A E 4	F F F H H H M M M J W R R D E E 6 4						
FIG.											
181	T T T T	T T	T T	T T T T T	T T T	T T T					
182	T T T T	T T	T T	T T T T T	T T T	T T T					
183		T	T	T T	T T	T					
184	T T T T	T T	T T	T T T T T	T T T	T T T					
185			T			T					
186	T	T T		T	T T T						
187	T			T		T					
188				T T	T T						
189		T			T T						
190			T	T T	T	T					
191	T T T T	T T	T	T T T	T T T	T T					
192				T	T						
193	T T	T		T	T	T					
194	T T T T	T T T		T T T T	T T T						
195	***	***	***	***	***	***					
196	***		***	***	***	***					
197	***	***	***	***	***	***					
198	T T	T T		T T	T T	T T					
199	**		**	**	**	**					
200		T	T	T T	T T	T					
201	***	***	***	***	***	***					
202	**	**	**	**	**	**					
203	**		**	**	**	**					
204	**	**	**	**	**	**					
205	***	**	*	**	*	*					
206	***	**	**	***	***	***					
207		*	*	*	*	*					
208	***	**	**	***	***	***					



Contents

TH4365

ENGINE (E3CG-WB08)

SHORT BLOCK ENGIASSY.....	Fig. 1
CYLINDER HEAD.....	Fig. 2
CYLINDER HEAD COVER.....	Fig. 3
INLET MANIFOLD.....	Fig. 4
EXHAUST MANIFOLD.....	Fig. 5
CYLINDER BLOCK.....	Fig. 6
BEARING/UNDER SIZE (OPTION).....	Fig. 7
OIL PAN.....	Fig. 8
REAR PLATE.....	Fig. 9
TIMING GEAR CASE.....	Fig. 10
HANGER.....	Fig. 11
VALVE.....	Fig. 12
CAM SHAFT.....	Fig. 13
PISTON.....	Fig. 14
PISTON/OVER SIZE (OPTION).....	Fig. 15
CRANK SHAFT.....	Fig. 16
OIL PUMP.....	Fig. 17
WATER PUMP.....	Fig. 18
COOLING FAN.....	Fig. 19
INJECTION NOZZLE.....	Fig. 20
INJECTION PUMP.....	Fig. 21
FUEL PIPE.....	Fig. 22
ADAPTER.....	Fig. 23
ELECTRIC (1).....	Fig. 24

ELECTRIC (2)..... Fig. 25

REPAIR PARTS(OPTION).....Fig. 26

COMPONENT PARTS

 FOR 6215-300-045-10 ON Fig.20.....Fig. 27

COMPONENT PARTS

 FOR 6215-600-104-20 ON Fig.21.....Fig. 28

COMPONENT PARTS

 FOR 6281-100-007-20 ON Fig.24.....Fig. 29

COMPONENT PARTS

 FOR 6281-200-020-00 ON Fig.24.....Fig. 30

C o n t e n t s

TH4335,4295(EXCEPT K-TYPE)

ENGINE E3CD-WB25(TH4335),E3CD-WB27(TH4295)

SHORT BLOCK ENGIASSY.....	Fig. 1
CYLINDER HEAD.....	Fig. 2
CYLINDER HEAD COVER.....	Fig. 3
INLET MANIFOLD.....	Fig. 4
EXHAUST MANIFOLD.....	Fig. 5
CYLINDER BLOCK.....	Fig. 6
CYLINDER BLOCK.....	Fig. 7
BEARING/UNDER SIZE (OPTION).....	Fig. 8
OIL PAN.....	Fig. 9
OIL PAN.....	Fig. 10
REAR PLATE.....	Fig. 11
TIMING GEAR CASE.....	Fig. 12
HANGER.....	Fig. 13
VALVE.....	Fig. 14
CAM SHAFT.....	Fig. 15
PISTON.....	Fig. 16
PISTON/OVER SIZE (OPTION).....	Fig. 17
CRANK SHAFT.....	Fig. 18
OIL PUMP.....	Fig. 19
OIL PUMP.....	Fig. 20
WATER PUMP.....	Fig. 21
COOLING FAN.....	Fig. 22
INJECTION NOZZLE.....	Fig. 23
INJECTION PUMP.....	Fig. 24

FUEL PIPE.....	Fig. 25
ADAPTER.....	Fig. 26
ADAPTER.....	Fig. 27
ELECTRIC (1).....	Fig. 28
ELECTRIC (2).....	Fig. 29
REPAIR PARTS(OPTION).....	Fig. 30
COMPONENT PARTS	
FOR 6215-300-045-10 ON Fig.23.....	Fig. 31
COMPONENT PARTS	
FOR 6215-600-104-20 ON Fig.24.....	Fig. 32
COMPONENT PARTS	
FOR 6281-100-007-20 ON Fig.28.....	Fig. 33
COMPONENT PARTS	
FOR 6281-200-020-00 ON Fig.28.....	Fig. 34

C o n t e n t s

TH4335(K-TYPE)

ENGINE (E3CD-WB)

SHORT BLOCK ENGIASSY.....	Fig. 1
CYLINDER HEAD.....	Fig. 2
CYLINDER HEAD COVER.....	Fig. 3
INLET MANIFOLD.....	Fig. 4
EXHAUST MANIFOLD.....	Fig. 5
CYLINDER BLOCK.....	Fig. 6
BEARING/UNDER SIZE (OPTION).....	Fig. 7
OIL PAN.....	Fig. 8
REAR PLATE.....	Fig. 9
TIMING GEAR CASE.....	Fig. 10
HANGER.....	Fig. 11
VALVE.....	Fig. 12
CAM SHAFT.....	Fig. 13
PISTON.....	Fig. 14
PISTON/OVER SIZE (OPTION).....	Fig. 15
CRANK SHAFT.....	Fig. 16
OIL PUMP.....	Fig. 17
WATER PUMP.....	Fig. 18
COOLING FAN.....	Fig. 19
INJECTION NOZZLE.....	Fig. 20
INJECTION PUMP.....	Fig. 21
FUEL PIPE.....	Fig. 22
ADAPTER.....	Fig. 23
ELECTRIC (1).....	Fig. 24

ELECTRIC (2).....	Fig. 25
REPAIR PARTS(OPTION).....	Fig. 26
COMPONENT PARTS	
FOR 6215-300-045-10 ON Fig.19.....	Fig. 27
COMPONENT PARTS	
FOR 6215-600-104-20 ON Fig.20.....	Fig. 28
COMPONENT PARTS	
FOR 6281-100-007-20 ON Fig.23.....	Fig. 29
COMPONENT PARTS	
FOR 6281-200-020-00 ON Fig.23.....	Fig. 30

C o n t e n t s

TH4295(K-TYPE)

ENGINE (E3CD-WB01)

SHORT BLOCK ENGIASSY.....	Fig. 1
CYLINDER HEAD.....	Fig. 2
CYLINDER HEAD COVER.....	Fig. 3
INLET MANIFOLD.....	Fig. 4
EXHAUST MANIFOLD.....	Fig. 5
CYLINDER BLOCK.....	Fig. 6
BEARING/UNDER SIZE (OPTION).....	Fig. 7
OIL PAN.....	Fig. 8
REAR PLATE.....	Fig. 9
TIMING GEAR CASE.....	Fig. 10
HANGER.....	Fig. 11
VALVE.....	Fig. 12
CAM SHAFT.....	Fig. 13
PISTON.....	Fig. 14
PISTON/OVER SIZE (OPTION).....	Fig. 15
CRANK SHAFT.....	Fig. 16
OIL PUMP.....	Fig. 17
WATER PUMP.....	Fig. 18
COOLING FAN.....	Fig. 19
INJECTION NOZZLE.....	Fig. 20
INJECTION PUMP.....	Fig. 21
FUEL PIPE.....	Fig. 22
ADAPTER.....	Fig. 23
ADAPTER.....	Fig. 24

ELECTRIC (1).....	Fig. 25
ELECTRIC (2).....	Fig. 26
REPAIR PARTS(OPTION).....	Fig. 27
COMPONENT PARTS	
FOR 6215-300-045-10 ON Fig.20.....	Fig. 28
COMPONENT PARTS	
FOR 6215-600-104-20 ON Fig.21.....	Fig. 29
COMPONENT PARTS	
FOR 6281-100-007-20 ON Fig.25.....	Fig. 30
COMPONENT PARTS	
FOR 6281-200-020-00 ON Fig.25.....	Fig. 31

C o n t e n t s

TH4335(EXCEPT K-TYPE)

ENGINE (E3CD-WB02)

SHORT BLOCK ENGIASSY.....	Fig. 1
CYLINDER HEAD.....	Fig. 2
CYLINDER HEAD COVER.....	Fig. 3
INLET MANIFOLD.....	Fig. 4
EXHAUST MANIFOLD.....	Fig. 5
CYLINDER BLOCK.....	Fig. 6
BEARING/UNDER SIZE (OPTION).....	Fig. 7
OIL PAN.....	Fig. 8
REAR PLATE.....	Fig. 9
TIMING GEAR CASE.....	Fig. 10
HANGER.....	Fig. 11
VALVE.....	Fig. 12
CAM SHAFT.....	Fig. 13
PISTON.....	Fig. 14
PISTON/OVER SIZE (OPTION).....	Fig. 15
CRANK SHAFT.....	Fig. 16
OIL PUMP.....	Fig. 17
WATER PUMP.....	Fig. 18
COOLING FAN.....	Fig. 19
INJECTION NOZZLE.....	Fig. 20
INJECTION PUMP.....	Fig. 21
FUEL PIPE.....	Fig. 22
ADAPTER.....	Fig. 23
ELECTRIC (1).....	Fig. 24

ELECTRIC (2).....	Fig. 25
REPAIR PARTS(OPTION).....	Fig. 26
COMPONENT PARTS	
FOR 6215-300-045-10 ON Fig.20.....	Fig. 27
COMPONENT PARTS	
FOR 6215-600-104-20 ON Fig.21.....	Fig. 28
COMPONENT PARTS	
FOR 6281-100-007-20 ON Fig.24.....	Fig. 29
COMPONENT PARTS	
FOR 6281-200-020-00 ON Fig.24.....	Fig. 30

C o n t e n t s

TH4295(EXCEPT K-TYPE)

ENGINE (E3CD-WB03)

SHORT BLOCK ENGIASSY.....	Fig. 1
CYLINDER HEAD.....	Fig. 2
CYLINDER HEAD COVER.....	Fig. 3
INLET MANIFOLD.....	Fig. 4
EXHAUST MANIFOLD.....	Fig. 5
CYLINDER BLOCK.....	Fig. 6
BEARING/UNDER SIZE (OPTION).....	Fig. 7
OIL PAN.....	Fig. 8
REAR PLATE.....	Fig. 9
TIMING GEAR CASE.....	Fig. 10
HANGER.....	Fig. 11
VALVE.....	Fig. 12
CAM SHAFT.....	Fig. 13
PISTON.....	Fig. 14
PISTON/OVER SIZE (OPTION).....	Fig. 15
CRANK SHAFT.....	Fig. 16
OIL PUMP.....	Fig. 17
WATER PUMP.....	Fig. 18
COOLING FAN.....	Fig. 19
INJECTION NOZZLE.....	Fig. 20
INJECTION PUMP.....	Fig. 21
FUEL PIPE.....	Fig. 22
ADAPTER.....	Fig. 23
ADAPTER.....	Fig. 24

ELECTRIC (1).....	Fig. 25
ELECTRIC (2).....	Fig. 26
REPAIR PARTS(OPTION).....	Fig. 27
COMPONENT PARTS	
FOR 6215-300-045-10 ON Fig.20.....	Fig. 28
COMPONENT PARTS	
FOR 6215-600-104-20 ON Fig.21.....	Fig. 29
COMPONENT PARTS	
FOR 6281-100-007-20 ON Fig.25.....	Fig. 30
COMPONENT PARTS	
FOR 6281-200-020-00 ON Fig.25.....	Fig. 31

C o n t e n t s

CHASSIS

RADIATOR SYSTEM(EXCEPT H TYPE)(1/2)(2/2).....	Fig. 1
RADIATOR SYSTEM(TH4365)(1/2)(2/2).....	Fig. 2
RADIATOR SYSTEM	
(H TYPE EXCEPT TH4365)(1/2)(2/2).....	Fig. 3
MUFFLER SYSTEM(EXCEPT TH4365 TYPE).....	Fig. 4
MUFFLER SYSTEM(TH4365 TYPE).....	Fig. 5
CLEANER(AIR)SYSTEM.....	Fig. 6
FUEL SYSTEM(H TYPE ECXEPT TH4365)(1/2)(2/2).....	Fig. 7
FUEL SYSTEM	
(TH4295,4335TYPE EXCEPT H)(1/2)(2/2).....	Fig. 8
THROTTLE SYSTEM(H TYPE).....	Fig. 9
THROTTLE SYSTEM(EXCEPT H TYPE).....	Fig. 10
CLUTCH(MAIN)SYSTEM	
(V TYPE EXCEPT SK).....	Fig. 11
CLUTCH(MAIN)SYSTEM(SK TYPE).....	Fig. 12
CLUTCH(MAIN)SYSTEM(K TYPE).....	Fig. 13
PEDAL(CLUTCH)SYSTEM(EXCEPT H TYPE).....	Fig. 14
CASE(TRANSMISSION/FRONT)SYSTEM	
(V TYPE EXCEPT SK).....	Fig. 15
CASE(TRANSMISSION/FRONT)SYSTEM	
(EXCEPT H,V TYPE).....	Fig. 16
CASE(TRANSMISSION/FRONT)SYSTEM	
(H TYPE).....	Fig. 17
GEAR(INPUT)SYSTEM(V TYPE EXCEPT SK).....	Fig. 18
GEAR(INPUT)SYSTEM(K TYPE).....	Fig. 19
GEAR(INPUT)SYSTEM(SK TYPE).....	Fig. 20
UNIT SYSTEM(H TYPE).....	Fig. 21

GEAR(PTO)SYSTEM(EXCEPT H TYPE).....	Fig. 22
GEAR(PTO)SYSTEM(H TYPE).....	Fig. 23
CASE(TRANSMISSION/MID)SYSTEM(H TYPE).....	Fig. 24
GEAR(MAIN)SYSTEM(K TYPE).....	Fig. 25
GEAR(MAIN)SYSTEM(SK TYPE).....	Fig. 26
GEAR(MAIN)SYSTEM(V TYPE EXCEPT SK).....	Fig. 27
GEAR(MAIN)SYSTEM(H TYPE).....	Fig. 28
GEAR(SUB)SYSTEM(SK TYPE).....	Fig. 29
GEAR(SUB)SYSTEM(V TYPE EXCEPT K,SK).....	Fig. 30
GEAR(SUB)SYSTEM(H TYPE).....	Fig. 31
COVER(CREEP)SYSTEM	
(V TYPE EXCEPT K,SK).....	Fig. 32
GEAR(4WD)SYSTEM.....	Fig. 33
GEAR(PTO)SYSTEM(EXCEPT H TYPE).....	Fig. 34
GEAR(PTO)SYSTEM(V TYPE EXCEPT SK).....	Fig. 35
GEAR(PTO)SYSTEM(H TYPE).....	Fig. 36
MID PTO SYSTEM(EXCEPT E4A TYPE)(1/2)(2/2).....	Fig. 37
COVER(MID PTO)SYSTEM(E4A TYPE).....	Fig. 38
CASE(TRANSMISSION/REAR)SYSTEM	
(EXCEPT H,E4D TYPE).....	Fig. 39
CASE(TRANSMISSION/REAR)SYSTEM	
(H TYPE EXCEPT E4D).....	Fig. 40
CASE(TRANSMISSION/REAR)SYSTEM	
(SK-E4D TYPE).....	Fig. 41
CASE(TRANSMISSION/REAR)SYSTEM	
(H-E4D TYPE).....	Fig. 42
FORK(SHIFT/REVERSE)SYSTEM(SK TYPE).....	Fig. 43
METAL(TRUNNION)SYSTEM(H TYPE).....	Fig. 44
FORK(SHIFT/MAIN)SYSTEM(SK TYPE).....	Fig. 45
FORK(SHIFT/MAIN)SYSTEM	
(K,V TYPE EXCEPT SK).....	Fig. 46
FORK(SHIFT/SUB)SYSTEM(EXCEPT H TYPE).....	Fig. 47
FORK(SHIFT/SUB)SYSTEM(H TYPE).....	Fig. 48

ARM(SHIFT/4WD)SYSTEM	Fig. 49
FORK(SHIFT/PTO)SYSTEM	
(V TYPE EXCEPT SK)	Fig. 50
FORK(SHIFT/PTO)SYSTEM	
(EXCEPT VE4A TYPE)	Fig. 51
LEVER(REVERSE)SYSTEM(SK TYPE)	Fig. 52
LEVER(MAIN)SYSTEM(EXCEPT H TYPE)	Fig. 53
LEVER(SUB)SYSTEM	Fig. 54
LEVER(4WD)SYSTEM	Fig. 55
LEVER(PTO)SYSTEM	Fig. 56
PEDAL SYSTEM(H TYPE)	Fig. 57
AUTO CRUISE SYSTEM(H TYPE)	Fig. 58
AUTO ACCELERATOR SYSTEM(H TYPE)	Fig. 59
PINION(DRIVE)SYSTEM(EXCEPT H TYPE)	Fig. 60
PINION(DRIVE)SYSTEM(H TYPE)	Fig. 61
DIFFERENTIAL GEAR SYSTEM	
(EXCEPT H TYPE)	Fig. 62
DIFFERENTIAL GEAR SYSTEM(H TYPE)	Fig. 63
HOUSING(AXLE)SYSTEM(EXCEPT H TYPE)	
(TH4295-NO.1-55/TH4335-NO.1-343)	Fig. 64
HOUSING(AXLE)SYSTEM	
(H TYPE-TH4295-NO.1-/TH4335-NO.1- /EXCEPT H TYPE-TH4295-NO.56-/TH4335-NO.344-)	Fig. 65
SHAFT(WHEEL/REAR)SYSTEM	
(EXCEPT H TYPE)	Fig. 66
SHAFT(WHEEL/REAR)SYSTEM(H TYPE)	Fig. 67
DIFF-LOCK SYSTEM(EXCEPT H TYPE)	Fig. 68
DIFF-LOCK SYSTEM(H TYPE)	Fig. 69
BRAKE SYSTEM(EXCEPT H TYPE)	Fig. 70
BRAKE SYSTEM(H TYPE)	Fig. 71
PEDAL(BRAKE)SYSTEM(EXCEPT H TYPE)	Fig. 72
PEDAL(BRAKE)SYSTEM(H TYPE)	Fig. 73
BRAKE(PARKING)SYSTEM(EXCEPT H TYPE)	Fig. 74

BRAKE(PARKING)SYSTEM(H TYPE).....	Fig. 75
WHEEL(STEERING)SYSTEM.....	Fig. 76
COLUMN(STEERING)SYSTEM.....	Fig. 77
STEERING(POWER)SYSTEM (V,J TYPE EXCEPT H).....	Fig. 78
STEERING(POWER)SYSTEM (K,SK TYPE EXCEPT J,V).....	Fig. 79
STEERING(POWER)SYSTEM (H TYPE EXCEPT J).....	Fig. 80
STEERING(POWER)SYSTEM(HJ TYPE).....	Fig. 81
BRACKET(AXLE)SYSTEM (EXCEPT TH4365 TYPE).....	Fig. 82
BRACKET(AXLE)SYSTEM(TH4365 TYPE).....	Fig. 83
BUMPER HITCH SYSTEM (EXCEPT H TYPE-STANDARD/H TYPE OPTION).....	Fig. 84
FRONT HITCH(BUMPER)SYSTEM (EXCEPT HJ TYPE).....	Fig. 85
FRONT AXLE SET(V,J TYPE)(1/4)-(4/4).....	Fig. 86
FRONT AXLE SET(EXCEPT V,J TYPE)(1/4)-(4/4).....	Fig. 87
SHAFT(DRIVE)SYSTEM.....	Fig. 88
TIE ROD SYSTEM(EXCEPT V,J TYPE).....	Fig. 89
TIE ROD SYSTEM(V,J TYPE).....	Fig. 90
STOPPER(HOUSING)SYSTEM (EXCEPT V,J TYPE).....	Fig. 91
COVER(CYLINDER)SYSTEM (EXCEPT V,J TYPE) (EXCEPT H TYPE-TH4295-NO.212-/TH4335-NO.540-).....	Fig. 92
COVER(CYLINDER)SYSTEM(V,J TYPE) (V TYPE-TH4295-NO.210-/TH4365-NO.142-/ TH4335-V,J TYPE-NO.542-).....	Fig. 93
CYLINDER CASE SYSTEM(1/3)-(3/3).....	Fig. 94
MECHANICAL LINK(POSITION)SYSTEM (E4A TYPE)(1/2)(2/2).....	Fig. 95

MECHANICAL LINK(POSITION)SYSTEM	
(EXCEPT E4A TYPE)(1/2)(2/2).....	Fig. 96
MECHANICAL LINK(DRAFT)SYSTEM	
(E4A TYPE).....	Fig. 97
COVER(VALVE)SYSTEM(J,E4D TYPE).....	Fig. 98
HYD.SYSTEM(MAIN)	
(V TYPE EXCEPT SK)(1/2)(2/2).....	Fig. 99
COVER(RELIEF METAL)SYSTEM	
(EXCEPT J TYPE).....	Fig.100
HYD.SYSTEM(MAIN)(K,SK TYPE)(1/2)(2/2).....	Fig.101
HYD.SYSTEM(MAIN)(TH4365 TYPE)(1/2)(2/2).....	Fig.102
HYD.SYSTEM(MAIN)	
(H TYPE EXCEPT TH4365)(1/2)(2/2).....	Fig.103
HYD.SYSTEM(SUB)(H TYPE).....	Fig.104
JOY STICK SYSTEM(TH4335-J TYPE)(1/2)(2/2).....	Fig.105
COVER(FENDER)SYSTEM(EXCEPT J TYPE).....	Fig.106
JOY STICK SYSTEM(HJ TYPE)(1/2)(2/2).....	Fig.107
VALVE(REMOTE/1R)SYSTEM(V TYPE).....	Fig.108
VALVE(REMOTE/2R)SYSTEM(W TYPE).....	Fig.109
3P LINK SYSTEM(E6 TYPE).....	Fig.110
3P LINK SYSTEM(E4A TYPE).....	Fig.111
3P LINK SYSTEM(E4 TYPE).....	Fig.112
LIFT ROD SYSTEM.....	Fig.113
TOP LINK BRACKET SYSTEM	
(EXCEPT E4A TYPE).....	Fig.114
SHIELD COVER SYSTEM(E4A TYPE).....	Fig.115
HITCH(DRAW BAR)SYSTEM	
(EXCEPT E4D,E6 TYPE).....	Fig.116
DRAW BAR(FIX)SYSTEM(E6 TYPE).....	Fig.117
HOOD SYSTEM(EXCEPT H TYPE).....	Fig.118
HOOD(SLANT) SYSTEM(TH4365 TYPE).....	Fig.119
HOOD(SLANT) SYSTEM	
(H TYPE EXCEPT TH4365).....	Fig.120

GRILLE SYSTEM(EXCEPT H TYPE).....	Fig.121
GRILLE(SLANT)SYSTEM(H TYPE).....	Fig.122
COVER(SIDE)SYSTEM(H TYPE).....	Fig.123
COVER(SIDE)SYSTEM(EXCEPT H TYPE).....	Fig.124
SEAT SYSTEM(HJ TYPE).....	Fig.125
MIRROR SYSTEM(EXCEPT E4A TYPE).....	Fig.126
MIRROR SYSTEM(E4A TYPE).....	Fig.127
MOUNT SYSTEM(E4A TYPE).....	Fig.128
MOUNT SYSTEM(EXCEPT E4D,E4A TYPE).....	Fig.129
MOUNT SYSTEM(E4D TYPE).....	Fig.130
DASHBORD SYSTEM(V TYPE EXCEPT K,SK).....	Fig.131
DASHBORD SYSTEM(SK TYPE).....	Fig.132
DASHBORD SYSTEM(H TYPE).....	Fig.133
FLOOR(REAR)SYSTEM	
(K,V TYPE EXCEPT SK)(1/2)(2/2).....	Fig.134
FLOOR(REAR)SYSTEM(SK TYPE)(1/2)(2/2).....	Fig.135
FLOOR(REAR)SYSTEM(H TYPE).....	Fig.136
NUMBERPLATE SYSTEM(E4 TYPE).....	Fig.137
NUMBERPLATE SYSTEM(E4A TYPE).....	Fig.138
ELC.SYSTEM(FRONT)(K,SK TYPE)(1/2)(2/2).....	Fig.139
ELC.SYSTEM(FRONT)	
(V TYPE EXCEPT SK)(1/2)(2/2).....	Fig.140
ELC.SYSTEM(FRONT)	
(J TYPE EXCEPT H)(1/2)(2/2).....	Fig.141
ELC.SYSTEM(FRONT)(E6 TYPE)(1/2)(2/2).....	Fig.142
ELC.SYSTEM(MAIN)(E4,E4D TYPE)(1/2)(2/2).....	Fig.143
ELC.SYSTEM(MAIN)(E4A TYPE)(1/2)(2/2).....	Fig.144
ELC.SYSTEM(MAIN)(E6 TYPE)(1/2)(2/2).....	Fig.145
ELC.SYSTEM(REAR)(K TYPE).....	Fig.146
ELC.SYSTEM(REAR)(SK TYPE EXCEPT V).....	Fig.147
ELC.SYSTEM(REAR)(V TYPE EXCEPT SK).....	Fig.148
ELC.SYSTEM(REAR)(TH4335-SKE4A TYPE).....	Fig.149
ELC.SYSTEM(REAR)(H TYPE).....	Fig.150

METER PANEL SYSTEM	Fig.151
CONTROL(PTO)SYSTEM (EXCEPT VE4A TYPE)	Fig.152
CONTROL(PTO)SYSTEM (V TYPE EXCEPT SK)	Fig.153
7P SOCKET SYSTEM (TH4335-J TYPE ECXCEPT H)	Fig.154
7P SOCKET SYSTEM (EXCEPT TH4335-J TYPE)	Fig.155
FRAME(REAR)SYSTEM(EXCEPT E4D TYPE)	Fig.156
FRAME(REAR)SYSTEM(E4A TYPE)	Fig.157
FRAME(MID)SYSTEM(E4A TYPE)	Fig.158
FRAME(REAR)SYSTEM (EXCEPT E4D,E4A TYPE)	Fig.159
ORNAMENT(TH4335 TYPE EXCEPT H)	Fig.160
ORNAMENT(TH4295 TYPE EXCEPT H)	Fig.161
ORNAMENT(TH4335-H TYPE)	Fig.162
ORNAMENT(TH4295-H TYPE)	Fig.163
ORNAMENT(TH4365 TYPE)	Fig.164
LABEL(CONTROL)(K TYPE)	Fig.165
LABEL(CONTROL)(SK TYPE EXCEPT V)	Fig.166
LABEL(CONTROL)(V TYPE EXCEPT SK)	Fig.167
LABEL(CONTROL)(TH4335-SKE4A TYPE)	Fig.168
LABEL(CONTROL)(H TYPE)	Fig.169
LABEL(CAUTION)	Fig.170
LABEL(EXCEPT HJ TYPE) (EXCEPT H,D TYPE-TH4295-NO.61-/TH4335-NO.366-)	Fig.171

OPTIONAL PARTS

GEAR(CREEP)SET(OPTION)(SK TYPE)	Fig.172
PTO(MID)SET(OPTION) (TH4335-SKE4A TYPE)(1/2)(2/2)	Fig.173

REAR WHEEL(12.4-16)SET(OPTION).....	Fig.174
REAR WHEEL(TURF/OVER SIZE)SYSTEM (OPTION).....	Fig.175
REAR WHEEL(9.5-24)SYSTEM(OPTION).....	Fig.176
REAR WHEEL SET(OPTION)(V,J TYPE).....	Fig.177
REAR WHEEL(TURF)SYSTEM(OPTION).....	Fig.178
REAR WHEEL(9.5-22)SET(OPTION).....	Fig.179
FRONT WHEEL(4WD)SET(OPTION).....	Fig.180
FRONT WHEEL(TURF/9.75I-12)SET(OPTION).....	Fig.181
FRONT WHEEL(TURF)SET(OPTION).....	Fig.182
FRONT WHEEL(7-16)SET(OPTION)(V,J TYPE).....	Fig.183
FRONT WHEEL(4WD)SYSTEM(OPTION).....	Fig.184
CUT OFF PLUG SYSTEM(OPTION)(E6 TYPE).....	Fig.185
JOY STICK SET (OPTION)(K,SKW,V TYPE)(1/2)(2/2).....	Fig.186
JOY STICK SET(OPTION)(HW TYPE)(1/2)(2/2).....	Fig.187
VALVE(REMOTE/1R)SET (OPTION)(TH4335-J TYPE).....	Fig.188
VALVE(REMOTE/PLUS)SET (OPTION)(V TYPE).....	Fig.189
VALVE(REMOTE/2R)SET(OPTION)(J TYPE).....	Fig.190
HITCH(TRAILER)SET (OPTION)(EXCEPT J TYPE).....	Fig.191
BRACKET(LINK/MORE)SET (OPTION)(TH4335-SKE4A TYPE).....	Fig.192
FRAME(REAR)SET(OPTION)(E4D TYPE).....	Fig.193
WEIGHT(15)SET(OPTION)(EXCEPT H TYPE).....	Fig.194

COMPONENT PARTS

COMPONENT PARTS

FOR K135-028-000-00 ON Fig.99,101,102,103..... Fig.195

COMPONENT PARTS

FOR K200-173-000-20 ON Fig.101..... Fig.196

COMPONENT PARTS

FOR K200-215-000-10 ON Fig.101,102,103..... Fig.197

COMPONENT PARTS

FOR K211-086-000-10 ON Fig.105,107,186,187..... Fig.198

COMPONENT PARTS

FOR K500-001-000-10 ON Fig.21..... Fig.199

COMPONENT PARTS

FOR 1640-530-600-10 ON Fig.188,189,190..... Fig.200

COMPONENT PARTS

FOR 1672-105-210-00 ON Fig.7,8..... Fig.201

COMPONENT PARTS

FOR 1719-511-350-00 ON Fig.108,109..... Fig.202

COMPONENT PARTS

FOR 1729-209-200-00 ON Fig.23..... Fig.203

COMPONENT PARTS

FOR 1740-128-500-10 ON Fig.22..... Fig.204

COMPONENT PARTS

FOR 1772-407-300-10 ON Fig.79,80..... Fig.205

COMPONENT PARTS

FOR 1772-654-210-00 ON Fig.146,147,148,149,150..... Fig.206

COMPONENT PARTS

FOR 1773-407-300-30 ON Fig.78,81..... Fig.207

COMPONENT PARTS

FOR 1773-656-500-00 ON Fig.151..... Fig.208

WIRING DIAGRAM

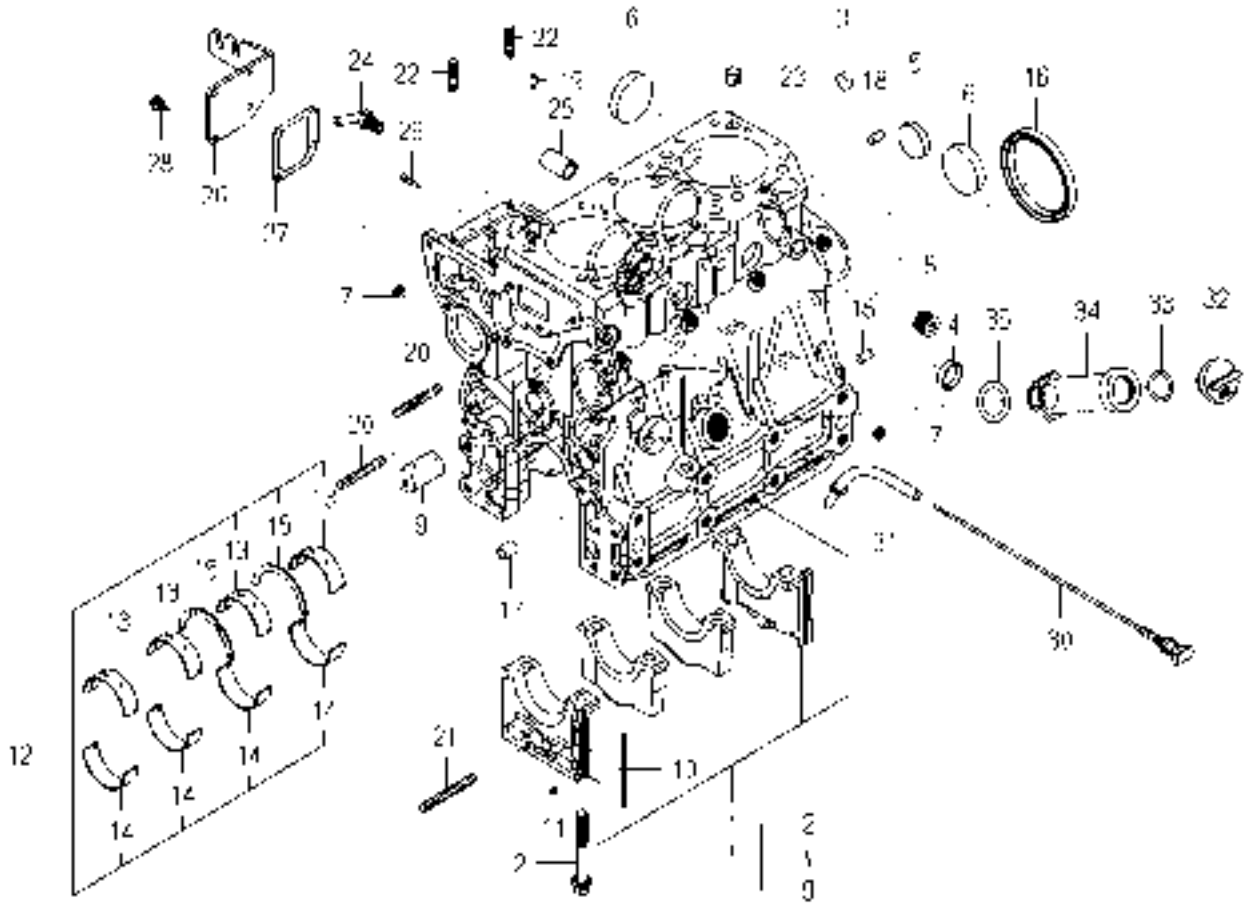
WIRING DIAGRAM(1/2)

WIRING DIAGRAM(2/2)

ENGINE

E3CGWB08...TH4365

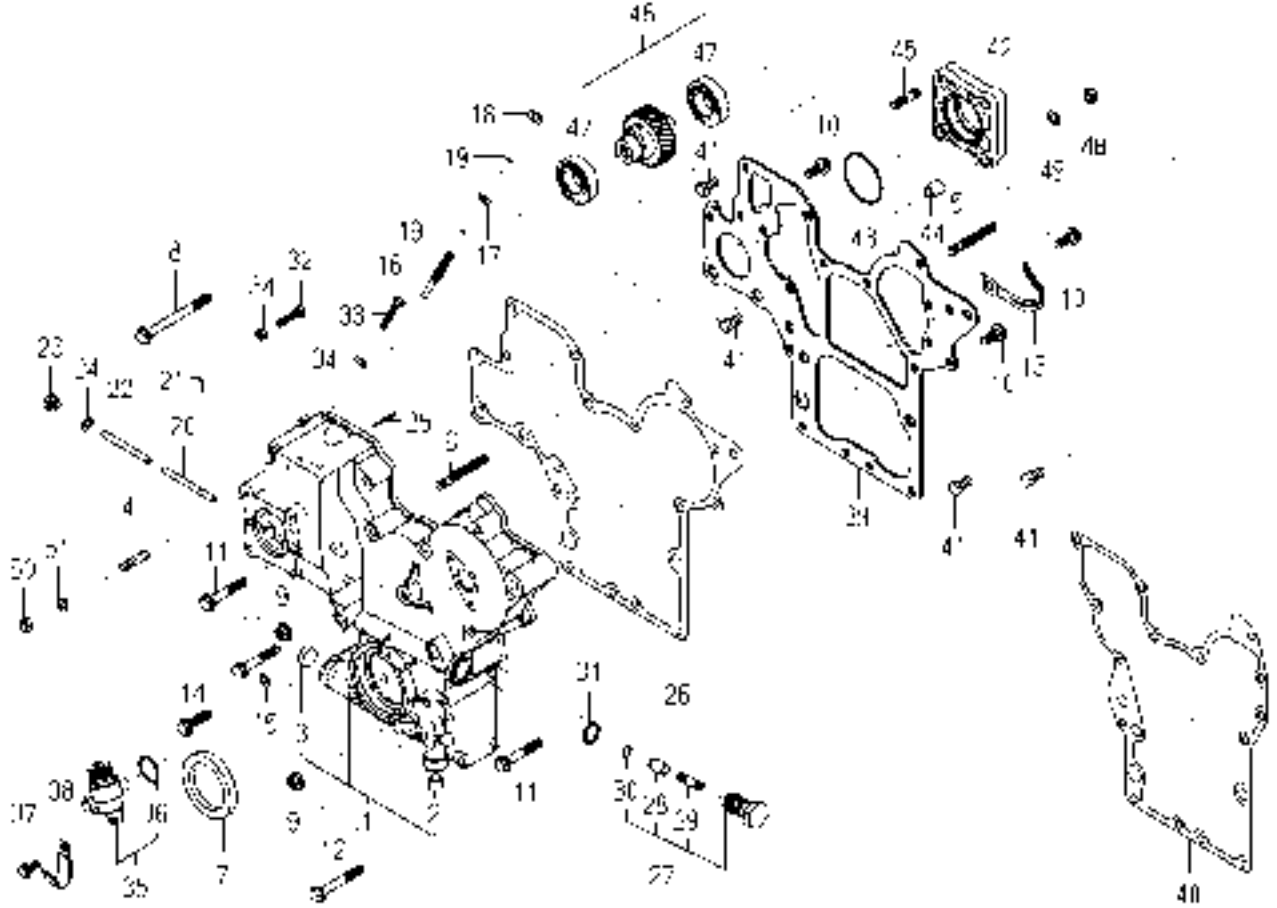
FIG. 6 CYLINDER BLOCK



6008-201L-0100

KEY	PART CODE	DESCRIPTION	S P C	TYPE OF MODEL		I T C	C O L	G R P	REMARKS
				E3CG	WB08				
1	6211-210-087-10	CYLINDERBLOCK ASSY	*	1					
2	6209-000-006-00	BOLT	*	8					
3	6209-610-007-00	CUP/SEALING/16	*	2					
4	6209-610-001-10	CUP/SEALING/28	*	2					
5	6209-610-009-00	CUP/SEALING/36	*	1					
6	6209-610-003-00	CUP/SEALING/50	*	3					
7	6209-605-007-10	PLUG/PT1/8	*	8					
8	6209-605-004-10	PLUG/PT1/2	*	1					
9	6212-531-008-30	PIN/IDLEGEAR	*	1					
10	6211-258-001-00	SEAL, BEARING CAP	*	4					
11	6211-258-002-00	SEAL, BEARING CAP/7	*	2					
12	6211-510-008-00	BEARING/CRANK SET	*	1					
13	6211-511-007-00	BEARING/CRANK/UPPER	*	4					
14	6211-511-008-00	BEARING/CRANK/LOWER	*	4					
15	6211-599-004-00	BEARING/THRUST/CRANK	*	2					
16	6209-625-003-20	OILSEAL	*	1					
17	6209-749-001-20	PIN/TUBE	*	2					
18	6213-129-006-00	PIN/STRAIGHT	*	2					
19	6209-740-005-00	PIN	*	2					
20	6904-110-850-00	STUD	*	2					
21	V251-340-806-00	BOLT/STUD	*	1					
22	6904-110-822-00	STUD	*	2					
23	6294-453-002-00	DOWEL	*	2					
24	6213-721-007-00	PIPE/WATERDRAIN	*	1					
25	6213-319-013-10	CONNECTOR/OILFILTER	*	1					
26	6211-291-015-20	COVER/INJECTIONPUMP	*	1					
27	6211-292-001-20	GASKET/COVER	*	1					
28	V230-360-601-20	FLANGE BOLT	*	4					
29	6215-549-013-00	PIN	*	1					
30	6211-760-057-00	LEVELGAGE	*	1					

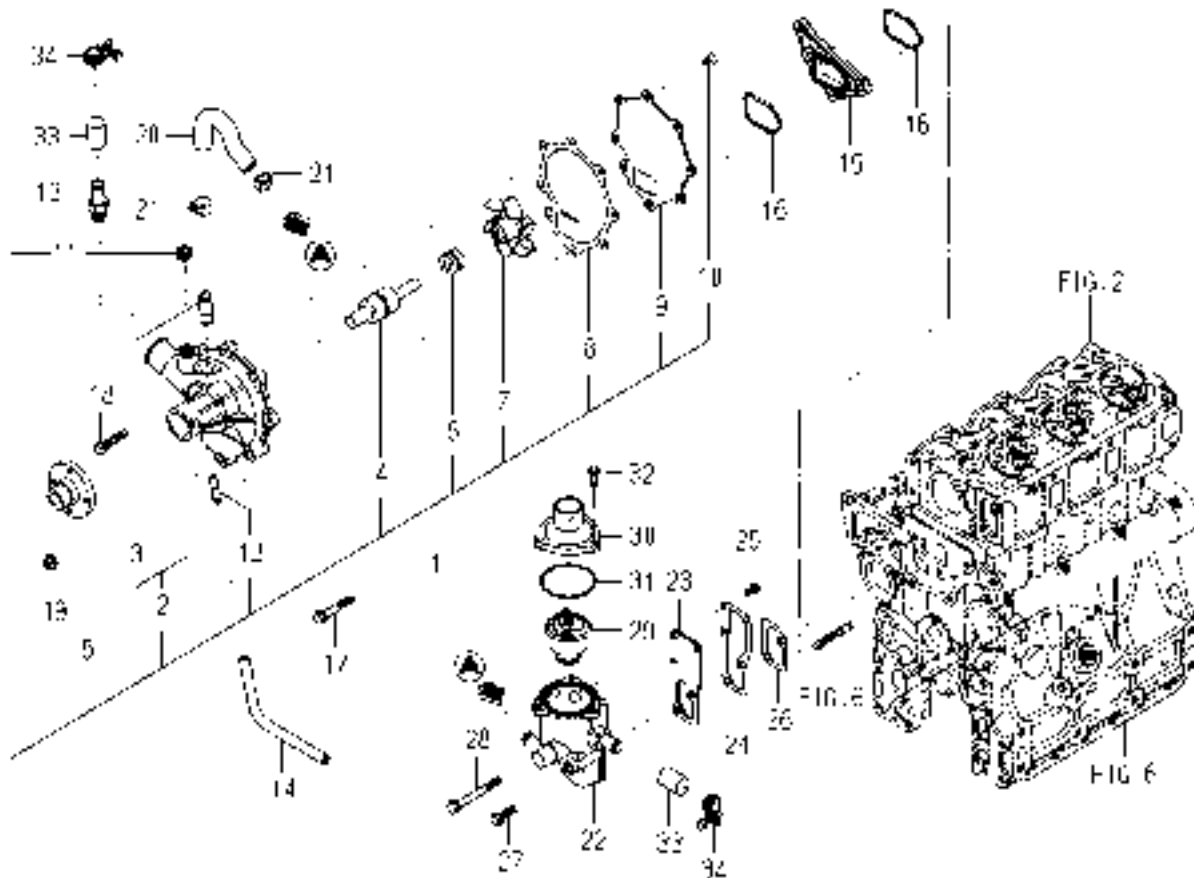
FIG. 10 TIMING GEAR CASE



6008-240P-0100,6008-240P-0200

KEY	PART CODE	DESCRIPTION	S P C	TYPE OF MODEL		I T C	C O L	G R P	REMARKS
				E3CG	WB08				
1	6211-310-028-00	GEARCASE ASSY	*	1					
2	6209-605-003-20	PLUG/PT1/4	*	1					
3	6209-610-004-00	CUP/SEALING/20	*	1					
4	6904-110-822-00	STUD	*	4					
5	6904-110-850-00	STUD	*	1					
6	6904-110-855-00	STUD	*	2					
7	6209-625-006-00	OILSEAL	*	1					
8	V231-360-809-00	FLANGE BOLT	*	2					
9	3817-401-001-00	NUT/M08	*	2					
10	V231-360-801-60	FLANGE BOLT	*	3					
11	V231-360-805-00	FLANGE BOLT	*	3					
12	V231-360-806-00	FLANGE BOLT	*	5					
13	1650-650-015-00	CLAMP	*	1					
14	V231-360-803-00	FLANGE BOLT	*	1					
15	6209-500-003-00	WASHER/08X14X01	*	1					
16	6215-546-003-10	STOPPER/FULLLOAD	*	1					
17	6209-409-001-00	NUT/M8	*	1					
18	V341-120-008-00	NUT,CAP/M 8	*	1					
19	6209-920-002-00	PACKING	*	2					
20	6215-542-004-20	PIN/ARM	*	1					
21	P117-303-003-00	PIN/SNAP	*	2					
22	6215-542-005-20	PIN	*	1					
23	6209-600-004-00	PLUG/SCREW	*	1					
24	6209-500-003-00	WASHER/08X14X01	*	1					
25	6209-740-006-00	PIN/GROOVE	*	1					
26	6211-312-012-10	GASKET/GEARCASE	*	1					
27	6213-160-005-00	VALVE/RELIEF ASSY	*	1					
28	6213-161-003-10	PISTON/VALVE/RELIEF	*	1					
29	6213-164-001-00	SPRING/RELIEF VALVE	*	1					
30	V705-140-012-00	RING,SNAP/12 C	*	1					

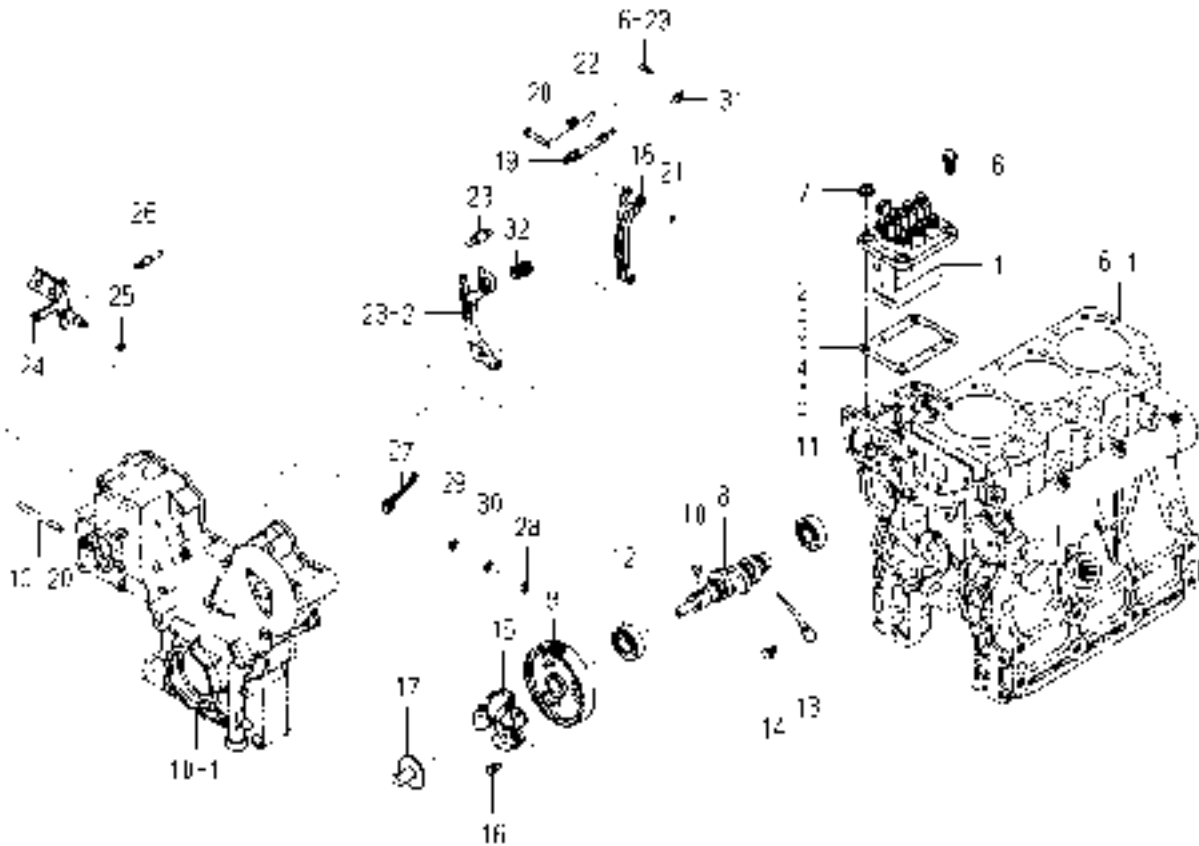
FIG. 18 WATER PUMP



6008-420C-0100

KEY	PART CODE	DESCRIPTION	S P C	TYPE OF MODEL		I T C	C O L	G R P	REMARKS
				E3CG	WB08				
1	6213-610-009-50	WATERPUMP ASSY	*	1					
2	6213-611-004-10	BODY/WATERPUMP ASSY	*	1					
3	6213-619-009-00	PIPE/WATERPUMP	*	1					
4	6213-631-004-10	BEARING/WATERPUMP	*	1					
5	6213-642-001-00	SEAT/WATERPUMPPULLEY	*	1					
6	6213-622-002-10	SEAL SET/WATER PUMP	*	1					
7	6213-621-004-00	ROTOR/WATERPUMP	*	1					
8	6213-613-004-00	GASKET/WATERPUMP	*	1					
9	6213-612-007-00	PLATE/WATERPUMP	*	1					
10	6213-619-003-00	SCREW/WATER PUMP	*	4					
11	6213-619-012-00	PLUG/TAPERSCREW	*	1					
12	6213-619-002-00	PIPE/WATER PUMP	*	1					
13	6213-721-005-00	PIPE/WATER/HOUSING	*	1					
14	6209-360-084-00	HOSE/RUBBER/230	*	1					
15	6213-619-014-00	SPACER/WATERPUMP	*	1					
16	V721-113-105-00	O-RING HS90 G50	*	2					
17	V231-360-805-00	FLANGE BOLT	*	2					
18	6901-910-840-00	BOLT	*	1					
19	3817-401-001-00	NUT/M08	*	1					
20	6213-729-015-40	HOSERUBBER	*	1					
21	1650-780-011-10	CLIP/HOSE/18-22	*	2					
22	6213-716-009-10	HOUSING/THERMOSTAT	*	1					
23	6213-719-005-10	COVER/HOUSING	*	1					
24	6213-743-004-20	GASKET/HOUSING	*	1					
25	6209-030-097-00	BOLT/WS	*	3					
26	6213-743-002-10	GASKET/HOUSING	*	1					
27	V231-360-802-50	FLANGE BOLT	*	1					
28	V231-360-807-50	FLANGE BOLT	*	1					
29	6213-770-002-00	THERMOSTAT	*	1					
30	6213-711-008-00	PIPE/WATEROUTLET	*	1					

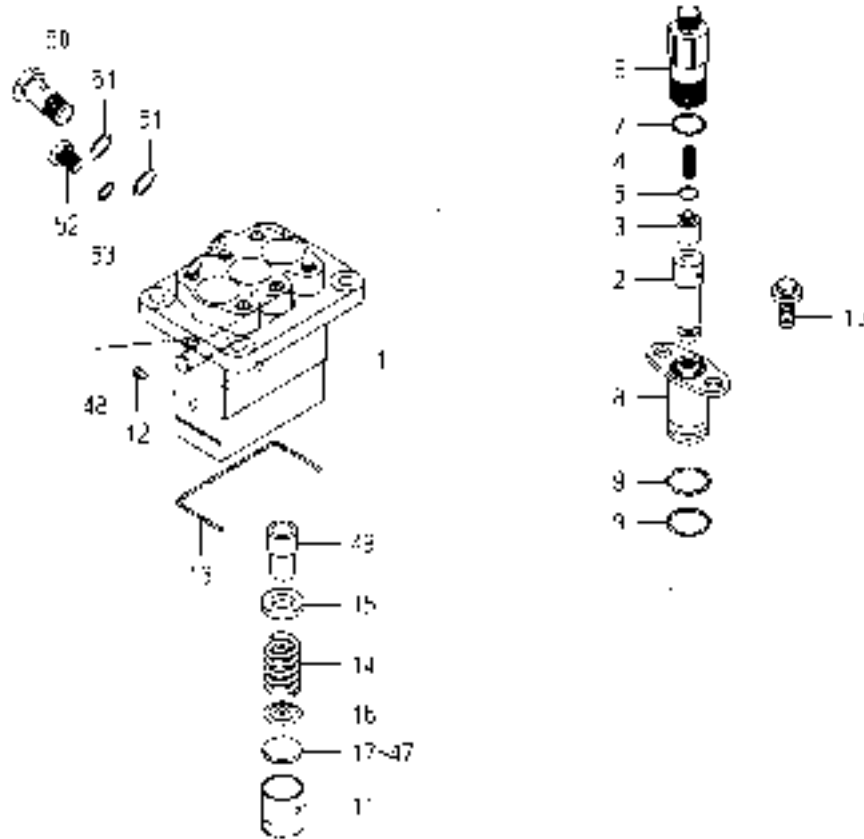
FIG. 21 INJECTION PUMP



6008-510I-0100

KEY	PART CODE	DESCRIPTION	S P C	TYPE OF MODEL		I T C	C O L	G R P	REMARKS
				E3CG	WB08				
1	6215-600-104-20	INJECTIONPUMP ASSY	*	1					FIG 028
2	6219-752-045-00	SHIM/INJECTIONPUMP	*	1					
3	6219-752-044-00	SHIM/INJECTIONPUMP	*	1					
4	6219-752-046-00	SHIM/INJECTIONPUMP	*	1					
5	6219-752-047-00	SHIM/INJECTIONPUMP	*	1					
6	V231-360-802-00	FLANGE BOLT	*	2					
7	3817-401-001-00	NUT/M08	*	2					
8	6215-621-017-10	CAMSHAFT/INJPUMP	*	1					
9	6212-524-012-30	GEAR/INJECTIONPUMP	*	1					
10	6209-730-005-00	KEY/07X05X09	*	1					
11	V600-110-620-30	BEARING,RB/6203	*	1					
12	6209-800-010-00	BEARING	*	1					
13	6212-535-009-00	PLATE/THRUST/INJPUMP	*	1					
14	6901-910-612-00	BOLT,SEMS/M6X12	*	1					
15	6215-520-007-10	FLYWEIGHT ASSY	*	1					
16	6209-030-043-00	BOLT/M6X10	*	3					
17	6215-526-004-00	THRUSTPIECE	*	1					
18	6215-541-001-10	ARM/FLOATING COMP	*	1					
19	6215-543-002-10	RINK/CONTROL	*	1					
20	6215-542-006-00	PIN,CONTROL	*	1					
21	V710-140-004-00	RING,SNAP/ 4 E	*	1					
22	6215-549-031-10	SPRING/SETTING	*	1					
23	6215-531-019-00	SPRING/GOVERNOR	*	1					
24	6215-541-024-50	LEVER/CONTROL COMP	*	1					
25	V720-101-900-80	O-RING/P 8	*	1					
26	6209-580-002-10	SPRING,RETURN	*	1					
27	6215-549-007-10	ARM/CONTROL	*	1					
28	V301-260-006-00	NUT/M6	*	1					
29	V411-260-006-00	WASHER / M6	*	1					
30	V401-160-006-00	WASHER,SP/M 6	*	1					

**FIG. 28 COMPONENT PARTS
FOR 6215-600-104-20 ON Fig.21**



6215-600-104-2E

KEY	PART CODE	DESCRIPTION	S P C	TYPE OF MODEL		I T C	C O L	G R P	REMARKS
				E3CG WB08					
1	6215-611-015-00	HOUSING/PUMP	*	1					
2	6215-631-015-00	PLUNGER ASSY	*	3					
3	6215-641-002-00	VALVE,DELIVERY	*	3					
4	6215-643-005-00	SPRING/DELIVERYVALVE	*	3					
5	6215-649-008-00	GASKET	*	3					
6	6215-644-009-00	HOLDER/DELIVERYVALVE	*	3					
7	6215-649-014-00	ORING	*	3					
8	6215-635-004-00	SLEEVEFLANGE	*	3					
9	6215-649-013-00	ORING	*	6					
10	6215-649-011-00	BOLT	*	6					
11	6215-622-003-00	TAPPET	*	3					
12	6215-629-017-00	PIN	*	3					
13	6215-629-035-00	SNAPRING	*	1					
14	6215-634-003-00	SPRING/PLUNGER	*	3					
15	6215-639-008-00	SPRINGSEAT	*	3					
16	6215-639-009-00	SPRINGSEAT	*	3					
17	6215-629-060-00	PLATE/T=2.60	*	1					
18	6215-629-061-00	PLATE/T=2.65	*	1					
19	6215-629-062-00	PLATE/T=2.70	*	1					
20	6215-629-063-00	PLATE/T=2.75	*	1					
21	6215-629-064-00	PLATE/T=2.80	*	1					
22	6215-629-065-00	PLATE/T=2.85	*	1					
23	6215-629-066-00	PLATE/T=2.90	*	1					
24	6215-629-067-00	PLATE/T=2.95	*	1					
25	6215-629-036-00	PLATE/T=3.00	*	1					
26	6215-629-037-00	PLATE/T=3.05	*	1					
27	6215-629-038-00	PLATE/T=3.10	*	1					
28	6215-629-039-00	PLATE/T=3.15	*	1					
29	6215-629-040-00	PLATE/T=3.20	*	1					
30	6215-629-041-00	PLATE/T=3.25	*	1					

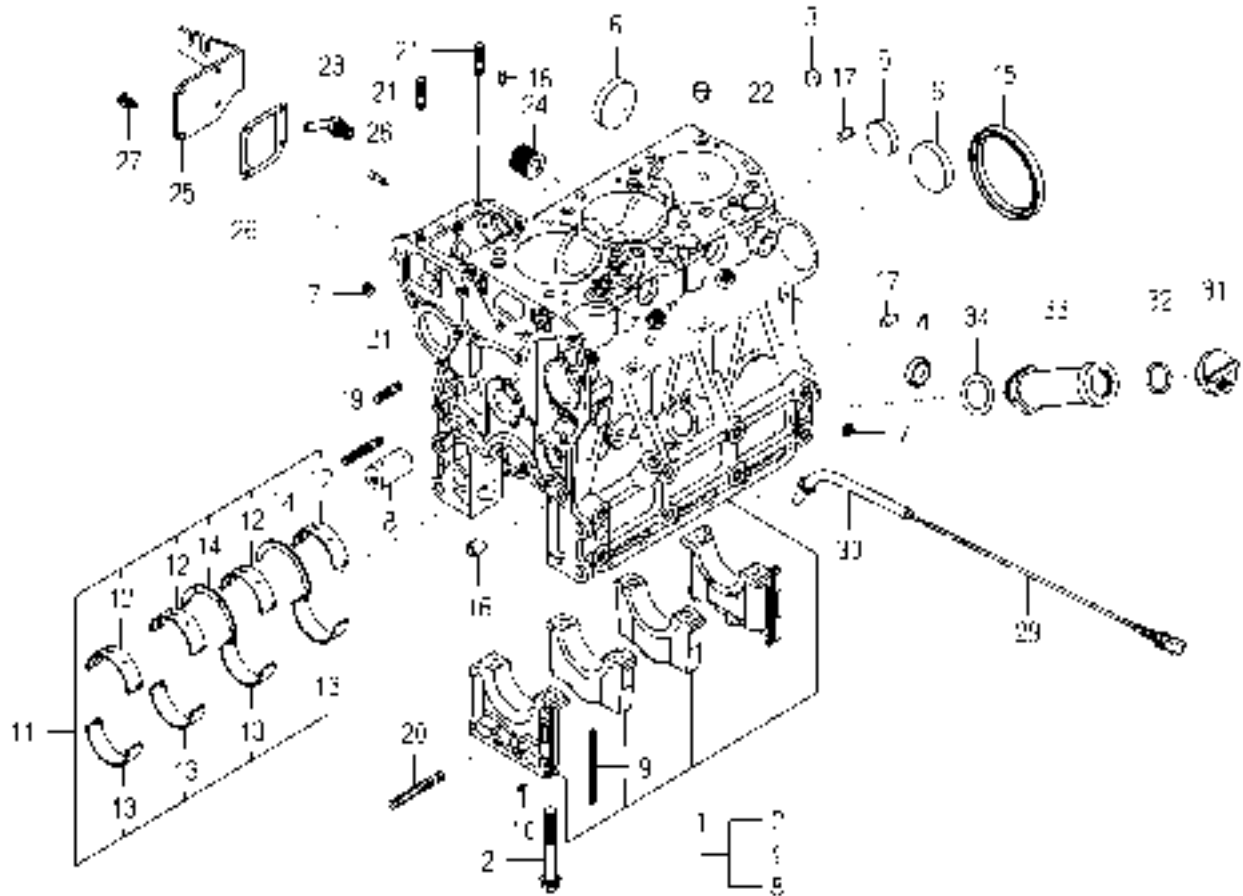
ENGINE

E3CDWB25... TH4335 (EXCEPT K-TYPE)

E3CDWB27... TH4295 (EXCEPT K-TYPE)

ENGINE

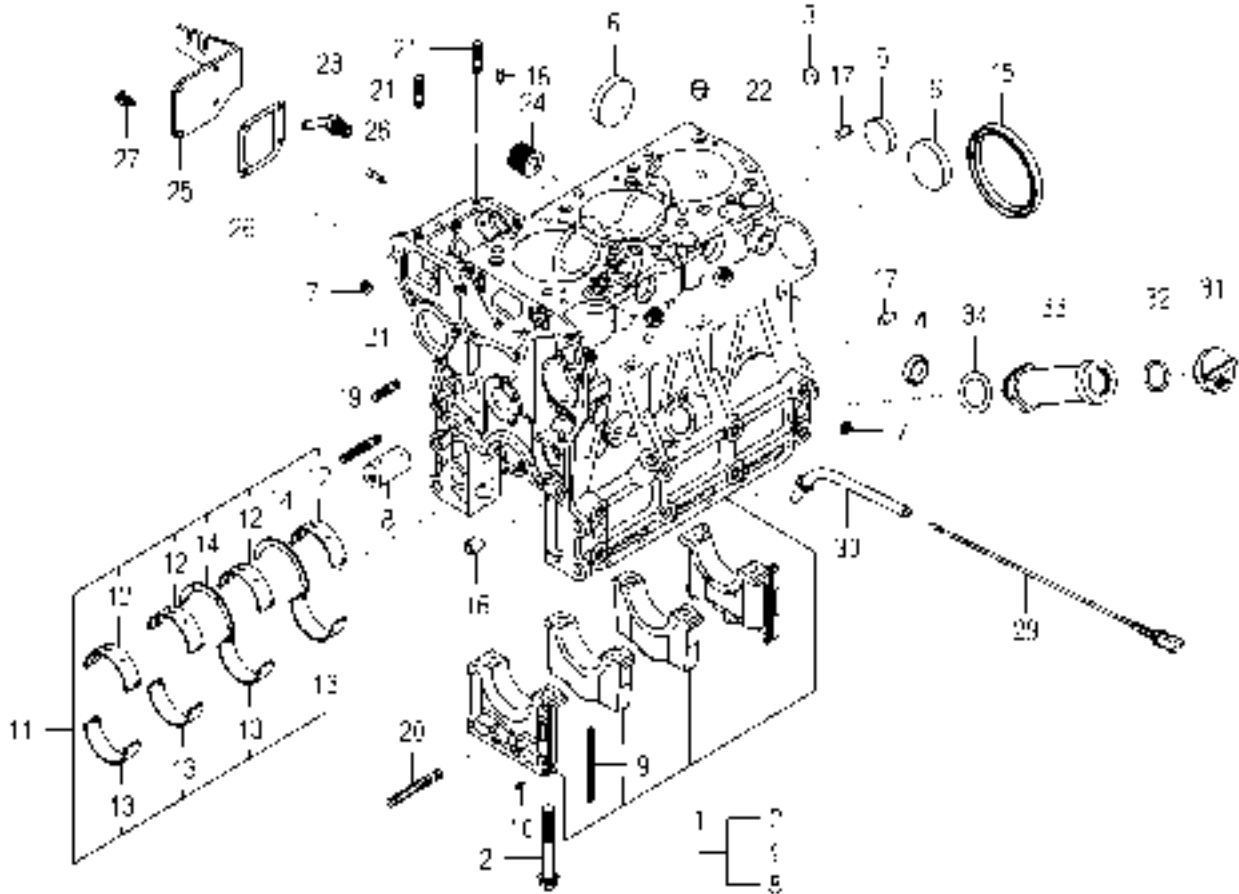
FIG. 6 CYLINDER BLOCK



6005-203M-0100

KEY	PART CODE	DESCRIPTION	S P C	TYPE OF MODEL		I T C	C O L	G R P	REMARKS
				E3CD WB25	E3CD WB27				
1	6211-210-081-10	CYLINDERBLOCK ASSY	*	1					
2	6209-000-006-00	BOLT	*	8					
3	6209-610-007-00	CUP/SEALING/16	*	2					
4	6209-610-001-10	CUP/SEALING/28	*	2					
5	6209-610-009-00	CUP/SEALING/36	*	1					
6	6209-610-003-00	CUP/SEALING/50	*	3					
7	6209-605-007-10	PLUG/PT1/8	*	8					
8	6212-531-008-30	PIN/IDLEGEAR	*	1					
9	6211-258-001-00	SEAL,BEARING CAP	*	4					
10	6211-258-002-00	SEAL,BEARING CAP/7	*	2					
11	6211-510-008-00	BEARING/CRANK SET	*	1					
12	6211-511-007-00	BEARING/CRANK/UPPER	*	4					
13	6211-511-008-00	BEARING/CRANK/LOWER	*	4					
14	6211-599-004-00	BEARING/THRUST/CRANK	*	2					
15	6209-625-003-20	OILSEAL	*	1					
16	6209-749-001-20	PIN/TUBE	*	2					
17	6213-129-006-00	PIN/STRAIGHT	*	2					
18	6209-740-005-00	PIN	*	2					
19	6904-110-840-00	STUD/M8X40	*	1					
20	V251-340-806-00	BOLT/STUD	*	1					
21	6904-110-822-00	STUD	*	3					
22	6294-453-002-00	DOWEL	*	2					
23	6213-721-007-00	PIPE/WATERDRAIN	*	1					
24	6213-319-001-00	CONNECTOR,OIL FILTER	*	1					
25	6211-291-015-20	COVER/INJECTIONPUMP	*	1					
26	6211-292-001-20	GASKET/COVER	*	1					
27	V230-360-601-20	FLANGE BOLT	*	4					
28	6215-549-013-00	PIN	*	1					
29	6211-760-041-20	LEVELGAGE	*	1					
30	6211-766-033-00	GUIDE/LEVELGAGE COMP	*	1					

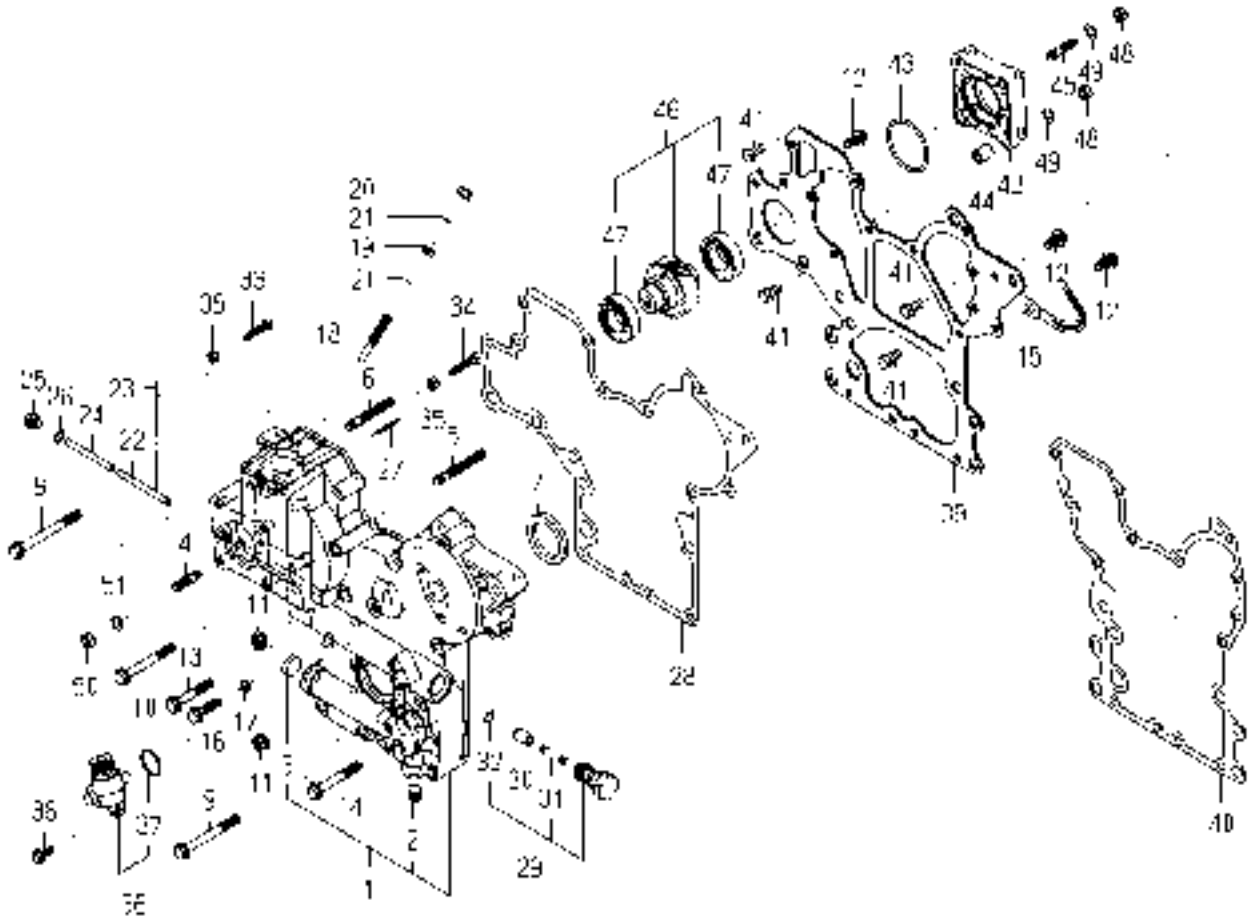
FIG. 7 CYLINDER BLOCK



6005-203U-0100

KEY	PART CODE	DESCRIPTION	S P C	TYPE OF MODEL		I T C	C O L	G R P	REMARKS
				E3CD WB25	E3CD WB27				
1	6211-210-081-10	CYLINDERBLOCK ASSY	*		1				
2	6209-000-006-00	BOLT	*		8				
3	6209-610-007-00	CUP/SEALING/16	*		2				
4	6209-610-001-10	CUP/SEALING/28	*		2				
5	6209-610-009-00	CUP/SEALING/36	*		1				
6	6209-610-003-00	CUP/SEALING/50	*		3				
7	6209-605-007-10	PLUG/PT1/8	*		8				
8	6212-531-008-30	PIN/IDLEGEAR	*		1				
9	6211-258-001-00	SEAL, BEARING CAP	*		4				
10	6211-258-002-00	SEAL, BEARING CAP/7	*		2				
11	6211-510-008-00	BEARING/CRANK SET	*		1				
12	6211-511-007-00	BEARING/CRANK/UPPER	*		4				
13	6211-511-008-00	BEARING/CRANK/LOWER	*		4				
14	6211-599-004-00	BEARING/THRUST/CRANK	*		2				
15	6209-625-003-20	OILSEAL	*		1				
16	6209-749-001-20	PIN/TUBE	*		2				
17	6213-129-006-00	PIN/STRAIGHT	*		2				
18	6209-740-005-00	PIN	*		2				
19	6904-110-840-00	STUD/M8X40	*		1				
20	V251-340-806-00	BOLT/STUD	*		1				
21	6904-110-822-00	STUD	*		3				
22	6294-453-002-00	DOWEL	*		2				
23	6213-721-007-00	PIPE/WATERDRAIN	*		1				
24	6213-319-001-00	CONNECTOR, OIL FILTER	*		1				
25	6211-291-015-20	COVER/INJECTIONPUMP	*		1				
26	6211-292-001-20	GASKET/COVER	*		1				
27	V230-360-601-20	FLANGE BOLT	*		4				
28	6215-549-013-00	PIN	*		1				
29	6211-760-052-10	LEVELGAGE	*		1				
30	6211-766-033-00	GUIDE/LEVELGAGE COMP	*		1				

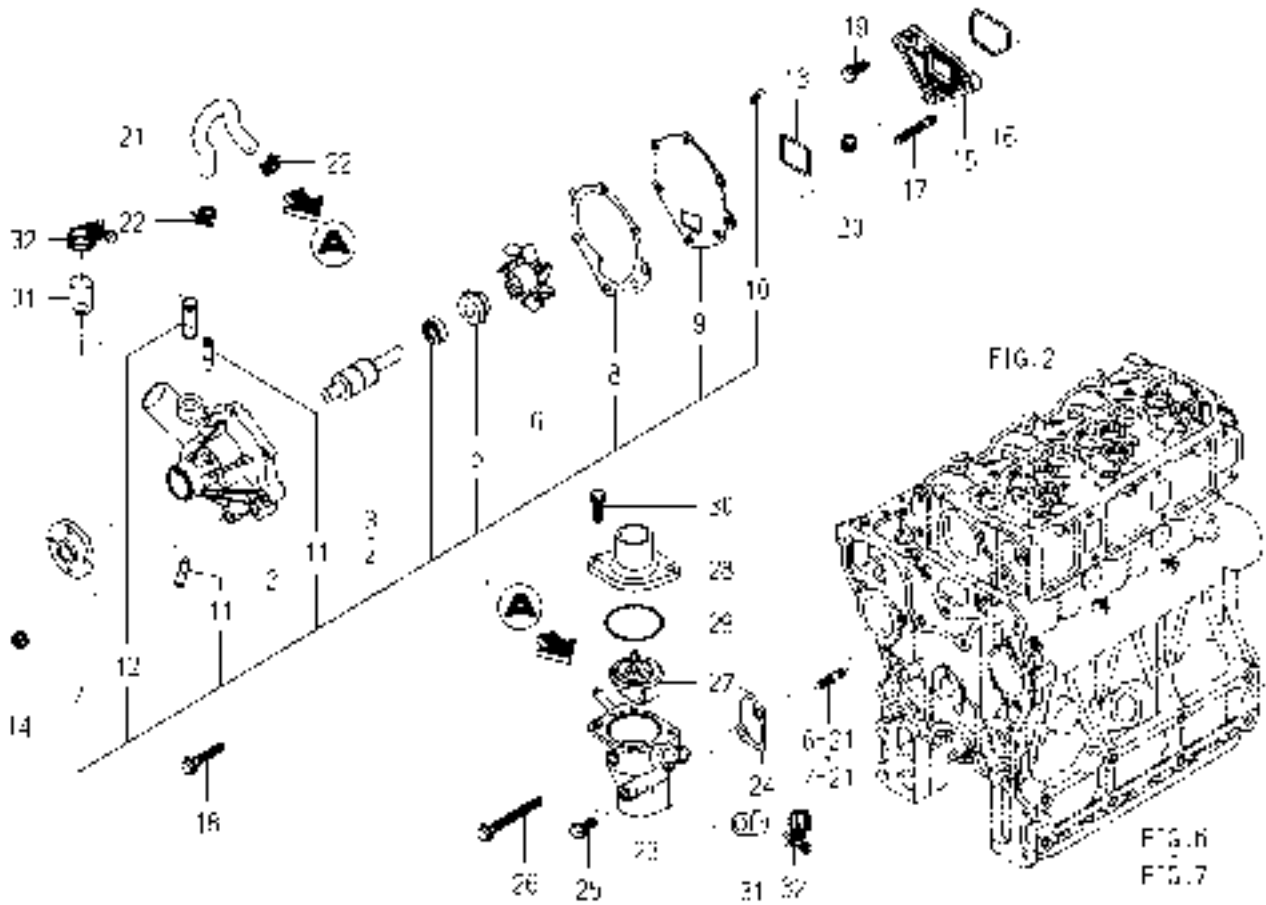
FIG. 12 TIMING GEAR CASE



6005-240Z-0100,6005-240Z-0200

KEY	PART CODE	DESCRIPTION	S P C	TYPE OF MODEL		I T C	C O L	G R P	REMARKS
				E3CD WB25	E3CD WB27				
1	6211-310-063-00	GEARCASE ASSY	*	1	1				
2	6209-605-003-20	PLUG/PT1/4	*	1	1				
3	6209-610-004-00	CUP/SEALING/20	*	1	1				
4	6904-110-822-00	STUD	*	4	4				
5	6904-110-855-00	STUD	*	2	2				
6	6904-110-850-00	STUD	*	1	1				
7	6209-625-002-00	SEAL,OIL	*	1	1				
8	V231-360-808-50	FLANGE BOLT	*	1	1				
9	V231-360-807-50	FLANGE BOLT	*	1	1				
10	V231-360-807-00	FLANGE BOLT	*	1	1				
11	3817-401-001-00	NUT/M8	*	2	2				
12	V231-360-801-60	FLANGE BOLT	*	3	3				
13	V231-360-805-00	FLANGE BOLT	*	3	3				
14	V231-360-806-00	FLANGE BOLT	*	4	4				
15	1650-650-015-00	CLAMP	*	1	1				
16	V231-360-803-00	FLANGE BOLT	*	1	1				
17	6209-500-003-00	WASHER/08X14X01	*	1	1				
18	6215-546-003-10	STOPPER/FULLLOAD	*	1	1				
19	6209-409-001-00	NUT/M8	*	1	1				
20	V341-120-008-00	NUT,CAP/M 8	*	1	1				
21	6209-920-002-00	PACKING	*	2	2				
22	6215-542-004-20	PIN/ARM	*	1	1				
23	P117-303-003-00	PIN/SNAP	*	2	2				
24	6215-542-005-20	PIN	*	1	1				
25	6209-600-004-00	PLUG/SCREW	*	1	1				
26	6209-500-003-00	WASHER/08X14X01	*	1	1				
27	6209-740-006-00	PIN/GROOVE	*	1	1				
28	6211-312-005-10	GASKET/GEARCASE	*	1	1				
29	6213-160-005-00	VALVE/RELIEF ASSY	*	1	1				
30	6213-161-003-10	PISTON/VALVE/RELIEF	*	1	1				

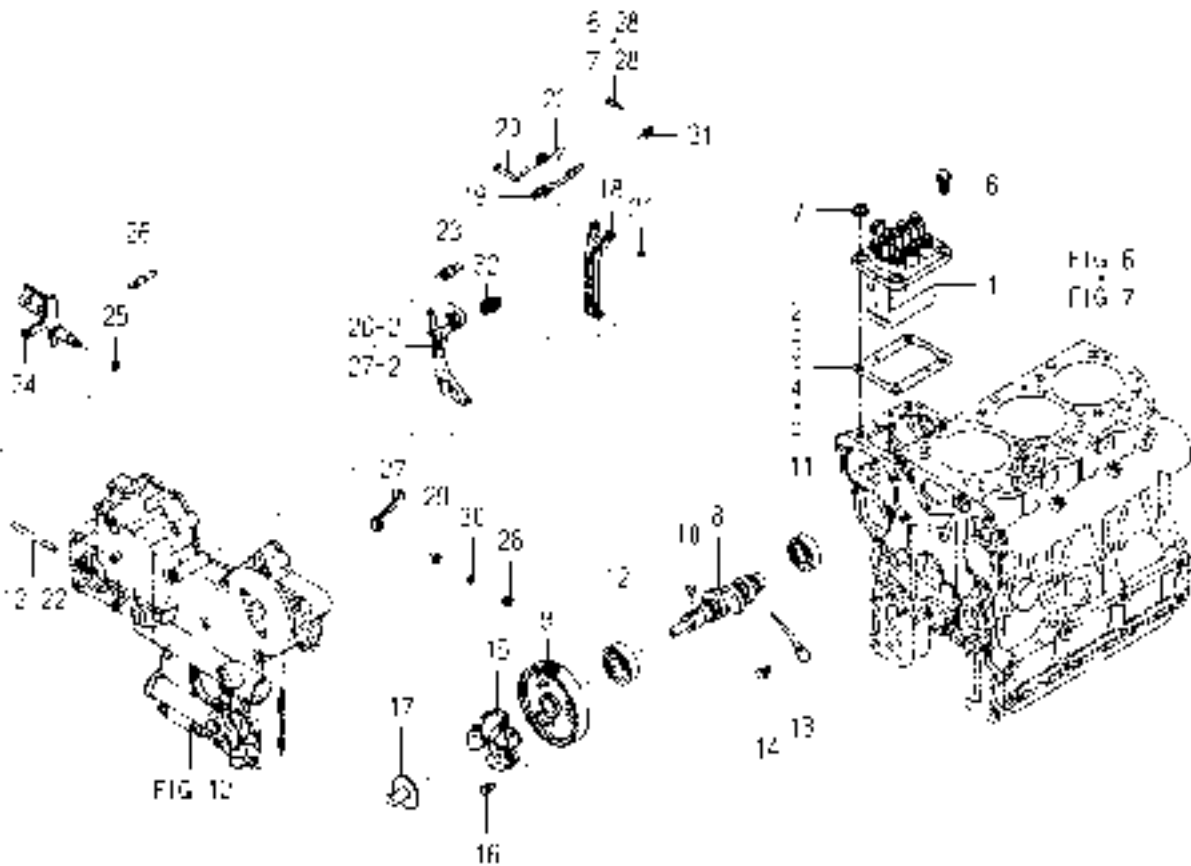
FIG. 21 WATER PUMP



6005-420F-0100

KEY	PART CODE	DESCRIPTION	S P C	TYPE OF MODEL		I T C	C O L	G R P	REMARKS
				E3CD WB25	E3CD WB27				
1	6213-610-011-10	WATERPUMP ASSY	*	1	1				
2	6213-611-006-00	BODY/WATERPUMP	*	1	1				
3	6213-631-002-00	BEARING/WATER PUMP	*	1	1				
4	6213-631-005-00	BEARING/WATERPUMP	*	1	1				
5	6213-622-002-10	SEAL SET/WATER PUMP	*	1	1				
6	6213-621-003-00	ROTOR/WATERPUMP	*	1	1				
7	6213-642-002-00	SEAL/WATER PUMPPULLE	*	1	1				
8	6213-613-002-10	GASKET	*	1	1				
9	6213-612-004-00	PLATE/WATER PUMP	*	1	1				
10	6213-619-003-00	SCREW/WATER PUMP	*	3	3				
11	6213-619-002-00	PIPE/WATER PUMP	*	2	2				
12	6213-619-009-00	PIPE/WATERPUMP	*	1	1				
13	6213-614-013-00	GASKET/WATERPUMP	*	1	1				
14	3817-401-001-00	NUT/M08	*	2	2				
15	6213-619-006-00	SPACER/WATERPUMP	*	1	1				
16	6213-614-014-00	GASKET/SPACER	*	1	1				
17	6904-110-840-00	STUD/M8X40	*	2	2				
18	V231-360-804-50	FLANGE BOLT	*	1	1				
19	V231-360-802-00	FLANGE BOLT	*	1	1				
20	3817-401-001-00	NUT/M08	*	1	1				
21	6213-729-013-10	HOSE/RUBBER	*	1	1				
22	J061-210-015-00	CLAMP/WIRE/10-15	*	2	2				
23	6213-716-004-10	HOUSING/THERMOSTAT	*	1	1				
24	6213-743-002-10	GASKET/HOUSING	*	1	1				
25	V231-360-802-00	FLANGE BOLT	*	1	1				
26	V231-360-807-50	FLANGE BOLT	*	1	1				
27	6513-770-022-10	THERMOSTAT	*	1	1				
28	6213-711-003-20	PIPE, WATER OUTLET	*	1	1				
29	V723-102-005-50	O-RING	*	1	1				
30	V231-360-802-50	FLANGE BOLT	*	2	2				

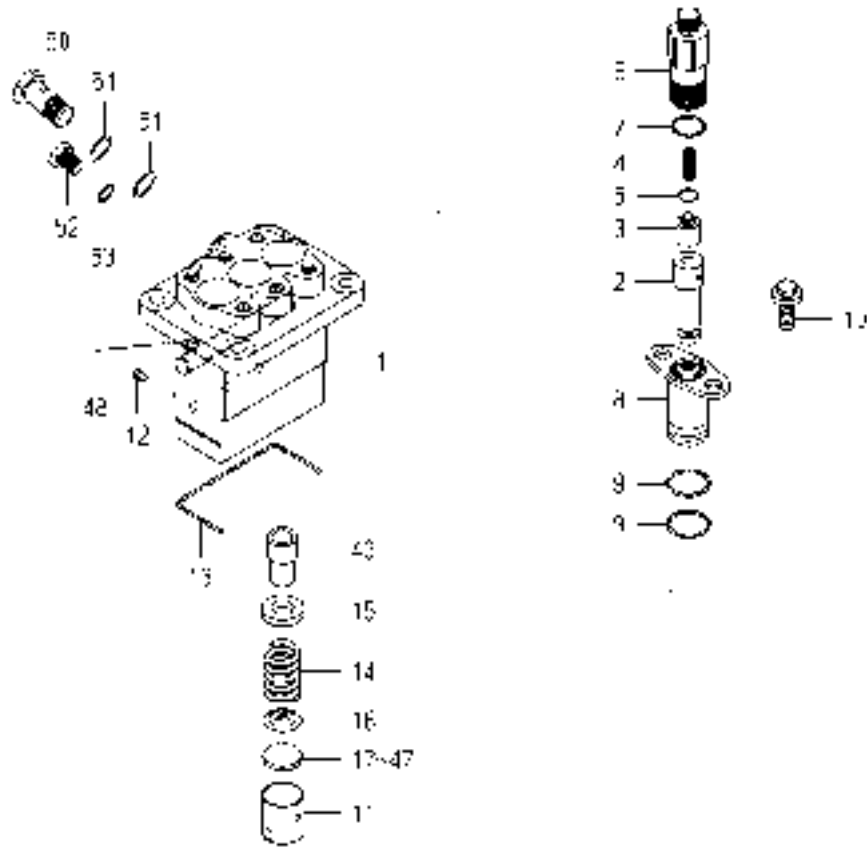
FIG. 24 INJECTION PUMP



6005-511E-0100

KEY	PART CODE	DESCRIPTION	S P C	TYPE OF MODEL		I T C	C O L	G R P	REMARKS
				E3CD WB25	E3CD WB27				
1	6215-600-104-20	INJECTIONPUMP ASSY	*	1	1				FIG 032
2	6219-752-045-00	SHIM/INJECTIONPUMP	*	1	1				
3	6219-752-044-00	SHIM/INJECTIONPUMP	*	1	1				
4	6219-752-046-00	SHIM/INJECTIONPUMP	*	1	1				
5	6219-752-047-00	SHIM/INJECTIONPUMP	*	1	1				
6	V231-360-802-00	FLANGE BOLT	*	2	2				
7	3817-401-001-00	NUT/M08	*	2	2				
8	6215-621-017-10	CAMSHAFT/INJPUMP	*	1	1				
9	6212-524-012-30	GEAR/INJECTIONPUMP	*	1	1				
10	6209-730-005-00	KEY/07X05X09	*	1	1				
11	V600-110-620-30	BEARING,RB/6203	*	1	1				
12	6209-800-010-00	BEARING	*	1	1				
13	6212-535-009-00	PLATE/THRUST/INJPUMP	*	1	1				
14	6901-910-612-00	BOLT,SEMS/M6X12	*	1	1				
15	6215-520-007-10	FLYWEIGHT ASSY	*	1	1				
16	6209-030-043-00	BOLT/M6X10	*	3	3				
17	6215-526-004-00	THRUSTPIECE	*	1	1				
18	6215-541-001-10	ARM/FLOATING COMP	*	1	1				
19	6215-543-002-10	RINK/CONTROL	*	1	1				
20	6215-542-006-00	PIN,CONTROL	*	1	1				
21	V710-140-004-00	RING,SNAP/ 4 E	*	1	1				
22	6215-549-031-10	SPRING/SETTING	*	1	1				
23	6215-531-010-00	SPRING/GOVERNOR	*	1	1				
24	6215-541-045-10	LEVER/CONTROL COMP	*	1	1				
25	V720-101-900-80	O-RING/P 8	*	1	1				
26	6209-580-002-10	SPRING,RETURN	*	1	1				
27	6215-549-076-10	ARM/CONTROL	*	1	1				
28	V301-260-006-00	NUT/M6	*	1	1				
29	V411-260-006-00	WASHER / M6	*	1	1				
30	V401-160-006-00	WASHER,SP/M 6	*	1	1				

**FIG. 32 COMPONENT PARTS
FOR 6215-600-104-20 ON Fig.24**



6215-600-104-2E

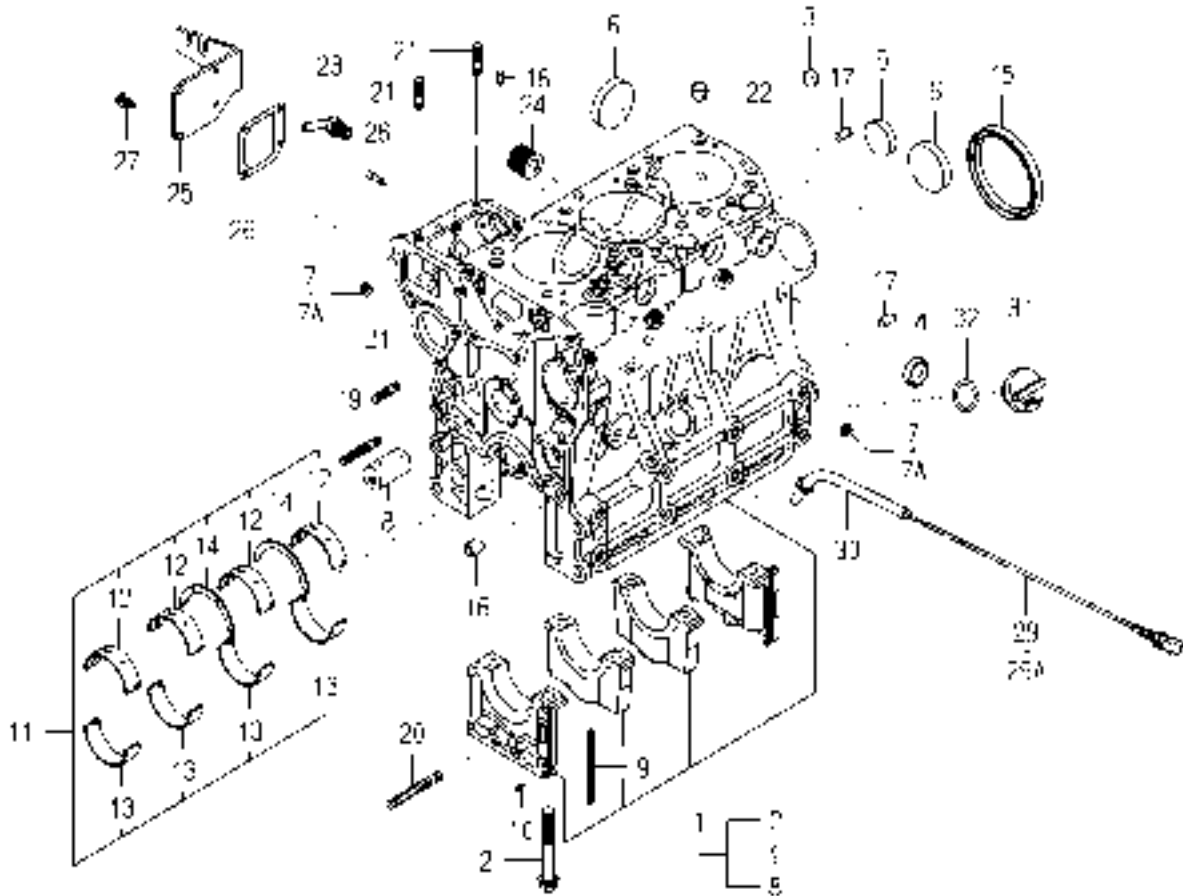
KEY	PART CODE	DESCRIPTION	S P C	TYPE OF MODEL		I T C	C O L	G R P	REMARKS
				E3CD WB25	E3CD WB27				
1	6215-611-015-00	HOUSING/PUMP	*	1	1				
2	6215-631-015-00	PLUNGER ASSY	*	3	3				
3	6215-641-002-00	VALVE,DELIVERY	*	3	3				
4	6215-643-005-00	SPRING/DELIVERYVALVE	*	3	3				
5	6215-649-008-00	GASKET	*	3	3				
6	6215-644-009-00	HOLDER/DELIVERYVALVE	*	3	3				
7	6215-649-014-00	ORING	*	3	3				
8	6215-635-004-00	SLEEVEFLANGE	*	3	3				
9	6215-649-013-00	ORING	*	6	6				
10	6215-649-011-00	BOLT	*	6	6				
11	6215-622-003-00	TAPPET	*	3	3				
12	6215-629-017-00	PIN	*	3	3				
13	6215-629-035-00	SNAPRING	*	1	1				
14	6215-634-003-00	SPRING/PLUNGER	*	3	3				
15	6215-639-008-00	SPRINGSEAT	*	3	3				
16	6215-639-009-00	SPRINGSEAT	*	3	3				
17	6215-629-060-00	PLATE/T=2.60	*	1	1				
18	6215-629-061-00	PLATE/T=2.65	*	1	1				
19	6215-629-062-00	PLATE/T=2.70	*	1	1				
20	6215-629-063-00	PLATE/T=2.75	*	1	1				
21	6215-629-064-00	PLATE/T=2.80	*	1	1				
22	6215-629-065-00	PLATE/T=2.85	*	1	1				
23	6215-629-066-00	PLATE/T=2.90	*	1	1				
24	6215-629-067-00	PLATE/T=2.95	*	1	1				
25	6215-629-036-00	PLATE/T=3.00	*	1	1				
26	6215-629-037-00	PLATE/T=3.05	*	1	1				
27	6215-629-038-00	PLATE/T=3.10	*	1	1				
28	6215-629-039-00	PLATE/T=3.15	*	1	1				
29	6215-629-040-00	PLATE/T=3.20	*	1	1				
30	6215-629-041-00	PLATE/T=3.25	*	1	1				

ENGINE

E3CDWB...TH4335(K-TYPE)

ENGINE

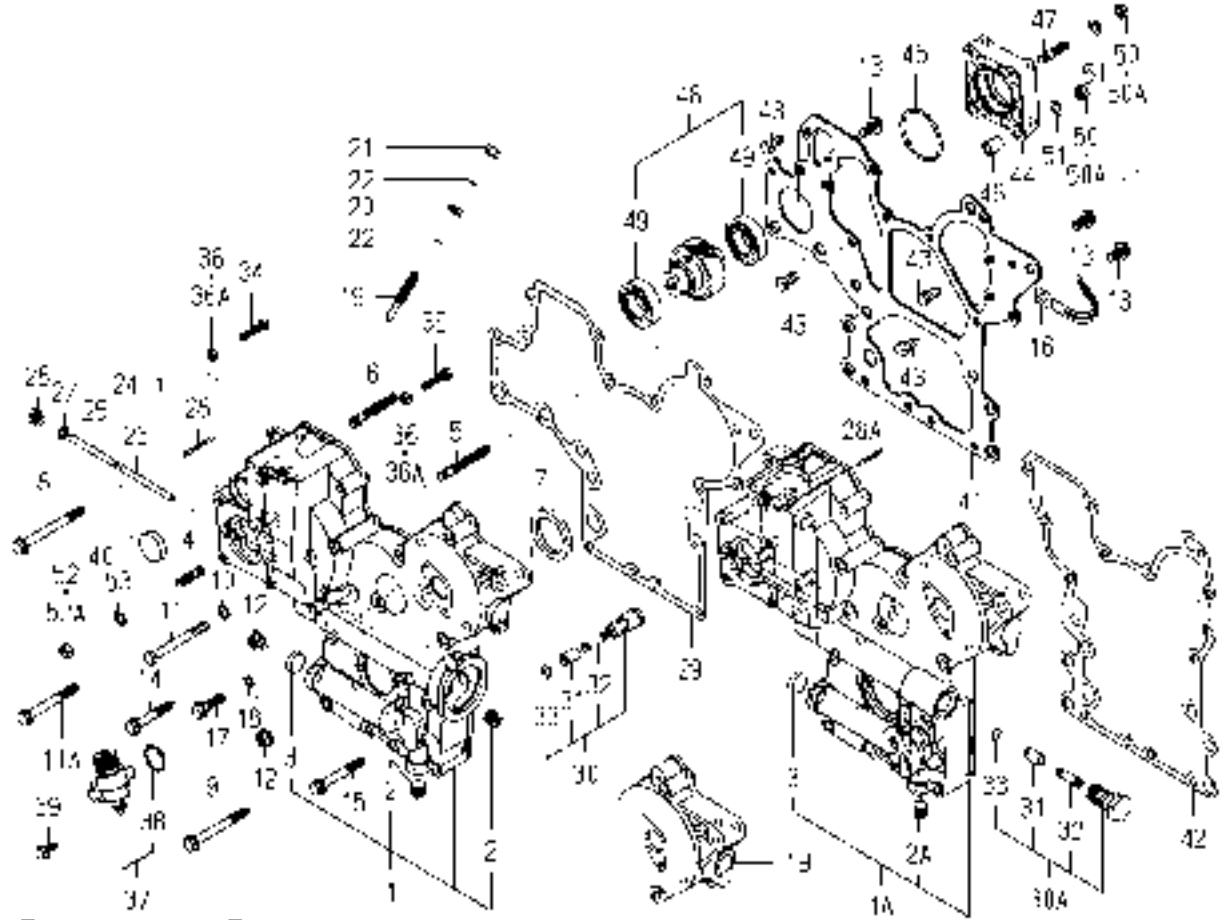
FIG. 6 CYLINDER BLOCK



6005-203A-0100

KEY	PART CODE	DESCRIPTION	S P C	TYPE OF MODEL		I T C	C O L	G R P	REMARKS
				E3CD WB					
1	6211-210-081-00	CYLINDERBLOCK ASSY	*	1					
2	6209-000-006-00	BOLT	*	8					
3	6209-610-007-00	CUP/SEALING/16	*	2					
4	6209-610-001-10	CUP/SEALING/28	*	2					
5	6209-610-009-00	CUP/SEALING/36	*	1					
6	6209-610-003-00	CUP/SEALING/50	*	3					
7	6509-605-019-10	PLUG	*	8					
7A	6209-605-007-00	PLUG/PT1/8	*	8	-199498				
8	6212-531-008-30	PIN/IDLEGEAR	*	1	199499-				
9	6211-258-001-00	SEAL, BEARING CAP	*	4					
10	6211-258-002-00	SEAL, BEARING CAP/7	*	2					
11	6211-510-008-00	BEARING/CRANK SET	*	1					
12	6211-511-007-00	BEARING/CRANK/UPPER	*	4					
13	6211-511-008-00	BEARING/CRANK/LOWER	*	4					
14	6211-599-004-00	BEARING/THRUST/CRANK	*	2					
15	6209-625-003-20	OILSEAL	*	1					
16	6209-749-001-20	PIN/TUBE	*	2					
17	6213-129-006-00	PIN/STRAIGHT	*	2					
18	6209-740-005-00	PIN	*	2					
19	6904-110-840-00	STUD/M8X40	*	1					
20	V251-340-806-00	BOLT/STUD	*	1					
21	6904-110-822-00	STUD	*	3					
22	6294-453-002-00	DOWEL	*	2					
23	6213-721-007-00	PIPE/WATERDRAIN	*	1					
24	6213-319-001-00	CONNECTOR, OIL FILTER	*	1					
25	6211-291-015-20	COVER/INJECTIONPUMP	*	1					
26	6211-292-001-20	GASKET/COVER	*	1					
27	V230-360-601-20	FLANGE BOLT	*	4					
28	6215-549-013-00	PIN	*	1					
29	6211-760-046-10	LEVELGAGE	*	1	-202476				

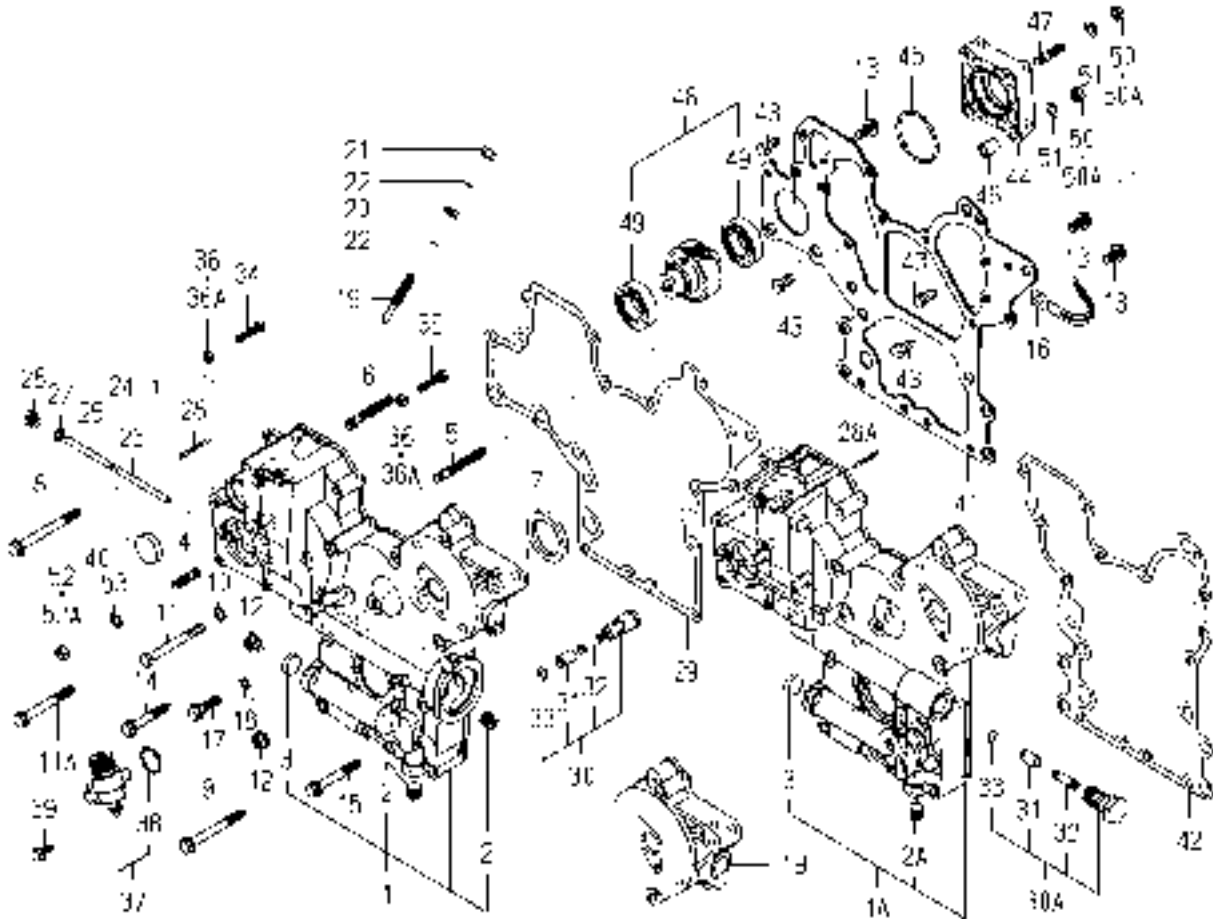
FIG. 10 TIMING GEAR CASE



6005-240Z-0100,6005-240Z-0200

KEY	PART CODE	DESCRIPTION	S P C	TYPE OF MODEL		I T C	C O L	G R P	REMARKS
				E3CD WB					
1	6211-310-009-60	GEARCASE ASSY	*	1	-180883				
1A	6211-310-009-70	GEARCASE ASSY	*	1	-192032	3			
1B	6211-310-009-80	GEARCASE ASSY	*	1	192033-	1			
2	6209-605-003-10	PLUG/PT1/4	*	2	-180883				
2A	6209-605-003-10	PLUG/PT1/4	*	1	180884-				
3	6209-610-004-00	CUP/SEALING/20	*	1					
4	6904-110-822-00	STUD	*	4					
5	6904-110-855-00	STUD	*	2					
6	6904-110-850-00	STUD	*	1					
7	6209-625-002-00	SEAL,OIL	*	1					
8	V231-360-808-50	FLANGE BOLT	*	1					
9	V231-360-807-50	FLANGE BOLT	*	1					
10	6209-500-006-00	WASHER/08X16X1.2	*	1	-181192				
11	V201-360-807-50	BOLT	*	1	-181192				
11A	V231-360-807-00	FLANGE BOLT	*	1	181193-				
12	3817-401-001-00	NUT/M08	*	2					
13	V231-360-801-60	FLANGE BOLT	*	3					
14	V231-360-805-00	FLANGE BOLT	*	3					
15	V231-360-806-00	FLANGE BOLT	*	4					
16	1650-650-015-00	CLAMP	*	1					
17	V231-360-803-00	FLANGE BOLT	*	1					
18	6209-500-003-00	WASHER/08X14X01	*	1					
19	6215-546-003-10	STOPPER/FULLLOAD	*	1					
20	6209-409-001-00	NUT/M8	*	1					
21	V341-120-008-00	NUT,CAP/M 8	*	1					
22	6209-920-002-00	PACKING	*	2					
23	6215-542-004-20	PIN/ARM	*	1					
24	P117-303-003-00	PIN/SNAP	*	2					
25	6215-542-005-10	PIN	*	1					
26	6209-600-004-00	PLUG/SCREW	*	1					

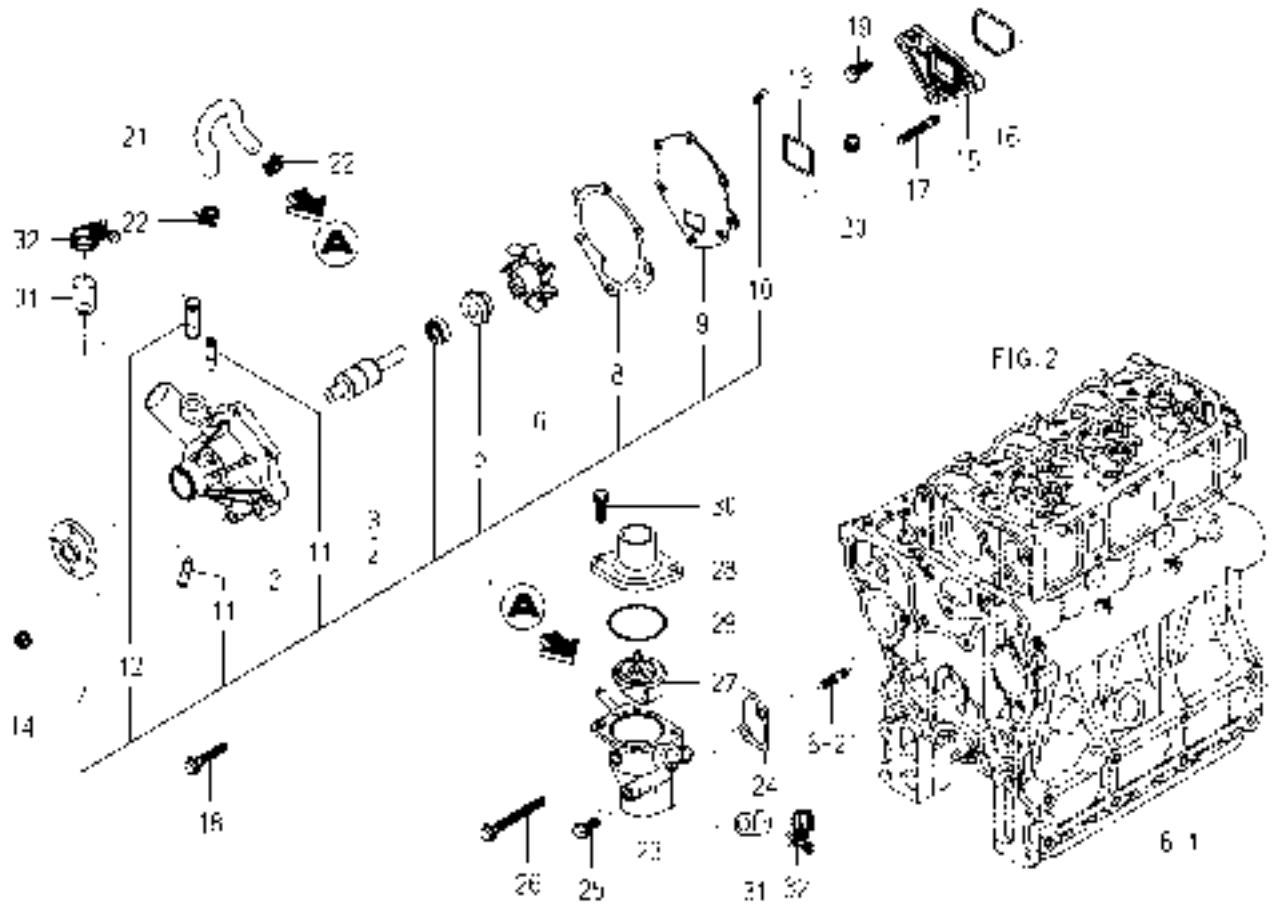
FIG. 10 TIMING GEAR CASE



6005-240Z-0100,6005-240Z-0200

KEY	PART CODE	DESCRIPTION	S P C	TYPE OF MODEL		I T C	C O L	G R P	REMARKS
				E3CD WB					
27	6209-500-003-00	WASHER/08X14X01	*	1					
28	6209-740-001-00	PIN,GROOVE	*	1	-181035				
28A	6209-740-006-00	PIN/GROOVE	*	1	181036-				
29	6211-312-005-10	GASKET/GEARCASE	*	1					
30	6213-160-003-10	VALVE/RELIEF ASSY	*	1	-181192				
30A	6213-160-005-00	VALVE/RELIEF ASSY	*	1	181193-				
31	6213-161-003-10	PISTON/VALVE/RELIEF	*	1					
32	6213-164-001-00	SPRING/RELIEF VALVE	*	1					
33	V705-140-012-00	RING,SNAP/12 C	*	1					
34	6209-050-001-00	BOLT/M6	*	1					
35	6209-050-002-00	BOLT/M6	*	1					
36	6909-110-406-00	NUT	*	2	-178577				
36A	V301-260-006-00	NUT/M6	*	2	178578-				
37	6219-310-003-20	DRIVE/TACHOMETE ASSY	*	1					
38	V723-102-002-40	RING/O	*	1					
39	V230-360-601-60	FLANGEBOLT	*	2					
40	3625-540-004-00	CAP,BLANK/30	*	1	-181192				
41	6211-311-013-20	PLATE/FRONT	*	1					
42	6211-312-006-10	GASKET/PLATE	*	1					
43	6902-050-816-00	BOLT	*	4					
44	6211-319-003-00	SPACER	*	1					
45	V723-102-005-00	O-RING 1A S50	*	1					
46	6209-749-001-20	PIN/TUBE	*	2					
47	6904-110-822-00	STUD	*	1					
48	6212-530-017-00	SHAFT/HYDRAULIC ASSY	*	1					
49	6209-800-011-00	BEARING	*	2					
50	6909-110-408-00	NUT/M8	*	4	-178577				
50A	V304-260-008-00	NUT	*	4	178578-				
51	V401-160-008-00	WASHER,SP/M 8	*	4					
52	6909-110-408-00	NUT/M8	*	4	-178577				

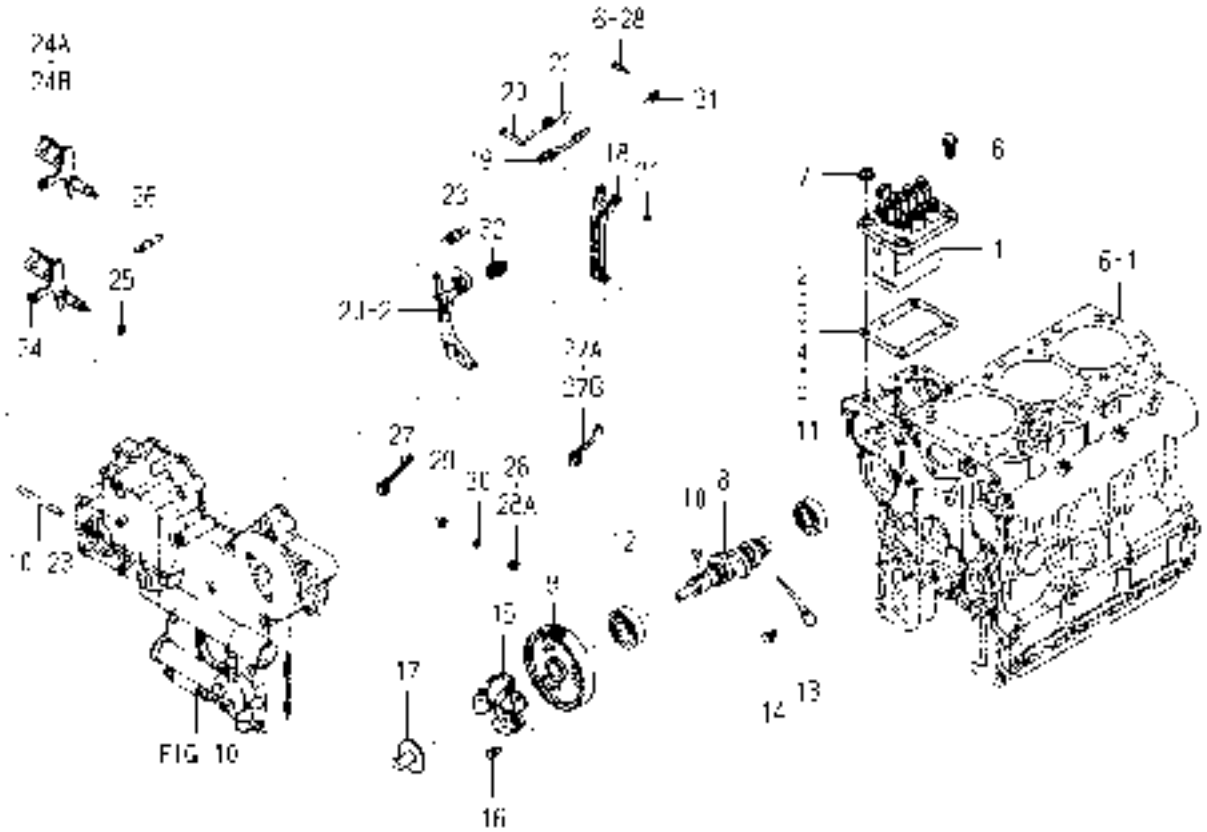
FIG. 18 WATER PUMP



6005-420F-0100

KEY	PART CODE	DESCRIPTION	S P C	TYPE OF MODEL		I T C	C O L	G R P	REMARKS
				E3CD WB					
1	6213-610-011-10	WATERPUMP ASSY	*	1					
2	6213-611-006-00	BODY/WATERPUMP	*	1					
3	6213-631-002-00	BEARING/WATER PUMP	*	1					
4	6213-631-005-00	BEARING/WATERPUMP	*	1					
5	6213-622-002-10	SEAL SET/WATER PUMP	*	1					
6	6213-621-003-00	ROTOR/WATERPUMP	*	1					
7	6213-642-002-00	SEAL/WATER PUMPPULLE	*	1					
8	6213-613-002-10	GASKET	*	1					
9	6213-612-004-00	PLATE/WATER PUMP	*	1					
10	6213-619-003-00	SCREW/WATER PUMP	*	3					
11	6213-619-002-00	PIPE/WATER PUMP	*	2					
12	6213-619-009-00	PIPE/WATERPUMP	*	1					
13	6213-614-013-00	GASKET/WATERPUMP	*	1					
14	3817-401-001-00	NUT/M08	*	2					
15	6213-619-006-00	SPACER/WATERPUMP	*	1					
16	6213-614-014-00	GASKET/SPACER	*	1					
17	6904-110-840-00	STUD/M8X40	*	2					
18	V231-360-804-50	FLANGE BOLT	*	1					
19	V231-360-802-00	FLANGE BOLT	*	1					
20	3817-401-001-00	NUT/M08	*	1					
21	6213-729-013-10	HOSE/RUBBER	*	1					
22	J061-210-015-00	CLAMP/WIRE/10-15	*	2					
23	6213-716-004-10	HOUSING/THERMOSTAT	*	1					
24	6213-743-002-10	GASKET/HOUSING	*	1					
25	V231-360-802-00	FLANGE BOLT	*	1					
26	V231-360-807-50	FLANGE BOLT	*	1					
27	6513-770-022-10	THERMOSTAT	*	1					
28	6213-711-003-20	PIPE, WATER OUTLET	*	1					
29	V723-102-005-50	O-RING	*	1					
30	V231-360-802-50	FLANGE BOLT	*	2					

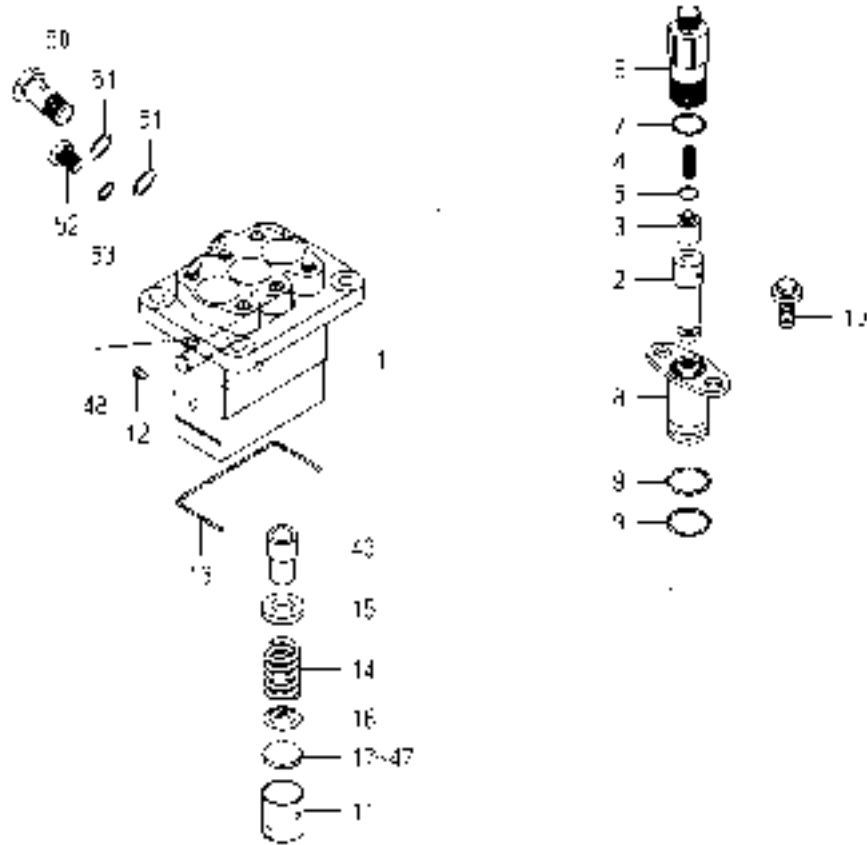
FIG. 21 INJECTION PUMP



6005-511E-0100

KEY	PART CODE	DESCRIPTION	S P C	TYPE OF MODEL		I T C	C O L	G R P	REMARKS
				E3CD WB					
1	6215-600-104-20	INJECTIONPUMP ASSY	*	1					FIG 028
2	6219-752-045-00	SHIM/INJECTIONPUMP	*	1					
3	6219-752-044-00	SHIM/INJECTIONPUMP	*	1					
4	6219-752-046-00	SHIM/INJECTIONPUMP	*	1					
5	6219-752-047-00	SHIM/INJECTIONPUMP	*	1					
6	V231-360-802-00	FLANGEBOLT	*	2					
7	3817-401-001-00	NUT/M08	*	2					
8	6215-621-017-10	CAMSHAFT/INJPUMP	*	1					
9	6212-524-012-30	GEAR/INJECTIONPUMP	*	1					
10	6209-730-005-00	KEY/07X05X09	*	1					
11	V600-110-620-30	BEARING,RB/6203	*	1					
12	6209-800-010-00	BEARING	*	1					
13	6212-535-009-00	PLATE/THRUST/INJPUMP	*	1					
14	6901-910-612-00	BOLT,SEMS/M6X12	*	1					
15	6215-520-007-10	FLYWEIGHT ASSY	*	1					
16	6209-030-043-00	BOLT/M6X10	*	3					
17	6215-526-004-00	THRUSTPIECE	*	1					
18	6215-541-001-10	ARM/FLOATING COMP	*	1					
19	6215-543-002-10	RINK/CONTROL	*	1					
20	6215-542-006-00	PIN,CONTROL	*	1					
21	V710-140-004-00	RING,SNAP/ 4 E	*	1					
22	6215-549-031-10	SPRING/SETTING	*	1					
23	6215-531-010-00	SPRING/GOVERNOR	*	1					
24	6215-541-024-30	LEVER/CONTROL COMP	*	1	-180963				
24A	6215-541-045-00	LEVER/CONTROL COMP	*	1	-191056				
24B	6215-541-045-10	LEVER/CONTROL COMP	*	1	191057-		3		
25	V720-101-900-80	O-RING/P 8	*	1					
26	6209-580-002-10	SPRING,RETURN	*	1					
27	6215-549-007-10	ARM/CONTROL	*	1	-180963				
27A	6215-549-076-00	ARM/CONTROL	*	1	-183522				

FIG. 28 COMPONENT PARTS FOR 6215-600-104-20 ON Fig.20



6215-600-104-2E

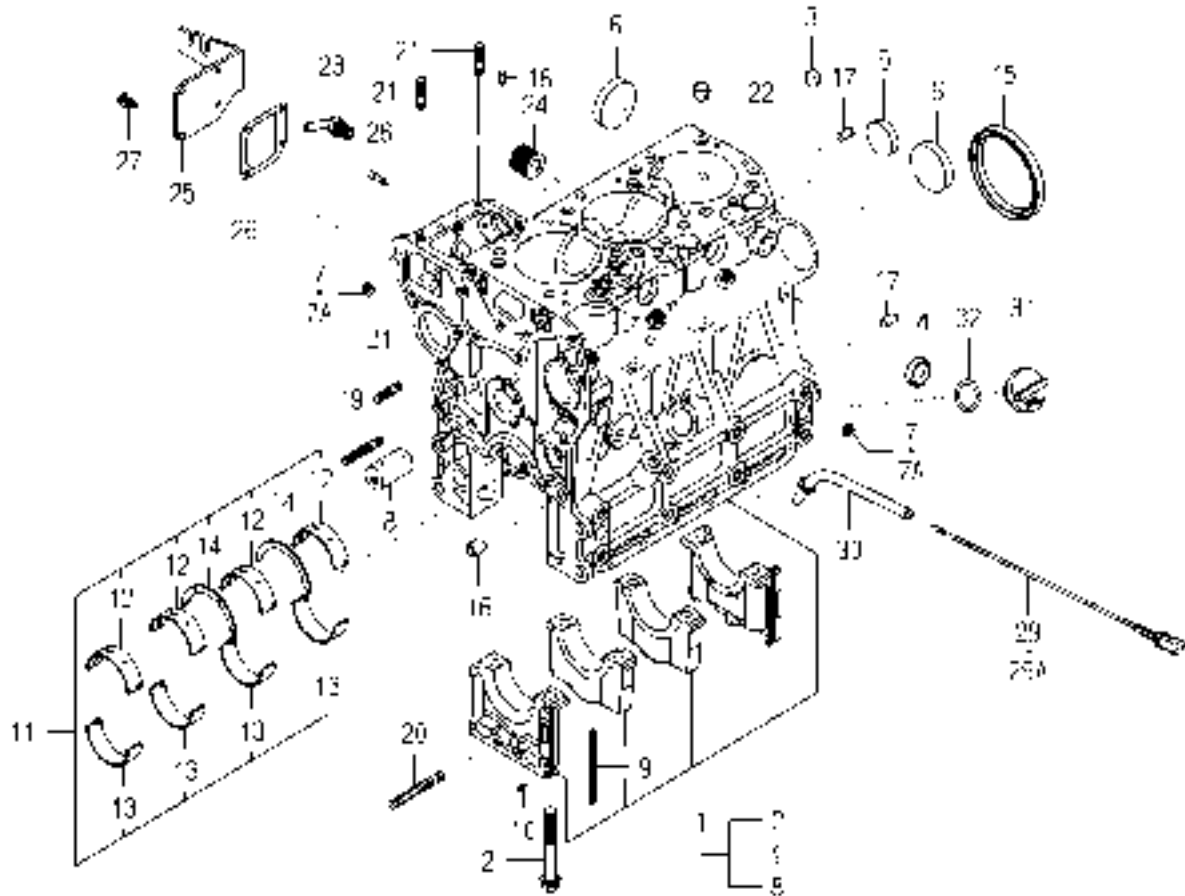
KEY	PART CODE	DESCRIPTION	S P C	TYPE OF MODEL		I T C	C O L	G R P	REMARKS
				E3CD WB					
1	6215-611-015-00	HOUSING/PUMP	*	1					
2	6215-631-015-00	PLUNGER ASSY	*	3					
3	6215-641-002-00	VALVE,DELIVERY	*	3					
4	6215-643-005-00	SPRING/DELIVERYVALVE	*	3					
5	6215-649-008-00	GASKET	*	3					
6	6215-644-009-00	HOLDER/DELIVERYVALVE	*	3					
7	6215-649-014-00	ORING	*	3					
8	6215-635-004-00	SLEEVEFLANGE	*	3					
9	6215-649-013-00	ORING	*	6					
10	6215-649-011-00	BOLT	*	6					
11	6215-622-003-00	TAPPET	*	3					
12	6215-629-017-00	PIN	*	3					
13	6215-629-035-00	SNAPRING	*	1					
14	6215-634-003-00	SPRING/PLUNGER	*	3					
15	6215-639-008-00	SPRINGSEAT	*	3					
16	6215-639-009-00	SPRINGSEAT	*	3					
17	6215-629-060-00	PLATE/T=2.60	*	1					
18	6215-629-061-00	PLATE/T=2.65	*	1					
19	6215-629-062-00	PLATE/T=2.70	*	1					
20	6215-629-063-00	PLATE/T=2.75	*	1					
21	6215-629-064-00	PLATE/T=2.80	*	1					
22	6215-629-065-00	PLATE/T=2.85	*	1					
23	6215-629-066-00	PLATE/T=2.90	*	1					
24	6215-629-067-00	PLATE/T=2.95	*	1					
25	6215-629-036-00	PLATE/T=3.00	*	1					
26	6215-629-037-00	PLATE/T=3.05	*	1					
27	6215-629-038-00	PLATE/T=3.10	*	1					
28	6215-629-039-00	PLATE/T=3.15	*	1					
29	6215-629-040-00	PLATE/T=3.20	*	1					
30	6215-629-041-00	PLATE/T=3.25	*	1					

ENGINE

E3CDWB01...TH4295(K-TYPE)

ENGINE

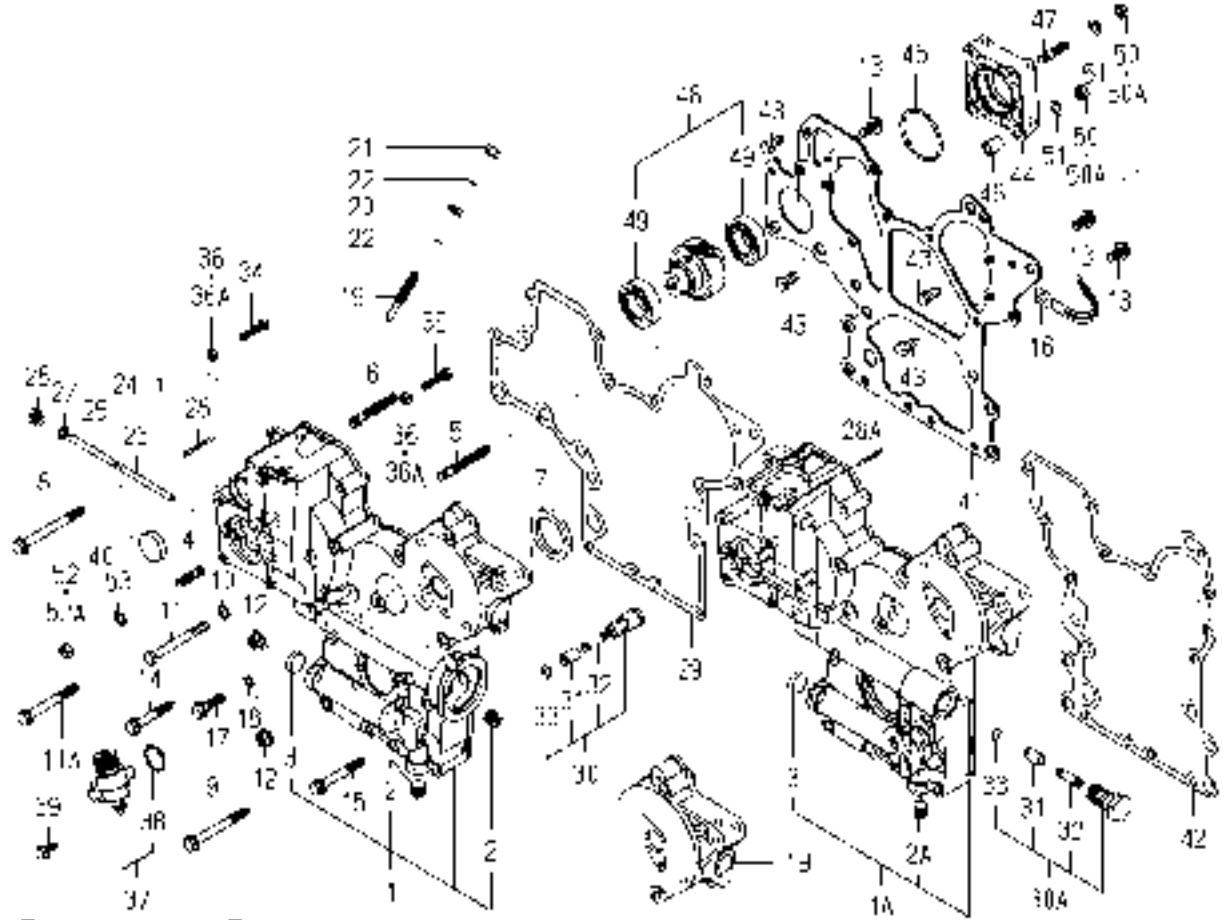
FIG. 6 CYLINDER BLOCK



6005-203V-0100

KEY	PART CODE	DESCRIPTION	S P C	TYPE OF MODEL		I T C	C O L	G R P	REMARKS
				E3CD WB01					
1	6211-210-081-00	CYLINDERBLOCK ASSY	*	1					
2	6209-000-006-00	BOLT	*	8					
3	6209-610-007-00	CUP/SEALING/16	*	2					
4	6209-610-001-10	CUP/SEALING/28	*	2					
5	6209-610-009-00	CUP/SEALING/36	*	1					
6	6209-610-003-00	CUP/SEALING/50	*	3					
7	6509-605-019-10	PLUG	*	8					
7A	6209-605-007-00	PLUG/PT1/8	*	8	-199498				
8	6212-531-008-30	PIN/IDLEGEAR	*	1	199499-				
9	6211-258-001-00	SEAL, BEARING CAP	*	4					
10	6211-258-002-00	SEAL, BEARING CAP/7	*	2					
11	6211-510-008-00	BEARING/CRANK SET	*	1					
12	6211-511-007-00	BEARING/CRANK/UPPER	*	4					
13	6211-511-008-00	BEARING/CRANK/LOWER	*	4					
14	6211-599-004-00	BEARING/THRUST/CRANK	*	2					
15	6209-625-003-20	OILSEAL	*	1					
16	6209-749-001-20	PIN/TUBE	*	2					
17	6213-129-006-00	PIN/STRAIGHT	*	2					
18	6209-740-005-00	PIN	*	2					
19	6904-110-840-00	STUD/M8X40	*	1					
20	V251-340-806-00	BOLT/STUD	*	1					
21	6904-110-822-00	STUD	*	3					
22	6294-453-002-00	DOWEL	*	2					
23	6213-721-007-00	PIPE/WATERDRAIN	*	1					
24	6213-319-001-00	CONNECTOR, OIL FILTER	*	1					
25	6211-291-015-20	COVER/INJECTIONPUMP	*	1					
26	6211-292-001-20	GASKET/COVER	*	1					
27	V230-360-601-20	FLANGE BOLT	*	4					
28	6215-549-013-00	PIN	*	1					
29	6211-760-052-00	LEVELGAGE	*	1	-203254				

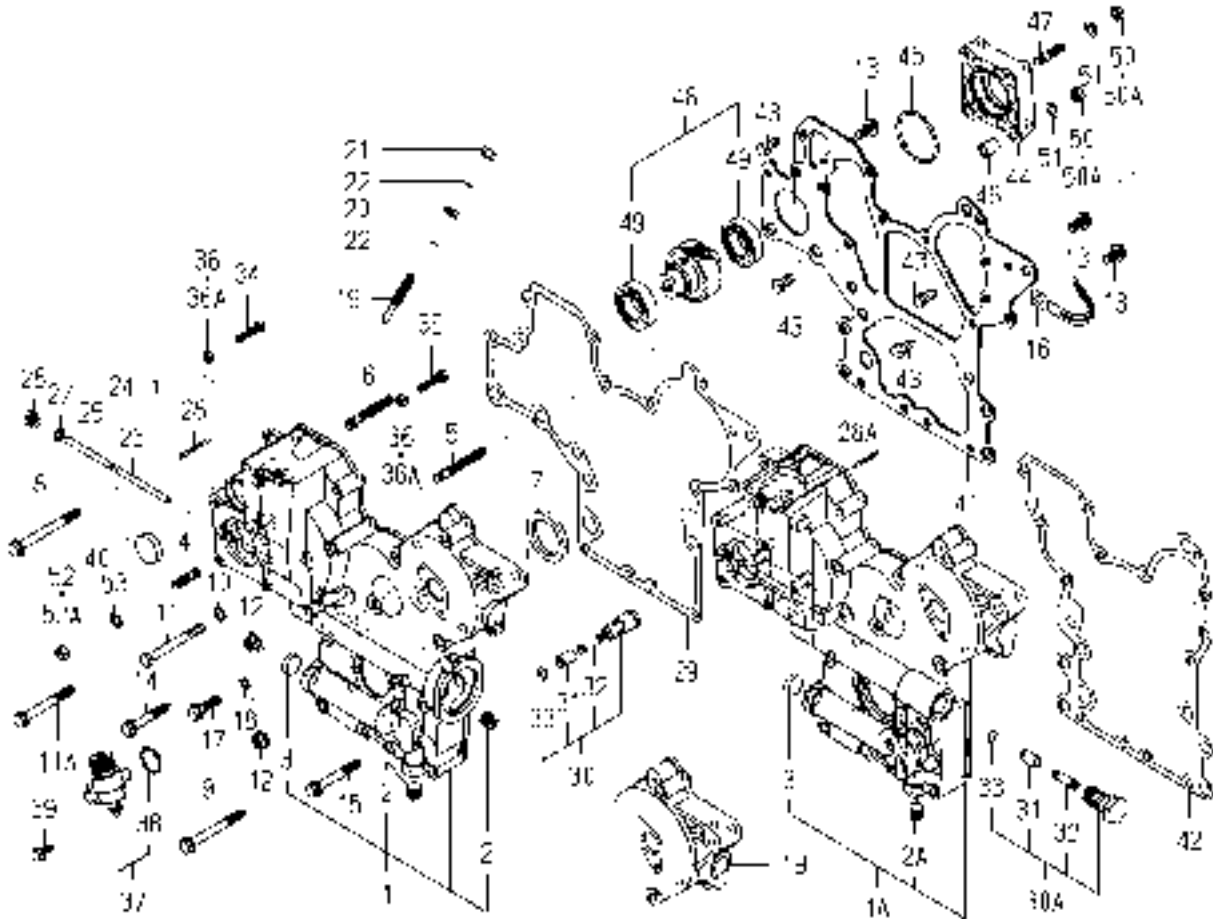
FIG. 10 TIMING GEAR CASE



6005-240Z-0100,6005-240Z-0200

KEY	PART CODE	DESCRIPTION	S P C	TYPE OF MODEL		I T C	C O L	G R P	REMARKS
				E3CD	WB01				
1	6211-310-009-60	GEARCASE ASSY	*	1	-180883				
1A	6211-310-009-70	GEARCASE ASSY	*	1	-192032	3			
1B	6211-310-009-80	GEARCASE ASSY	*	1	192033-	1			
2	6209-605-003-10	PLUG/PT1/4	*	2	-180883				
2A	6209-605-003-10	PLUG/PT1/4	*	1	180884-				
3	6209-610-004-00	CUP/SEALING/20	*	1					
4	6904-110-822-00	STUD	*	4					
5	6904-110-855-00	STUD	*	2					
6	6904-110-850-00	STUD	*	1					
7	6209-625-002-00	SEAL,OIL	*	1					
8	V231-360-808-50	FLANGE BOLT	*	1					
9	V231-360-807-50	FLANGE BOLT	*	1					
10	6209-500-006-00	WASHER/08X16X1.2	*	1	-181192				
11	V201-360-807-50	BOLT	*	1	-181192				
11A	V231-360-807-00	FLANGE BOLT	*	1	181193-				
12	3817-401-001-00	NUT/M08	*	2					
13	V231-360-801-60	FLANGE BOLT	*	3					
14	V231-360-805-00	FLANGE BOLT	*	3					
15	V231-360-806-00	FLANGE BOLT	*	4					
16	1650-650-015-00	CLAMP	*	1					
17	V231-360-803-00	FLANGE BOLT	*	1					
18	6209-500-003-00	WASHER/08X14X01	*	1					
19	6215-546-003-10	STOPPER/FULLLOAD	*	1					
20	6209-409-001-00	NUT/M8	*	1					
21	V341-120-008-00	NUT,CAP/M 8	*	1					
22	6209-920-002-00	PACKING	*	2					
23	6215-542-004-20	PIN/ARM	*	1					
24	P117-303-003-00	PIN/SNAP	*	2					
25	6215-542-005-10	PIN	*	1					
26	6209-600-004-00	PLUG/SCREW	*	1					

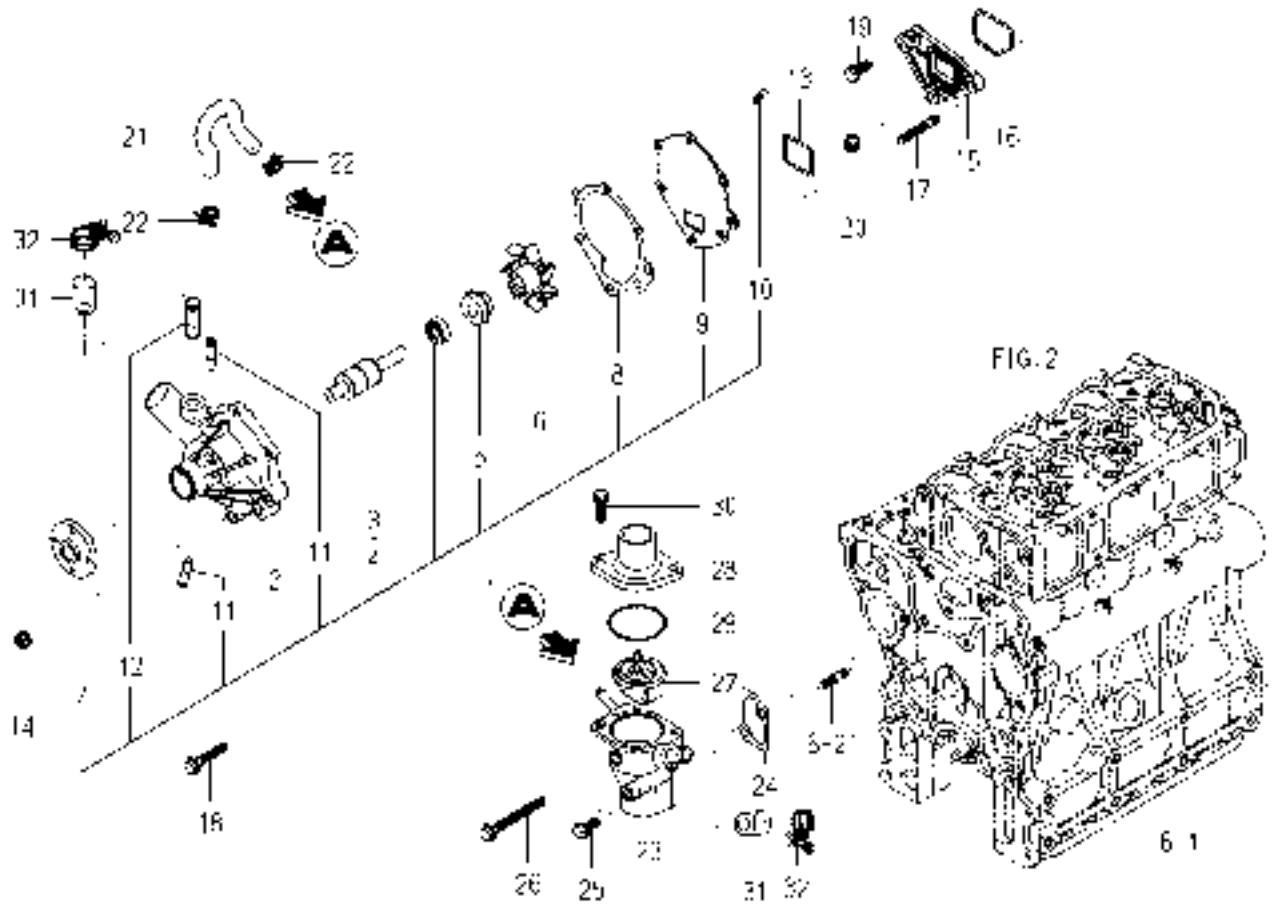
FIG. 10 TIMING GEAR CASE



6005-240Z-0100,6005-240Z-0200

KEY	PART CODE	DESCRIPTION	S P C	TYPE OF MODEL		I T C	C O L	G R P	REMARKS
				E3CD	WB01				
27	6209-500-003-00	WASHER/08X14X01	*	1					
28	6209-740-001-00	PIN,GROOVE	*	1	-181035				
28A	6209-740-006-00	PIN/GROOVE	*	1	181036-				
29	6211-312-005-10	GASKET/GEARCASE	*	1					
30	6213-160-003-10	VALVE/RELIEF ASSY	*	1	-181192				
30A	6213-160-005-00	VALVE/RELIEF ASSY	*	1	181193-				
31	6213-161-003-10	PISTON/VALVE/RELIEF	*	1					
32	6213-164-001-00	SPRING/RELIEF VALVE	*	1					
33	V705-140-012-00	RING,SNAP/12 C	*	1					
34	6209-050-001-00	BOLT/M6	*	1					
35	6209-050-002-00	BOLT/M6	*	1					
36	6909-110-406-00	NUT	*	2	-178577				
36A	V301-260-006-00	NUT/M6	*	2	178578-				
37	6219-310-003-20	DRIVE/TACHOMETE ASSY	*	1					
38	V723-102-002-40	RING/O	*	1					
39	V230-360-601-60	FLANGEBOLT	*	2					
40	3625-540-004-00	CAP,BLANK/30	*	1	-181192				
41	6211-311-013-20	PLATE/FRONT	*	1					
42	6211-312-006-10	GASKET/PLATE	*	1					
43	6902-050-816-00	BOLT	*	4					
44	6211-319-003-00	SPACER	*	1					
45	V723-102-005-00	O-RING 1A S50	*	1					
46	6209-749-001-20	PIN/TUBE	*	2					
47	6904-110-822-00	STUD	*	1					
48	6212-530-017-00	SHAFT/HYDRAULIC ASSY	*	1					
49	6209-800-011-00	BEARING	*	2					
50	6909-110-408-00	NUT/M8	*	4	-178577				
50A	V304-260-008-00	NUT	*	4	178578-				
51	V401-160-008-00	WASHER,SP/M 8	*	4					
52	6909-110-408-00	NUT/M8	*	4	-178577				

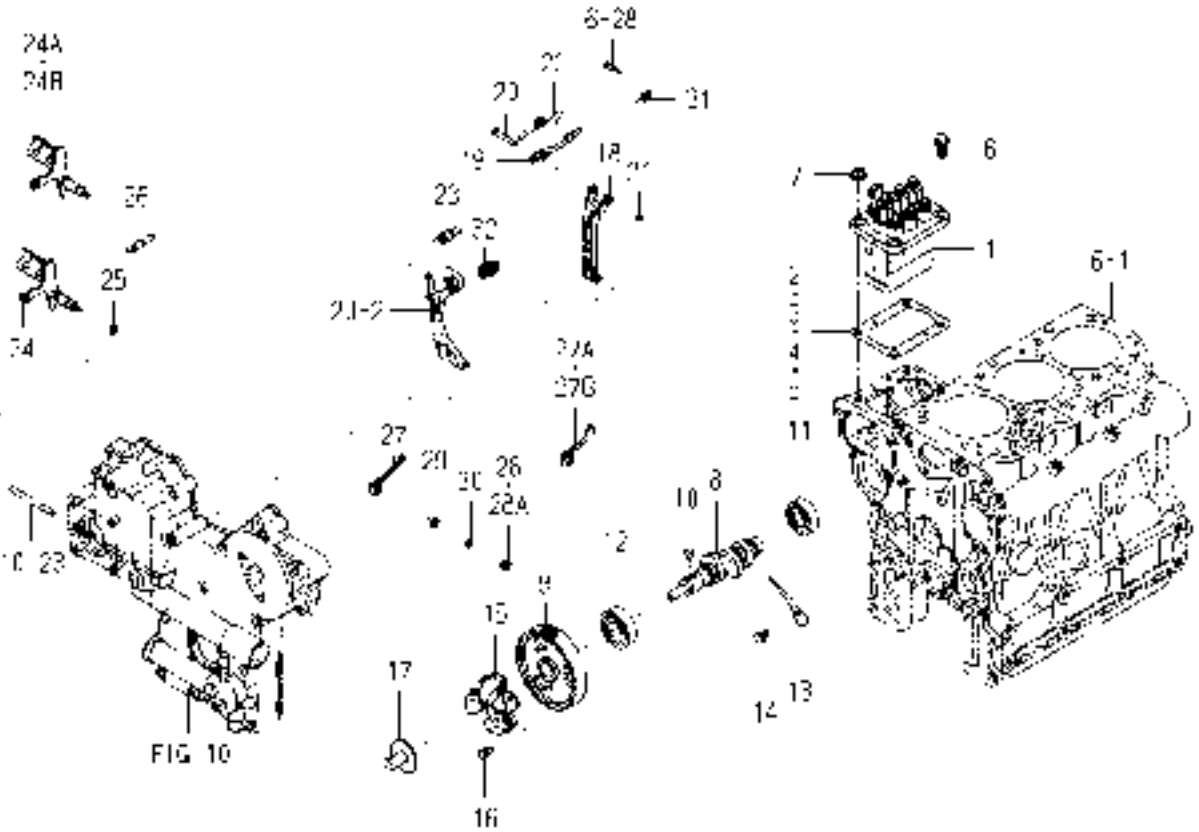
FIG. 18 WATER PUMP



6005-420F-0100

KEY	PART CODE	DESCRIPTION	S P C	TYPE OF MODEL		I T C	C O L	G R P	REMARKS
				E3CD WB01					
1	6213-610-011-10	WATERPUMP ASSY	*	1					
2	6213-611-006-00	BODY/WATERPUMP	*	1					
3	6213-631-002-00	BEARING/WATER PUMP	*	1					
4	6213-631-005-00	BEARING/WATERPUMP	*	1					
5	6213-622-002-10	SEAL SET/WATER PUMP	*	1					
6	6213-621-003-00	ROTOR/WATERPUMP	*	1					
7	6213-642-002-00	SEAL/WATER PUMPPULLE	*	1					
8	6213-613-002-10	GASKET	*	1					
9	6213-612-004-00	PLATE/WATER PUMP	*	1					
10	6213-619-003-00	SCREW/WATER PUMP	*	3					
11	6213-619-002-00	PIPE/WATER PUMP	*	2					
12	6213-619-009-00	PIPE/WATERPUMP	*	1					
13	6213-614-013-00	GASKET/WATERPUMP	*	1					
14	3817-401-001-00	NUT/M08	*	2					
15	6213-619-006-00	SPACER/WATERPUMP	*	1					
16	6213-614-014-00	GASKET/SPACER	*	1					
17	6904-110-840-00	STUD/M8X40	*	2					
18	V231-360-804-50	FLANGE BOLT	*	1					
19	V231-360-802-00	FLANGE BOLT	*	1					
20	3817-401-001-00	NUT/M08	*	1					
21	6213-729-013-10	HOSE/RUBBER	*	1					
22	J061-210-015-00	CLAMP/WIRE/10-15	*	2					
23	6213-716-004-10	HOUSING/THERMOSTAT	*	1					
24	6213-743-002-10	GASKET/HOUSING	*	1					
25	V231-360-802-00	FLANGE BOLT	*	1					
26	V231-360-807-50	FLANGE BOLT	*	1					
27	6513-770-022-10	THERMOSTAT	*	1					
28	6213-711-003-20	PIPE, WATER OUTLET	*	1					
29	V723-102-005-50	O-RING	*	1					
30	V231-360-802-50	FLANGE BOLT	*	2					

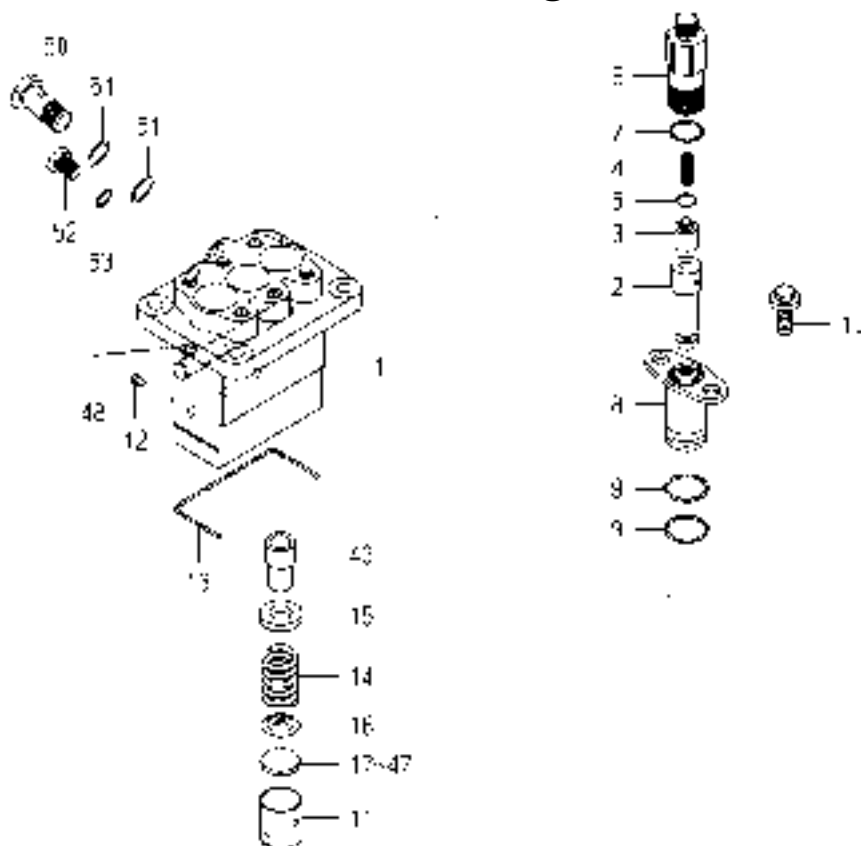
FIG. 21 INJECTION PUMP



6005-511E-0100

KEY	PART CODE	DESCRIPTION	S P C	TYPE OF MODEL		I T C	C O L	G R P	REMARKS
				E3CD WB01					
1	6215-600-104-20	INJECTIONPUMP ASSY	*	1					FIG 029
2	6219-752-045-00	SHIM/INJECTIONPUMP	*	1					
3	6219-752-044-00	SHIM/INJECTIONPUMP	*	1					
4	6219-752-046-00	SHIM/INJECTIONPUMP	*	1					
5	6219-752-047-00	SHIM/INJECTIONPUMP	*	1					
6	V231-360-802-00	FLANGE BOLT	*	2					
7	3817-401-001-00	NUT/M08	*	2					
8	6215-621-017-10	CAMSHAFT/INJPUMP	*	1					
9	6212-524-012-30	GEAR/INJECTIONPUMP	*	1					
10	6209-730-005-00	KEY/07X05X09	*	1					
11	V600-110-620-30	BEARING,RB/6203	*	1					
12	6209-800-010-00	BEARING	*	1					
13	6212-535-009-00	PLATE/THRUST/INJPUMP	*	1					
14	6901-910-612-00	BOLT,SEMS/M6X12	*	1					
15	6215-520-007-10	FLYWEIGHT ASSY	*	1					
16	6209-030-043-00	BOLT/M6X10	*	3					
17	6215-526-004-00	THRUSTPIECE	*	1					
18	6215-541-001-10	ARM/FLOATING COMP	*	1					
19	6215-543-002-10	RINK/CONTROL	*	1					
20	6215-542-006-00	PIN,CONTROL	*	1					
21	V710-140-004-00	RING,SNAP/ 4 E	*	1					
22	6215-549-031-10	SPRING/SETTING	*	1					
23	6215-531-010-00	SPRING/GOVERNOR	*	1					
24	6215-541-024-30	LEVER/CONTROL COMP	*	1	-180963				
24A	6215-541-045-00	LEVER/CONTROL COMP	*	1	-191056				
24B	6215-541-045-10	LEVER/CONTROL COMP	*	1	191057-		3		
25	V720-101-900-80	O-RING/P 8	*	1					
26	6209-580-002-10	SPRING,RETURN	*	1					
27	6215-549-007-10	ARM/CONTROL	*	1	-180963				
27A	6215-549-076-00	ARM/CONTROL	*	1	-183522				

**FIG. 29 COMPONENT PARTS
FOR 6215-600-104-20 ON Fig.21**



6215-600-104-2E

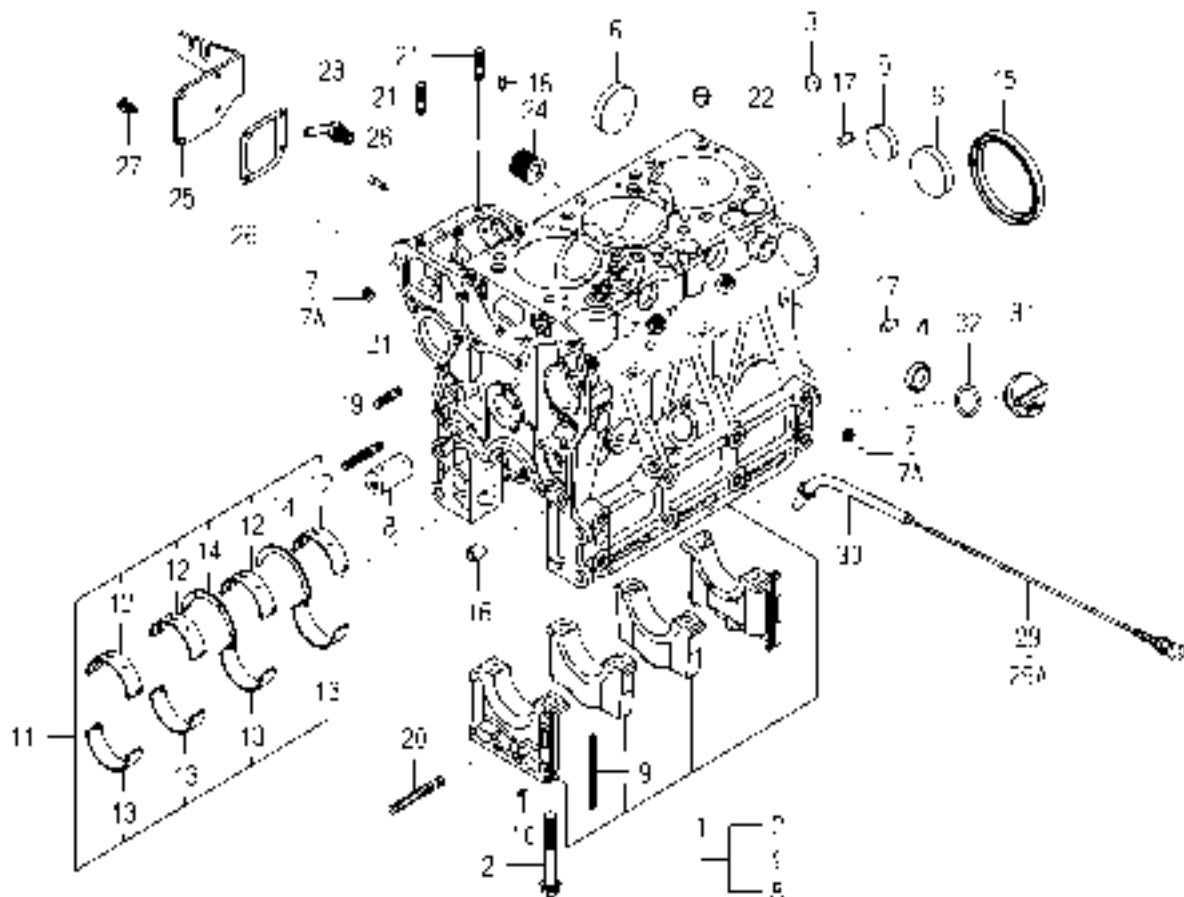
KEY	PART CODE	DESCRIPTION	S P C	TYPE OF MODEL		I T C	C O L	G R P	REMARKS
				E3CD WB01					
1	6215-611-015-00	HOUSING/PUMP	*	1					
2	6215-631-015-00	PLUNGER ASSY	*	3					
3	6215-641-002-00	VALVE,DELIVERY	*	3					
4	6215-643-005-00	SPRING/DELIVERYVALVE	*	3					
5	6215-649-008-00	GASKET	*	3					
6	6215-644-009-00	HOLDER/DELIVERYVALVE	*	3					
7	6215-649-014-00	ORING	*	3					
8	6215-635-004-00	SLEEVEFLANGE	*	3					
9	6215-649-013-00	ORING	*	6					
10	6215-649-011-00	BOLT	*	6					
11	6215-622-003-00	TAPPET	*	3					
12	6215-629-017-00	PIN	*	3					
13	6215-629-035-00	SNAPRING	*	1					
14	6215-634-003-00	SPRING/PLUNGER	*	3					
15	6215-639-008-00	SPRINGSEAT	*	3					
16	6215-639-009-00	SPRINGSEAT	*	3					
17	6215-629-060-00	PLATE/T=2.60	*	1					
18	6215-629-061-00	PLATE/T=2.65	*	1					
19	6215-629-062-00	PLATE/T=2.70	*	1					
20	6215-629-063-00	PLATE/T=2.75	*	1					
21	6215-629-064-00	PLATE/T=2.80	*	1					
22	6215-629-065-00	PLATE/T=2.85	*	1					
23	6215-629-066-00	PLATE/T=2.90	*	1					
24	6215-629-067-00	PLATE/T=2.95	*	1					
25	6215-629-036-00	PLATE/T=3.00	*	1					
26	6215-629-037-00	PLATE/T=3.05	*	1					
27	6215-629-038-00	PLATE/T=3.10	*	1					
28	6215-629-039-00	PLATE/T=3.15	*	1					
29	6215-629-040-00	PLATE/T=3.20	*	1					
30	6215-629-041-00	PLATE/T=3.25	*	1					

ENGINE

E3CDWB02...TH4335(EXCEPT K-TYPE)

ENGINE

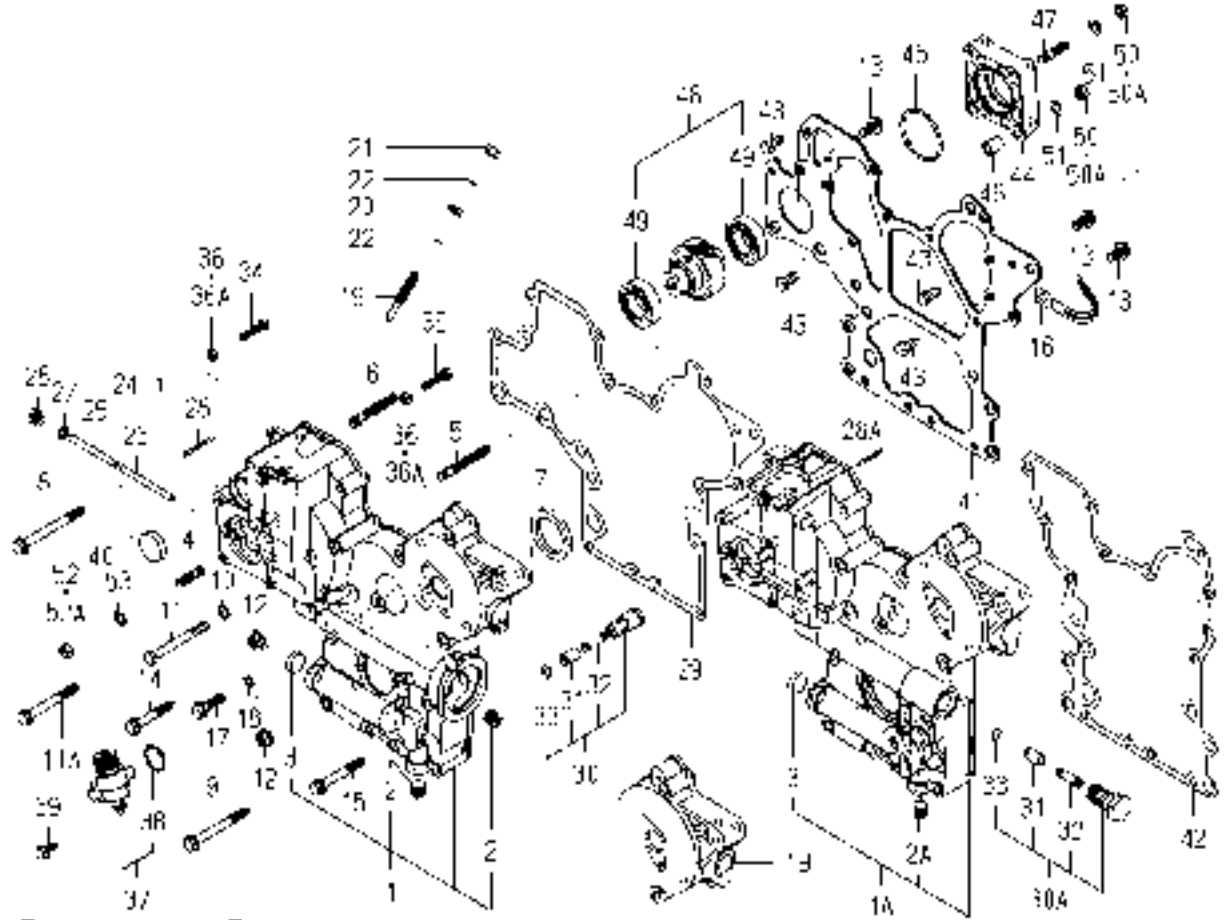
FIG. 6 CYLINDER BLOCK



6005-203A-0100

KEY	PART CODE	DESCRIPTION	S P C	TYPE OF MODEL		I T C	C O L	G R P	REMARKS
				E3CD	WB02				
1	6211-210-081-00	CYLINDERBLOCK ASSY	*	1					
2	6209-000-006-00	BOLT	*	8					
3	6209-610-007-00	CUP/SEALING/16	*	2					
4	6209-610-001-10	CUP/SEALING/28	*	2					
5	6209-610-009-00	CUP/SEALING/36	*	1					
6	6209-610-003-00	CUP/SEALING/50	*	3					
7	6509-605-019-10	PLUG	*	8					
7A	6209-605-007-00	PLUG/PT1/8	*	8	-199498				
8	6212-531-008-30	PIN/IDLEGEAR	*	1	199499-				
9	6211-258-001-00	SEAL, BEARING CAP	*	4					
10	6211-258-002-00	SEAL, BEARING CAP/7	*	2					
11	6211-510-008-00	BEARING/CRANK SET	*	1					
12	6211-511-007-00	BEARING/CRANK/UPPER	*	4					
13	6211-511-008-00	BEARING/CRANK/LOWER	*	4					
14	6211-599-004-00	BEARING/THRUST/CRANK	*	2					
15	6209-625-003-20	OILSEAL	*	1					
16	6209-749-001-20	PIN/TUBE	*	2					
17	6213-129-006-00	PIN/STRAIGHT	*	2					
18	6209-740-005-00	PIN	*	2					
19	6904-110-840-00	STUD/M8X40	*	1					
20	V251-340-806-00	BOLT/STUD	*	1					
21	6904-110-822-00	STUD	*	3					
22	6294-453-002-00	DOWEL	*	2					
23	6213-721-007-00	PIPE/WATERDRAIN	*	1					
24	6213-319-001-00	CONNECTOR, OIL FILTER	*	1					
25	6211-291-015-20	COVER/INJECTIONPUMP	*	1					
26	6211-292-001-20	GASKET/COVER	*	1					
27	V230-360-601-20	FLANGE BOLT	*	4					
28	6215-549-013-00	PIN	*	1					
29	6211-760-046-10	LEVELGAGE	*	1	-202476				

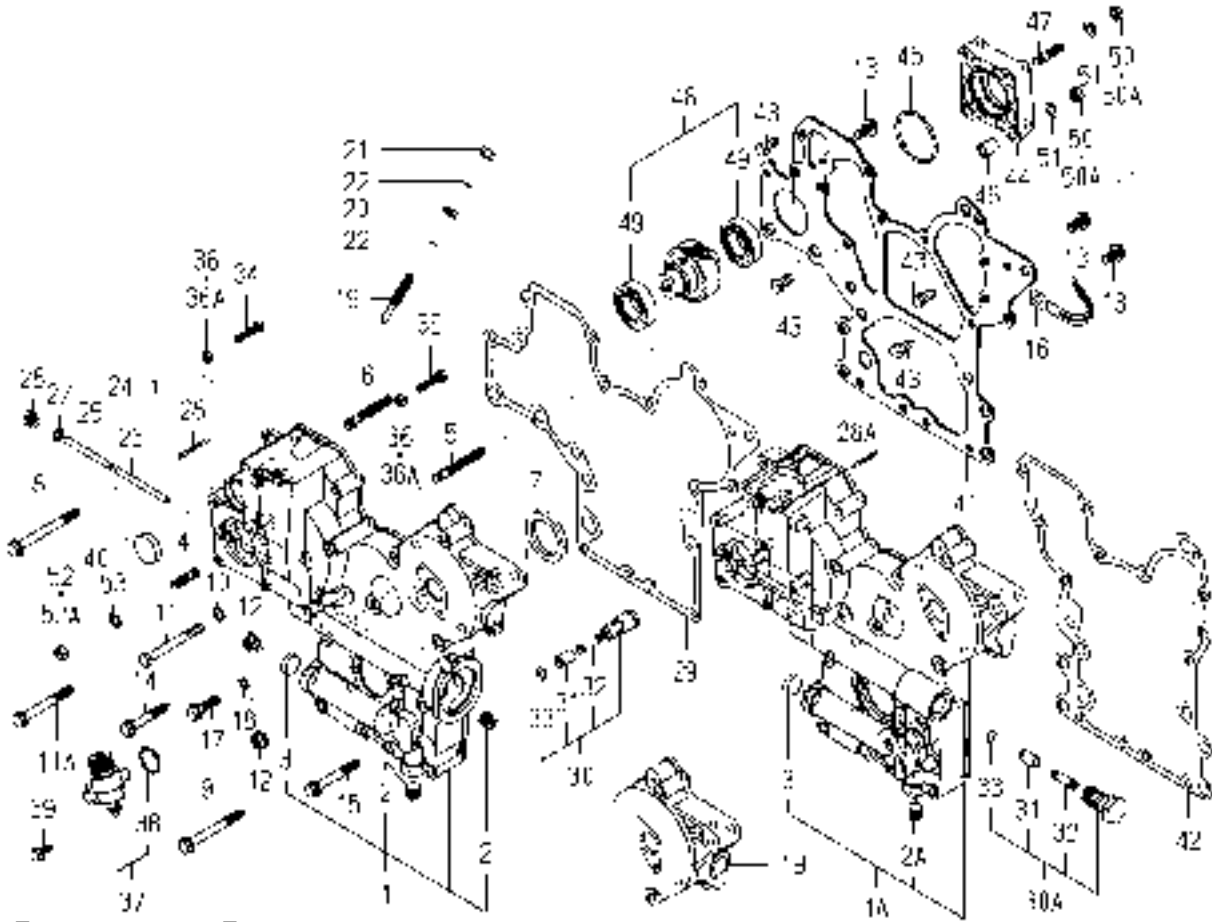
FIG. 10 TIMING GEAR CASE



6005-240Z-0100,6005-240Z-0200

KEY	PART CODE	DESCRIPTION	S P C	TYPE OF MODEL		I T C	C O L	G R P	REMARKS
				E3CD	WB02				
1	6211-310-009-60	GEARCASE ASSY	*	1	-180883				
1A	6211-310-009-70	GEARCASE ASSY	*	1	-192032	3			
1B	6211-310-009-80	GEARCASE ASSY	*	1	192033-	1			
2	6209-605-003-10	PLUG/PT1/4	*	2	-180883				
2A	6209-605-003-10	PLUG/PT1/4	*	1	180884-				
3	6209-610-004-00	CUP/SEALING/20	*	1					
4	6904-110-822-00	STUD	*	4					
5	6904-110-855-00	STUD	*	2					
6	6904-110-850-00	STUD	*	1					
7	6209-625-002-00	SEAL,OIL	*	1					
8	V231-360-808-50	FLANGE BOLT	*	1					
9	V231-360-807-50	FLANGE BOLT	*	1					
10	6209-500-006-00	WASHER/08X16X1.2	*	1	-181192				
11	V201-360-807-50	BOLT	*	1	-181192				
11A	V231-360-807-00	FLANGE BOLT	*	1	181193-				
12	3817-401-001-00	NUT/M08	*	2					
13	V231-360-801-60	FLANGE BOLT	*	3					
14	V231-360-805-00	FLANGE BOLT	*	3					
15	V231-360-806-00	FLANGE BOLT	*	4					
16	1650-650-015-00	CLAMP	*	1					
17	V231-360-803-00	FLANGE BOLT	*	1					
18	6209-500-003-00	WASHER/08X14X01	*	1					
19	6215-546-003-10	STOPPER/FULLLOAD	*	1					
20	6209-409-001-00	NUT/M8	*	1					
21	V341-120-008-00	NUT,CAP/M 8	*	1					
22	6209-920-002-00	PACKING	*	2					
23	6215-542-004-20	PIN/ARM	*	1					
24	P117-303-003-00	PIN/SNAP	*	2					
25	6215-542-005-10	PIN	*	1					
26	6209-600-004-00	PLUG/SCREW	*	1					

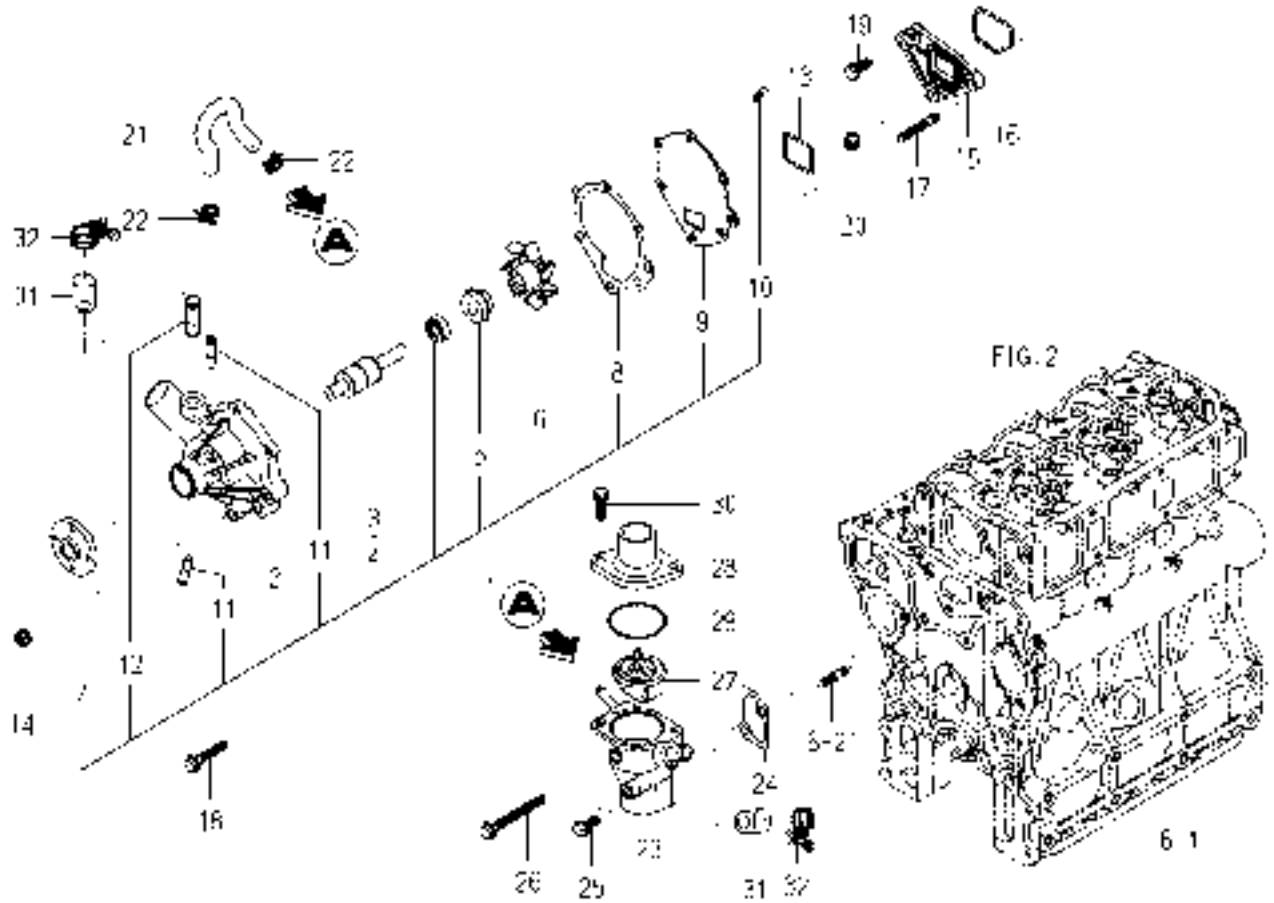
FIG. 10 TIMING GEAR CASE



6005-240Z-0100,6005-240Z-0200

KEY	PART CODE	DESCRIPTION	S P C	TYPE OF MODEL		I T C	C O L	G R P	REMARKS
				E3CD	WB02				
27	6209-500-003-00	WASHER/08X14X01	*	1					
28	6209-740-001-00	PIN,GROOVE	*	1	-181035				
28A	6209-740-006-00	PIN/GROOVE	*	1	181036-				
29	6211-312-005-10	GASKET/GEARCASE	*	1					
30	6213-160-003-10	VALVE/RELIEF ASSY	*	1	-181192				
30A	6213-160-005-00	VALVE/RELIEF ASSY	*	1	181193-				
31	6213-161-003-10	PISTON/VALVE/RELIEF	*	1					
32	6213-164-001-00	SPRING/RELIEF VALVE	*	1					
33	V705-140-012-00	RING,SNAP/12 C	*	1					
34	6209-050-001-00	BOLT/M6	*	1					
35	6209-050-002-00	BOLT/M6	*	1					
36	6909-110-406-00	NUT	*	2	-178577				
36A	V301-260-006-00	NUT/M6	*	2	178578-				
37	6219-310-003-20	DRIVE/TACHOMETE ASSY	*	1					
38	V723-102-002-40	RING/O	*	1					
39	V230-360-601-60	FLANGEBOLT	*	2					
40	3625-540-004-00	CAP,BLANK/30	*	1	-181192				
41	6211-311-013-20	PLATE/FRONT	*	1					
42	6211-312-006-10	GASKET/PLATE	*	1					
43	6902-050-816-00	BOLT	*	4					
44	6211-319-003-00	SPACER	*	1					
45	V723-102-005-00	O-RING 1A S50	*	1					
46	6209-749-001-20	PIN/TUBE	*	2					
47	6904-110-822-00	STUD	*	1					
48	6212-530-017-00	SHAFT/HYDRAULIC ASSY	*	1					
49	6209-800-011-00	BEARING	*	2					
50	6909-110-408-00	NUT/M8	*	4	-178577				
50A	V304-260-008-00	NUT	*	4	178578-				
51	V401-160-008-00	WASHER,SP/M 8	*	4					
52	6909-110-408-00	NUT/M8	*	4	-178577				

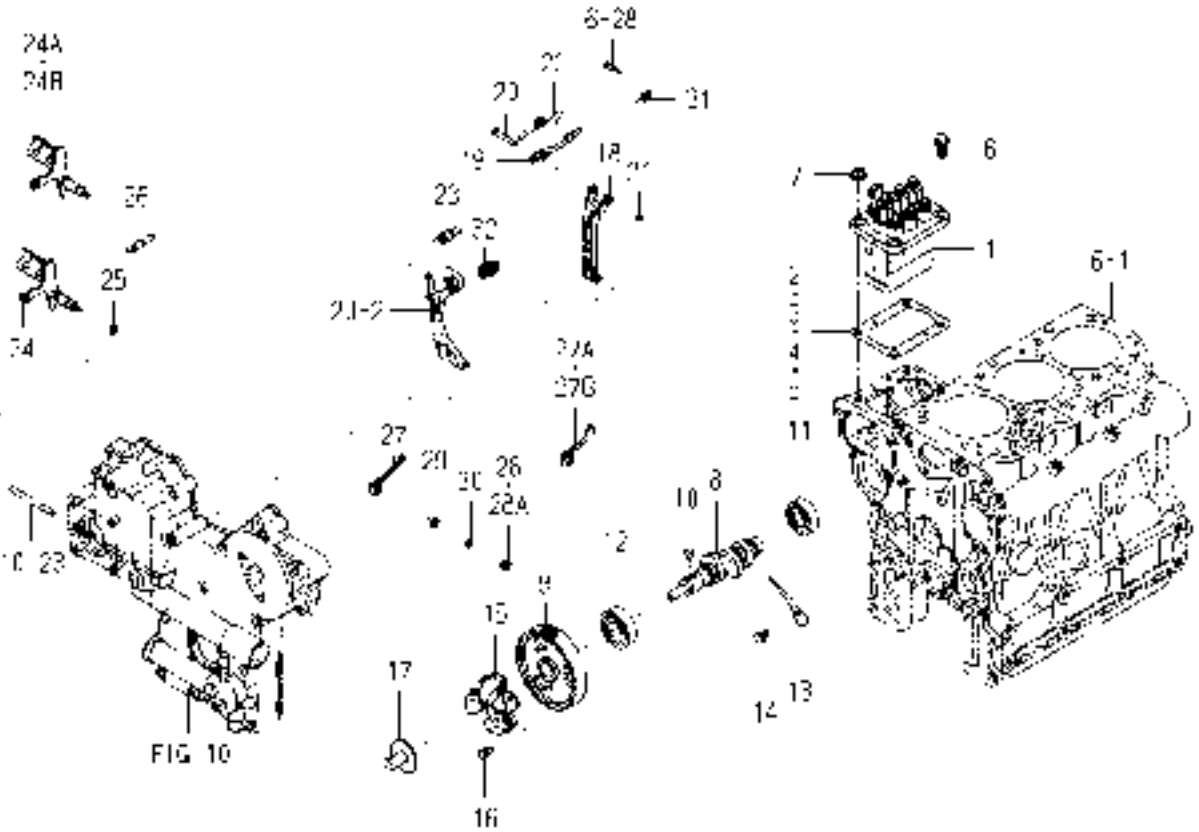
FIG. 18 WATER PUMP



6005-420F-0100

KEY	PART CODE	DESCRIPTION	S P C	TYPE OF MODEL		I T C	C O L	G R P	REMARKS
				E3CD WB02					
1	6213-610-011-10	WATERPUMP ASSY	*	1					
2	6213-611-006-00	BODY/WATERPUMP	*	1					
3	6213-631-002-00	BEARING/WATER PUMP	*	1					
4	6213-631-005-00	BEARING/WATERPUMP	*	1					
5	6213-622-002-10	SEAL SET/WATER PUMP	*	1					
6	6213-621-003-00	ROTOR/WATERPUMP	*	1					
7	6213-642-002-00	SEAL/WATER PUMPPULLE	*	1					
8	6213-613-002-10	GASKET	*	1					
9	6213-612-004-00	PLATE/WATER PUMP	*	1					
10	6213-619-003-00	SCREW/WATER PUMP	*	3					
11	6213-619-002-00	PIPE/WATER PUMP	*	2					
12	6213-619-009-00	PIPE/WATERPUMP	*	1					
13	6213-614-013-00	GASKET/WATERPUMP	*	1					
14	3817-401-001-00	NUT/M08	*	2					
15	6213-619-006-00	SPACER/WATERPUMP	*	1					
16	6213-614-014-00	GASKET/SPACER	*	1					
17	6904-110-840-00	STUD/M8X40	*	2					
18	V231-360-804-50	FLANGE BOLT	*	1					
19	V231-360-802-00	FLANGE BOLT	*	1					
20	3817-401-001-00	NUT/M08	*	1					
21	6213-729-013-10	HOSE/RUBBER	*	1					
22	J061-210-015-00	CLAMP/WIRE/10-15	*	2					
23	6213-716-004-10	HOUSING/THERMOSTAT	*	1					
24	6213-743-002-10	GASKET/HOUSING	*	1					
25	V231-360-802-00	FLANGE BOLT	*	1					
26	V231-360-807-50	FLANGE BOLT	*	1					
27	6513-770-022-10	THERMOSTAT	*	1					
28	6213-711-003-20	PIPE, WATER OUTLET	*	1					
29	V723-102-005-50	O-RING	*	1					
30	V231-360-802-50	FLANGE BOLT	*	2					

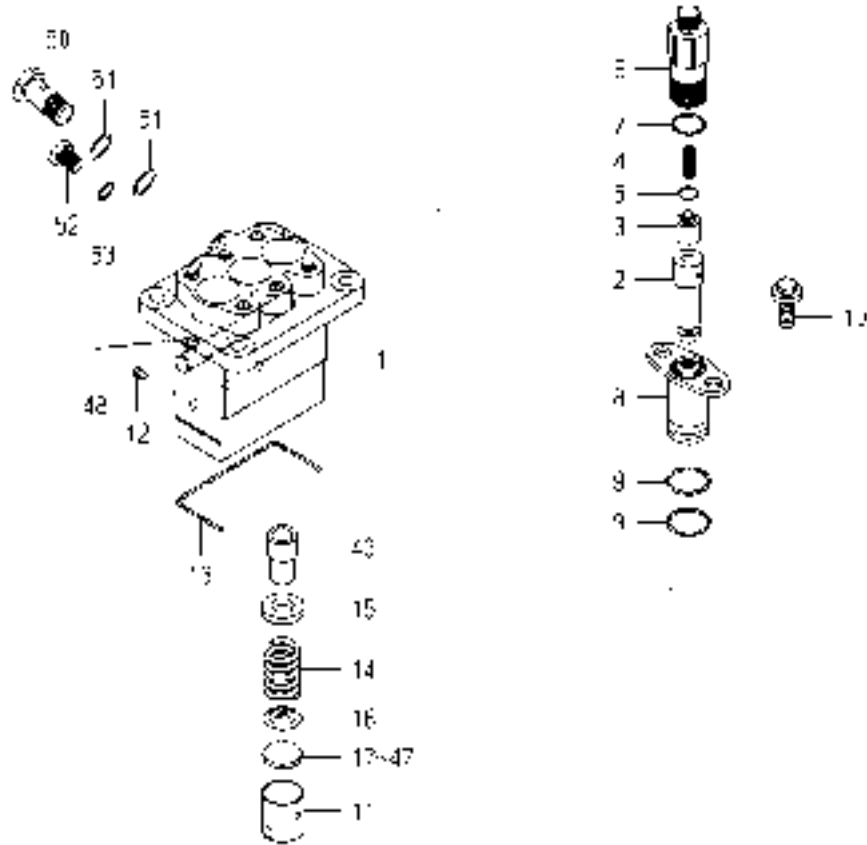
FIG. 21 INJECTION PUMP



6005-511E-0100

KEY	PART CODE	DESCRIPTION	S P C	TYPE OF MODEL		I T C	C O L	G R P	REMARKS
				E3CD WB02					
1	6215-600-104-20	INJECTIONPUMP ASSY	*	1					FIG 028
2	6219-752-045-00	SHIM/INJECTIONPUMP	*	1					
3	6219-752-044-00	SHIM/INJECTIONPUMP	*	1					
4	6219-752-046-00	SHIM/INJECTIONPUMP	*	1					
5	6219-752-047-00	SHIM/INJECTIONPUMP	*	1					
6	V231-360-802-00	FLANGE BOLT	*	2					
7	3817-401-001-00	NUT/M08	*	2					
8	6215-621-017-10	CAMSHAFT/INJPUMP	*	1					
9	6212-524-012-30	GEAR/INJECTIONPUMP	*	1					
10	6209-730-005-00	KEY/07X05X09	*	1					
11	V600-110-620-30	BEARING,RB/6203	*	1					
12	6209-800-010-00	BEARING	*	1					
13	6212-535-009-00	PLATE/THRUST/INJPUMP	*	1					
14	6901-910-612-00	BOLT,SEMS/M6X12	*	1					
15	6215-520-007-10	FLYWEIGHT ASSY	*	1					
16	6209-030-043-00	BOLT/M6X10	*	3					
17	6215-526-004-00	THRUSTPIECE	*	1					
18	6215-541-001-10	ARM/FLOATING COMP	*	1					
19	6215-543-002-10	RINK/CONTROL	*	1					
20	6215-542-006-00	PIN,CONTROL	*	1					
21	V710-140-004-00	RING,SNAP/ 4 E	*	1					
22	6215-549-031-10	SPRING/SETTING	*	1					
23	6215-531-010-00	SPRING/GOVERNOR	*	1					
24	6215-541-024-30	LEVER/CONTROL COMP	*	1	-180963				
24A	6215-541-045-00	LEVER/CONTROL COMP	*	1	-191056				
24B	6215-541-045-10	LEVER/CONTROL COMP	*	1	191057-	3			
25	V720-101-900-80	O-RING/P 8	*	1					
26	6209-580-002-10	SPRING,RETURN	*	1					
27	6215-549-007-10	ARM/CONTROL	*	1	-180963				
27A	6215-549-076-00	ARM/CONTROL	*	1	-183522				

**FIG. 28 COMPONENT PARTS
FOR 6215-600-104-20 ON Fig.21**



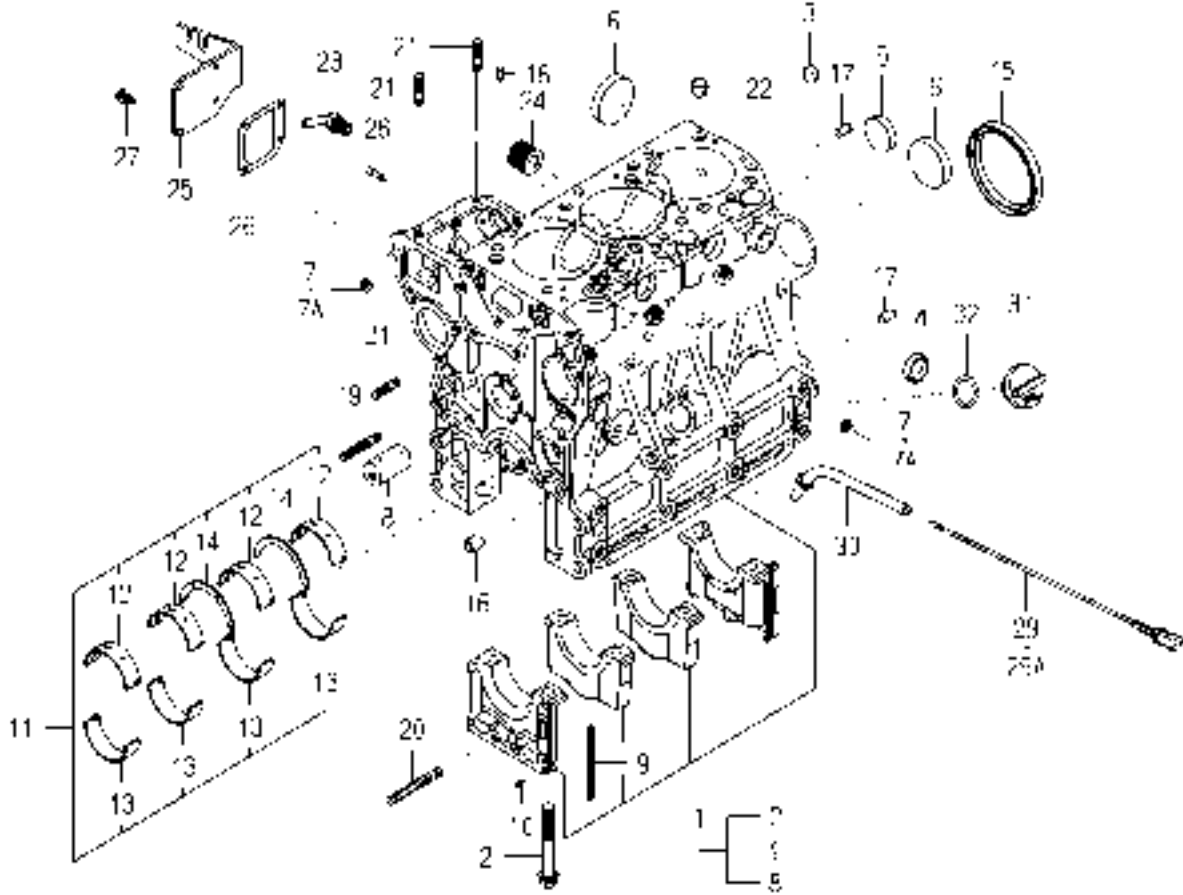
6215-600-104-2E

KEY	PART CODE	DESCRIPTION	S P C	TYPE OF MODEL		I T C	C O L	G R P	REMARKS
				E3CD WB02					
1	6215-611-015-00	HOUSING/PUMP	*	1					
2	6215-631-015-00	PLUNGER ASSY	*	3					
3	6215-641-002-00	VALVE,DELIVERY	*	3					
4	6215-643-005-00	SPRING/DELIVERYVALVE	*	3					
5	6215-649-008-00	GASKET	*	3					
6	6215-644-009-00	HOLDER/DELIVERYVALVE	*	3					
7	6215-649-014-00	ORING	*	3					
8	6215-635-004-00	SLEEVEFLANGE	*	3					
9	6215-649-013-00	ORING	*	6					
10	6215-649-011-00	BOLT	*	6					
11	6215-622-003-00	TAPPET	*	3					
12	6215-629-017-00	PIN	*	3					
13	6215-629-035-00	SNAPRING	*	1					
14	6215-634-003-00	SPRING/PLUNGER	*	3					
15	6215-639-008-00	SPRINGSEAT	*	3					
16	6215-639-009-00	SPRINGSEAT	*	3					
17	6215-629-060-00	PLATE/T=2.60	*	1					
18	6215-629-061-00	PLATE/T=2.65	*	1					
19	6215-629-062-00	PLATE/T=2.70	*	1					
20	6215-629-063-00	PLATE/T=2.75	*	1					
21	6215-629-064-00	PLATE/T=2.80	*	1					
22	6215-629-065-00	PLATE/T=2.85	*	1					
23	6215-629-066-00	PLATE/T=2.90	*	1					
24	6215-629-067-00	PLATE/T=2.95	*	1					
25	6215-629-036-00	PLATE/T=3.00	*	1					
26	6215-629-037-00	PLATE/T=3.05	*	1					
27	6215-629-038-00	PLATE/T=3.10	*	1					
28	6215-629-039-00	PLATE/T=3.15	*	1					
29	6215-629-040-00	PLATE/T=3.20	*	1					
30	6215-629-041-00	PLATE/T=3.25	*	1					

ENGINE

E3CDWB03...TH4295(EXCEPT K-TYPE)

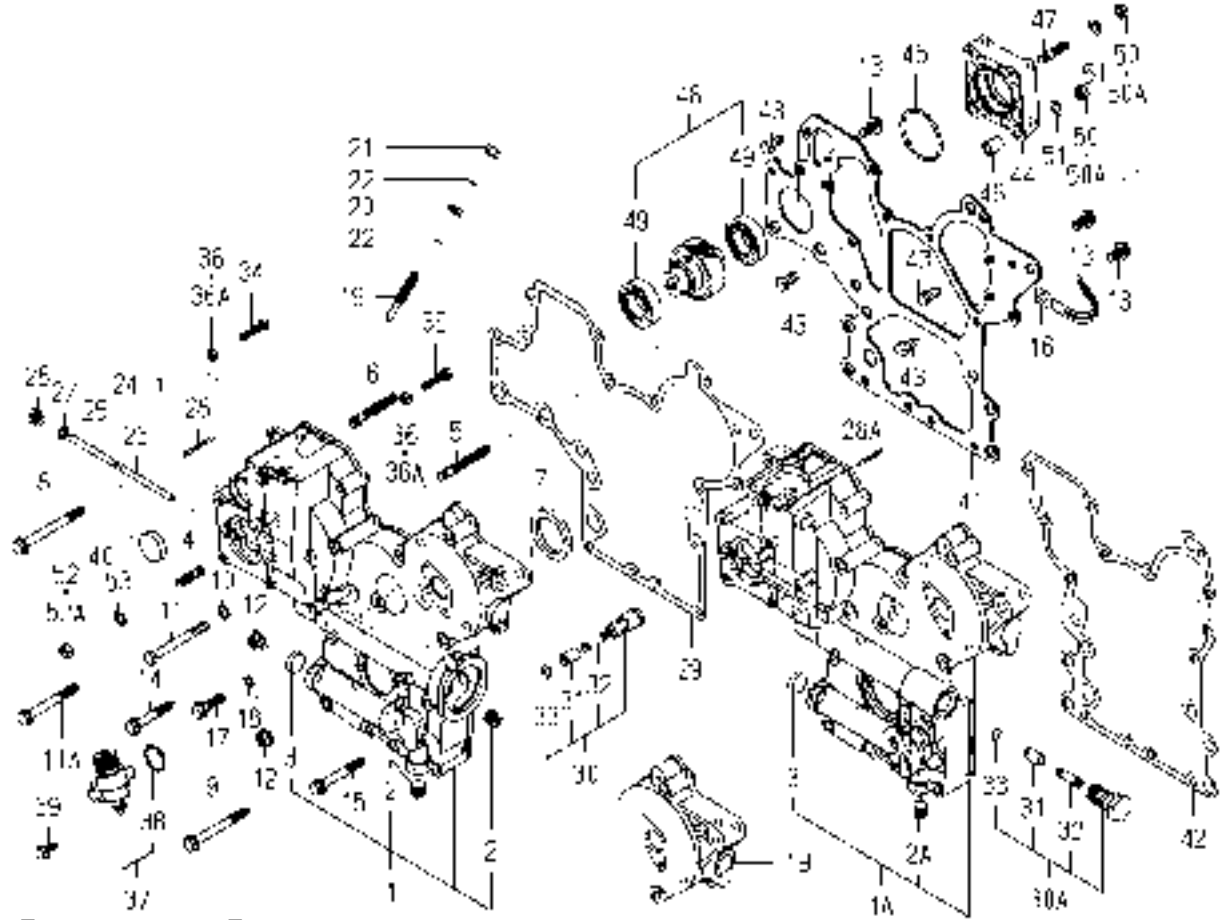
FIG. 6 CYLINDER BLOCK



6005-203V-0100

KEY	PART CODE	DESCRIPTION	S P C	TYPE OF MODEL		I T C	C O L	G R P	REMARKS
				E3CD	WB03				
1	6211-210-081-00	CYLINDERBLOCK ASSY	*	1					
2	6209-000-006-00	BOLT	*	8					
3	6209-610-007-00	CUP/SEALING/16	*	2					
4	6209-610-001-10	CUP/SEALING/28	*	2					
5	6209-610-009-00	CUP/SEALING/36	*	1					
6	6209-610-003-00	CUP/SEALING/50	*	3					
7	6509-605-019-10	PLUG	*	8					
7A	6209-605-007-00	PLUG/PT1/8	*	8	-199498				
8	6212-531-008-30	PIN/IDLEGEAR	*	1	199499-				
9	6211-258-001-00	SEAL, BEARING CAP	*	4					
10	6211-258-002-00	SEAL, BEARING CAP/7	*	2					
11	6211-510-008-00	BEARING/CRANK SET	*	1					
12	6211-511-007-00	BEARING/CRANK/UPPER	*	4					
13	6211-511-008-00	BEARING/CRANK/LOWER	*	4					
14	6211-599-004-00	BEARING/THRUST/CRANK	*	2					
15	6209-625-003-20	OILSEAL	*	1					
16	6209-749-001-20	PIN/TUBE	*	2					
17	6213-129-006-00	PIN/STRAIGHT	*	2					
18	6209-740-005-00	PIN	*	2					
19	6904-110-840-00	STUD/M8X40	*	1					
20	V251-340-806-00	BOLT/STUD	*	1					
21	6904-110-822-00	STUD	*	3					
22	6294-453-002-00	DOWEL	*	2					
23	6213-721-007-00	PIPE/WATERDRAIN	*	1					
24	6213-319-001-00	CONNECTOR, OIL FILTER	*	1					
25	6211-291-015-20	COVER/INJECTIONPUMP	*	1					
26	6211-292-001-20	GASKET/COVER	*	1					
27	V230-360-601-20	FLANGE BOLT	*	4					
28	6215-549-013-00	PIN	*	1					
29	6211-760-052-00	LEVELGAGE	*	1	-203254				

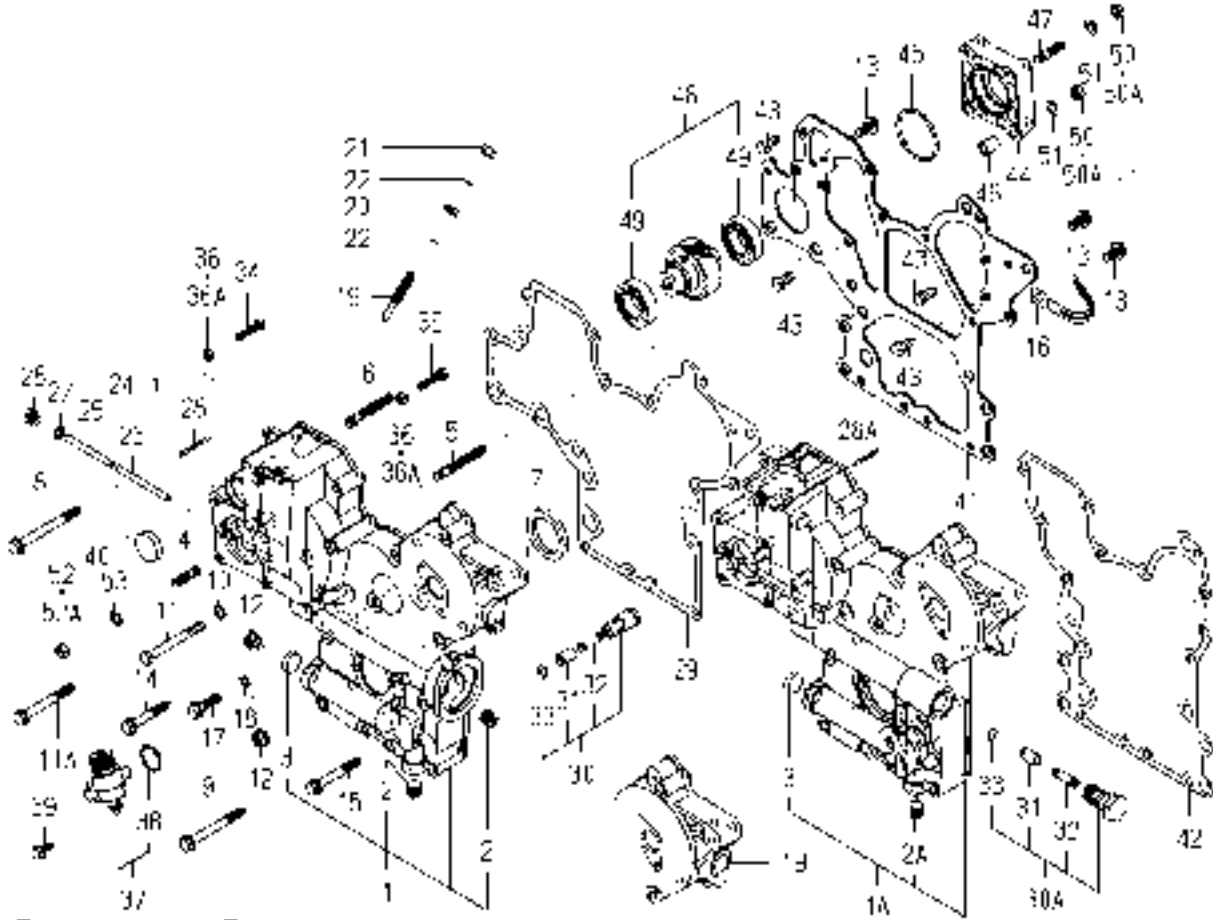
FIG. 10 TIMING GEAR CASE



6005-240Z-0100,6005-240Z-0200

KEY	PART CODE	DESCRIPTION	S P C	TYPE OF MODEL		I T C	C O L	G R P	REMARKS
				E3CD	WB03				
1	6211-310-009-60	GEARCASE ASSY	*	1	-180883				
1A	6211-310-009-70	GEARCASE ASSY	*	1	-192032	3			
1B	6211-310-009-80	GEARCASE ASSY	*	1	192033-	1			
2	6209-605-003-10	PLUG/PT1/4	*	2	-180883				
2A	6209-605-003-10	PLUG/PT1/4	*	1	180884-				
3	6209-610-004-00	CUP/SEALING/20	*	1					
4	6904-110-822-00	STUD	*	4					
5	6904-110-855-00	STUD	*	2					
6	6904-110-850-00	STUD	*	1					
7	6209-625-002-00	SEAL,OIL	*	1					
8	V231-360-808-50	FLANGE BOLT	*	1					
9	V231-360-807-50	FLANGE BOLT	*	1					
10	6209-500-006-00	WASHER/08X16X1.2	*	1	-181192				
11	V201-360-807-50	BOLT	*	1	-181192				
11A	V231-360-807-00	FLANGE BOLT	*	1	181193-				
12	3817-401-001-00	NUT/M08	*	2					
13	V231-360-801-60	FLANGE BOLT	*	3					
14	V231-360-805-00	FLANGE BOLT	*	3					
15	V231-360-806-00	FLANGE BOLT	*	4					
16	1650-650-015-00	CLAMP	*	1					
17	V231-360-803-00	FLANGE BOLT	*	1					
18	6209-500-003-00	WASHER/08X14X01	*	1					
19	6215-546-003-10	STOPPER/FULLLOAD	*	1					
20	6209-409-001-00	NUT/M8	*	1					
21	V341-120-008-00	NUT,CAP/M 8	*	1					
22	6209-920-002-00	PACKING	*	2					
23	6215-542-004-20	PIN/ARM	*	1					
24	P117-303-003-00	PIN/SNAP	*	2					
25	6215-542-005-10	PIN	*	1					
26	6209-600-004-00	PLUG/SCREW	*	1					

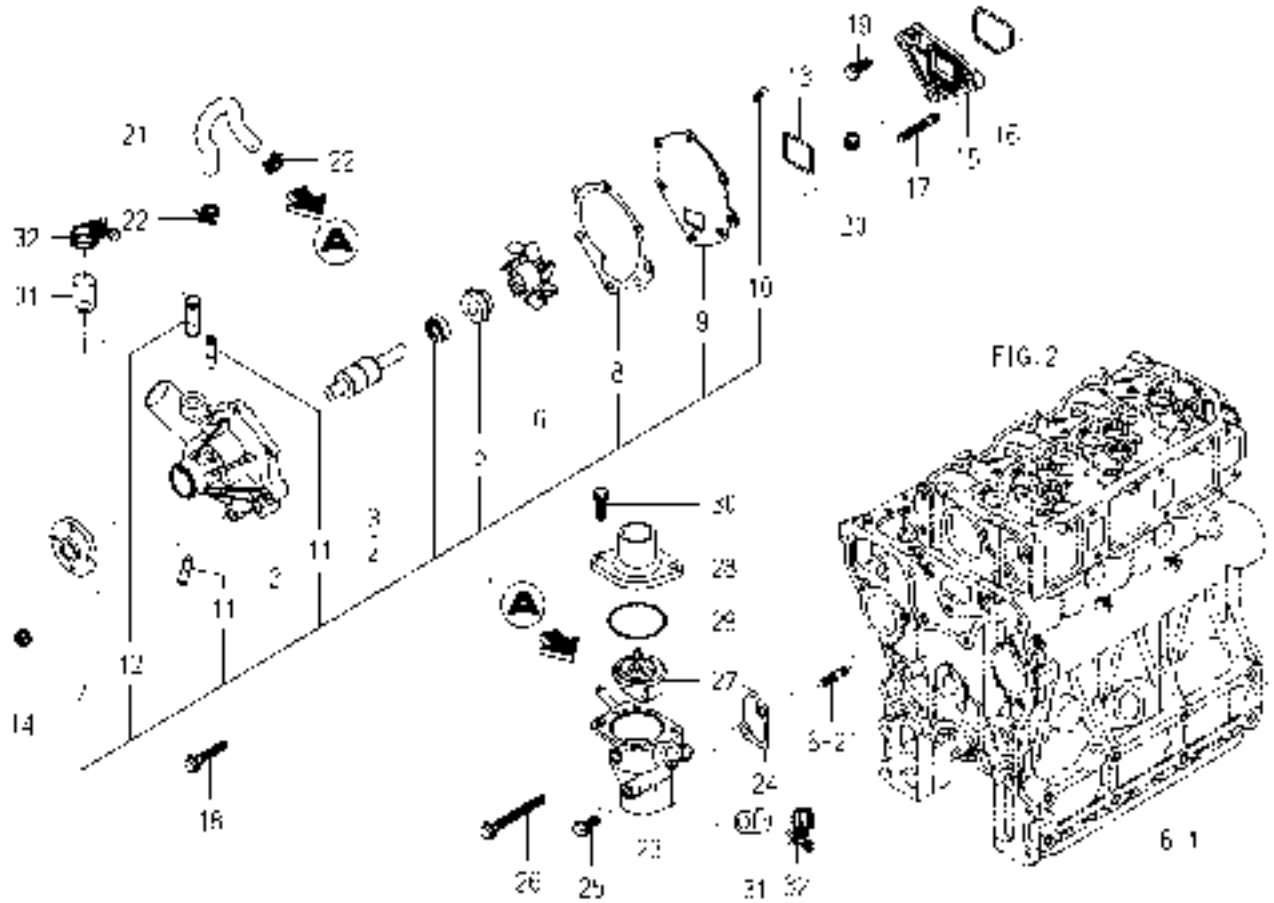
FIG. 10 TIMING GEAR CASE



6005-240Z-0100,6005-240Z-0200

KEY	PART CODE	DESCRIPTION	S P C	TYPE OF MODEL		I T C	C O L	G R P	REMARKS
				E3CD	WB03				
27	6209-500-003-00	WASHER/08X14X01	*	1					
28	6209-740-001-00	PIN,GROOVE	*	1	-181035				
28A	6209-740-006-00	PIN/GROOVE	*	1	181036-				
29	6211-312-005-10	GASKET/GEARCASE	*	1					
30	6213-160-003-10	VALVE/RELIEF ASSY	*	1	-181192				
30A	6213-160-005-00	VALVE/RELIEF ASSY	*	1	181193-				
31	6213-161-003-10	PISTON/VALVE/RELIEF	*	1					
32	6213-164-001-00	SPRING/RELIEF VALVE	*	1					
33	V705-140-012-00	RING,SNAP/12 C	*	1					
34	6209-050-001-00	BOLT/M6	*	1					
35	6209-050-002-00	BOLT/M6	*	1					
36	6909-110-406-00	NUT	*	2	-178577				
36A	V301-260-006-00	NUT/M6	*	2	178578-				
37	6219-310-003-20	DRIVE/TACHOMETE ASSY	*	1					
38	V723-102-002-40	RING/O	*	1					
39	V230-360-601-60	FLANGEBOLT	*	2					
40	3625-540-004-00	CAP,BLANK/30	*	1	-181192				
41	6211-311-013-20	PLATE/FRONT	*	1					
42	6211-312-006-10	GASKET/PLATE	*	1					
43	6902-050-816-00	BOLT	*	4					
44	6211-319-003-00	SPACER	*	1					
45	V723-102-005-00	O-RING 1A S50	*	1					
46	6209-749-001-20	PIN/TUBE	*	2					
47	6904-110-822-00	STUD	*	1					
48	6212-530-017-00	SHAFT/HYDRAULIC ASSY	*	1					
49	6209-800-011-00	BEARING	*	2					
50	6909-110-408-00	NUT/M8	*	4	-178577				
50A	V304-260-008-00	NUT	*	4	178578-				
51	V401-160-008-00	WASHER,SP/M 8	*	4					
52	6909-110-408-00	NUT/M8	*	4	-178577				

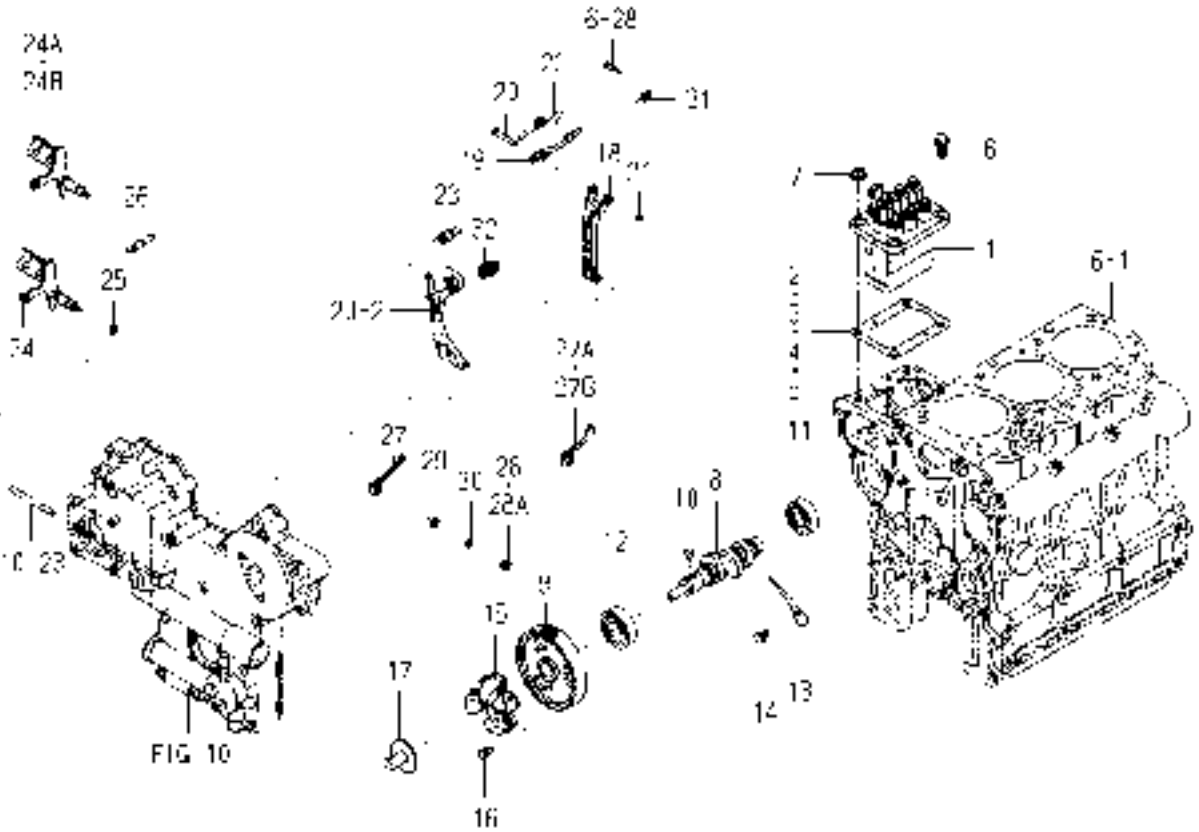
FIG. 18 WATER PUMP



6005-420F-0100

KEY	PART CODE	DESCRIPTION	S P C	TYPE OF MODEL		I T C	C O L	G R P	REMARKS
				E3CD WB03					
1	6213-610-011-10	WATERPUMP ASSY	*	1					
2	6213-611-006-00	BODY/WATERPUMP	*	1					
3	6213-631-002-00	BEARING/WATER PUMP	*	1					
4	6213-631-005-00	BEARING/WATERPUMP	*	1					
5	6213-622-002-10	SEAL SET/WATER PUMP	*	1					
6	6213-621-003-00	ROTOR/WATERPUMP	*	1					
7	6213-642-002-00	SEAL/WATER PUMPPULLE	*	1					
8	6213-613-002-10	GASKET	*	1					
9	6213-612-004-00	PLATE/WATER PUMP	*	1					
10	6213-619-003-00	SCREW/WATER PUMP	*	3					
11	6213-619-002-00	PIPE/WATER PUMP	*	2					
12	6213-619-009-00	PIPE/WATERPUMP	*	1					
13	6213-614-013-00	GASKET/WATERPUMP	*	1					
14	3817-401-001-00	NUT/M08	*	2					
15	6213-619-006-00	SPACER/WATERPUMP	*	1					
16	6213-614-014-00	GASKET/SPACER	*	1					
17	6904-110-840-00	STUD/M8X40	*	2					
18	V231-360-804-50	FLANGE BOLT	*	1					
19	V231-360-802-00	FLANGE BOLT	*	1					
20	3817-401-001-00	NUT/M08	*	1					
21	6213-729-013-10	HOSE/RUBBER	*	1					
22	J061-210-015-00	CLAMP/WIRE/10-15	*	2					
23	6213-716-004-10	HOUSING/THERMOSTAT	*	1					
24	6213-743-002-10	GASKET/HOUSING	*	1					
25	V231-360-802-00	FLANGE BOLT	*	1					
26	V231-360-807-50	FLANGE BOLT	*	1					
27	6513-770-022-10	THERMOSTAT	*	1					
28	6213-711-003-20	PIPE, WATER OUTLET	*	1					
29	V723-102-005-50	O-RING	*	1					
30	V231-360-802-50	FLANGE BOLT	*	2					

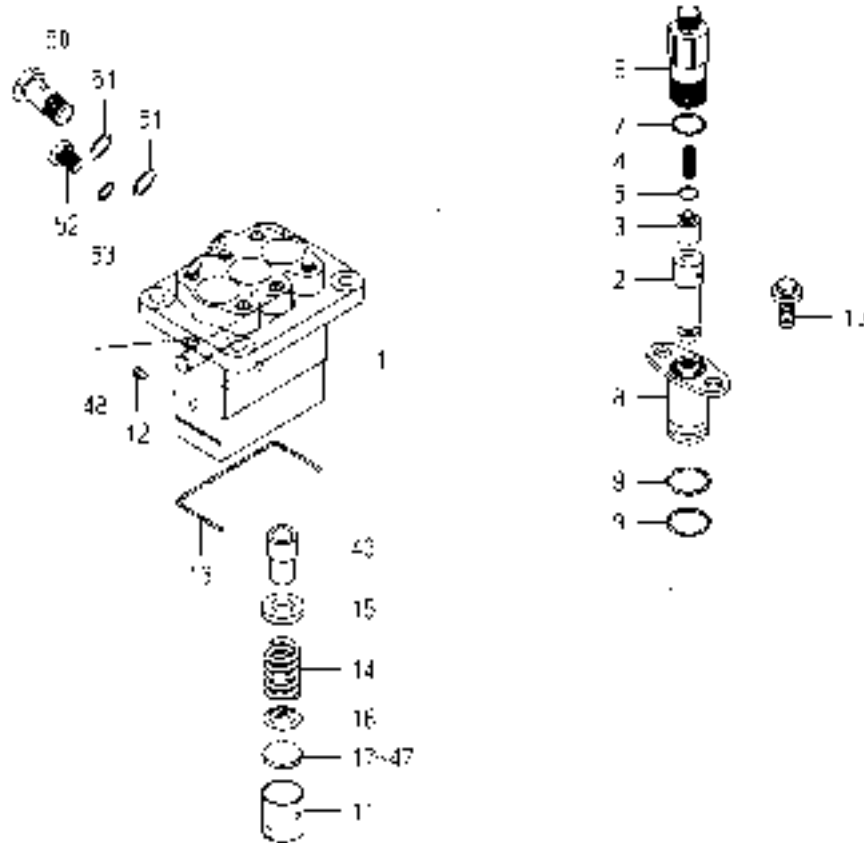
FIG. 21 INJECTION PUMP



6005-511E-0100

KEY	PART CODE	DESCRIPTION	S P C	TYPE OF MODEL		I T C	C O L	G R P	REMARKS
				E3CD WB03					
1	6215-600-104-20	INJECTIONPUMP ASSY	*	1					FIG 029
2	6219-752-045-00	SHIM/INJECTIONPUMP	*	1					
3	6219-752-044-00	SHIM/INJECTIONPUMP	*	1					
4	6219-752-046-00	SHIM/INJECTIONPUMP	*	1					
5	6219-752-047-00	SHIM/INJECTIONPUMP	*	1					
6	V231-360-802-00	FLANGE BOLT	*	2					
7	3817-401-001-00	NUT/M08	*	2					
8	6215-621-017-10	CAMSHAFT/INJPUMP	*	1					
9	6212-524-012-30	GEAR/INJECTIONPUMP	*	1					
10	6209-730-005-00	KEY/07X05X09	*	1					
11	V600-110-620-30	BEARING,RB/6203	*	1					
12	6209-800-010-00	BEARING	*	1					
13	6212-535-009-00	PLATE/THRUST/INJPUMP	*	1					
14	6901-910-612-00	BOLT,SEMS/M6X12	*	1					
15	6215-520-007-10	FLYWEIGHT ASSY	*	1					
16	6209-030-043-00	BOLT/M6X10	*	3					
17	6215-526-004-00	THRUSTPIECE	*	1					
18	6215-541-001-10	ARM/FLOATING COMP	*	1					
19	6215-543-002-10	RINK/CONTROL	*	1					
20	6215-542-006-00	PIN,CONTROL	*	1					
21	V710-140-004-00	RING,SNAP/ 4 E	*	1					
22	6215-549-031-10	SPRING/SETTING	*	1					
23	6215-531-010-00	SPRING/GOVERNOR	*	1					
24	6215-541-024-30	LEVER/CONTROL COMP	*	1	-180963				
24A	6215-541-045-00	LEVER/CONTROL COMP	*	1	-191056				
24B	6215-541-045-10	LEVER/CONTROL COMP	*	1	191057-		3		
25	V720-101-900-80	O-RING/P 8	*	1					
26	6209-580-002-10	SPRING,RETURN	*	1					
27	6215-549-007-10	ARM/CONTROL	*	1	-180963				
27A	6215-549-076-00	ARM/CONTROL	*	1	-183522				

**FIG. 29 COMPONENT PARTS
FOR 6215-600-104-20 ON Fig.21**



6215-600-104-2E

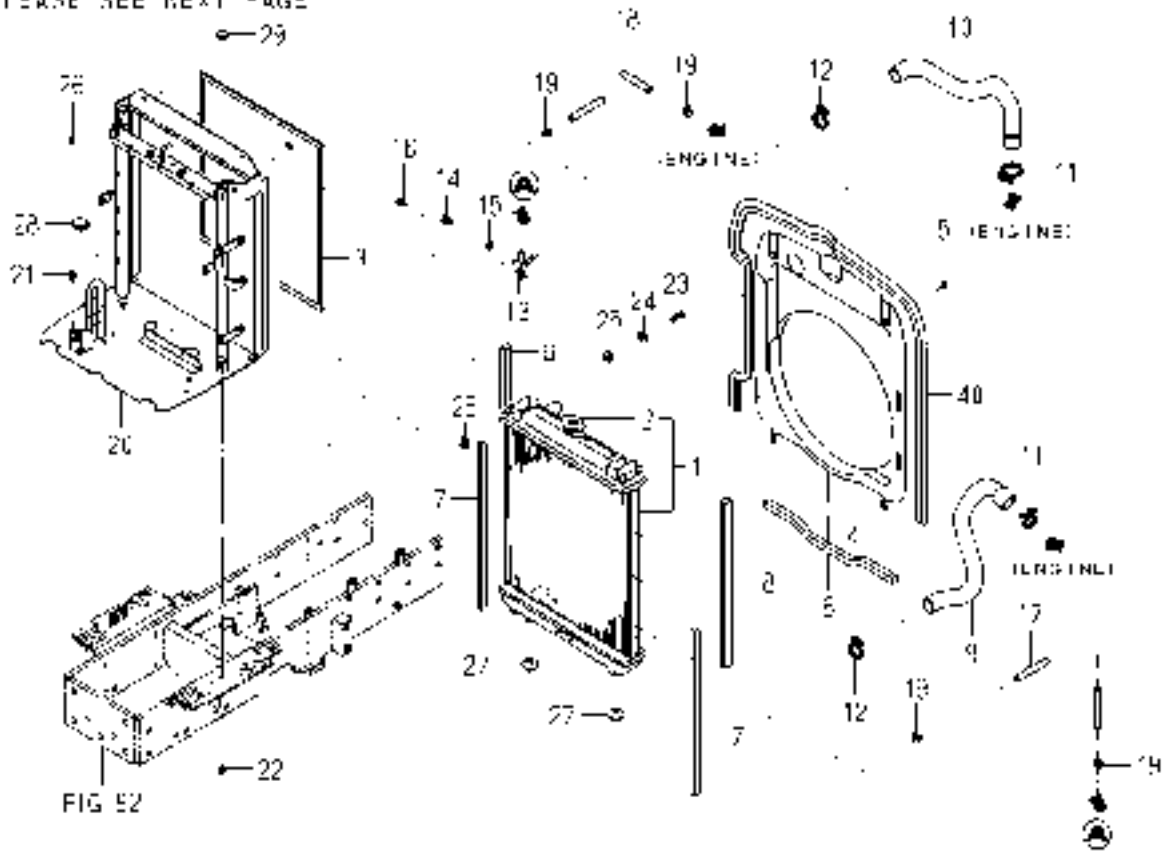
KEY	PART CODE	DESCRIPTION	S P C	TYPE OF MODEL		I T C	C O L	G R P	REMARKS
				E3CD WB03					
1	6215-611-015-00	HOUSING/PUMP	*	1					
2	6215-631-015-00	PLUNGER ASSY	*	3					
3	6215-641-002-00	VALVE,DELIVERY	*	3					
4	6215-643-005-00	SPRING/DELIVERYVALVE	*	3					
5	6215-649-008-00	GASKET	*	3					
6	6215-644-009-00	HOLDER/DELIVERYVALVE	*	3					
7	6215-649-014-00	ORING	*	3					
8	6215-635-004-00	SLEEVEFLANGE	*	3					
9	6215-649-013-00	ORING	*	6					
10	6215-649-011-00	BOLT	*	6					
11	6215-622-003-00	TAPPET	*	3					
12	6215-629-017-00	PIN	*	3					
13	6215-629-035-00	SNAPRING	*	1					
14	6215-634-003-00	SPRING/PLUNGER	*	3					
15	6215-639-008-00	SPRINGSEAT	*	3					
16	6215-639-009-00	SPRINGSEAT	*	3					
17	6215-629-060-00	PLATE/T=2.60	*	1					
18	6215-629-061-00	PLATE/T=2.65	*	1					
19	6215-629-062-00	PLATE/T=2.70	*	1					
20	6215-629-063-00	PLATE/T=2.75	*	1					
21	6215-629-064-00	PLATE/T=2.80	*	1					
22	6215-629-065-00	PLATE/T=2.85	*	1					
23	6215-629-066-00	PLATE/T=2.90	*	1					
24	6215-629-067-00	PLATE/T=2.95	*	1					
25	6215-629-036-00	PLATE/T=3.00	*	1					
26	6215-629-037-00	PLATE/T=3.05	*	1					
27	6215-629-038-00	PLATE/T=3.10	*	1					
28	6215-629-039-00	PLATE/T=3.15	*	1					
29	6215-629-040-00	PLATE/T=3.20	*	1					
30	6215-629-041-00	PLATE/T=3.25	*	1					

CHASSIS

CHASSIS

FIG. 1 RADIATOR SYSTEM(EXCEPT H TYPE)(1/2)

DO-PLEASE SEE NEXT PAGE

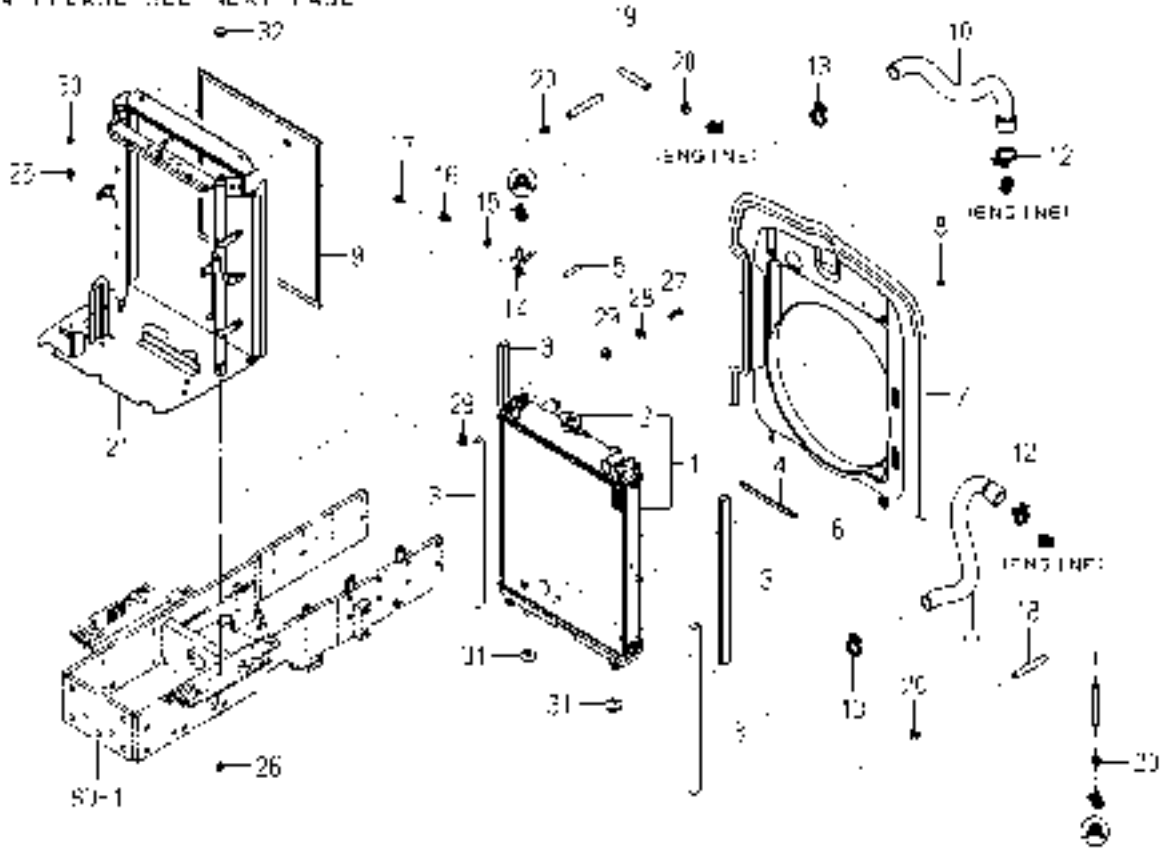


1772-102 -0100

KEY	PART CODE	DESCRIPTION	S P C	TYPE OF MODEL			I T C	C O L	G R P	REMARKS
				TH4295	TH4335	TH4365				
1	1742-102-210-00	RADIATOR ASSY	*	1	1					
2	1650-102-202-10	CAP	*	1	1					
3	1650-102-004-00	NET	*	1	1					
4	1729-102-009-10	SHROUD	*	1	1					
5	V230-360-601-20	FLANGEBOLT	*	4	4					
6	1650-102-006-10	INSULATOR	*	1	1					
7	1650-102-007-10	INSULATOR	*	2	2					
8	1729-102-014-10	INSULATOR	*	2	2					
9	1729-102-015-00	HOSE/RADIATOR/OUTLET	*	1	1					
10	1729-102-002-00	HOSE/RADIATOR/INLET	*	1	1					
11	J061-236-044-00	CLAMP/WIRE/36-44	*	2	2					
12	J061-230-038-00	CLAMP/WIRE/30-38	*	2	2					
13	1560-104-010-40	CONNECTOR	*	1	1					
14	1424-101-203-00	PLUG	*	1	1					
15	1424-101-204-00	PACKING	*	1	1					
16	V231-360-801-60	FLANGEBOLT	*	1	1					
17	1614-102-003-00	HOSE/205	*	1	1					
18	3838-304-001-00	HOSE/350	*	1	1					
19	J062-147-159-00	CLIP/HOSE/14.7-15.9	*	4	4					
20	1729-102-500-40	BRACKET/RADIATOR/CY	*	1	1					
21	V231-360-801-60	FLANGEBOLT	*	1	1					
22	V362-260-008-00	NUT/WASHER	*	2	2					
23	V201-260-802-50	BOLT/M 8X25	*	2	2					
24	4101-102-038-00	WASHER/24X9X3.2	*	2	2					
25	1423-616-004-00	CUSHION/RUBBER/10X25	*	4	4					
26	1719-312-001-00	U-NUT	*	2	2					
27	1421-603-004-00	BUSH,LEVER	*	2	2					
28	1560-630-029-00	CAP/30	*	1	1					
29	2706-301-021-00	CAP,ROCKER ARM	*	2 101-	2 453-					
30	1690-102-210-00	RESERVETANK ASSY	*	1	1					

FIG. 2 RADIATOR SYSTEM(TH4365)(1/2)

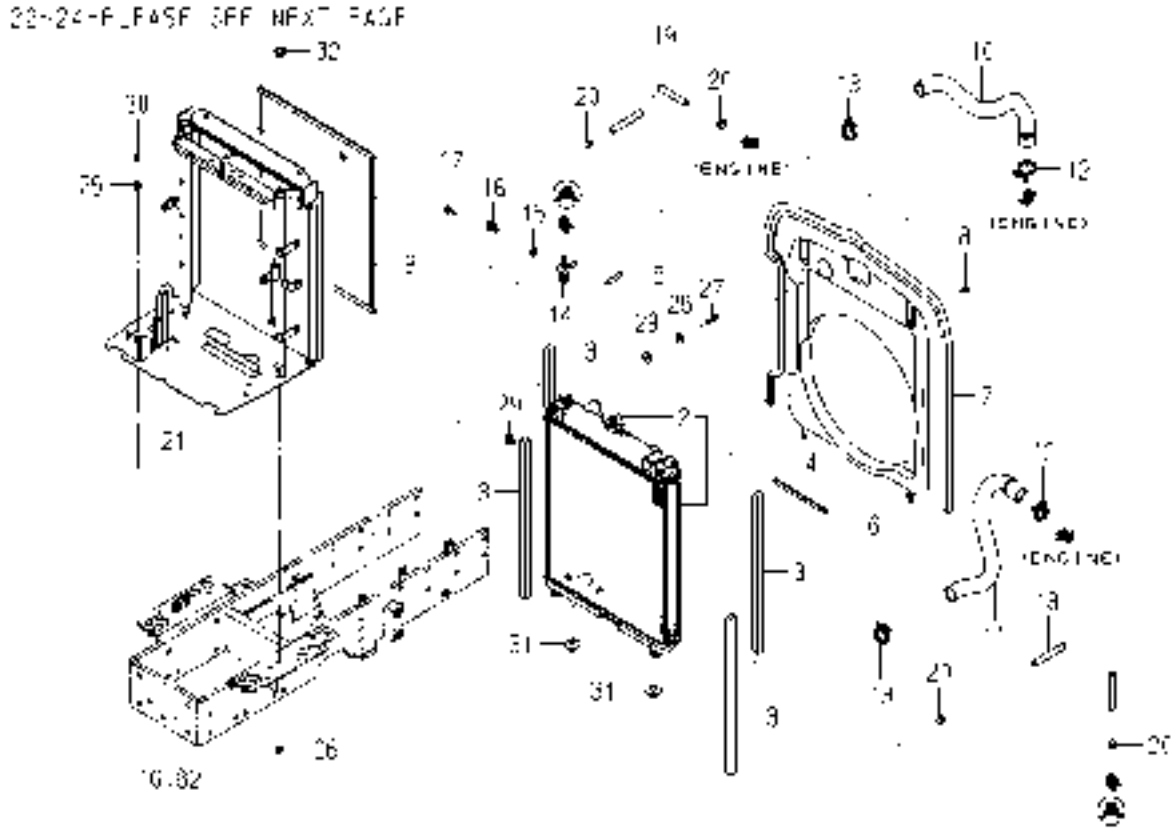
77-74- PLEASE SEE NEXT PAGE



1772-102B-0100

KEY	PART CODE	DESCRIPTION	S P C	TYPE OF MODEL			I T C	C O L	G R P	REMARKS
				TH4295	TH4335	TH4365				
1	3872-301-210-00	RADIATOR ASSY	*			1				
2	1650-102-202-10	CAP	*			1				
3	1729-102-014-10	INSULATOR	*			4				
4	1731-782-009-10	INSULATOR/10X180	*			1				
5	1564-630-012-00	INSULATOR	*			1				
6	1733-102-001-00	SHROUD	*			1				
7	1729-102-013-10	TRIM/1430	*			1				
8	V230-360-601-20	FLANGEBOLT	*			4				
9	1650-102-004-00	NET	*			1				
10	1733-102-002-00	HOSE/RADIATOR/INLET	*			1				
11	1733-102-003-00	HOSE/RADIATOR/OUTLET	*			1				
12	J061-236-044-00	CLAMP/WIRE/36-44	*			2				
13	J061-230-038-00	CLAMP/WIRE/30-38	*			2				
14	1560-104-010-40	CONNECTOR	*			1				
15	1424-101-203-00	PLUG	*			1				
16	1424-101-204-00	PACKING	*			1				
17	V231-360-801-60	FLANGEBOLT	*			1				
18	1614-102-003-00	HOSE/205	*			1				
19	3838-304-001-00	HOSE/350	*			1				
20	J062-147-159-00	CLIP/HOSE/14.7-15.9	*			4				
21	1772-102-300-00	BRACKET/RADIATOR COMP	*			1				
22	1719-102-006-00	INSULATOR/280	*			1				
23	1716-111-075-00	INSULATOR/310	*			2				
24	1729-102-012-00	TRIM/420	*			1				
25	V231-360-801-60	FLANGEBOLT	*			1				
26	V362-260-008-00	NUT/WASHER	*			2				
27	V201-260-802-50	BOLT/M 8X25	*			2				
28	4101-102-038-00	WASHER/24X9X3.2	*			2				
29	1423-616-004-00	CUSHION/RUBBER/10X25	*			4				
30	1719-312-001-00	U-NUT	*			2				

**FIG. 3 RADIATOR SYSTEM(1/2)
(H TYPE EXCEPT TH4365)**

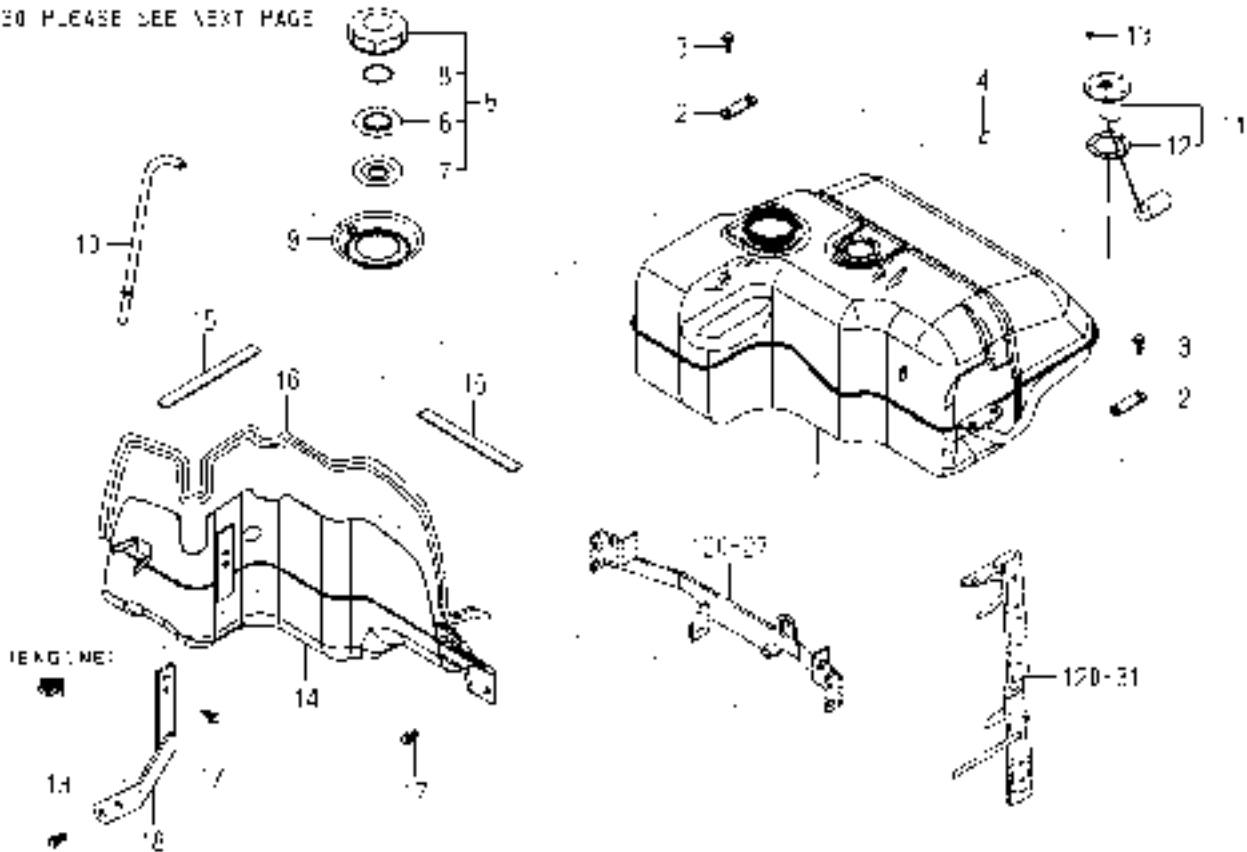


1772-102C-0100

KEY	PART CODE	DESCRIPTION	S P C	TYPE OF MODEL			I T C	C O L	G R P	REMARKS
				TH4295	TH4335	TH4365				
1	3872-301-210-00	RADIATOR ASSY	*	1	1					
2	1650-102-202-10	CAP	*	1	1					
3	1729-102-014-10	INSULATOR	*	4	4					
4	1731-782-009-10	INSULATOR/10X180	*	1	1					
5	1564-630-012-00	INSULATOR	*	1	1					
6	1729-102-009-10	SHROUD	*	1	1					
7	1729-102-013-10	TRIM/1430	*	1	1					
8	V230-360-601-20	FLANGEBOLT	*	4	4					
9	1650-102-004-00	NET	*	1	1					
10	1733-102-002-00	HOSE/RADIATOR/INLET	*	1	1					
11	1733-102-003-00	HOSE/RADIATOR/OUTLET	*	1	1					
12	J061-236-044-00	CLAMP/WIRE/36-44	*	2	2					
13	J061-230-038-00	CLAMP/WIRE/30-38	*	2	2					
14	1560-104-010-40	CONNECTOR	*	1	1					
15	1424-101-203-00	PLUG	*	1	1					
16	1424-101-204-00	PACKING	*	1	1					
17	V231-360-801-60	FLANGEBOLT	*	1	1					
18	1614-102-003-00	HOSE/205	*	1	1					
19	3838-304-001-00	HOSE/350	*	1	1					
20	J062-147-159-00	CLIP/HOSE/14.7-15.9	*	4	4					
21	1772-102-400-00	BRACKET/RADIATO COMP	*	1	1					
22	1719-102-006-00	INSULATOR/280	*	1	1					
23	1716-111-075-00	INSULATOR/310	*	2	2					
24	1729-102-012-00	TRIM/420	*	1	1					
25	V231-360-801-60	FLANGEBOLT	*	1	1					
26	V362-260-008-00	NUT/WASHER	*	2	2					
27	V201-260-802-50	BOLT/M 8X25	*	2	2					
28	4101-102-038-00	WASHER/24X9X3.2	*	2	2					
29	1423-616-004-00	CUSHION/RUBBER/10X25	*	4	4					
30	1719-312-001-00	U-NUT	*	2	2					

FIG. 7 FUEL SYSTEM(H TYPE ECXCEPT TH4365)(1/2)

20-30 PLEASE SEE NEXT PAGE

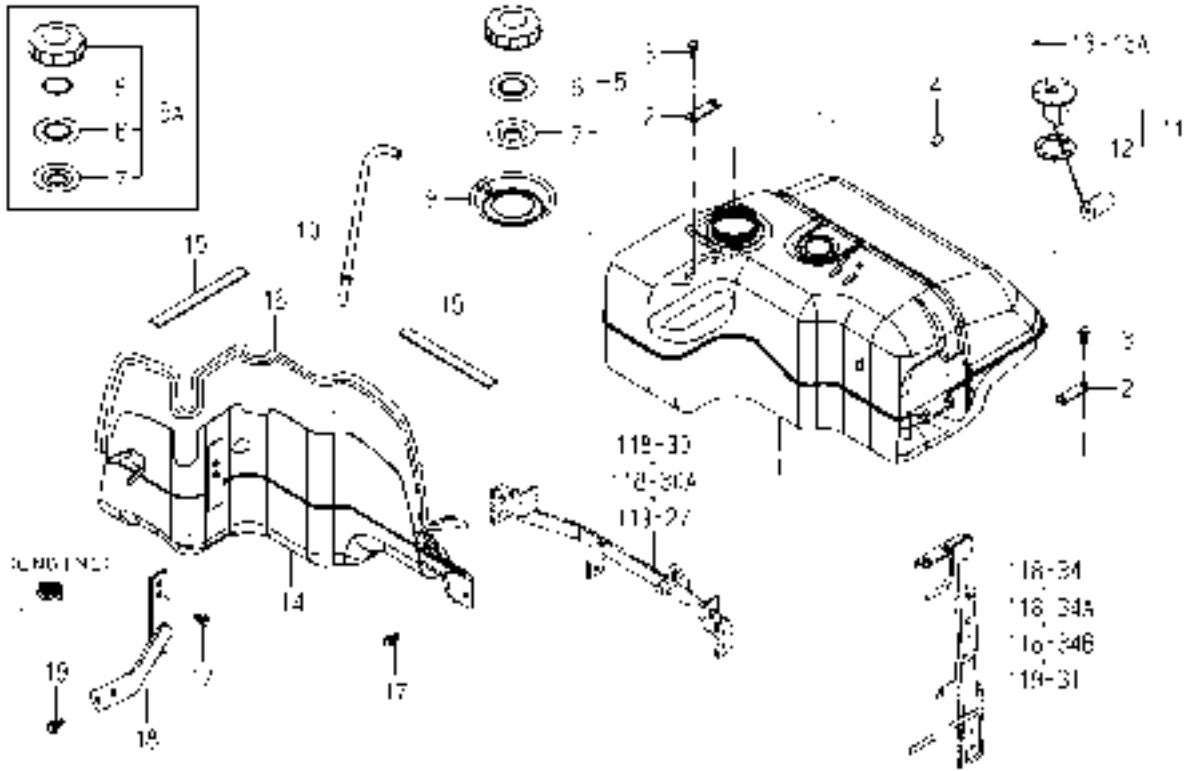


1772-111A-0100

KEY	PART CODE	DESCRIPTION	S P C	TYPE OF MODEL				I T C	C O L	G R P	REMARKS
				TH4295	TH4335	TH4365					
1	1729-111-001-00	TANK/FUEL	*	1	1						
2	1729-111-007-00	PLATE/IR/19X65	*	2	2						
3	V231-360-802-00	FLANGEBOLT	*	4	4						
4	1518-111-007-00	CAP (6)	*	1	1						
5	1774-111-310-00	CAP/NONLEAK ASSY	*	1	1						
6	1729-111-283-00	PLATE	*	1	1						
7	1729-111-284-00	PACKING	*	1	1						
8	1774-111-311-00	PACKINGA	*	1	1						
9	1729-111-005-00	CUP/FUEL	*	1	1						
10	P103-112-003-20	HOSE/700	*	1	1						
11	1729-111-270-00	GAUGE/FUEL ASSY	*	1	1						
12	1416-621-037-00	PACKING/RUBBER	*	1	1						
13	V360-260-004-00	NUT	*	5	5						
14	1729-111-210-30	COVER/TANK COMP	*	1	1						
15	1432-616-004-00	PLATE,RUBBER	*	2	2						
16	1729-111-008-00	TRIM/1600	*	1	1						
17	V231-360-802-00	FLANGEBOLT	*	3	3						
18	1729-111-310-00	STAY/TANK COMP	*	1	1						
19	V231-360-802-00	FLANGEBOLT	*	2	2						
20	1672-105-210-00	FILTER/FUEL ASSY	*	1	1					FIG 201	
21	V201-260-806-50	BOLT/M 8X65	*	1	1						
22	V401-160-008-00	WASHER,SP/M 8	*	1	1						
23	V411-260-008-00	WASHER,PL/M 8	*	1	1						
24	1716-105-001-00	HOSE/08X13X300	*	1	1						
25	1650-111-034-00	CLIP/HOSE/11-13	*	2	2						
26	1716-105-001-00	HOSE/08X13X300	*	1	1						
27	1650-111-034-00	CLIP/HOSE/11-13	*	2	2						
28	1703-105-210-00	PUMP/FUEL ASSY	*	1	1						
29	V230-360-601-60	FLANGEBOLT	*	2	2						
30	1716-105-001-00	HOSE/08X13X300	*	1	1						

FIG. 8 FUEL SYSTEM(1/2) (TH4295,4335TYPE EXCEPT H)

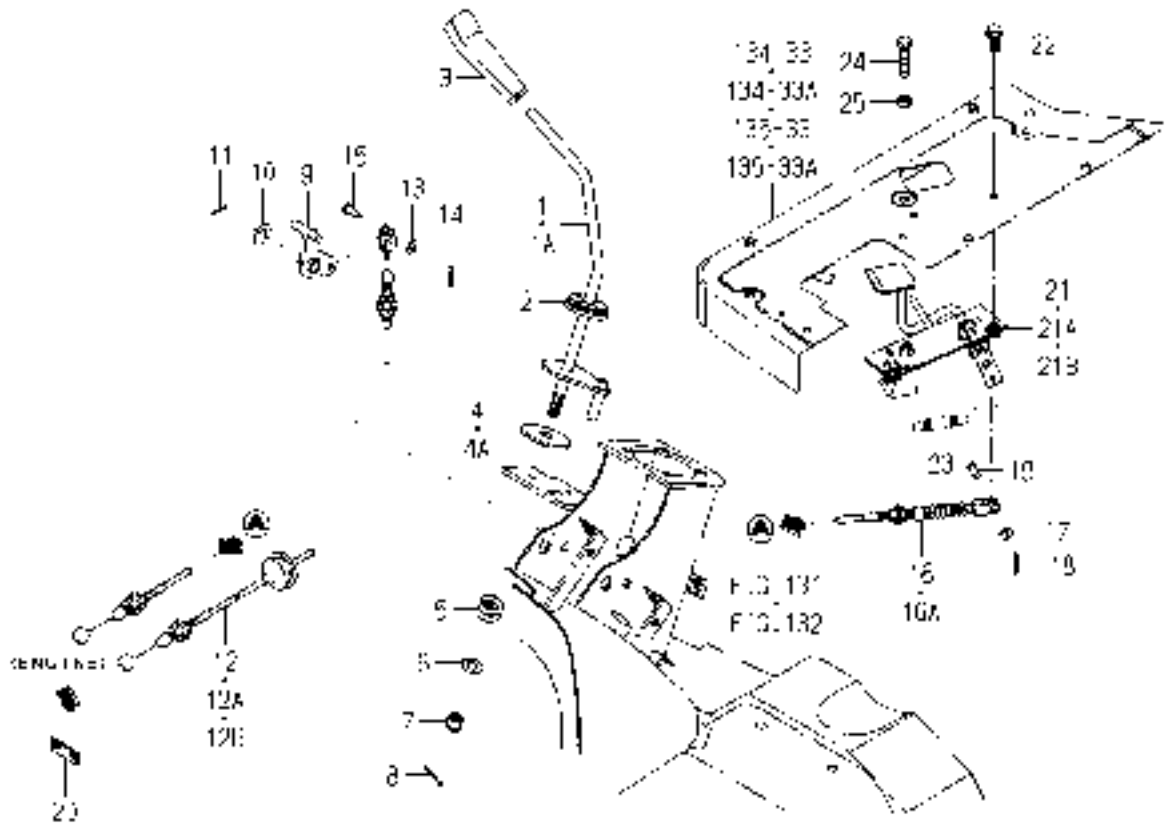
20-30 7 CASE 502 NEXT PAGE



1773-111A-0100

KEY	PART CODE	DESCRIPTION	S P C	TYPE OF MODEL			I T C	C O L	G R P	REMARKS
				TH4295	TH4335	TH4365				
1	1729-111-001-00	TANK/FUEL	*	1	1	1				
2	1729-111-007-00	PLATE/IR/19X65	*	2	2	2				
3	V231-360-802-00	FLANGE BOLT	*	4	4	4				
4	1518-111-007-00	CAP (6)	*	1	1	1				
5	1729-111-280-10	CAP/TANK/NONLEAK ASSY	*	1 -100	1 -452					
5A	1774-111-310-00	CAP/NONLEAK ASSY	*	1 101-	1 453-	1				
6	1729-111-283-00	PLATE	*	1	1	1				
7	1729-111-284-00	PACKING	*	1	1	1				
8	1774-111-311-00	PACKINGA	*	1 101-	1 453-	1				
9	1729-111-005-00	CUP/FUEL	*	1	1	1				
10	P103-112-003-20	HOSE/700	*	1	1	1				
11	1729-111-270-00	GAUGE/FUEL ASSY	*	1	1	1				
12	1416-621-037-00	PACKING/RUBBER	*	1	1	1				
13	1617-730-005-00	NUT/WASHER	*	5 -84	5 -421					
13A	V360-260-004-00	NUT	*	5 85-	5 422-	5				
14	1729-111-210-30	COVER/TANK COMP	*	1	1	1				
15	1432-616-004-00	PLATE,RUBBER	*	2	2	2				
16	1729-111-008-00	TRIM/1600	*	1	1	1				
17	V231-360-802-00	FLANGE BOLT	*	3	3	3				
18	1729-111-290-10	STAY/TANK COMP	*	1	1	1				
19	V231-360-802-00	FLANGE BOLT	*	2	2	2				
20	1672-105-210-00	FILTER/FUEL ASSY	*	1	1	1				FIG 201
21	V201-260-806-50	BOLT/M 8X65	*	1	1	1				
22	V401-160-008-00	WASHER,SP/M 8	*	1	1	1				
23	V411-260-008-00	WASHER,PL/M 8	*	1	1	1				
24	1716-105-001-00	HOSE/08X13X300	*	1	1	1				
25	1650-111-034-00	CLIP/HOSE/11-13	*	2	2	2				
26	1716-105-001-00	HOSE/08X13X300	*	1	1	1				
27	1650-111-034-00	CLIP/HOSE/11-13	*	2	2	2				
28	1703-105-210-00	PUMP/FUEL ASSY	*	1	1	1				

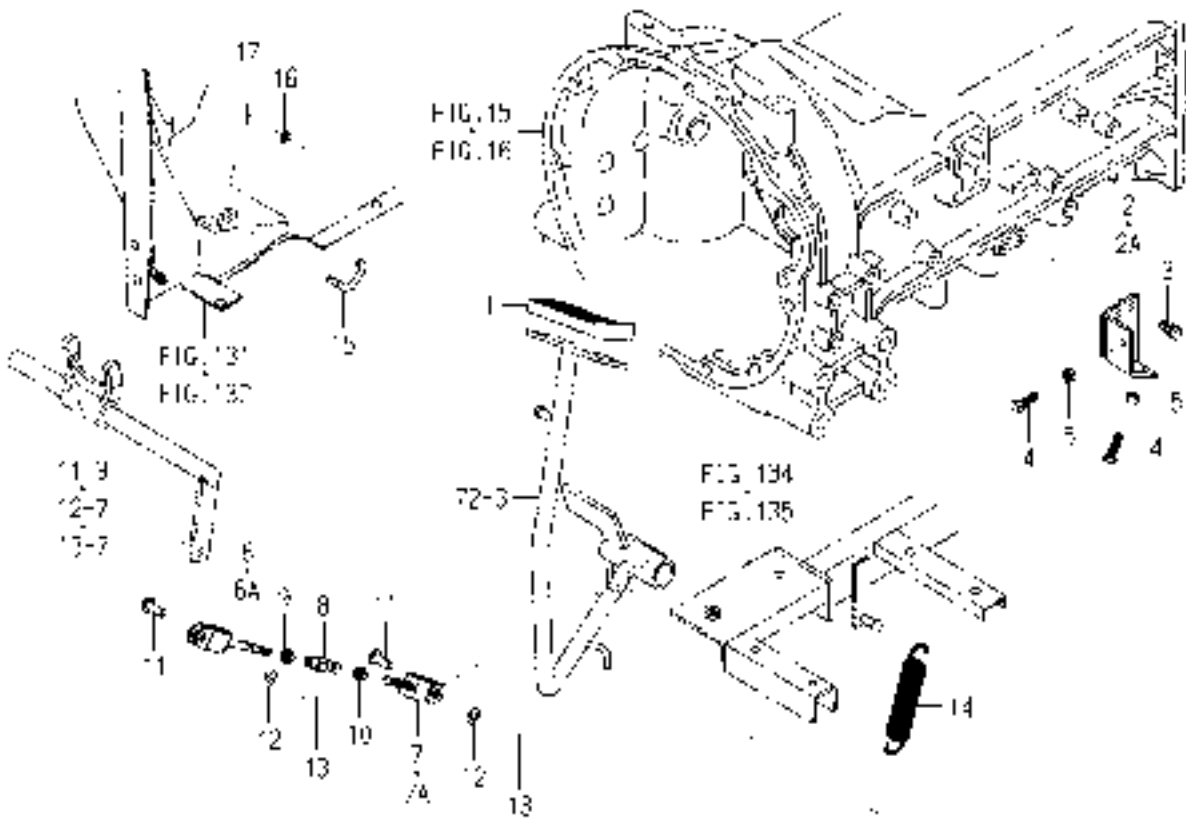
FIG. 10 THROTTLE SYSTEM(EXCEPT H TYPE)



1773-116A-0100

KEY	PART CODE	DESCRIPTION	S P C	TYPE OF MODEL			I T C	C O L	G R P	REMARKS
				TH4295	TH4335	TH4365				
1	1773-116-210-10	LEVER COMP	*	1 -55	1 -342					
1A	1773-116-210-20	LEVER COMP	*	1 56-	1 343-		1			
2	1560-630-021-50	INSULATOR	*	1	1					
3	1646-116-051-10	GRIP/THROTTLE	*	1	1					
4	1600-505-007-00	LINING/13X50X3	*	1 -55	1 -357					
4A	1600-505-007-10	LINING/13X50X03	*	1 56-	1 358-		1			
5	1404-117-008-00	SPRING,PRESS/22	*	1	1					
6	V411-260-010-00	WASHER/M10	*	1	1					
7	V328-261-110-00	NUT/M10X1.25	*	1	1					
8	V500-162-502-50	PIN,SPLIT/2.5X25	*	1	1					
9	1773-116-220-10	ARM COMP	*	1	1					
10	V411-260-010-00	WASHER/M10	*	1	1					
11	V500-162-502-00	PIN,SPLIT/2.5X20	*	1	1					
12	1650-116-220-10	CABLE/ACCELERATOR	*	1 -59	1 -364					
12A	1650-116-220-20	CABLE/ACCELERATOR	*	1 -144	1 -481		1			
12B	1772-116-220-00	CABLE/ACCELERATOR	*	1 145-	1 482-					
13	V411-260-006-00	WASHER / M6	*	1	1					
14	V500-162-001-50	PIN,SPLIT/2 X15	*	1	1					
15	1560-116-008-30	PIN/6X16	*	1	1					
16	1650-116-230-00	CABLE/PEDAL ASSY	*	1 -59	1 -364					
16A	1650-116-230-10	CABLE/PEDAL ASSY	*	1 60-	1 365-		1			
17	V411-260-006-00	WASHER / M6	*	1	1					
18	V500-162-001-50	PIN,SPLIT/2 X15	*	1	1					
19	1560-116-008-30	PIN/6X16	*	1	1					
20	1675-116-001-00	HOLDER	*	1	1					
21	1773-116-230-30	PEDAL COMP	*	1 -31	1 -150					
21A	1773-116-230-40	PEDAL COMP	*	1 -75	1 -377		1			
21B	1773-116-230-50	PEDAL COMP	*	1 76-	1 378-		1			
22	V231-360-802-00	FLANGEBOLT	*	3	3					
23	2143-744-001-00	SPRING/HE060	*	1	1					

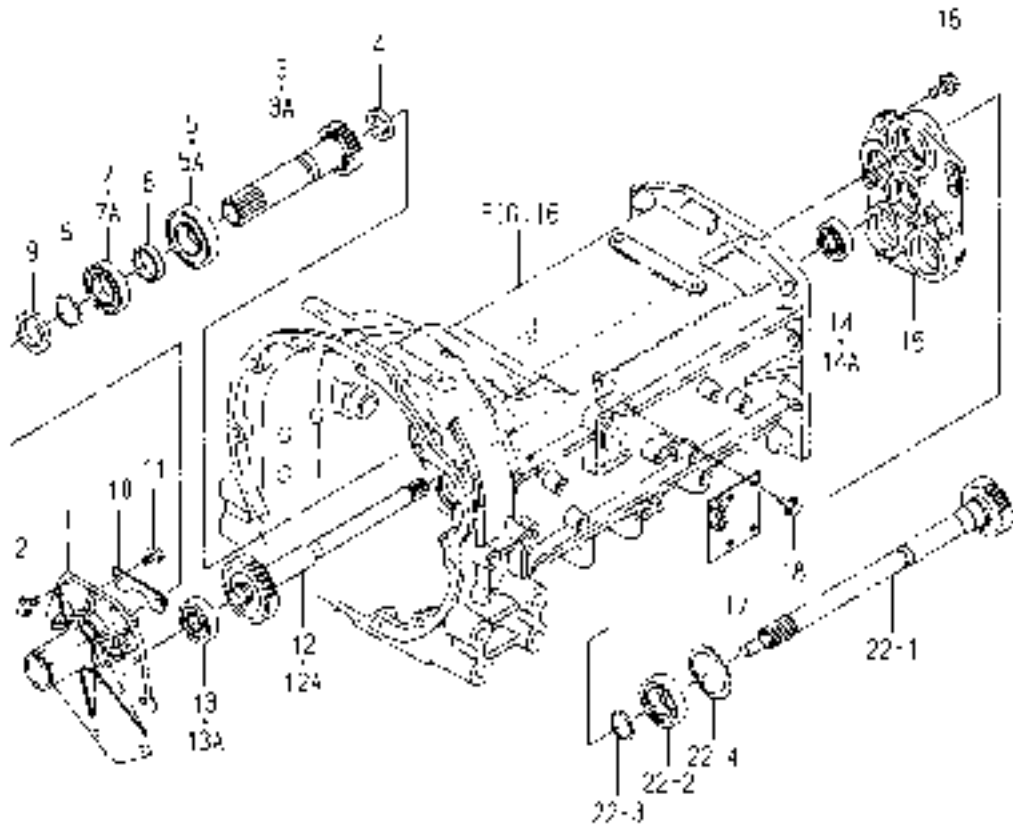
FIG. 14 PEDAL(CLUTCH)SYSTEM(EXCEPT H TYPE)



1772-135A-0100

KEY	PART CODE	DESCRIPTION	S P C	TYPE OF MODEL				I T C	C O L	G R P	REMARKS
				TH4295	TH4335	TH4365					
1	1636-313-011-10	PAD/BRAKE	*	1	1						
2	1773-135-240-20	STOPPER/PEDAL COMP	*	1 -33	1 -208						
2A	1773-135-240-30	STOPPER/PEDAL COMP	*	1 34-	1 209-		1				
3	V211-560-802-00	BOLT/M8X20	*	2	2						
4	1672-122-003-00	BOLT/TRIMED	*	2	2						
5	V304-260-008-00	NUT	*	2	2						
6	1560-132-240-40	ROD COMP	*	1 -75	1 -377						
6A	1560-132-240-50	ROD COMP	*	1 76-	1 378-		1				
7	1444-122-230-10	ROD,CLUTCH A COMP	*	1 -82	1 -405						
7A	1444-122-230-20	ROD/CLUTCH/A COMP	*	1 83-	1 406-		1				
8	1444-122-002-00	TURNBUCKLE/M8	*	1	1						
9	V304-260-008-00	NUT	*	1	1						
10	1560-132-007-30	NUT/M8	*	1	1						
11	1432-242-001-00	PIN	*	2	2						
12	V411-260-008-00	WASHER,PL/M 8	*	2	2						
13	V500-162-502-00	PIN,SPLIT/2.5X20	*	2	2						
14	2161-105-006-30	SPRING/HE136	*	1	1						
15	1675-135-001-00	HOOK	*	1	1						
16	V411-260-006-00	WASHER / M6	*	1	1						
17	V500-162-002-00	PIN,SPLIT/2 X20	*	1	1						

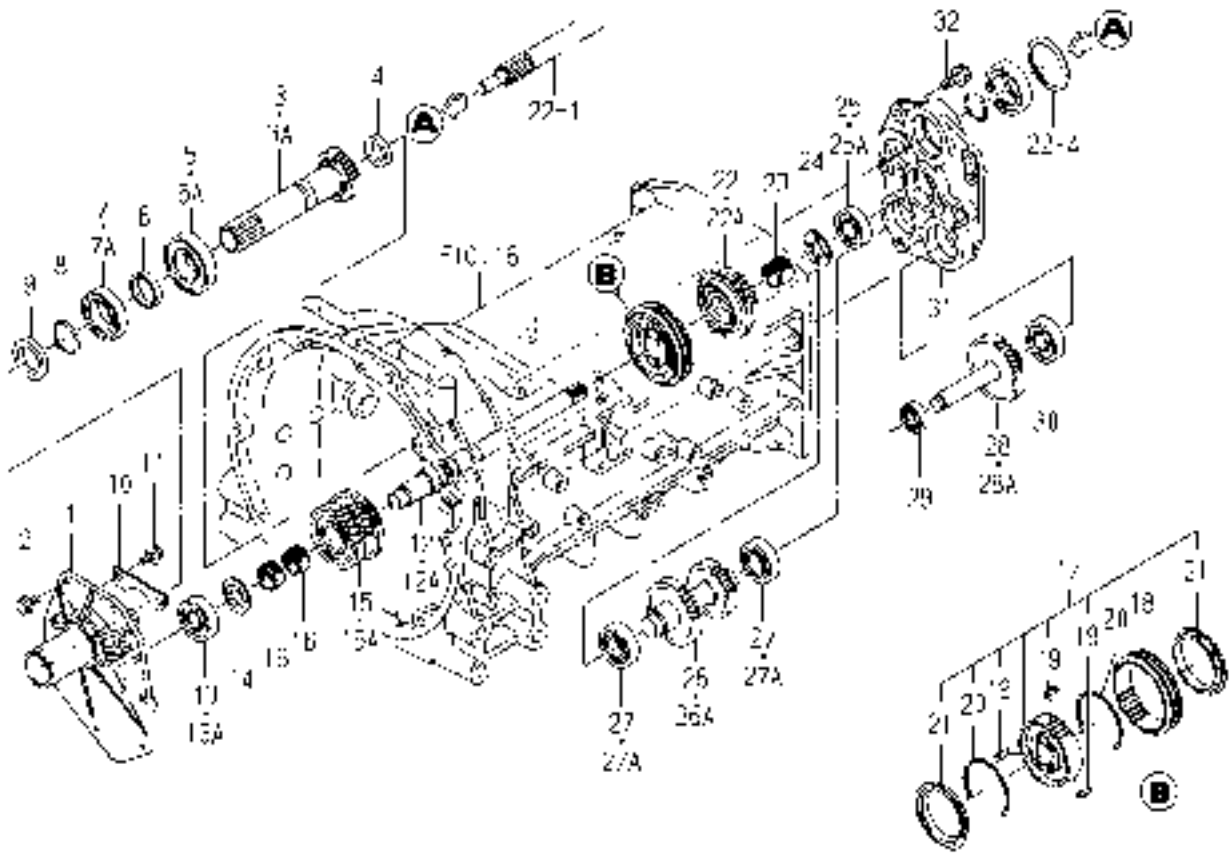
FIG. 19 GEAR(INPUT)SYSTEM(K TYPE)



1772-203A-0100

KEY	PART CODE	DESCRIPTION	S P C	TYPE OF MODEL			I T C	C O L	G R P	REMARKS
				TH4295	TH4335	TH4365				
1	1773-203-001-00	METAL/INPUT	*	1	1					
2	V231-360-802-00	FLANGEBOLT	*	8	8					
3	1773-203-002-00	GEAR/HELICAL/21	*	1 -84	1 -412					
3A	1773-203-002-10	GEAR/HELICAL/21	*	1 85-	1 413-		1			
4	V744-125-380-70	SEAL,OIL/TC25387	*	1	1					
5	V600-410-620-70	BEARING/BALL	*	1 -127	1 -464					
5A	1729-202-007-00	BEARING/BALL	*	1 128-	1 465-					
6	1742-203-002-00	COLLAR/36X43X10	*	1	1					
7	V600-410-600-70	BEARING/BALL	*	1 -127	1 -464					
7A	1729-202-004-00	BEARING/BALL	*	1 128-	1 465-					
8	V704-140-035-00	RING,SNAP/35 C	*	1	1					
9	V744-135-500-80	SEAL,OIL/TC355008	*	1	1					
10	1560-206-002-40	PLATE	*	1	1					
11	V231-360-801-60	FLANGEBOLT	*	2	2					
12	1773-203-003-00	GEAR/HELICAL/28	*	1 -86	1 -432					
12A	1773-203-003-10	GEAR/HELICAL/28	*	1 87-	1 433-		1			
13	V600-410-630-40	BEARING/BALL	*	1 -127	1 -464					
13A	1729-202-011-00	BEARING/BALL	*	1 128-	1 465-					
14	V600-410-620-40	BEARING/BALL	*	1 -127	1 -464					
14A	V600-110-620-40	BEARING,RB/6204	*	1 128-	1 465-					
15	1773-203-005-00	METAL/INPUT/PTO	*	1	1					
16	V231-361-002-50	FLANGEBOLT	*	3	3					
17	1772-203-210-00	COVER/PLATE COMP	*	1	1					
18	V231-360-801-60	FLANGEBOLT	*	4	4					

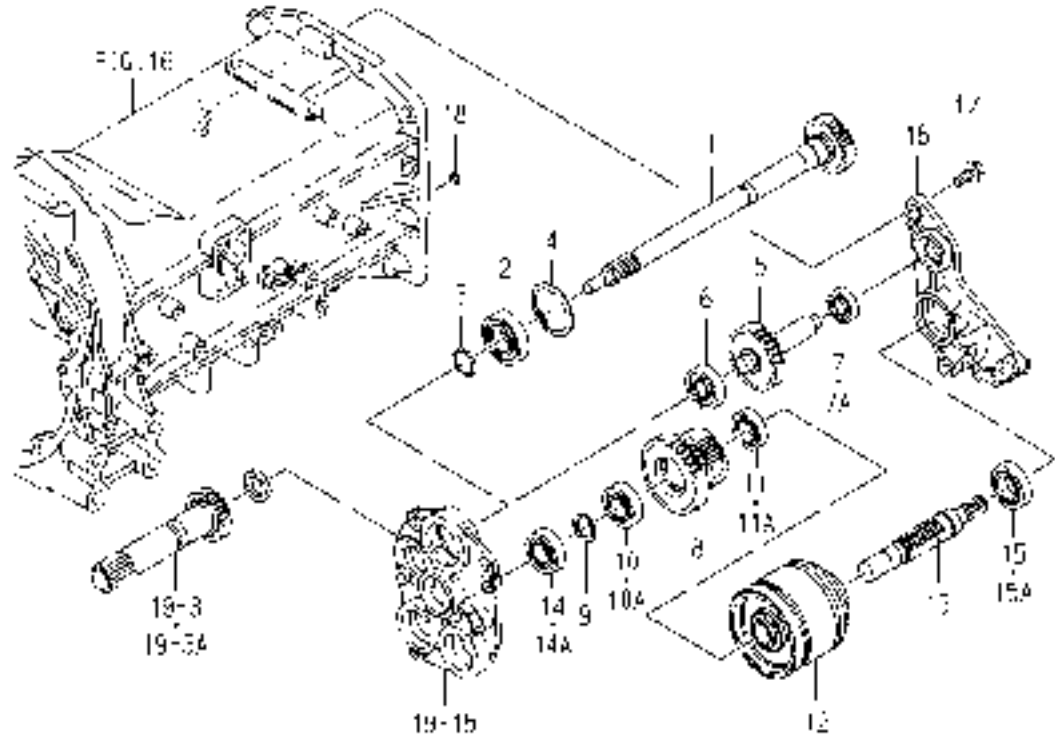
FIG. 20 GEAR(INPUT)SYSTEM(SK TYPE)



1773-203A-0100

KEY	PART CODE	DESCRIPTION	S P C	TYPE OF MODEL			I T C	C O L	G R P	REMARKS
				TH4295	TH4335	TH4365				
1	1773-203-001-00	METAL/INPUT	*	1	1					
2	V231-360-802-00	FLANGEBOLT	*	8	8					
3	1773-203-002-00	GEAR/HELICAL/21	*	1 -84	1 -412					
3A	1773-203-002-10	GEAR/HELICAL/21	*	1 85-	1 413-		1			
4	V744-125-380-70	SEAL,OIL/TC25387	*	1	1					
5	V600-410-620-70	BEARING/BALL	*	1 -147	1 -466					
5A	1729-202-007-00	BEARING/BALL	*	1 148-	1 467-					
6	1742-203-002-00	COLLAR/36X43X10	*	1	1					
7	V600-410-600-70	BEARING/BALL	*	1 -147	1 -466					
7A	1729-202-004-00	BEARING/BALL	*	1 148-	1 467-					
8	V704-140-035-00	RING,SNAP/35 C	*	1	1					
9	V744-135-500-80	SEAL,OIL/TC355008	*	1	1					
10	1560-206-002-40	PLATE	*	1	1					
11	V231-360-801-60	FLANGEBOLT	*	2	2					
12	1773-203-008-00	SHAFT/INPUT	*	1 -82	1 -392					
12A	1773-203-008-10	SHAFT/INPUT	*	1 89-	1 393-		1			
13	V600-410-630-40	BEARING/BALL	*	1 -147	1 -466					
13A	1729-202-011-00	BEARING/BALL	*	1 148-	1 467-					
14	1434-203-002-00	COLLAR,THRUST	*	1	1					
15	1773-203-200-00	GEAR/HELICAL/28-26	*	1 -80	1 -379					
15A	1773-203-200-10	GEAR/HELICAL/28-26	*	1 81-	1 380-		1			
16	1729-203-017-00	BEARING/NEEDLE	*	2	2					
17	1716-126-210-20	SYNCHRONIZER/30 ASSY	*	1	1					
18	1716-126-211-10	SLEEVE	*	1	1					
19	1627-205-223-00	PIN/INSERT	*	3	3					
20	1650-214-203-00	SPRING	*	2	2					
21	1650-214-204-00	RING/SYNCHRONIZER	*	2	2					
22	1773-203-210-00	GEAR/HELICAL/25 COMP	*	1 -80	1 -379					
22A	1773-203-210-10	GEAR/HELICAL/25 COMP	*	1 81-	1 380-		1			
23	1729-216-006-00	BEARING/NEEDLE	*	1	1					

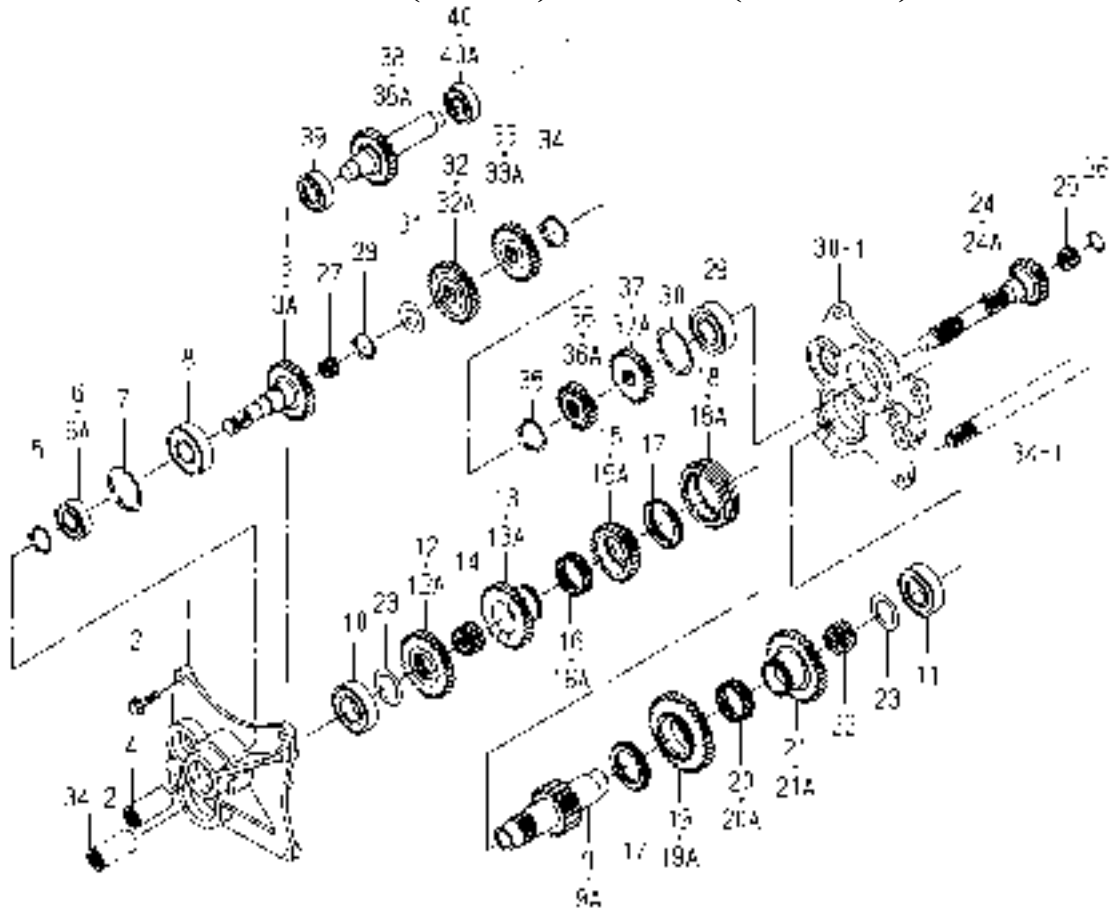
FIG. 22 GEAR(PTO)SYSTEM(EXCEPT H TYPE)



1773-209-0100

KEY	PART CODE	DESCRIPTION	S P C	TYPE OF MODEL			I T C	C O L	G R P	REMARKS
				TH4295	TH4335	TH4365				
1	1773-209-001-00	GEAR/HELICAL/24	*	1	1					
2	1614-203-015-00	BEARING/BALL	*	1	1					
3	V704-140-030-00	RING,SNAP/30 C	*	1	1					
4	V707-140-062-00	RING/SNAP	*	1	1					
5	1773-209-002-00	GEAR/HELICAL/28	*	1	1					
6	1560-214-003-00	BEARING/BALL/6304SH2	*	1	1					
7	V600-410-620-30	BEARING/BALL	*	1 -127	1 -466					
7A	V600-110-620-30	BEARING,RB/6203	*	1 128-	1 467-					
8	1773-209-003-00	GEAR/HELICAL/35	*	1	1					
9	1593-307-052-10	COLLAR/26X35X03	*	1	1					
10	V600-410-620-50	BEARING/BALL	*	1 -127	1 -466					
10A	V600-110-620-50	BEARING,RB/6205	*	1 128-	1 467-					
11	V600-410-600-50	BEARING/BALL	*	1 -127	1 -466					
11A	1729-202-002-00	BEARING/BALL	*	1 128-	1 467-					
12	1740-128-500-10	CLUTCH/PTO ASSY	*	1	1					FIG 204
13	1773-209-004-00	SHAFT/DRIVE/PTO	*	1	1					
14	V600-410-620-50	BEARING/BALL	*	1 -127	1 -466					
14A	V600-110-620-50	BEARING,RB/6205	*	1 128-	1 467-					
15	V600-410-600-60	BEARING/BALL	*	1 -127	1 -466					
15A	1729-202-003-00	BEARING/BALL	*	1 128-	1 467-					
16	1773-209-200-00	METAL/PTO COMP	*	1	1					
17	V231-361-002-50	FLANGEBOLT	*	4	4					
18	V720-112-401-00	O-RING/P10	*	1	1					

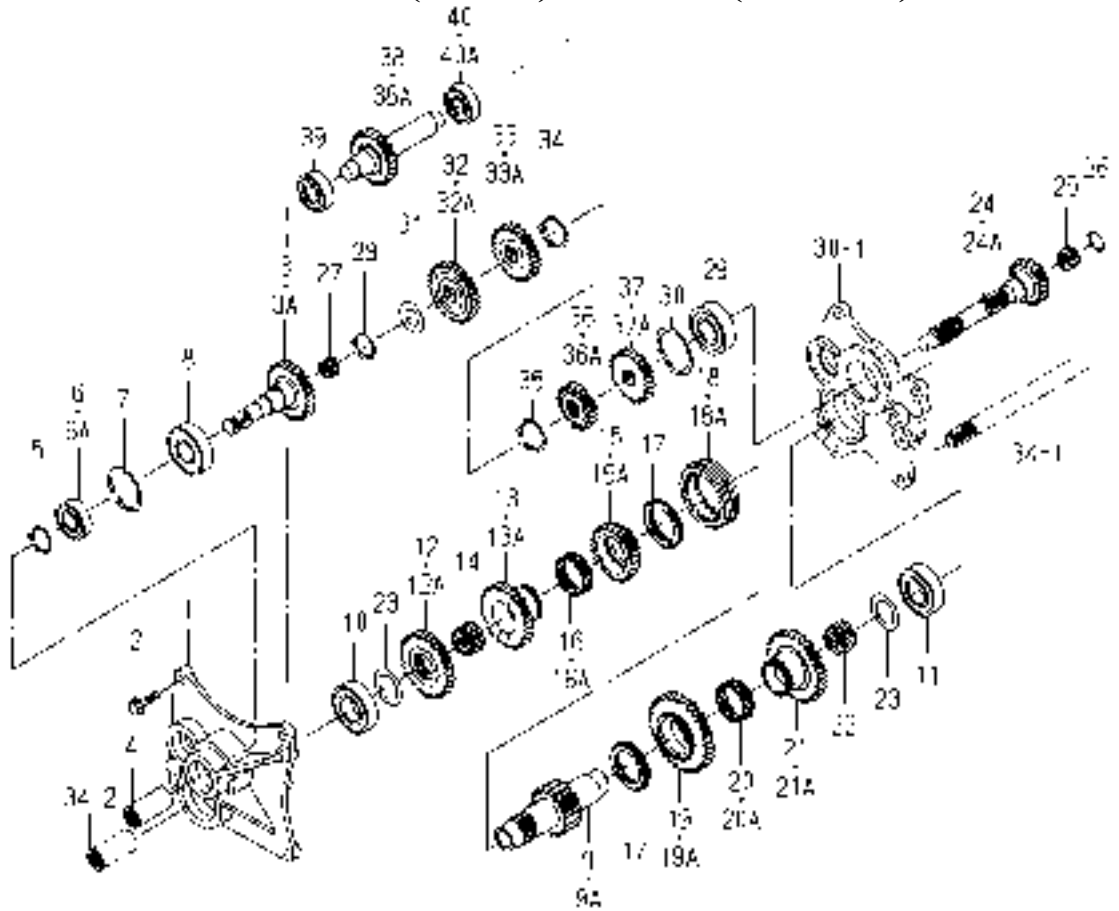
FIG. 25 GEAR(MAIN)SYSTEM(K TYPE)



1772-214A-0100

KEY	PART CODE	DESCRIPTION	S P C	TYPE OF MODEL			I T C	C O L	G R P	REMARKS
				TH4295	TH4335	TH4365				
1	1773-214-015-00	METAL/MAIN	*	1	1					
2	V231-361-002-50	FLANGE BOLT	*	4	4					
3	1772-214-001-00	GEAR/SPUR/30	*	1 -86	1 -432					
3A	1772-214-001-10	GEAR/SPUR/30	*	1 87-	1 433-		1			
4	1602-321-004-00	COUPLING/18X30X55	*	1	1					
5	V704-140-020-00	RING,SNAP/20C	*	1	1					
6	V600-410-620-40	BEARING/BALL	*	1 -127	1 -464					
6A	V600-110-620-40	BEARING,RB/6204	*	1 128-	1 465-					
7	V705-140-047-00	RING,SNAP/47 C	*	1	1					
8	1614-203-015-00	BEARING/BALL	*	1	1					
9	1773-214-006-00	SHAFT/MAIN	*	1 -84	1 -410					
9A	1773-214-006-10	SHAFT/MAIN	*	1 85-	1 411-		1			
10	V600-410-620-60	BEARING/BALL	*	1	1					
11	V600-410-620-60	BEARING/BALL	*	1	1					
12	1772-214-002-00	GEAR/SPUR/28	*	1 -84	1 -422					
12A	1772-214-002-10	GEAR/SPUR/28	*	1 85-	1 423-		1			
13	1773-214-003-00	GEAR/SPUR/30	*	1 -84	1 -417					
13A	1773-214-003-10	GEAR/SPUR/30	*	1 85-	1 418-		1			
14	2512-213-004-00	BEARING/NEEDLE	*	1	1					
15	1773-214-004-00	GEAR/SPUR/26	*	1 -89	1 -433					
15A	1773-214-004-10	GEAR/SPUR/26	*	1 90-	1 434-		1			
16	1716-205-024-00	BEARING/NEEDLE	*	1 -34	1 -230					
16A	1757-216-003-00	BEARING/NEEDLE	*	1 35-	1 231-					
17	1773-214-005-00	HUB	*	2	2					
18	1763-205-007-10	COUPLING	*	1 -48	1 -317					
18A	1763-205-007-20	COUPLING	*	1 49-	1 318-		1			
19	1773-214-023-00	GEAR/SPUR/39	*	1 -84	1 -416					
19A	1773-214-023-10	GEAR/SPUR/39	*	1 85-	1 417-		1			
20	1716-205-024-00	BEARING/NEEDLE	*	1 -34	1 -230					
20A	1757-216-003-00	BEARING/NEEDLE	*	1 35-	1 231-					

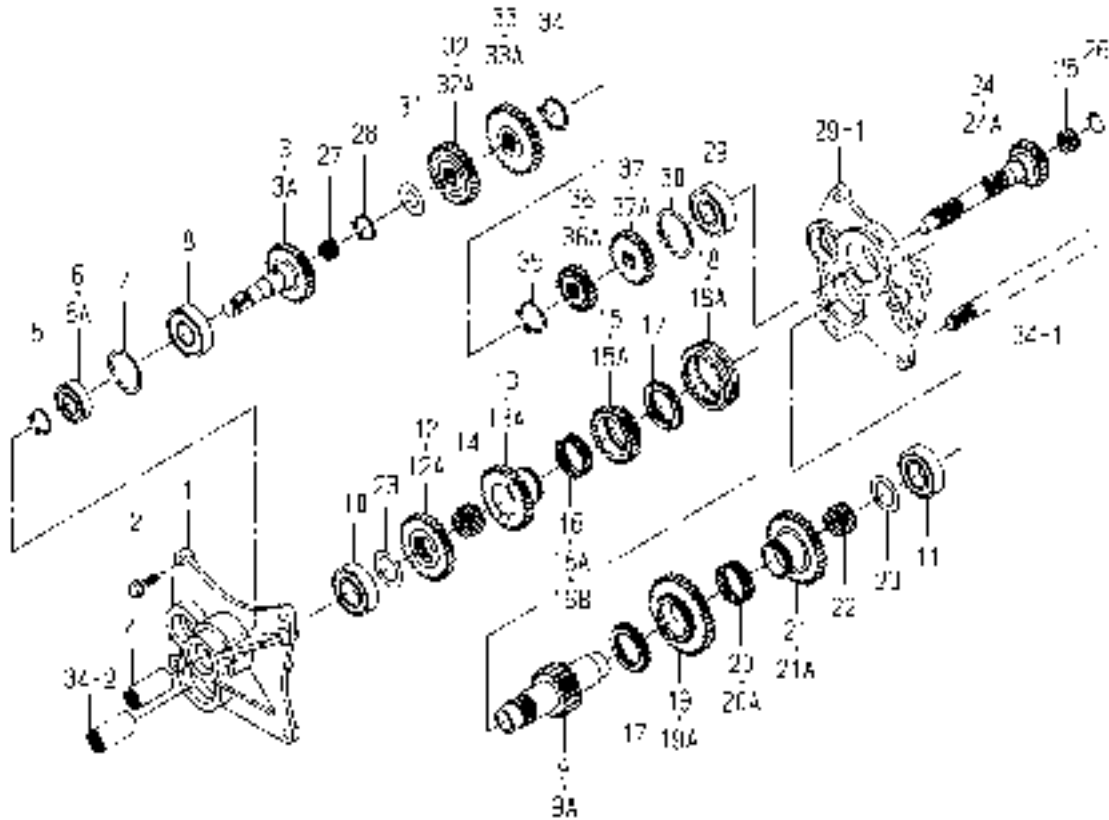
FIG. 25 GEAR(MAIN)SYSTEM(K TYPE)



1772-214A-0100

KEY	PART CODE	DESCRIPTION	S P C	TYPE OF MODEL			I T C	C O L	G R P	REMARKS
				TH4295	TH4335	TH4365				
21	1773-214-008-00	GEAR/SPUR/34	*	1 -84	1 -421					
21A	1773-214-008-10	GEAR/SPUR/34	*	1 85-	1 422-		1			
22	2512-213-004-00	BEARING/NEEDLE	*	1	1					
23	1560-208-018-40	WASHER/30X46X2	*	2	2					
24	1773-214-013-00	GEAR/SPUR/20	*	1 -82	1 -402					
24A	1773-214-013-10	GEAR/SPUR/20	*	1 83-	1 403-		1			
25	1716-127-011-00	BEARING/NEEDLE	*	1	1					
26	1560-208-023-00	RING,SNAP	*	1	1					
27	1709-206-005-00	BEARING/NEEDLE	*	1	1					
28	V704-140-020-00	RING,SNAP/20C	*	1	1					
29	1594-218-001-00	BEARING/BALL 6305SH2	*	1	1					
30	V707-140-062-00	RING/SNAP	*	1	1					
31	1602-205-056-00	COLLAR/20X39X02	*	1	1					
32	1773-214-009-00	GEAR/SPUR/28	*	1 -100	1 -452					
32A	1773-214-009-10	GEAR/SPUR/28	*	1 101-	1 453-		1			
33	1773-214-010-00	GEAR/SPUR/26	*	1 -84	1 -425					
33A	1773-214-010-10	GEAR/SPUR/26	*	1 85-	1 426-		1			
34	V704-140-025-00	RING,SNAP/25 C	*	1	1					
35	V704-140-025-00	RING,SNAP/25 C	*	1	1					
36	1773-214-024-00	GEAR/SPUR/19	*	1 -84	1 -419					
36A	1773-214-024-10	GEAR/SPUR/19	*	1 85-	1 420-		1			
37	1773-214-012-00	GEAR/SPUR/24	*	1 -82	1 -406					
37A	1773-214-012-10	GEAR/SPUR/24	*	1 83-	1 407-		1			
38	1773-214-014-00	GEAR/SPUR/25	*	1 -116	1 -464					
38A	1773-214-014-10	GEAR/SPUR/25	*	1 117-	1 465-		1			
39	1600-211-052-00	BEARING/BALL	*	1	1					
40	V600-410-620-40	BEARING/BALL	*	1 -127	1 -464					
40A	V600-110-620-40	BEARING,RB/6204	*	1 128-	1 465-					

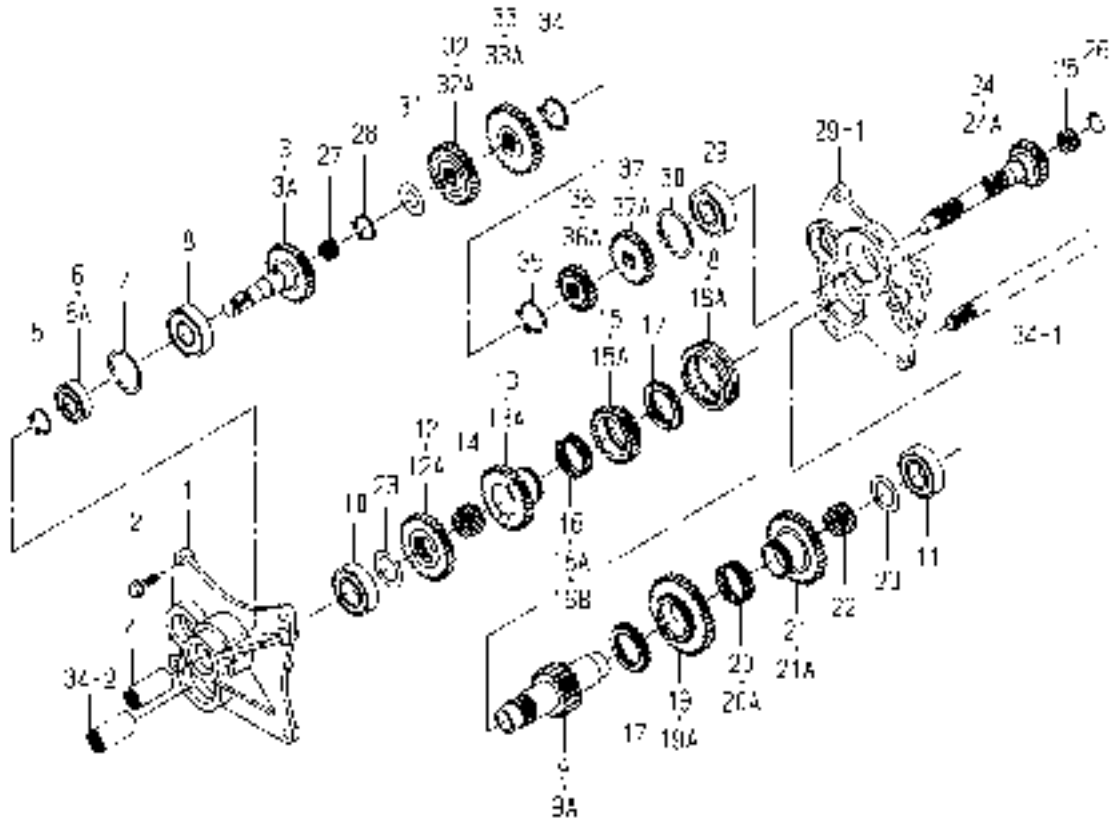
FIG. 26 GEAR(MAIN)SYSTEM(SK TYPE)



1772-214B-0100

KEY	PART CODE	DESCRIPTION	S P C	TYPE OF MODEL			I T C	C O L	G R P	REMARKS
				TH4295	TH4335	TH4365				
1	1773-214-015-00	METAL/MAIN	*	1	1					
2	V231-361-002-50	FLANGE BOLT	*	4	4					
3	1772-214-001-00	GEAR/SPUR/30	*	1 -86	1 -432					
3A	1772-214-001-10	GEAR/SPUR/30	*	1 87-	1 433-		1			
4	1602-321-004-00	COUPLING/18X30X55	*	1	1					
5	V704-140-020-00	RING,SNAP/20C	*	1	1					
6	V600-410-620-40	BEARING/BALL	*	1 -147	1 -466					
6A	V600-110-620-40	BEARING,RB/6204	*	1 148-	1 467-					
7	V705-140-047-00	RING,SNAP/47 C	*	1	1					
8	1614-203-015-00	BEARING/BALL	*	1	1					
9	1773-214-006-00	SHAFT/MAIN	*	1 -84	1 -410					
9A	1773-214-006-10	SHAFT/MAIN	*	1 85-	1 411-		1			
10	V600-410-620-60	BEARING/BALL	*	1	1					
11	V600-410-620-60	BEARING/BALL	*	1	1					
12	1772-214-002-00	GEAR/SPUR/28	*	1 -84	1 -422					
12A	1772-214-002-10	GEAR/SPUR/28	*	1 85-	1 423-		1			
13	1773-214-003-00	GEAR/SPUR/30	*	1 -84	1 -417					
13A	1773-214-003-10	GEAR/SPUR/30	*	1 85-	1 418-		1			
14	2512-213-004-00	BEARING/NEEDLE	*	1	1					
15	1773-214-021-00	GEAR/SPUR/26	*	1 -84	1 -419					
15A	1773-214-021-10	GEAR/SPUR/26	*	1 85-	1 420-		1			
16	1716-205-024-00	BEARING/NEEDLE	*	1 -37	1 -230					
16A	1757-216-003-00	BEARING/NEEDLE	*	1 -55	1 -343					
16B	V654-445-501-70	BEARING,KT455017	*	1 56-	1 344-					
17	1773-214-005-00	HUB	*	2	2					
18	1763-205-007-10	COUPLING	*	1 -48	1 -317					
18A	1763-205-007-20	COUPLING	*	1 49-	1 318-		1			
19	1773-214-023-00	GEAR/SPUR/39	*	1 -84	1 -416					
19A	1773-214-023-10	GEAR/SPUR/39	*	1 85-	1 417-		1			
20	1716-205-024-00	BEARING/NEEDLE	*	1 -37	1 -230					

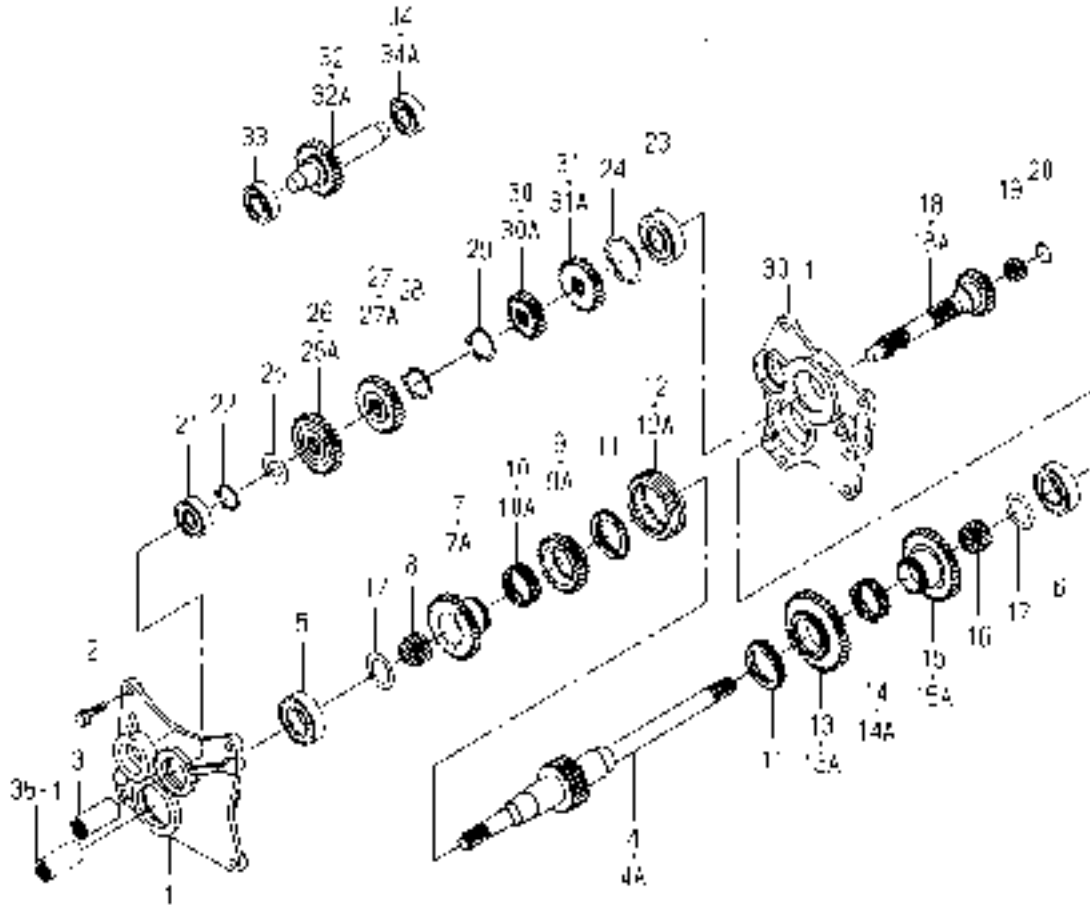
FIG. 26 GEAR(MAIN)SYSTEM(SK TYPE)



1772-214B-0100

KEY	PART CODE	DESCRIPTION	S P C	TYPE OF MODEL			I T C	C O L	G R P	REMARKS
				TH4295	TH4335	TH4365				
20A	1757-216-003-00	BEARING/NEEDLE	*	1 38-	1 231-					
21	1773-214-008-00	GEAR/SPUR/34	*	1 84-	1 421-					
21A	1773-214-008-10	GEAR/SPUR/34	*	1 85-	1 422-		1			
22	2512-213-004-00	BEARING/NEEDLE	*	1	1					
23	1560-208-018-40	WASHER/30X46X2	*	2	2					
24	1773-214-013-00	GEAR/SPUR/20	*	1 82-	1 402-					
24A	1773-214-013-10	GEAR/SPUR/20	*	1 83-	1 403-		1			
25	1716-127-011-00	BEARING/NEEDLE	*	1	1					
26	1560-208-023-00	RING,SNAP	*	1	1					
27	1709-206-005-00	BEARING/NEEDLE	*	1	1					
28	V704-140-020-00	RING,SNAP/20C	*	1	1					
29	1594-218-001-00	BEARING/BALL 6305SH2	*	1	1					
30	V707-140-062-00	RING/SNAP	*	1	1					
31	1602-205-056-00	COLLAR/20X39X02	*	1	1					
32	1773-214-009-00	GEAR/SPUR/28	*	1 100-	1 452-					
32A	1773-214-009-10	GEAR/SPUR/28	*	1 101-	1 453-		1			
33	1773-214-022-00	GEAR/SPUR/32	*	1 84-	1 419-					
33A	1773-214-022-10	GEAR/SPUR/32	*	1 85-	1 420-		1			
34	V704-140-025-00	RING,SNAP/25 C	*	1	1					
35	V704-140-025-00	RING,SNAP/25 C	*	1	1					
36	1773-214-024-00	GEAR/SPUR/19	*	1 84-	1 419-					
36A	1773-214-024-10	GEAR/SPUR/19	*	1 85-	1 420-		1			
37	1773-214-012-00	GEAR/SPUR/24	*	1 82-	1 406-					
37A	1773-214-012-10	GEAR/SPUR/24	*	1 83-	1 407-		1			

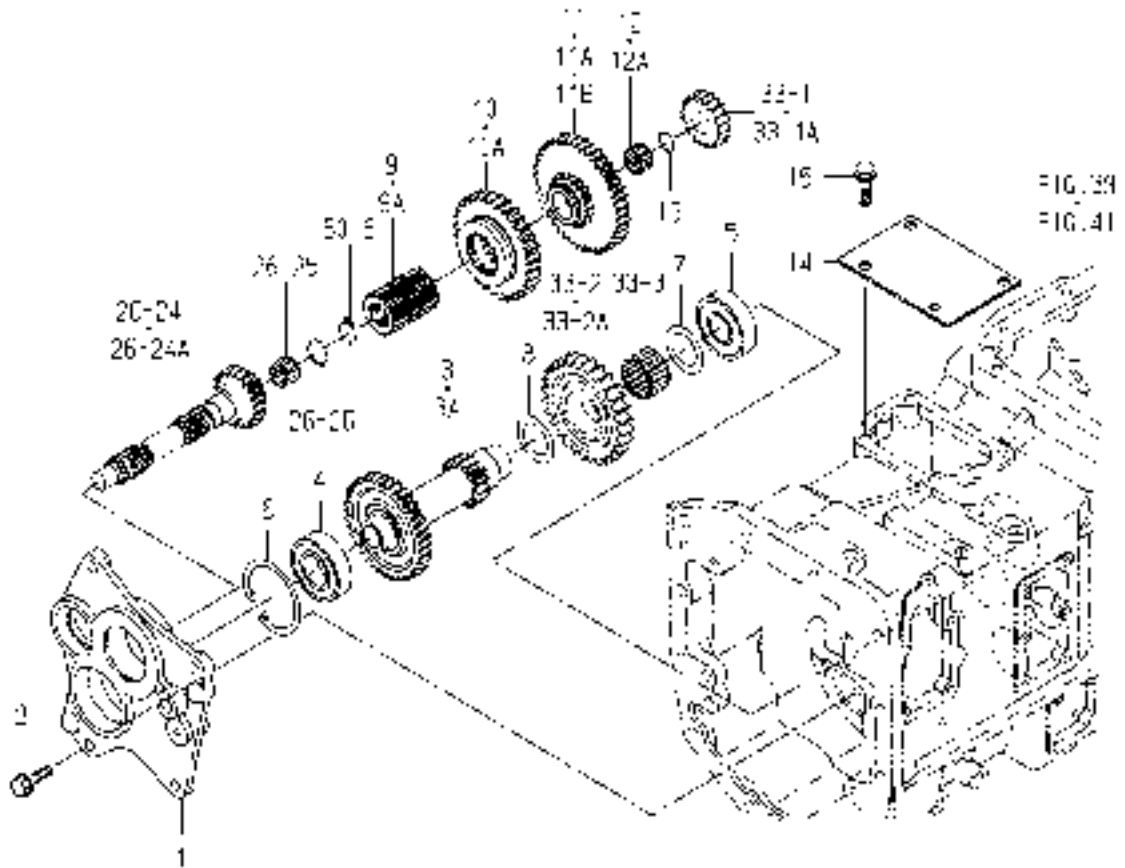
FIG. 27 GEAR(MAIN)SYSTEM(V TYPE EXCEPT SK)



1772-214C-0100

KEY	PART CODE	DESCRIPTION	S P C	TYPE OF MODEL			I T C	C O L	G R P	REMARKS
				TH4295	TH4335	TH4365				
1	1772-214-004-00	METAL/MAIN	*	1	1					
2	V231-361-002-50	FLANGEBOLT	*	4	4					
3	1673-431-001-10	COUPRING/16X27X55	*	1	1					
4	1772-214-003-00	SHAFT/MAIN	*	1 -168	1 -527					
4A	1772-214-003-10	SHAFT/MAIN	*	1 169-	1 528-		1			
5	V600-410-620-60	BEARING/BALL	*	1	1					
6	V600-410-620-60	BEARING/BALL	*	1	1					
7	1773-214-003-00	GEAR/SPUR/30	*	1 -84	1 -417					
7A	1773-214-003-10	GEAR/SPUR/30	*	1 85-	1 418-		1			
8	2512-213-004-00	BEARING/NEEDLE	*	1	1					
9	1773-214-004-00	GEAR/SPUR/26	*	1 -89	1 -433					
9A	1773-214-004-10	GEAR/SPUR/26	*	1 90-	1 434-		1			
10	1716-205-024-00	BEARING/NEEDLE	*	1 -37	1 -230					
10A	1757-216-003-00	BEARING/NEEDLE	*	1 38-	1 231-					
11	1773-214-005-00	HUB	*	2	2					
12	1763-205-007-10	COUPLING	*	1 -48	1 -317					
12A	1763-205-007-20	COUPLING	*	1 49-	1 318-		1			
13	1773-214-023-00	GEAR/SPUR/39	*	1 -84	1 -416					
13A	1773-214-023-10	GEAR/SPUR/39	*	1 85-	1 417-		1			
14	1716-205-024-00	BEARING/NEEDLE	*	1 -37	1 -230					
14A	1757-216-003-00	BEARING/NEEDLE	*	1 38-	1 231-					
15	1773-214-008-00	GEAR/SPUR/34	*	1 -84	1 -421					
15A	1773-214-008-10	GEAR/SPUR/34	*	1 85-	1 422-		1			
16	2512-213-004-00	BEARING/NEEDLE	*	1	1					
17	1560-208-018-40	WASHER/30X46X2	*	2	2					
18	1773-214-013-00	GEAR/SPUR/20	*	1 -82	1 -402					
18A	1773-214-013-10	GEAR/SPUR/20	*	1 83-	1 403-		1			
19	1716-127-011-00	BEARING/NEEDLE	*	1	1					
20	1560-208-023-00	RING,SNAP	*	1	1					
21	V600-410-630-30	BEARING/BALL	*	1	1					

FIG. 29 GEAR(SUB)SYSTEM(SK TYPE)

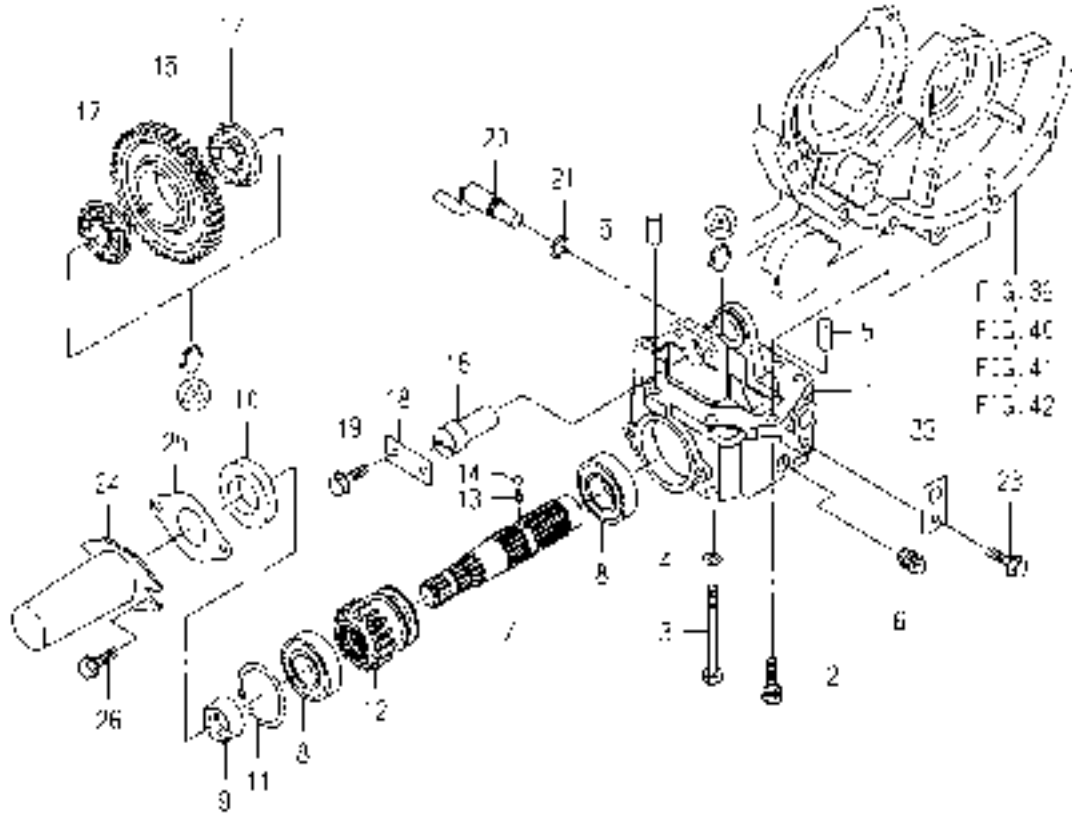


1772-216-0100

KEY	PART CODE	DESCRIPTION	S P C	TYPE OF MODEL			I T C	C O L	G R P	REMARKS
				TH4295	TH4335	TH4365				
1	1773-216-008-00	METAL/SUB	*	1	1					
2	V231-361-002-50	FLANGE BOLT	*	4	4					
3	1772-216-007-00	GEAR/SPUR/38-18	*	1 -84	1 -398					
3A	1772-216-007-10	GEAR/SPUR/38-18	*	1 85-	1 399-		1			
4	V600-410-620-60	BEARING/BALL	*	1	1					
5	1614-203-015-00	BEARING/BALL	*	1	1					
6	V707-140-062-00	RING/SNAP	*	1	1					
7	1641-217-032-00	WASHER/36X46X02	*	1	1					
8	1773-216-011-00	WASHER/35X50X02	*	1	1					
9	1773-216-004-00	HUB/23X40X58	*	1 -55	1 -356					
9A	1773-216-004-10	HUB/23X40X58	*	1 56-	1 357-		1			
10	1772-216-008-00	GEAR/SPUR/38	*	1 -84	1 -417					
10A	1772-216-008-10	GEAR/SPUR/38	*	1 85-	1 418-		1			
11	1772-216-001-00	GEAR/SPUR/18-40	*	1 -31	1 -153					
11A	1772-216-001-10	GEAR/SPUR/18-40	*	1 -84	1 -415		1			
11B	1772-216-001-20	GEAR/SPUR/18-40	*	1 85-	1 416-		1			
12	1729-216-006-00	BEARING/NEEDLE	*	1 -31	1 -153					
12A	1729-203-017-00	BEARING/NEEDLE	*	1 32-	1 154-					
13	1595-243-002-00	LINK	*	1 32-	1 154-					
14	1772-216-006-00	PLATE/1/94X140	*	1	1					
15	V231-361-001-60	FLANGE BOLT	*	4	4					

FIG. 37 MID PTO SYSTEM(EXCEPT E4A TYPE)(1/2)

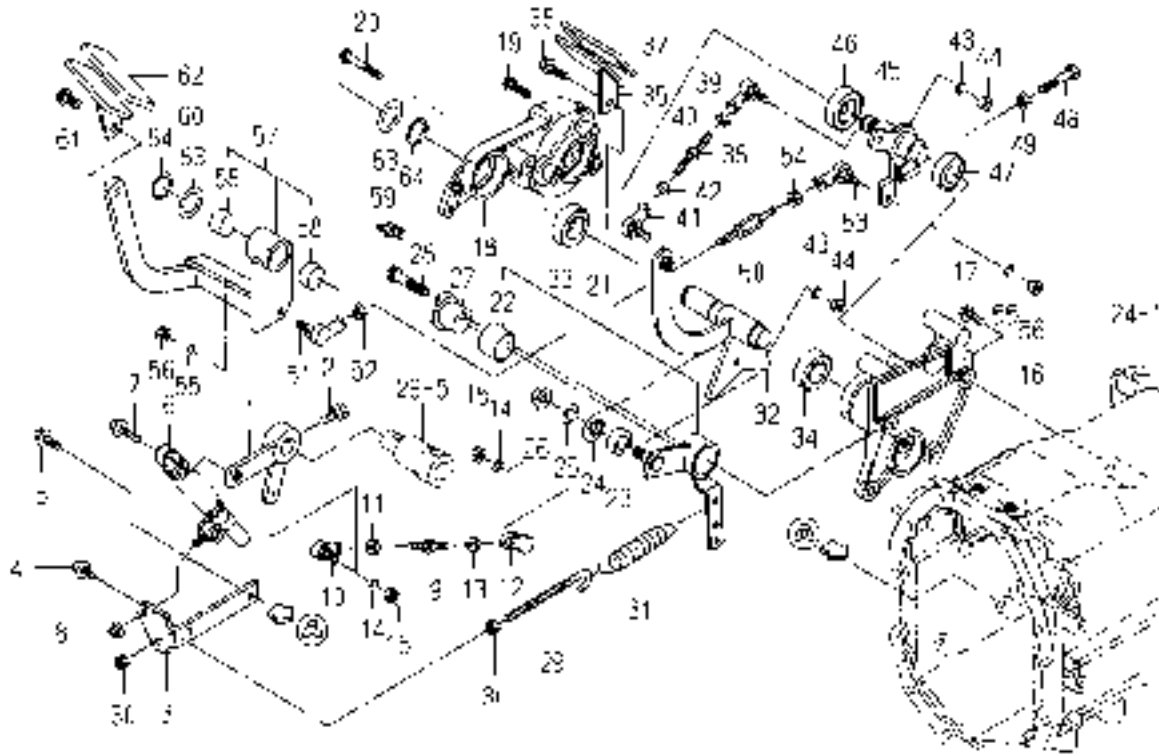
29-30 PLEASE SEE 2/2 PAGE



1772-229 -0100

KEY	PART CODE	DESCRIPTION	S P C	TYPE OF MODEL			I T C	C O L	G R P	REMARKS
				TH4295	TH4335	TH4365				
1	1773-229-201-00	CASE/PTO/MID	*	1	1	1				
2	V211-561-002-50	BOLT/M10X25	*	2	2	2				
3	V201-361-009-00	BOLT/M10X90	*	4	4	4				
4	V401-160-010-00	WASHER,SP/M10	*	4	4	4				
5	V523-101-002-40	PIN	*	2	2	2				
6	V781-160-000-6B	PLUG/SCREW/SEAL	*	1	1	1				
7	1773-229-202-00	SHAFT/PTO/MID	*	1	1	1				
8	V600-410-620-60	BEARING/BALL	*	2	2	2				
9	1480-212-004-10	SLEEVE	*	1	1	1				
10	1687-255-005-00	SEAL/OIL	*	1	1	1				
11	V707-140-062-00	RING/SNAP	*	1	1	1				
12	1773-229-203-00	GEAR/SPUR/18	*	1	1	1				
13	1302-225-003-00	SPRING,SHIFTER	*	1	1	1				
14	V682-200-001-00	BALL	*	1	1	1				
15	1773-229-204-00	GEAR/SPUR/41	*	1	1	1				
16	1620-255-207-00	SHAFT	*	1	1	1				
17	1603-322-003-00	BEARING,BALL	*	2	2	2				
18	1568-731-103-00	PLATE/I 25X60	*	1	1	1				
19	V231-360-801-60	FLANGEBOLT	*	2	2	2				
20	1773-229-210-00	ARM/SHIFT/MID COMP	*	1	1	1				
21	V720-102-401-40	O-RING/P14	*	1	1	1				
22	1620-255-208-00	PLATE/I/30X50	*	1	1	1				
23	V231-360-801-20	FLANGEBOLT	*	1	1	1				
24	1444-314-009-10	CAP,PTO SHAFT	*	1	1	1				
25	1687-255-004-00	PLATE	*	1	1	1				
26	V231-360-801-60	FLANGEBOLT	*	2	2	2				
27	1620-265-300-00	ARM/PTO/MID COMP	*	1	1	1				
28	V580-140-602-50	PIN,SPRING/6 X25 W	*	1	1	1				
29	1773-229-301-00	PLATE/I/19X426	*	1	1	1				
30	V411-260-008-00	WASHER,PL/M 8	*	2	2	2				

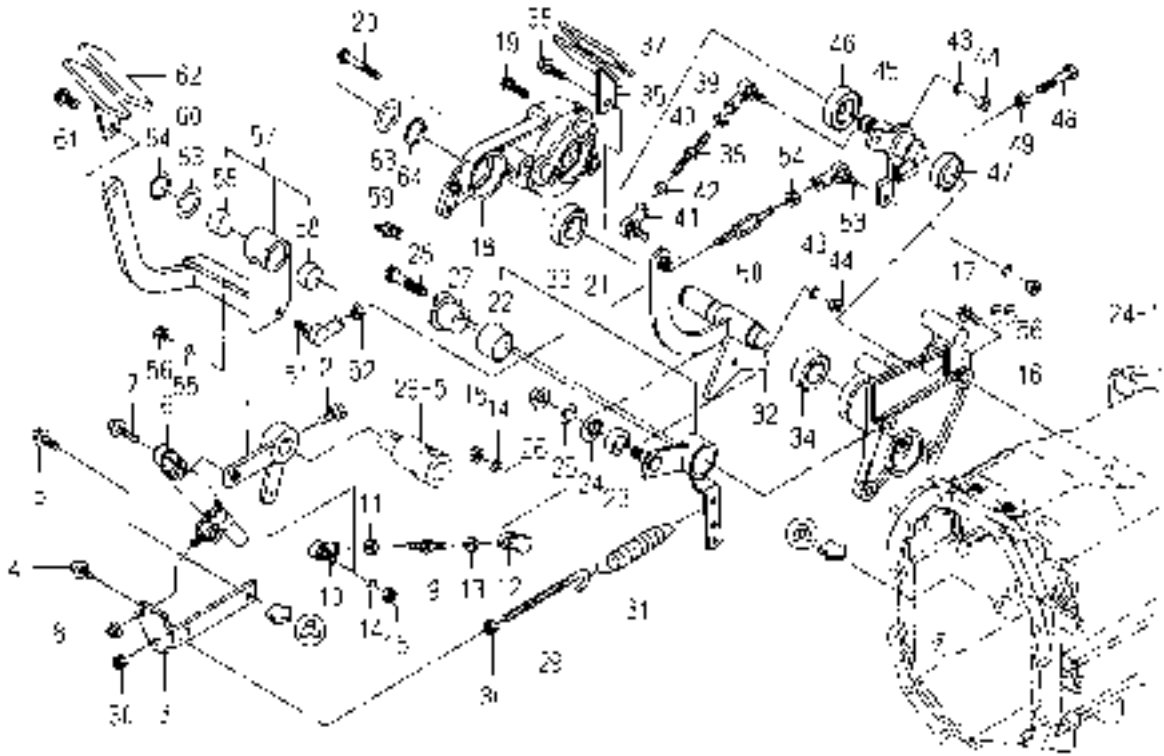
FIG. 57 PEDAL SYSTEM(H TYPE)



1772-271-0100

KEY	PART CODE	DESCRIPTION	S P C	TYPE OF MODEL				I T C	C O L	G R P	REMARKS
				TH4295	TH4335	TH4365					
1	1773-271-210-00	ARM/TRUNNION COMP	*	1	1	1					
2	1646-226-053-00	BOLT/SM/M10X23	*	1	1	1					
3	1772-271-250-20	PLATE/HOLDER COMP	*	1	1	1					
4	V231-360-801-60	FLANGEBOLT	*	1	1	1					
5	V231-360-802-00	FLANGEBOLT	*	1	1	1					
6	1646-640-580-00	DAMPER/OIL ASSY	*	1	1	1					
7	V231-360-803-00	FLANGEBOLT	*	1	1	1					
8	V362-260-008-00	NUT/WASHER	*	1	1	1					
9	1646-640-002-00	ROD/M08X64	*	1	1	1					
10	1560-695-021-00	JOINT BALL M08RH	*	1	1	1					
11	V304-460-008-00	NUT/M8	*	1	1	1					
12	1560-695-022-00	JOINT BALL M08LH	*	1	1	1					
13	1560-132-007-30	NUT/M8	*	1	1	1					
14	V401-160-008-00	WASHER,SP/M 8	*	2	2	2					
15	V304-260-008-00	NUT	*	2	2	2					
16	1772-271-001-10	BRACKET/LINK	*	1	1	1					
17	V231-361-002-50	FLANGEBOLT	*	4	4	4					
18	1743-640-053-10	METAL/LINK	*	1	1	1					
19	V231-360-803-00	FLANGEBOLT	*	3	3	3					
20	V231-360-805-50	FLANGEBOLT	*	1	1	1					
21	1772-271-260-10	ARM/NEUTRAL ASSY	*	1	1	1					
22	1646-640-221-00	BUSH/32X36X25	*	1	1	1					
23	V600-350-600-20	BEARING/BALL	*	1	1	1					
24	1689-271-006-00	WASHER/38X12X2	*	1	1	1					
25	V401-160-012-00	WASHER,SP/M12	*	1	1	1					
26	V304-260-012-00	NUT/M12	*	1	1	1					
27	1646-640-006-00	PIN/ADJUST	*	1	1	1					
28	V231-361-005-00	FLANGEBOLT	*	1	1	1					
29	1743-640-055-10	ROD/TENSION/M08X130	*	1	1	1					
30	V304-260-008-00	NUT	*	2	2	2					

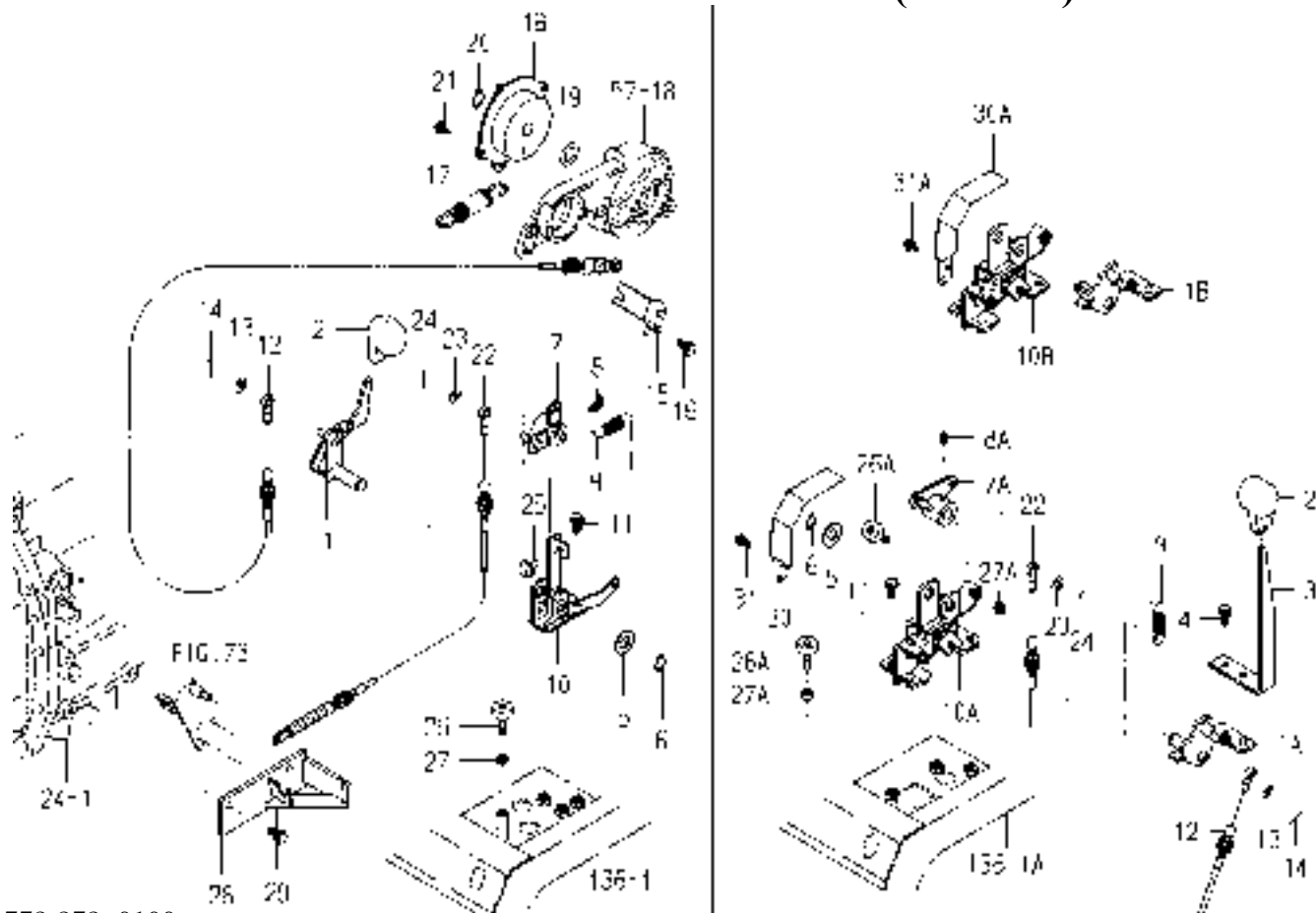
FIG. 57 PEDAL SYSTEM(H TYPE)



1772-271 -0100

KEY	PART CODE	DESCRIPTION	S P C	TYPE OF MODEL			I T C	C O L	G R P	REMARKS
				TH4295	TH4335	TH4365				
31	3661-114-004-00	SPRING/HE122	*	1	1	1				
32	1772-271-210-00	ARM/HST/F COMP	*	1	1	1				
33	1729-202-015-00	BEARING/BALL	*	1	1	1				
34	V600-450-600-50	BEARING/BALL	*	1	1	1				
35	1773-271-360-00	PEDAL/HST/F COMP	*	1	1	1				
36	V231-361-002-50	FLANGE BOLT	*	1	1	1				
37	1747-640-067-00	PAD/HST	*	1	1	1				
38	1646-640-002-00	ROD/M08X64	*	1	1	1				
39	1560-695-021-00	JOINT BALL M08RH	*	1	1	1				
40	V304-460-008-00	NUT/M8	*	1	1	1				
41	1560-695-022-00	JOINT BALL M08LH	*	1	1	1				
42	1560-132-007-30	NUT/M8	*	1	1	1				
43	V401-160-008-00	WASHER,SP/M 8	*	2	2	2				
44	V304-260-008-00	NUT	*	2	2	2				
45	1772-271-240-00	PIN/COUNTER COMP	*	1	1	1				
46	V600-450-600-50	BEARING/BALL	*	1	1	1				
47	1729-202-012-00	BEARING/BALL	*	1	1	1				
48	V201-261-004-50	BOLT/M10X45	*	1	1	1				
49	V304-260-010-00	NUT	*	1	1	1				
50	1747-640-051-00	ROD/M08X92	*	1	1	1				
51	1560-695-021-00	JOINT BALL M08RH	*	1	1	1				
52	V304-460-008-00	NUT/M8	*	1	1	1				
53	1560-695-022-00	JOINT BALL M08LH	*	1	1	1				
54	1560-132-007-30	NUT/M8	*	1	1	1				
55	V401-160-008-00	WASHER,SP/M 8	*	2	2	2				
56	V304-260-008-00	NUT	*	2	2	2				
57	1772-271-220-00	ARM/HST/R ASSY	*	1	1	1				
58	8654-203-201-00	BUSH/25X28X15	*	2	2	2				
59	V760-150-000-00	NIPPLE,GREASE	*	1	1	1				
60	1773-271-370-00	PEDAL/HST/R COMP	*	1	1	1				

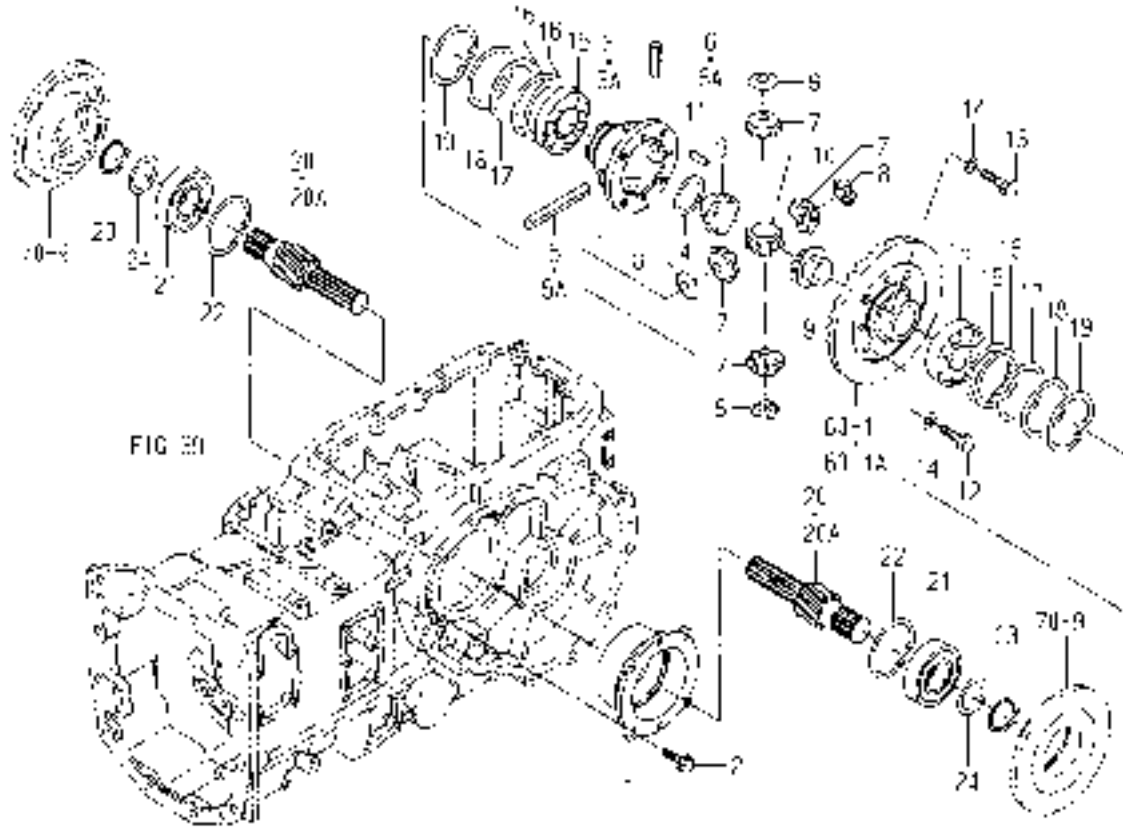
FIG. 58 AUTO CRUISE SYSTEM(H TYPE)



1772-272 -0100

KEY	PART CODE	DESCRIPTION	S P C	TYPE OF MODEL			I T C	C O L	G R P	REMARKS
				TH4295	TH4335	TH4365				
1	1772-272-200-00	LEVER/PLATE COMP	*	1 -97	1 -450					
1A	1772-272-240-00	LEVER/CRUISE/B COMP	*	1 -105	1 -460					
1B	1772-272-240-10	LEVER/CRUISE/B COMP	*	1 106-	1 461-	1	1			
2	1703-261-002-00	GRIP/MAIN	*	1	1	1				
3	1772-272-001-00	LEVER/CRUISE/A	*	1 98-	1 451-	1				
4	V231-360-801-60	FLANGEBOLT	*	1 98-	1 451-	1				
5	V411-260-014-00	WASHER,PL/M14	*	1	1	1				
6	V704-140-015-00	RING,SNAP/15 C	*	1	1	1				
7	1772-272-230-00	ARM/CRUISE COMP	*	1 -97	1 -450					
7A	1772-272-230-10	ARM/CRUISE COMP	*	1 98-	1 451-	1	3			
8	V762-150-000-00	NIPPLE,GREASE/B-M6F	*	1 -97	1 -450					
8A	V760-150-000-00	NIPPLE,GREASE	*	1 98-	1 451-	1				
9	2194-128-003-00	SPRING/HE60	*	1	1	1				
10	1772-272-210-00	PLATE/CRUISE COMP	*	1 -97	1 -450					
10A	1772-272-250-00	BRACKET/CRUISE COMP	*	1 -191	1 -509	1 -115				
10B	1772-272-250-10	BRACKET/CRUISE COMP	*	1 192-	1 510-	1 116-	1			
11	V231-360-801-60	FLANGEBOLT	*	3	3	3				
12	1772-272-300-00	CABLE/CRUISE/H ASSY	*	1	1	1				
13	V411-260-008-00	WASHER,PL/M 8	*	1	1	1				
14	V500-162-002-00	PIN,SPLIT/2 X20	*	1	1	1				
15	1743-642-051-10	STAY/CABLE/CRUISE	*	1	1	1				
16	V231-360-801-60	FLANGEBOLT	*	2	2	2				
17	1743-642-053-00	SPRING/HE110	*	1	1	1				
18	3824-222-300-00	BRAKE ASSY	*	1	1	1				
19	3824-222-006-00	COLLAR/18X30X1	*	1	1	1				
20	V704-140-018-00	RING,SNAP/18 C	*	1	1	1				
21	V230-360-601-20	FLANGEBOLT	*	4	4	4				
22	1772-272-310-00	CABLE/CRUISE/R ASSY	*	1	1	1				
23	V411-260-008-00	WASHER,PL/M 8	*	1	1	1				
24	V500-162-002-00	PIN,SPLIT/2 X20	*	1	1	1				

**FIG. 62 DIFFERENTIAL GEAR SYSTEM
(EXCEPT H TYPE)**



1773-304 -0100

KEY	PART CODE	DESCRIPTION	S P C	TYPE OF MODEL			I T C	C O L	G R P	REMARKS
				TH4295	TH4335	TH4365				
1	1773-304-001-00	METAL/DIFF	*	1	1					
2	V231-360-802-50	FLANGEBOLT	*	4	4					
3	1773-304-004-00	CASE/DIFF	*	1 -75	1 -377					
3A	1773-304-004-20	CASE/DIFF	*	1 76-	1 378-		3			
4	1725-304-009-00	WASHER/38X52X01	*	1	1					
5	1480-301-002-10	SHAFT,DIFF PINION A	*	1 -31	1 -181					
5A	1773-304-009-00	SHAFT/PINION/A	*	1 32-	1 182-					
6	1480-301-003-10	SHAFT,DIFF PINION B	*	2 -31	2 -181					
6A	1773-304-011-00	SHAFT/PINION/B	*	2 32-	2 182-					
7	1716-304-084-00	GEAR/BEVEL/11	*	4	4					
8	1773-304-008-00	WASHER/PINION	*	4	4					
9	1773-304-005-00	GEAR/BEVEL/16	*	2	2					
10	1656-432-003-00	HOLDER/SHAFT/DIFF	*	1	1					
11	1672-301-002-00	PIN	*	3	3					
12	1773-304-006-00	BOLT/REAMER/M10X1.5X	*	2	2					
13	1773-304-007-00	BOLT/SM/M10X1.5X25	*	2	2					
14	V401-160-010-00	WASHER,SP/M10	*	4	4					
15	V600-110-601-10	BEARING,RB/6011	*	2	2					
16	1617-304-008-00	SHIM/0.2	*	4	4					
17	1617-304-009-00	SHIM/0.1	*	2	2					
18	1617-304-011-00	WASHER/75X90X03	*	2	2					
19	V707-140-090-00	RING/SNAP	*	2	2					
20	1773-304-002-10	GEAR/HELICAL/09	*	2 -84	2 -421					
20A	1773-304-002-20	GEAR/HELICAL/09	*	2 85-	2 422-		1			
21	3676-107-005-00	BEARING/BALL	*	2	2					
22	V707-140-080-00	RING/SNAP	*	2	2					
23	V704-140-035-00	RING,SNAP/35 C	*	2	2					
24	1444-314-004-10	COLLAR(35X50X2)	*	2	2					

