

# MAHINDRA

T R A C T O R S

## PARTS CATALOGUE

### '10' Series

4510C Model

Click here to go on

[INDEX](#)

[Main Menu](#)



Cultivate  
Your  
Dreams<sup>SM</sup>

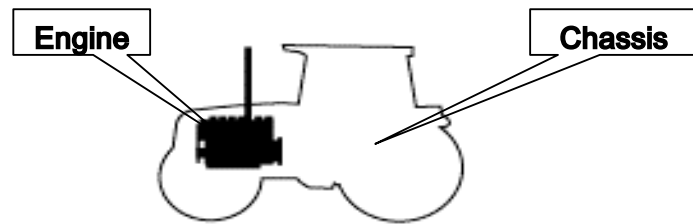
## Important tips of Parts Catalogue

We thank you for your purchasing our product, manufactured under strict quality control, by gathering plenty of experiences and new technology, designed for a comfort and pleasant work.

### 1. Part Composition

This catalogue deals with engine and chassis.

Detailed classifications are listed in the following page.



### 2. For locating parts easily, Please Note:

A. If you know the assembly where the part is used.

-Refer to the relevant figure from the identifying group symbol illustration,

-Locate the relevant chapter

-Refer to the particular chapter desired.

### 3. For ordering parts

To obtain spare parts please contact your nearest dealer and give him the details listed below.

① Tractor Model : Tractor

② Tractor Serial Number : W050000

③ Part Number : 16001032000

④ Description : Air cleaner assembly

⑤ Quantity required: 1



### 4. For ordering PARTS CATALOGUE

This is Priced Item and one is to order the same on part No. 1451 950 001 0

This supersedes all our editions.

Note) When replacing parts, please use original spare parts to be sure of the performance and the longer life of the product

※ The information in this catalogue may at any time be modified without a prior notice for the improvement of performance, please consult our spare parts dept. for the detailed inquiry.

## 5. How to use parts catalogue

FIG 023 ②	RADIATOR ③	P1 ④	Month/Year ⑤ 08 / 03	①			
NOTE ⑬							
FIG 023 ②	RADIATOR ③	P1 ④	Month / Year ⑤ 07 / 03	①			
KEY NO	PART NO	PART NAME	SPEC	Q'TY	REPAIR	ENG SERIAL NO	REMARKS
023 001	14571042001	RADIATOR SET		1			
023 002	14571042101	RADIATOR SET		1			
023 003	14571042171	SHROUD		1			
023 006	14571042301HB	NET COMP		1			
023 007	V27112	BOLT , WING	M6X12 ⑨	⑩	⑪	⑫	⑭
NOTE ⑬							

① Group Indication : Indicate the relevant location of the part with a symbol illustration.

② Figure Number: Indicate the relevant section of the machine with a figure number.

③ Section Name : Indicate the section name of the machine

④ Section Page : Page number of the section in this catalogue.

⑤ Date : Show the Month/Year of the section made or updated

- ⑥ Key number : Indicating number of each parts in the illustration.
  - ⑦ Part Number : Unique part number maintained in our system
    - The part number starting with V or M means it is TYM's standard part
    - The alphabet at the end of part number means the status of material or the color of paint
- Legend : M:Machining, DG:Dark Gray, BR:Bright Red, SW:Summer White, PB:Pure Black, GB:Glossy Black, SR:Super Red, MS:Metallic Silver  
DD:Heat proof Black, TY: Tangerine Yellow etc.

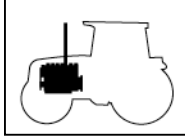
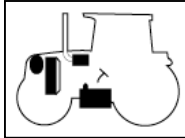
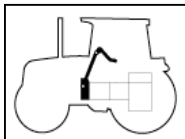
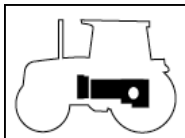
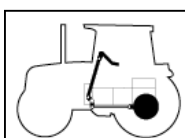

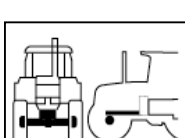
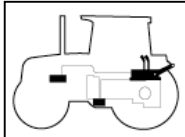
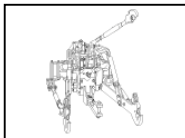

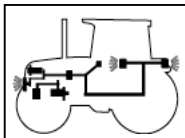
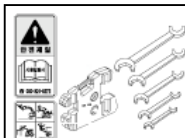
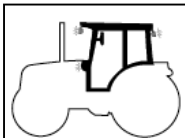
- ⑧ Description : Description of a part, Abbreviation means as follows.
  - Indicate the mixture condition of a part
    - ASSY : Assembly with a mixture of several parts, so can be broke up retaining their original form
    - COMP : Assembly with a mixture of several parts, but can not be broke up retaining their original form
    - SUB : mean the same as ASSY but used in lower level in aid.
    - SET : Part consist of ASSY, COMP, and part(s) as a group
  - Indicate the location of a part
    - LH: Left, RH: Right, FR: Front, RR: Rear, UPR: Upper, LOW: Lower

- ⑨ Type : Type of the standard items like bolt or nut
- ⑩ Quantity : Total quantity of the part referred to in the page.
  - Symbol below indicate options. So, show the quantity of each option.
  - Note) AR means as requested quantity.
- ⑪ Repair Parts consumption frequency class: indicate the level of a part in aid of stocking spares, anticipating the service requirements.
  - A :Fast moving part(frequently required)
  - B :Medium moving part (sometimes required)
  - C :Slow moving part(rarely required)

- ⑫ Modification :
  - Year/Month~ : From which the change starts
  - ~ Year/Month : To which the part installed

- ⑬ Notes : explain some reference data
- ⑭ Remark : indicate reference data or abbreviation in the content.

## ENGINEERING GROUP INDEX

<div style="margin-bottom: 10px;">  <b>1 ENGINE</b> </div> <div style="margin-bottom: 10px;">  <b>2 ENGINE ACCESSORIES &amp; CONTROL</b> </div> <div style="margin-bottom: 10px;">  <b>3 CLUTCH &amp; CONTROL</b> </div> <div style="margin-bottom: 10px;">  <b>4 TRANSMISSION &amp; REAR AXLE</b> </div> <div style="margin-bottom: 10px;">  <b>5 BRAKE &amp; CONTROL</b> </div> <div style="margin-bottom: 10px;">  <b>6 TIRE,RIM &amp; POWER STEERING</b> </div> <div style="margin-bottom: 10px;">  <b>7 FRONT AXLE,SUPPORTER &amp; DRIVE SHAFT</b> </div>	<div style="margin-bottom: 10px;">  <b>8 HYDRAULICS</b> </div> <div style="margin-bottom: 10px;">  <b>9 3- POINT LINK</b> </div> <div style="margin-bottom: 10px;">  <b>10 SHEET METAL &amp; SEAT</b> </div> <div style="margin-bottom: 10px;">  <b>11 ELECTRICALS &amp; HARNESS</b> </div> <div style="margin-bottom: 10px;">  <b>12 WEIGHT, LABEL &amp; TOOLS</b> </div> <div style="margin-bottom: 10px;">  <b>13 CABIN</b> </div> <div style="margin-bottom: 10px;"> <table border="1" style="font-size: 8px; border-collapse: collapse;"> <tr> <td>067 020</td> <td>12305180020</td> <td rowspan="6" style="text-align: center; vertical-align: middle;"><b>14</b></td> <td rowspan="6" style="text-align: center; vertical-align: middle;"><b>NUMERICAL INDEX</b></td> </tr> <tr> <td>077 036</td> <td>12403160020</td> </tr> <tr> <td>036 005</td> <td>13022250030</td> </tr> <tr> <td>037 010</td> <td>13022250131</td> </tr> <tr> <td>041 005</td> <td>13022250232</td> </tr> <tr> <td>046 002</td> <td>13022250333</td> </tr> </table> </div>	067 020	12305180020	<b>14</b>	<b>NUMERICAL INDEX</b>	077 036	12403160020	036 005	13022250030	037 010	13022250131	041 005	13022250232	046 002	13022250333
067 020	12305180020	<b>14</b>	<b>NUMERICAL INDEX</b>												
077 036	12403160020														
036 005	13022250030														
037 010	13022250131														
041 005	13022250232														
046 002	13022250333														

# CONTENTS

## ENGINE

### 1 ENGINE(4A220 -DY) PART NO. : 1451 100 200 0

FIG 010 CYLINDER BLOCK GROUP .....	4
FIG 020 OIL PAN GROUP.....	6
FIG 030 CYLINDER HEAD GROUP.....	8
FIG 040 GEAR CASE GROUP.....	10
FIG 050 MAIN BEARING CASE GROUP.....	12
FIG 080 VALVE & ROCKER ARM GROUP.....	14
FIG 090 CYLINDER HEAD COVER GROUP.....	16
FIG 100 CAMSHAFT GROUP.....	18
FIG 110 PISTON CRANKSHAFT GROUP.....	20
FIG 120 FLYWHEEL GROUP.....	22
FIG 130 NOZZLE HOLDER GROUP.....	24
FIG 140 FUEL CAMSHAFT GROUP.....	26
FIG 150 SPEED CONTROL LEVER GROUP.....	28
FIG 160 ENGINE STOP LEVER GROUP.....	30
FIG 170 GOVERNOR GROUP.....	32
FIG 180 WATER PUMP GROUP.....	34
FIG 190 WATER PIPE GROUP.....	36
FIG 200 DYNAMO GROUP.....	38
FIG 220 MANIFOLD GROUP.....	40
FIG 240 OPTION GROUP.....	42

## CHASSIS

### 2 ENGINE ACCESSORIES & CONTROL

FIG 022 AIR CLEANER-----	48
FIG 023 RADIATOR-----	50
FIG 024 MUFFLER-----	52
FIG 025 FUEL TANK-----	54
FIG 026 SUB FUEL TANK-----	56
FIG 027 ACCELERATOR-----	58

### 3 CLUTCH & CONTROL

FIG 029 CLUTCH-----	64
FIG 030 CLUTCH PEDAL-----	66

### 4 TRANSMISSION & REAR AXLE

FIG 031 TRANSMISSION FRONT CASE-----	72
FIG 032 INPUT & COUNTER GEARS-----	74
FIG 033 MAIN & CHANGE GEARS-----	76
FIG 034 REVERSE GEARS-----	78
FIG 036 P.T.O DRIVE SHAFT-----	80
FIG 037 MAIN CHANGE LEVER-----	82
FIG 038 REVERSE CHANGE LEVER-----	84
FIG 039 TRANSMISSION MID CASE-----	86
FIG 043 TRANSMISSION REAR CASE-----	88
FIG 044 SUB CHANGE GEARS-----	90
FIG 045 SUB CHANGE LEVER-----	92
FIG 047 4WD DRIVE GEARS-----	94
FIG 050 4WD CHANGE LEVER-----	96

FIG 051 P.T.O CHANGE GEARS-----	98
FIG 052 P.T.O CHANGE LINKAGE-----	100
FIG 053 P.T.O CHANGE LEVER-----	102
FIG 054 REAR DIFFERENTIAL GEARS-----	104
FIG 055 REAR AXLE & HOUSINGS-----	106

### 5 BRAKE & CONTROL

FIG 056 BRAKE -----	112
FIG 057 BRAKE PEDAL & LINKAGE-----	114

### 6 TIRE, RIM & POWER STEERING

FIG 058 REAR WHEEL MOUNTING-----	120
FIG 059 STEERING WHEEL-----	122
FIG 062 STEERING VALVE & CYLINDER-----	124
FIG 068 FRONT WHEEL MOUNTING-----	126

### 7 FRONT AXLE

FIG 063 FRONT AXLE BRACKET-----	132
FIG 064 FRONT DIFFERENTIAL GEARS & SHAFT-----	134
FIG 065 FRONT AXLE HOUSING-----	136
FIG 066 FRONT GEAR CASE (1)-----	138
FIG 067 FRONT GEAR CASE (2)-----	140

# CONTENTS

## 8 HYDRAULIC

FIG 061 GEAR PUMP-----	146
FIG 069 CYLINDER CASE-----	148
FIG 070 LIFT ARM-----	150
FIG 071 CYLINDER-----	152
FIG 073 POSITION LINK-----	154
FIG 075 CONTROL VALVE-----	156
FIG 076 DRAFT LINK-----	158
FIG 077 POSITION & DRAFT LEVER-----	160
FIG 081 HYDRAULIC PIPE (1)-----	162
FIG 082 HYDRAULIC PIPE (2)-DRUM TYPE-----	164
FIG 082A HYDRAULIC PIPE (2)-SPIN ON TYPE-----	166
FIG 083 P.T.O VALVE & RELIEF VALVE-----	168
FIG 128 EXTERIOR HYD.VALVE-----	170

## 9 3-POINT LINK

FIG 084 LINK BRACKET-----	176
FIG 085 HITCH & 3-POINT LINK-----	178
FIG 086 LOWER LINK & LIFT ROD-----	182

## 10 SHEET METAL & SEAT

FIG 090 BONNET (1)-----	188
FIG 091 BONNET (2)-----	192
FIG 092 SIDE COVER-----	194
FIG 093 LEVER COVER-----	196
FIG 094 FRONT & REAR MOUNTING-----	198
FIG 095 FLOOR & SEAT-----	200

## 11 ELECTRICALS & HARNESS

FIG 099 BATTERY & MOUNTING-----	206
FIG 100 LIGHTS-----	208
FIG 101 INSTRUMENT PANEL-----	210
FIG 102 ELECTRIC SYSTEM-----	212
FIG 105 P.T.O CONTROL SWITCH-----	214
FIG 106 HARNESS (1)-----	216
FIG 108 HARNESS (2)-----	218

## 12 WEIGHT, LABEL & TOOLS

FIG 124 TOOL & ACCESSORY-----	224
FIG 146 LABEL-----	226
FIG 157 WEIGHT-----	230

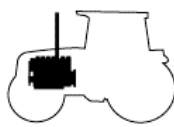
## 13 CABIN

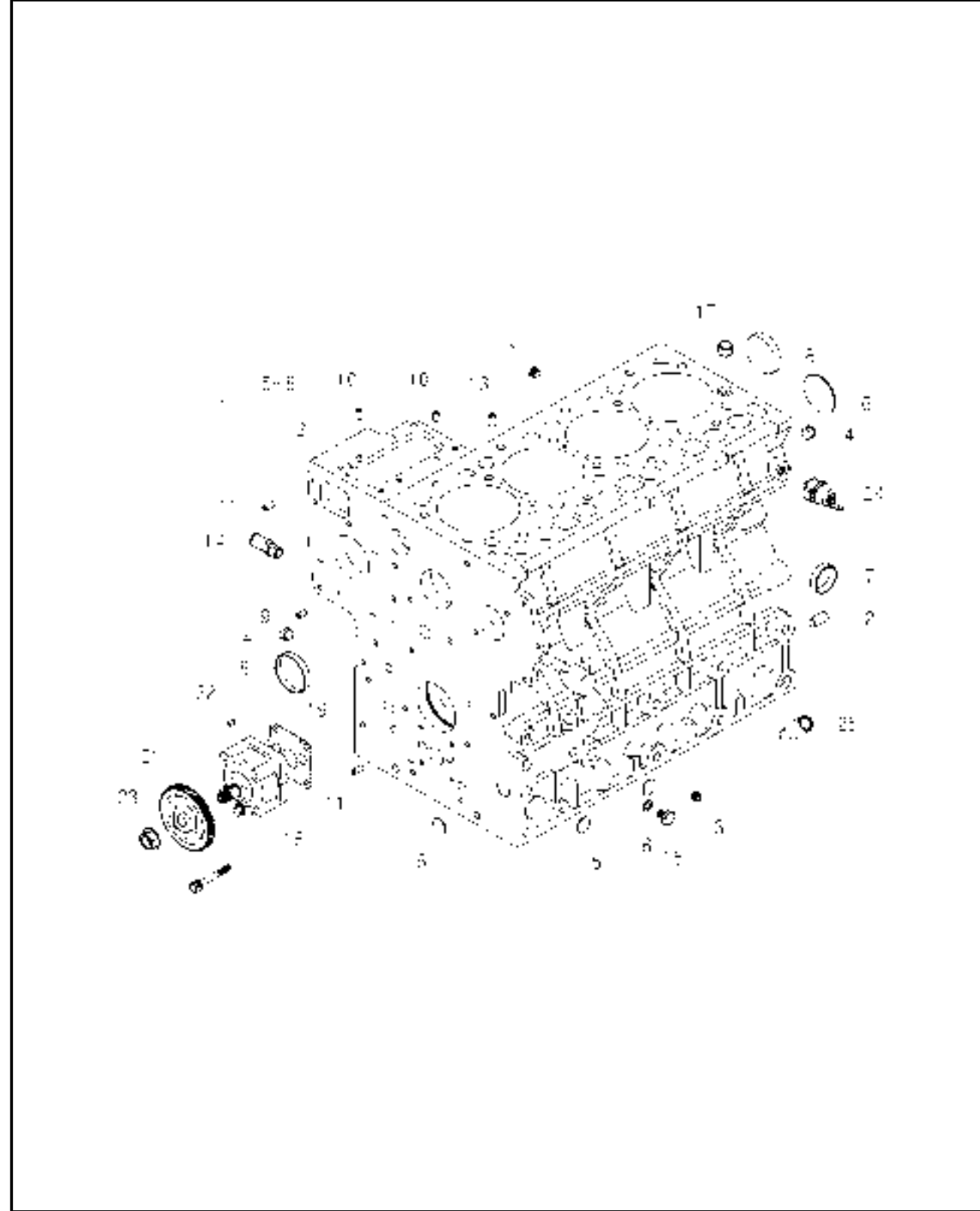
FIG 160 FRAME & REAR GLASS-----	236
FIG 161 SIDE GLASS-----	238
FIG 162 DOOR-----	240
FIG 163 FRONT GLASS-----	242
FIG 164 FENDER & COVER-----	244
FIG 165 CONTROL COVER-----	246
FIG 166 ROOF-----	248
FIG 167 INTER PARTS-----	250
FIG 168 HEATER & AIR-CON-----	252

## 14 NUMERICAL INDEX


ENGINE(4A220DY)-----	259
CHASSIS-----	262



FIG 010 4510C	CYLINDER BLOCK GROUP	P1	Month/Year	
			01 / 2004	



NOTE 4A220-DY

FIG 010 4510C	CYLINDER BLOCK GROUP	P1	Month / Year	
			01 / 2004	

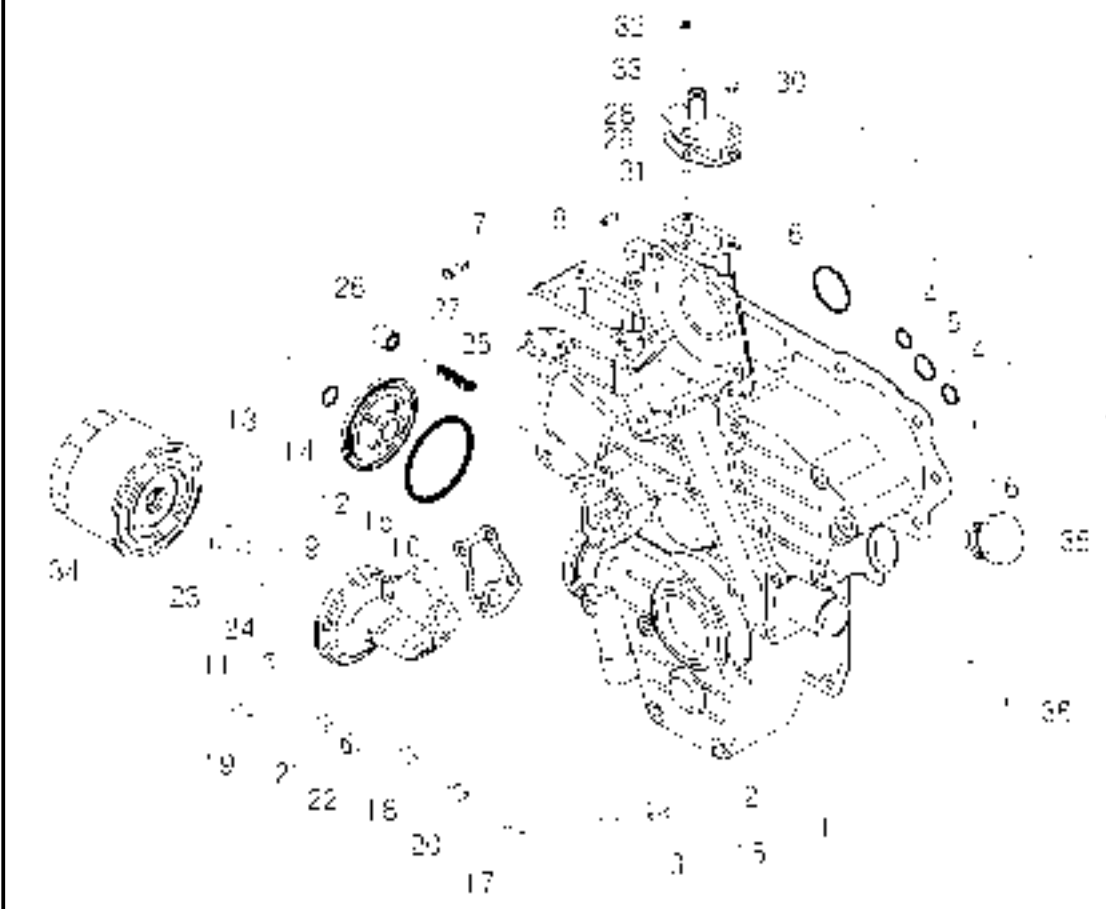
KEY NO.	PART NO.	DESCRIPTION	SPEC.	QTY.	REPAIR	E/G SERIAL NO.	REMARKS
010 001	E6301-A0015	CYLINDER BLOCK ASSEMBLY		1	C		
010 002	E6301-01116	CYLINDER BLOCK		1			
010 003	E5900-96021	PLUG		6	B		
010 004	E5900-96031	PLUG		2			
010 005	06311-75018	PLUG		3			
010 006	06311-75045	PLUG		1			
010 007	15221-0338-3	SEALING CAP		6	B		
010 008	15221-0339-2	SEALING CAP		2	B		
010 009	05012-00408	STRAIGHT PIN		2			
010 010	05012-00609	STRAIGHT PIN		2			
010 011	05012-00612	STRAIGHT PIN		2			
010 012	05012-01018	STRAIGHT PIN		1	B		
010 013	15221-3365-1	PIPE PIN		1			
010 014	E5500-73342	WATER RETURN PIPE		1	B		
010 015	15221-3361-1	PLUG		1			
010 016	15021-3366-1	GASKET		1	B		
010 017	E6301-33812	PIPE PIN		1			
010 018	E6200-35012	OIL PUMP ASSEMBLY		1	C		
010 019	E5500-35152	OIL PUMP GASKET		1	B		
010 020	01023-50650	BOLT WITH WASHER		4			
010 021	19202-3566-1	OIL PUMP DRIVE GEAR		1	B		
010 022	05712-00410	KEY		1			
010 023	E6300-35681	FLANGE NUT		1			
010 024	E5500-39013	OIL SWITCH		1	B		
010 025	E6300-35692	OIL GAUGE GUIDE		1	B		

NOTE 4A220-DY









NOTE 4A220-DY

KEY NO.	PART NO.	DESCRIPTION	SPEC.	QTY.	REPAIR	E/G SERIAL NO.	REMARKS
040 001	E6306-A0016	GEARCASE ASSEMBLY		1	C		
040 002	E5612-04112	GEARCASE		1			
040 003	E5800-96031	PLUG		1			
040 004	04811-00150	O RING		1			
040 005	04811-00200	O RING		1	B		
040 006	04811-00360	O RING		1	B		
040 007	15221-5628-2	START SPRING PIN		1			
040 008	05012-00612	STRAIGHT PIN		1			
040 009	E6500-32612	OIL FILTER SUPPORT		1	B		
040 010	E5800-32621	GASKET		1			
040 011	01123-50825	BOLT WITH WASHER		1			
040 012	E5800-32882	COVER		1			
040 013	E5800-32912	COVER BOLT		1			
040 014	04811-00150	O RING		1			
040 015	E5800-96831	O RING		1			
040 016	E5800-04133	GEARCASE GASKET		1	B		
040 017	01123-50860	BOLT WITH WASHER		1			
040 018	01123-50870	BOLT WITH WASHER		1			
040 019	01123-50875	BOLT WITH WASHER		1			
040 020	01123-50880	BOLT WITH WASHER		1			
040 021	01123-50885	BOLT WITH WASHER		1			
040 022	01754-50801	FLANGE BOLT		1			
040 023	15521-3229-1	JOINT PIPE		1	B		
040 024	04011-50180	PLAIN WASHER		1			
040 025	15241-3695-2	SPRING		1			
040 026	E5500-36932	VALVE SEAT		1			
040 027	07715-03213	STEEL BALL		1			
040 028	15521-7332-1	WATER RETURN FLANGE		1			
040 029	15521-7333-1	WATER RETURN FLANGE GASKET		1	B		
040 030	01023-50620	BOLT WITH WASHER		2			
040 031	01513-50616	STUD		1			
040 032	02056-50060	NUT		1			
040 033	04512-50060	SPRING WASHER		1			
040 034	E6201-32443	OIL FILTER		1	A		
040 035	E5800-33143	OIL PLUG		1			
040 036	E6300-11912	WATER PIPE COVER		1			

NOTE 4A220-DY







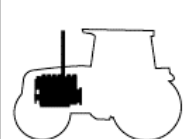
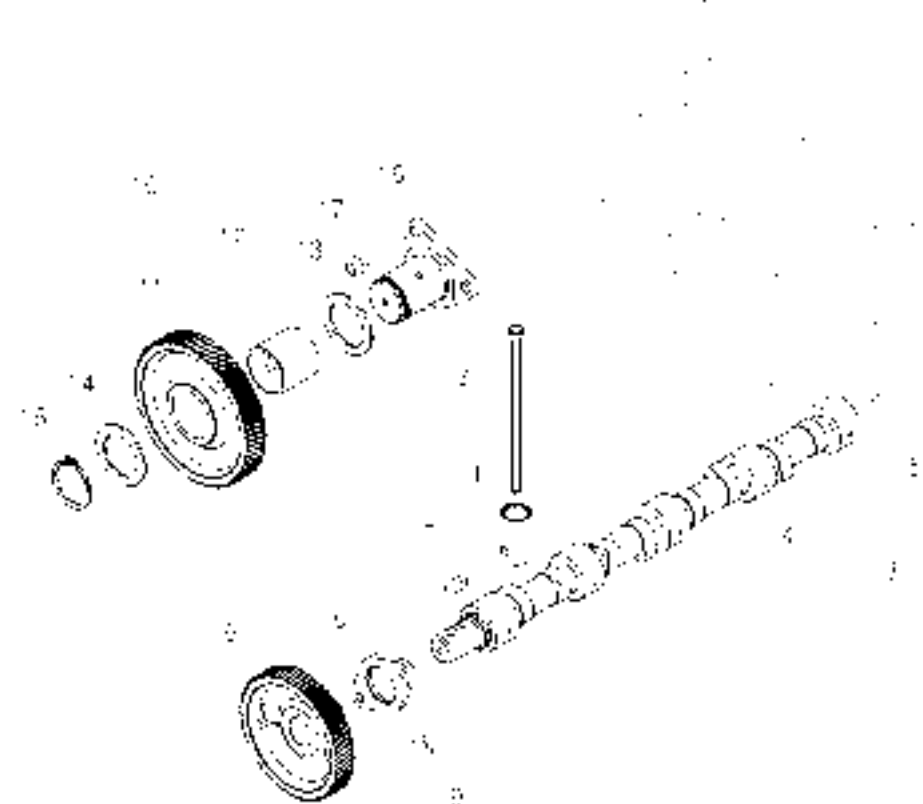
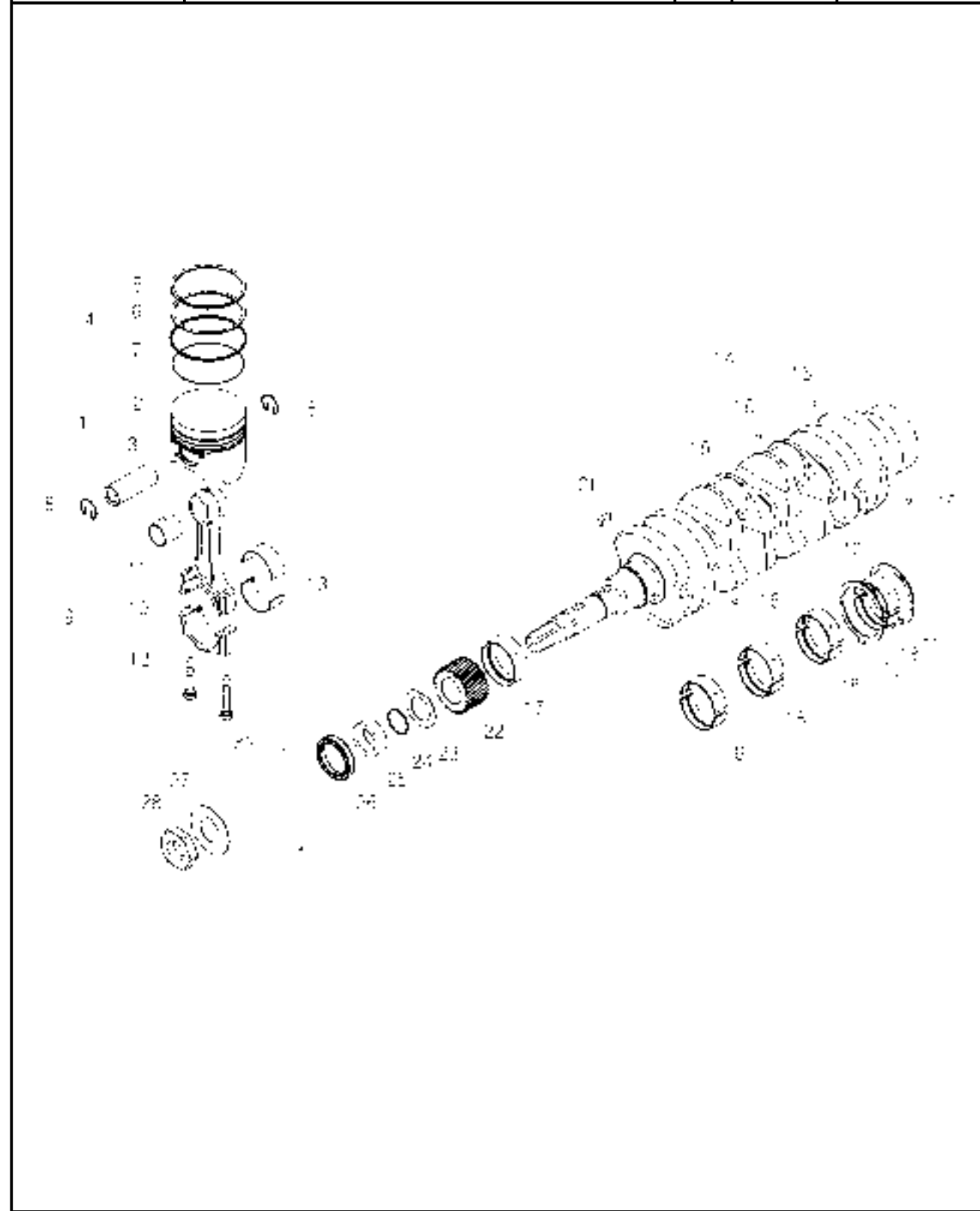
FIG 100 4510C	CAMSHAFT GROUP	P1	Month/Year	
			01 / 2004	
				
NOTE	4A220-DY			

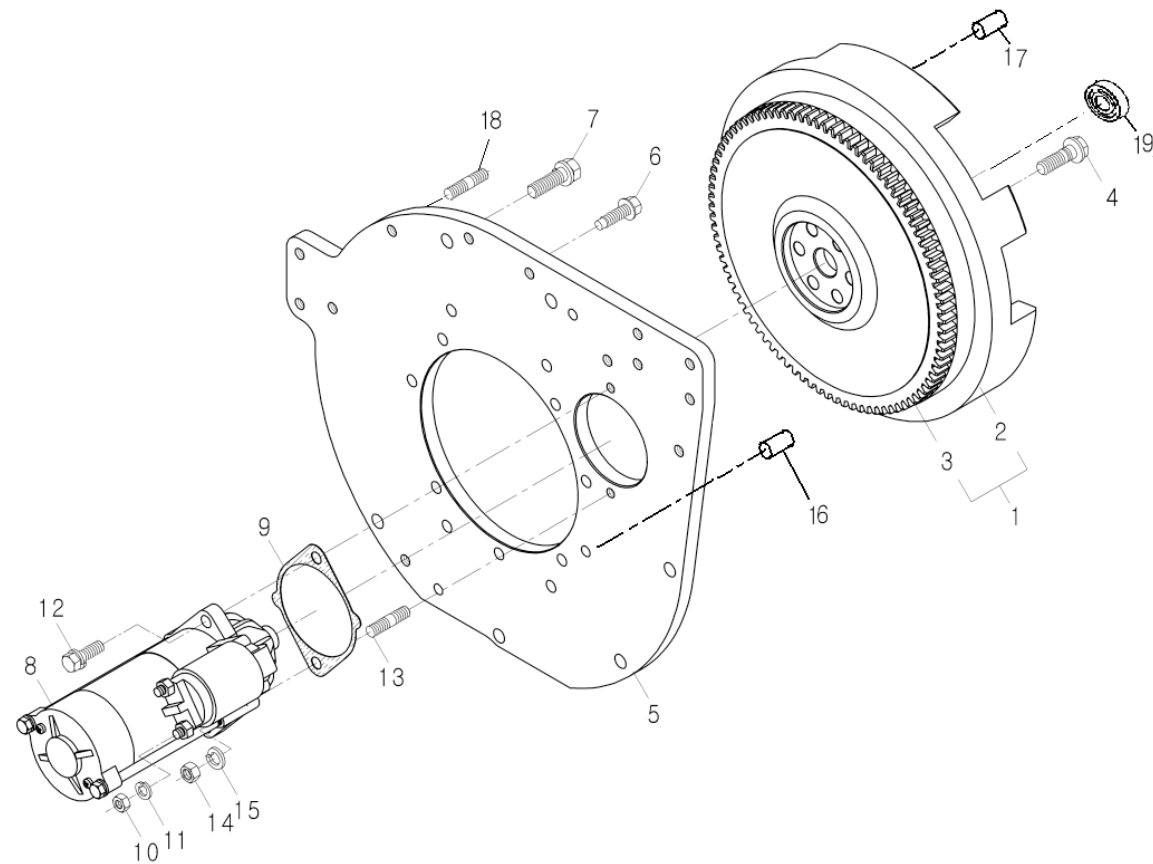
FIG 100 4510C	CAMSHAFT GROUP	P1	Month / Year				
			01 / 2004				
KEY NO.	PART NO.	DESCRIPTION	SPEC.	QTY.	REPAIR/	G SERIAL NO	REMARKS
100 001	E5500-15553	TAPPET		8	B		
100 002	E6300-15113	PUSH ROD		8	B		
100 003	E6301-A0034	CAMSHAFT ASSEMBLY		1	C		
100 004	E6301-16156	CAMSHAFT		1			
100 005	06350-00607	PLUG		2			
100 006	15521-1651-1	CAMSHAFT GEAR		1			
100 007	05712-00720	KEY		1			
100 008	E5500-16272	CAMSHAFT STOPPER		1			
100 009	01123-50818	BOLT WITH WASHER		2			
100 010	E6300-24012	IDLE GEAR ASSEMBLY		1	C		
100 011	E6300-24212	IDLE GEAR		1			
100 012	E6300-24281	IDLE GEAR BUSH		1			
100 013	E6300-24361	COLLAR 1		1			
100 014	E6300-24371	COLLAR 2		1			
100 015	E6300-24321	CIR-CLIP		1			
100 016	E6300-24251	IDLE GEAR SHAFT		1			
100 017	01754-50820	FLANGE BOLT WITH PIN		3			
NOTE	4A220-DY						



NOTE 4A220-DY

KEY NO.	PART NO.	DESCRIPTION	SPEC.	QTY.	REPAIR	E/G SERIAL NO.	REMARKS
110 001	E6301-21016	PISTON ASSEMBLY		4	B		
110 002	E6301-21114	PISTON		4			
110 003	E6300-21313	PISTON PIN		4			
110 004	E6301-21053	PISTON RING ASSEMBLY		4	B		
110 005	E6301-21152	PISTON RING 1		4			
110 006	E6300-21162	PISTON RING 2		4			
110 007	E6301-21202	OIL RING ASSEMBLY		4			
110 008	E6300-21332	CIR-CLIP		8			
110 009	E6300-22015	CONNECTING ROD ASSEMBLY		4	C		
110 010	E6300-22113	CONNECTING ROD		4			
110 011	E6300-21353	BUSH		4			
110 012	E5500-22142	CONNECTING ROD BOLT		8	B		
110 013	E6300-22312	CRANK PIN METAL		8	B		
110 014	E5800-A0091	CRANK SHAFT ASSEMBLY		1	C		
110 015	E6305-23113	CRANKSHAFT		1			
110 016	07715-00401	STEEL BALL		4			
110 017	E6200-23472	CRANKSHAFT METAL 1		1	B		
110 018	E6200-23482	CRANKSHAFT METAL 2		8	B		
110 019	15521-2353-1	SIDE METAL 1		2	B		
110 020	19202-2354-1	SIDE METAL 2		2	B		
110 021	05712-00720	KEY		1			
110 022	E6200-24112	CRANKSHAFT GEAR		1	B		
110 023	15471-2331-1	OIL SLINGER		1			
110 024	04811-10300	O RING		1	B		
110 025	E6510-23251	CRANKSHAFT COLLAR		1	B		
110 026	E5500-11302	OIL SEAL		1	B		
110 027	E5500-23382	CRANKSHAFT WASHER		1	B		
110 028	15221-2336-1	CRANKSHAFT NUT		1			

NOTE 4A220-DY



NOTE 4A220-DY

KEY NO.	PART NO.	DESCRIPTION	SPEC.	QTY.	REPAIR/G	SERIAL NO	REMARKS
120 001	E6536-25013	FLYWHEEL ASSEMBLY		1	C		
120 002	E6536-25112	FLYWHEEL		1			
120 003	15221-6382-4	RING GEAR		1	B		
120 004	E5500-25164	FLYWHEEL BOLT		6	B		
120 005	E6306-04612	REAR END PLATE		1	B		
120 006	01674-51032	FLANGE BOLT WITH PIN		11	B		
120 007	01133-51235	BOLT WITH WASHER		2			
120 008	E5500-63015	STARTER		1	C		
120 009	E6200-04622	GASKET		1	B		
120 010	02114-50080	NUT		1			
120 011	04512-50080	SPRING WASHER		1			
120 012	01133-51030	BOLT WITH WASHER		1			
120 013	01517-51028	STUD		1			
120 014	02176-50100	NUT		1			
120 015	04512-50100	SPRING WASHER		1			
120 016	V5201010020	PIN-PARALLEL/A		1			TYM
120 017	V5201008020	PIN-PARALLEL/A		3			TYM
120 018	16733412040	BOLT-STUD		2			TYM
120 019	15001106804	BEARING-BALL		1			TYM

NOTE 4A220-DY



# FIG 130

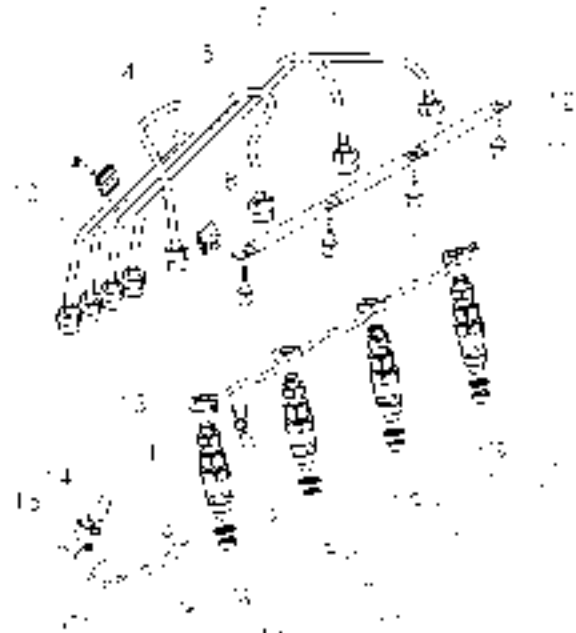
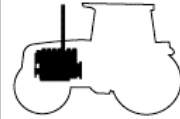
4510C

# NOZZLE HOLDER GROUP

P1

Month/Year

01 / 2004



NOTE 4A220-DY

# FIG 130

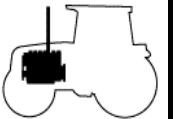
4510C

# NOZZLE HOLDER GROUP

P1

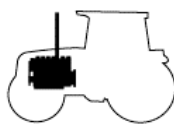
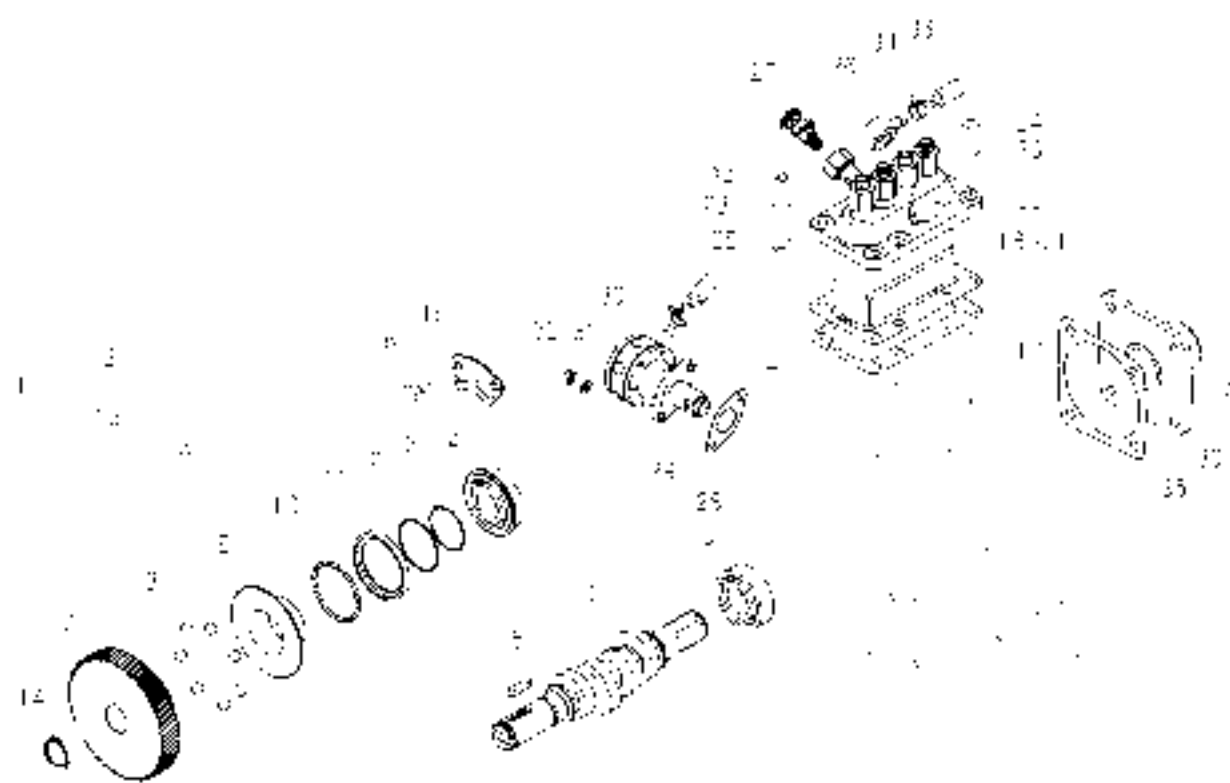
Month / Year


01 / 2004

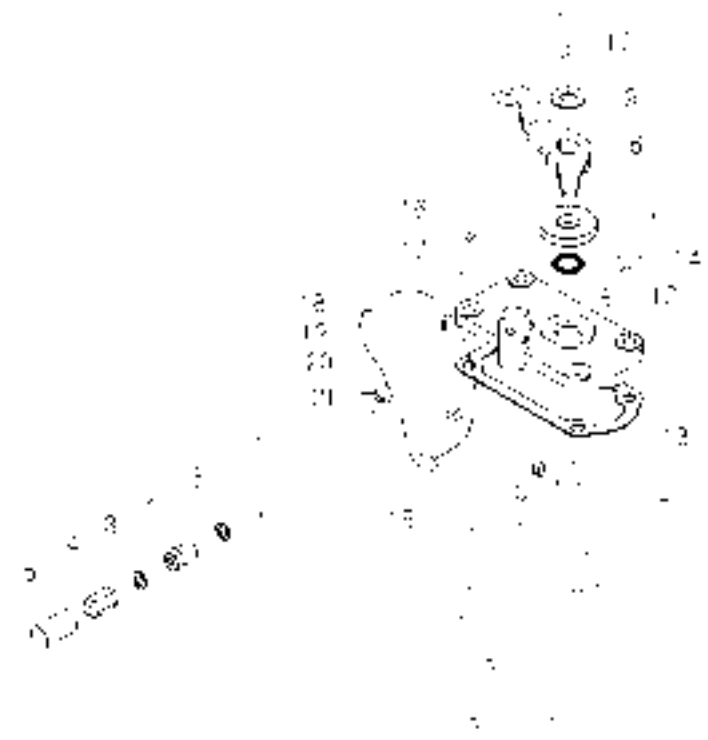


KEY NO.	PART NO.	DESCRIPTION	SPEC.	QTY.	REPAIR	E/G SERIAL NO.	REMARKS
130 001	E6300-53004	NOZZLE HOLDER ASSEMBLY		4	C		
130 002	E6300-53651	HEAT SEAL		4	B		
130 003	E6300-53621	GASKET		4	B		
130 004	E6301-53713	INJECTION PIPE 1		1			
130 005	E6301-53723	INJECTION PIPE 2		1			
130 006	E6301-53733	INJECTION PIPE 3		1			
130 007	E6301-53743	INJECTION PIPE 4		1			
130 008	15121-5385-2	PIPE CLAMP 1		3			
130 009	T4815-67371	PIPE CLAMP		3			
130 010	03024-50520	SCREW WITH WASHER		3			
130 011	E6301-65512	GLOW PLUG		4	B		
130 012	E6305-65562	GLOW PLUG CORD		1	B		
130 013	E6301-42501	OVERFLOW PIPE		1	B		
130 014	09661-40300	FUEL TUBE		1			
130 015	14971-4275-1	PIPE CLAMP		2	B		

NOTE 4A220-DY

<b>FIG 140</b> 4510C	<b>FUEL CAMSHAFT GROUP</b>	P1	Month/Year 01 / 2004	
				
<b>NOTE</b>	4A220-DY			


<b>FIG 140</b> 4510C	<b>FUEL CAMSHAFT GROUP</b>	P1	Month / Year 01 / 2004				
<b>KEY NO.</b>	<b>PART NO.</b>	<b>DESCRIPTION</b>	<b>SPEC.</b>	<b>QTY.</b>	<b>REPAIR</b>	<b>E/G SERIAL NO.</b>	<b>REMARKS</b>
140 001	E6301-16029	FUEL CAMSHAFT ASSEMBLY		1	C		
140 002	E6301-16177	FUEL CAMSHAFT		1	C		
140 003	08240-00001	BALL BEARING		1			
140 004	08153-06205	BALL BEARING		1			
140 005	05712-00525	KEY		1	B		
140 006	E6300-A0011	GOVERNOR SLEEVE ASSEMBLY		1	C		
140 007	E6300-51152	INJECTION PUMP GEAR		1			
140 008	07715-00403	STEEL BALL		7			
140 009	E6300-55452	GOVERNOR SLEEVE		1			
140 010	07715-03205	STEEL BALL		39			
140 011	15221-5569-2	GOVERNOR BALL CASE		1			
140 012	15221-5574-1	BALL CASE CIR-CLIP		1			
140 013	15221-5547-1	CIR-CLIP		1			
140 014	04612-00240	SNAP RING		1			
140 015	15221-1632-1	FUEL CAMSHAFT STOPPER		1			
140 016	01123-50814	BOLT WITH WASHER		2			
140 017	01513-50822	STUD		2			
140 018	E6300-52111	INJECTION PUMP SHIM (T0.45)		4			
140 019	15471-5211-1	INJECTION PUMP SHIM 1(T0.3)		-			
140 020	15401-5211-2	INJECTION PUMP SHIM 2(T0.15)		-	B		
140 021	E6301-52111	INJECTION PUMP SHIM 3(T0.1)		-			
140 022	E6301-51012	INJECTION PUMP ASSEMBLY		1	C		
140 023	04512-50080	SPRING WASHER		2			
140 024	02156-50080	NUT		2			
140 025	01123-50822	BOLT WITH WASHER		4			
140 026	E5500-42412	FUEL PIPE JOINT		1			
140 027	84612-6050-0	JET START COCK ASSEMBLY		1	B		
140 028	01513-50618	STUD		2			
140 029	15241-5214-1	FUEL PUMP GASKET		1	B		
140 030	15381-5203-0	FUEL PUMP ASSEMBLY		1	C		
140 031	04512-50060	SPRING WASHER		2			
140 032	02056-50060	NUT		2			
140 033	15471-4211-1	FUEL HOSE		1			
140 034	14911-4275-1	CLIP		2			
140 035	T4240-36332	FUEL CAMSHAFT COVER GASKET		1	B		
140 036	E6200-16213	FUEL CAMSHAFT COVER		1			
140 037	01123-50818	BOLT WITH WASHER		4			
<b>NOTE</b> 4A220-DY							



NOTE 4A220-DY

KEY NO.	PART NO.	DESCRIPTION	SPEC.	QTY.	REPAIR	E/G SERIAL NO.	REMARKS
150 001	15601-5412-1	ADJUSTING BOLT		1			
150 002	E6305-82021	NUT		1			
150 003	E6305-96652	GASKET		2			
150 004	E6305-54221	CAP NUT		1			
150 005	E6305-54421	CAP		1			
150 006	E5610-57151	SPEED CONTROL LEVER		1			
150 007	05712-00408	KEY		1			
150 008	04811-00120	O RING		1			
150 009	04013-50080	PLAIN WASHER		1			
150 010	02112-50080	NUT		2			
150 011	17011-5738-3	FRICTION PLATE		1			
150 012	E5800-57111	SPEED CONTROL PLATE		1			
150 013	E5800-57211	GASKET		1			
150 014	01023-50620	BOLT WITH WASHER		2			
150 015	01518-50622	STUD		2			
150 016	02056-50060	NUT		2			
150 017	04512-50060	SPRING WASHER		2			
150 018	15108-5728-4	STOPPER		2			
150 019	02056-50060	NUT		2			
150 020	07811-11210	WIRE		1			
150 021	07918-00001	SEALING LEAD		1			

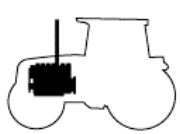
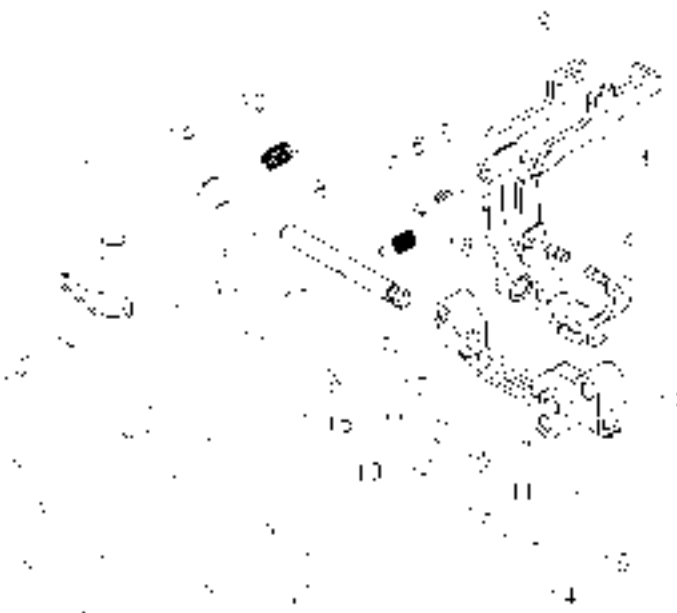
NOTE 4A220-DY




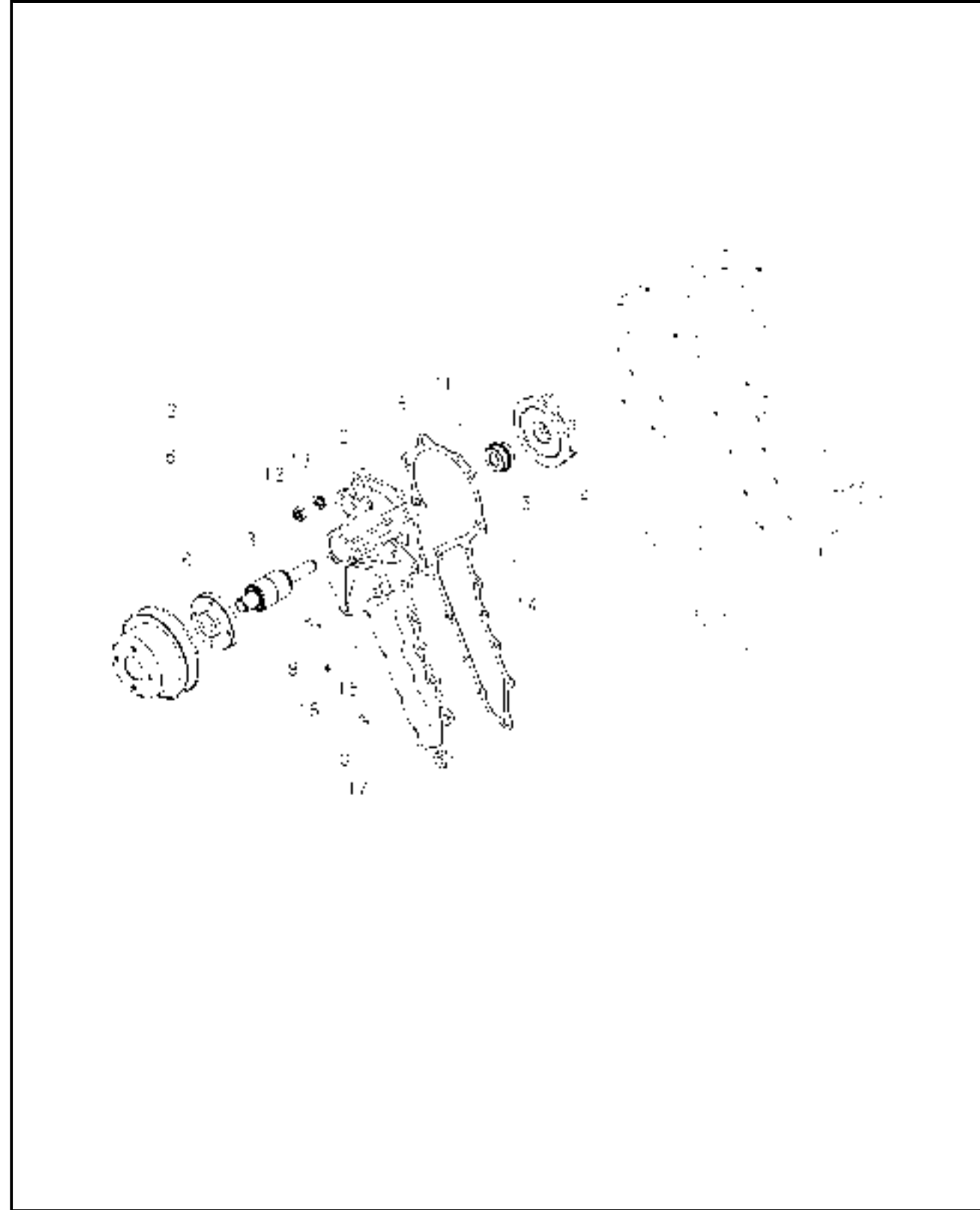
NOTE	4A220-DY
------	----------

KEY NO.	PART NO.	DESCRIPTION	SPEC.	QTY.	REPAIR	E/G SERIAL NO.	REMARKS
160 001	E6200-54252	ADJUSTING BOLT		1			
160 002	15521-5426-1	SPRING		1			
160 003	15471-9201-1	NUT		1			
160 004	04811-00060	O RING		1			
160 005	15521-5427-1	CAP		1			
160 006	E6300-57743	LEVER SHAFT		1			
160 007	E6200-57922	SPRING		1			
160 008	15221-5166-1	PUMP COVER GASKET		1	B		
160 009	E6200-51654	FUEL INJECTION PUMP COVER		1			
160 010	15471-5798-1	OIL SEAL		1	B		
160 011	E6200-57731	ENGINE STOP LEVER		1	B		
160 012	05411-00420	SPRING PIN		1			
160 013	E5800-60111	SOLENOID SUPPORT		1			
160 014	E6306-57481	WIRE HOLDER		1			
160 015	01023-50620	BOLT WITH WASHER		4			
160 016	E5753-60015	STOP SOLENOID ASSEMBLY		1	B		
160 017	01125-50816	BOLT WITH WASHER		2			
160 018	T4240-32642	STOP LEVER 1		1			
160 019	15471-6016-2	STOP LEVER 2		1	B		
160 020	04012-50060	PLAIN WASHER		3			
160 021	05525-50600	SNAP PIN		3			

NOTE	4A220-DY
------	----------

<b>FIG 170</b> 4510C	<b>GOVERNOR GROUP</b>	P1	Month/Year	
			01 / 2004	
				
<b>NOTE</b>	4A220-DY			

<b>FIG 170</b> 4510C	<b>GOVERNOR GROUP</b>	P1	Month / Year				
			01 / 2004				
<b>KEY NO.</b>	<b>PART NO.</b>	<b>DESCRIPTION</b>	<b>SPEC.</b>	<b>QTY.</b>	<b>REPAIR</b>	<b>E/G SERIAL NO.</b>	<b>REMARKS</b>
170 001	15601-5602-1	GOVERNOR LEVER ASSEMBLY		1	C		
170 002	E6300-56053	FORK LEVER ASSEMBLY		1			
170 003	E6300-56122	FORK LEVER 1		1			
170 004	15021-5616-4	FORK LEVER PIN 1		2			
170 005	E6200-54172	PIN		1			
170 006	E6300-54231	SPRING		1			
170 007	15601-5443-1	SET SCREW		1			
170 008	15221-5615-1	FORK LEVER SHAFT		1			
170 009	E6300-56131	FORK LEVER 2		1			
170 010	15021-5624-3	LEVER SHAFT BOLT		1			
170 011	04512-50060	SPRING WASHER		2			
170 012	15221-5623-5	FORK LEVER HOLDER		1			
170 013	15221-6641-1	BOLT		1			
170 014	01123-50832	BOLT WITH WASHER		2			
170 015	01023-50628	BOLT WITH WASHER		1			
170 016	04012-50080	PLAIN WASHER		2			
170 017	04012-50060	PLAIN WASHER		1			
170 018	E6300-56481	START SPRING		1	B		
170 019	E6300-56414	GOVERNOR SPRING 1		1	B		
170 020	E6313-56421	GOVERNOR SPRING 2		1	B		
<b>NOTE</b>	4A220-DY						



<b>NOTE</b>	4A220-DY
-------------	----------

<i>KEY NO.</i>	<i>PART NO.</i>	<i>DESCRIPTION</i>	<i>SPEC.</i>	<i>QTY.</i>	<i>REPAIR</i>	<i>E/G SERIAL NO.</i>	<i>REMARKS</i>
180 001	E5800-73036	WATER PUMP ASSEMBLY		1	C		
180 002	E5800-73415	WATER PUMP BODY		1			
180 003	E5800-73551	WATER PUMP BEARING		1			
180 004	E5800-73513	IMPELLER		1			
180 005	E5800-73052	MECHANICAL SEAL ASSEMBLY		1	C		
180 006	E5800-73521	FLANGE		1			
180 007	E5800-74252	FAN PULLEY		1			
180 008	E5800-73431	WATER PUMP GASKET		1	B		
180 009	01123-50828	BOLT WITH WASHER		4			
180 010	01023-50618	BOLT WITH WASHER		7			
180 011	01518-50822	STUD		1			
180 012	02156-50080	NUT		1			
180 013	04512-50080	SPRING WASHER		1			
180 014	15221-8821-1	STUD		1			
180 015	04512-50060	SPRING WASHER		1			
180 016	02056-50060	NUT		1			
180 017	E6201-50619	TIMING BOLT		1			

<b>NOTE</b>	4A220-DY
-------------	----------


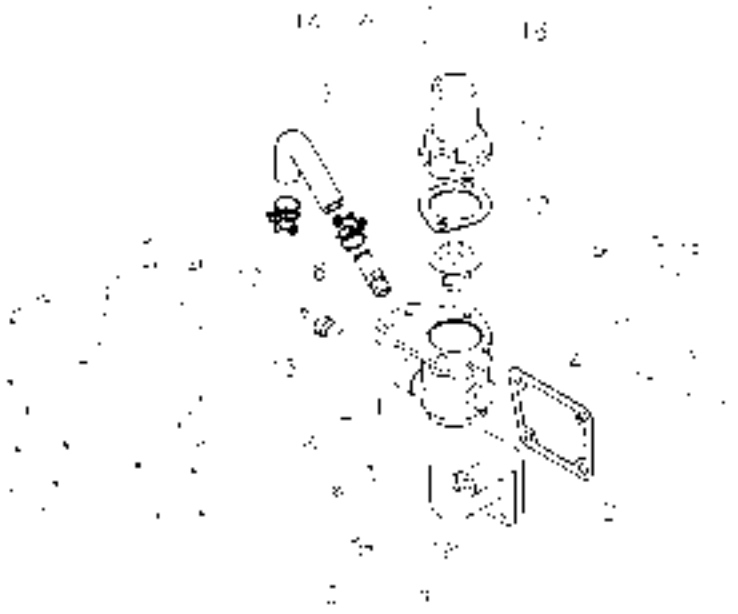
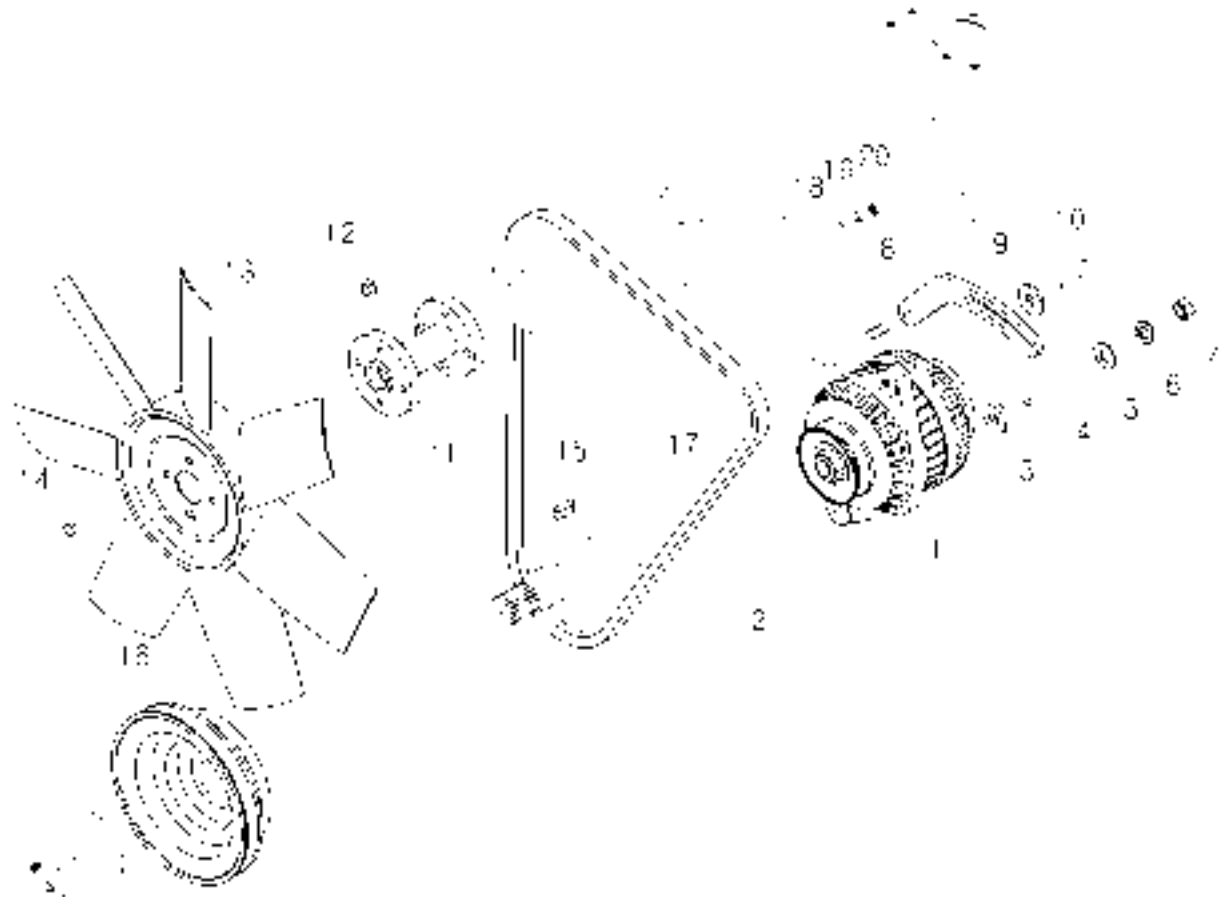
FIG 190 4510C	WATER PIPE GROUP	P1	Month/Year	
			01 / 2004	
				
NOTE	4A220-DY			



FIG 190 4510C	P1	Month / Year					
		01 / 2004					
KEY NO.	PART NO.	DESCRIPTION	SPEC.	QTY.	REPAIR	E/G SERIAL NO.	REMARKS
190 001	E6306-72911	WATER FLANGE		1			
190 002	15521-7292-1	WATER FLANGE GASKET		1	B		
190 003	01123-50822	BOLT WITH WASHER		2			
190 004	01513-50822	STUD		1			
190 005	01123-50870	BOLT WITH WASHER		1			
190 006	02156-50080	NUT		1			
190 007	04512-50080	SPRING WASHER		1			
190 008	E5500-73342	WATER RETURN PIPE		1	B		
190 009	15521-7334-1	WATER RETURN PIPE		1	B		
190 010	15109-7336-4	PIPE BAND		2	B		
190 011	E5800-73011	THERMOSTAT ASSEMBLY		1	C		
190 012	15321-7327-1	THERMOSTAT COVER GASKET		1	B		
190 013	E5500-73263	THERMOSTAT COVER		1	B		
190 014	01123-50835	BOLT WITH WASHER		2			
190 015	15301-3283-0	THERMOMETER SWITCH		1	B		
190 016	E5500-74213	WATER PIPE COVER		1			
NOTE	4A220-DY						



NOTE 4A220-DY

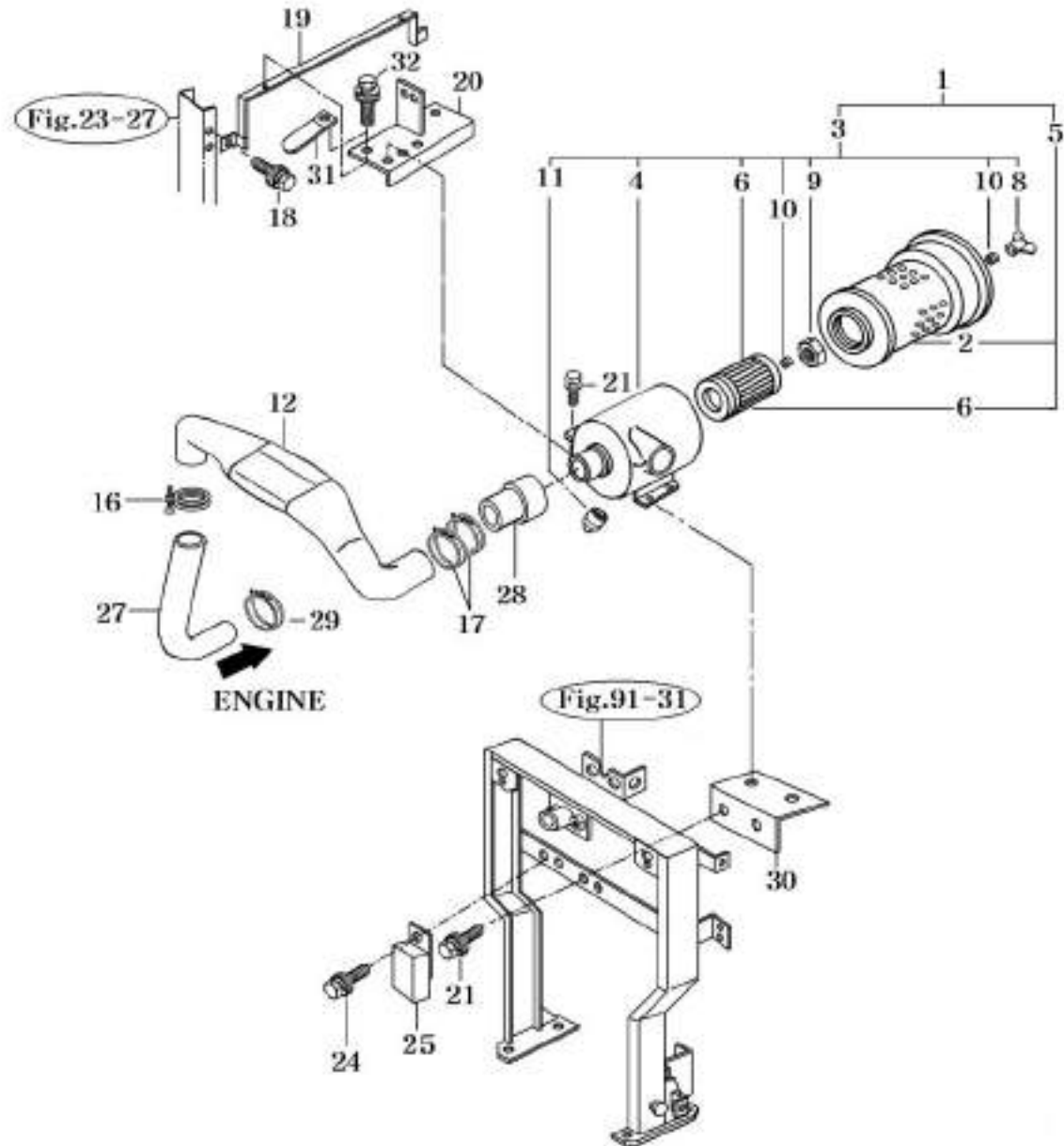
KEY NO.	PART NO.	DESCRIPTION	SPEC.	QTY.	REPAIR	E/G SERIAL NO.	REMARKS
200 001	E6306-64012	DYNAMO		1	C		
200 002	01153-50804	BOLT		1			
200 003	E5800-64102	SPACER		1			
200 004	E5620-64101	COLLAR		1			
200 005	04013-50080	PLAIN WASHER		1			
200 006	04512-50080	SPRING WASHER		1			
200 007	02114-50080	NUT		1			
200 008	E5800-64422	DYNAMO STAY		1			
200 009	04015-50080	PLAIN WASHER		1			
200 010	01123-50832	BOLT WITH WASHER		1			
200 011	E5800-74154	FAN COLLAR		1			
200 012	01754-50622	FLANGE BOLT		4	B		
200 013	15521-7411-1	COOLING FAN		1			
200 014	01754-50612	FLANGE BOLT		4			
200 015	05712-00720	KEY		1	B		
200 016	E6306-74282	FAN DRIVE PULLEY		1	A		
200 017	E5800-72531	FAN BELT		1			
200 018	04012-50050	PLAIN WASHER		1			
200 019	04512-50050	SPRING WASHER		1			
200 020	02054-50050	NUT		1			

NOTE 4A220-DY





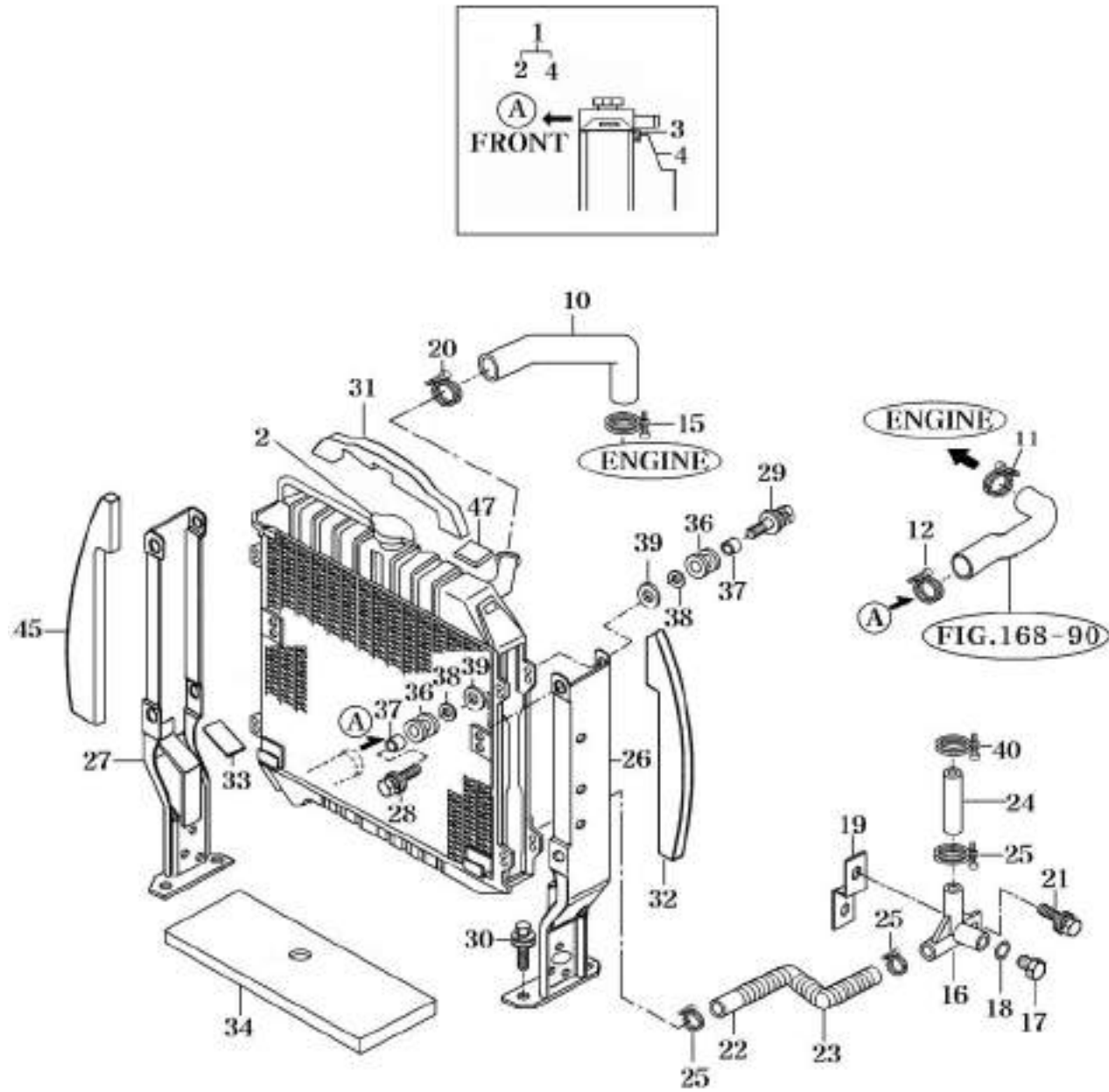




NOTE

KEY NO.	PART NO.	DESCRIPTION	SPEC.	QTY.	REPAIR	EFFECTIVE DATE	REMARKS
022 001	16001032000	AIR CLEANER ASSY		1			
022 002	15541012221	ELEMENT COMP , OUT		1	A		
022 003	16001032100	BODY ASSY		1			
022 004	16001032300DG	BODY COMP		1			
022 005	15541000000	ELEMENT SET , AIR		1	A		
022 006	15541012230	ELEMENT ASSY , IN		1	A		
022 008	14221012381	NUT , WING		1			
022 009	14421012390	NUT		1			
022 010	14161010110	PACKING		2			
022 011	15241022521	VALVE		1			
022 012	14501030010	PIPE , INLET		1			
022 016	14321018620	CLAMP , 75		1			
022 017	14401010140	CLAMP , 82		2			
022 018	V2173608016	BOLT , HEX/S	M8X16	4			
022 019	16601032100DG	STAY COMP		1			
022 020	16001032200DG	PLATE COMP		1		-2005.09.08	
022 020	16001032201DG	PLATE COMP		1		2005.09.09-	
022 021	V2173608016	BOLT , HEX/S	M8X16	7			
022 024	V2193606016	BOLT , HEX/SPL	M6X16	1			
022 025	17686641110	RELAY , PREHEAT		1	C		
022 027	14511033000	HOSE , AIR INLET		1	C		
022 028	15641030022	GASKET		1	B		
022 029	15191010040	CLAMP , 70		1			
022 030	16001032500DG	BRACKET COMP , AIR CLEANER		1			
022 031	13764020030	BAND , 140		1			
022 032	V2193606016	BOLT , HEX/SPL	M6X16	1			

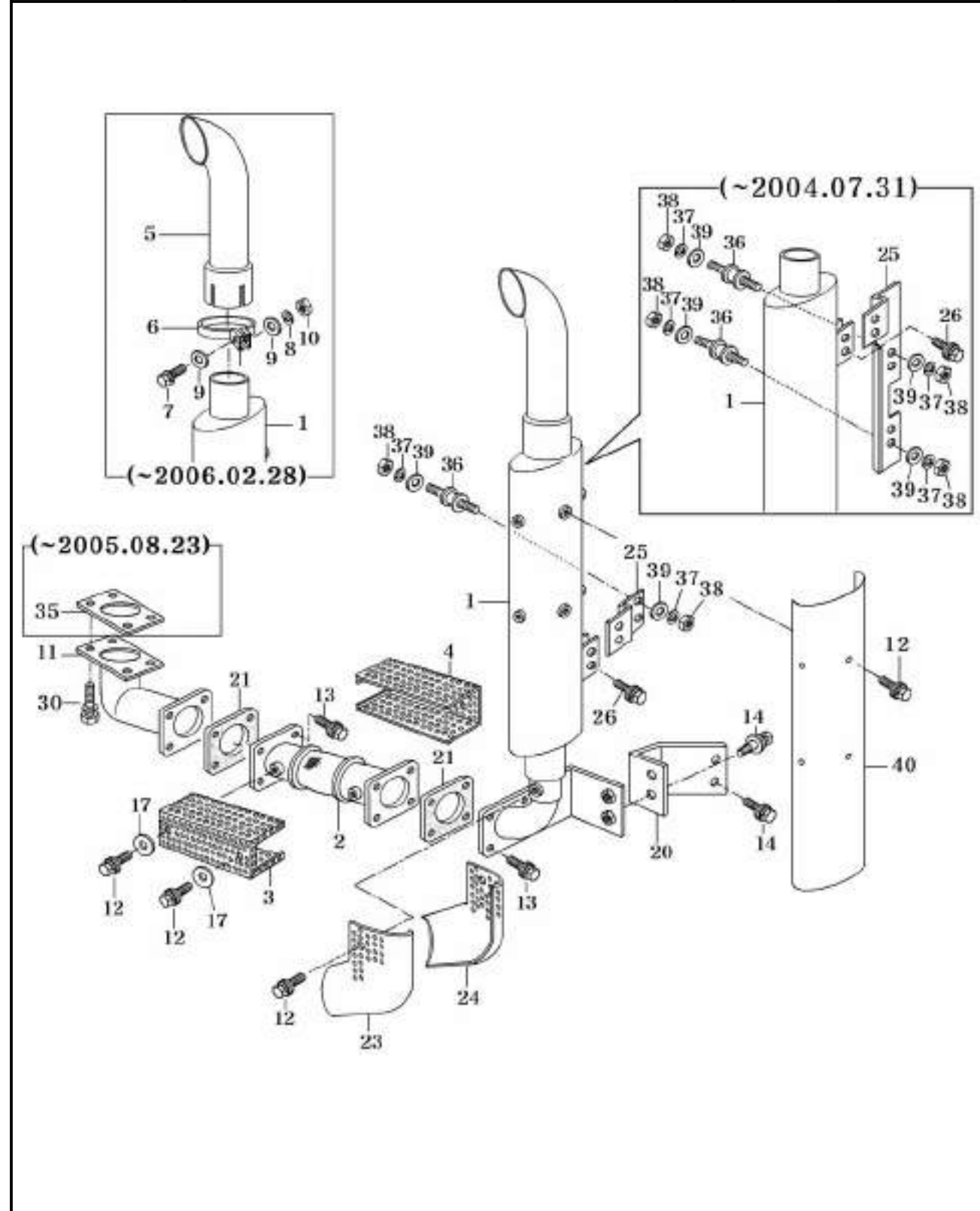
NOTE



NOTE

KEY NO.	PART NO.	DESCRIPTION	SPEC.	QTY.	REPAIR	EFFECTIVE DATE	REMARKS
023 001	14611042102	RADIATOR ASSY		1			
023 002	16601042160	CAP ASSY		1			
023 003	16601042340	SPONGE , 495		2			
023 004	16001042202	SHROUD COMP		1			
023 010	16001040020	HOSE , RADIATOR		1	C		
023 011	14241010040	CLIP , 45		1			
023 012	15641040180	CLAMP , 48		1			
023 015	14241010040	CLIP , 45		1			
023 016	15601040104	CONNECTOR		1			
023 017	16991113131	PLUG		1		-2006.03.02	
023 017	16991113132	PLUG		1		2006.03.03-	
023 018	V7201019008	O-RING , P	P8	1	B	-2006.03.02	
023 019	14504313301DG	PLATE COMP		1			
023 020	14241010050	CLIP , 42		1			
023 021	V2183608020	BOLT , HEX/SP	M8X20	1			
023 022	15231040150	HOSE , 380		1	C		
023 023	15081020070	TUBE , CORRUGATE 250		1			
023 024	16731040130	HOSE , RADIATOR		1	C		
023 025	14171020050	BAND , HOSE		3			
023 026	16991142003DG	BRACKET COMP , LH		1			
023 027	16991042103DG	BRACKET COMP , RH		1			
023 028	V2193606025	BOLT , HEX/SPL	M6X25	4			
023 029	V2173608030	BOLT , HEX/S	M8X30	4			
023 030	V2183608025	BOLT , HEX/SP	M8X25	4			
023 031	16001040130	INSULATOR , HOOD		1			
023 032	16791040050	INSULATOR , LH		1			
023 033	15641040160	INSULATOR		2			
023 034	16071040031	INSULATOR		1			
023 036	14046210300	GROMMET		8			
023 037	15991040050	COLLAR , 08X12X08		8			
023 038	35652030040	COLLAR , PACKER SHAFT		8			
023 039	35602010150	WASHER , BIND SHAFT		8			
023 040	16601850160	BAND , 20		1			
023 045	16791040060	INSULATOR , RH		1			
023 047	16991040020	INSULATOR , RADIATOR		1			

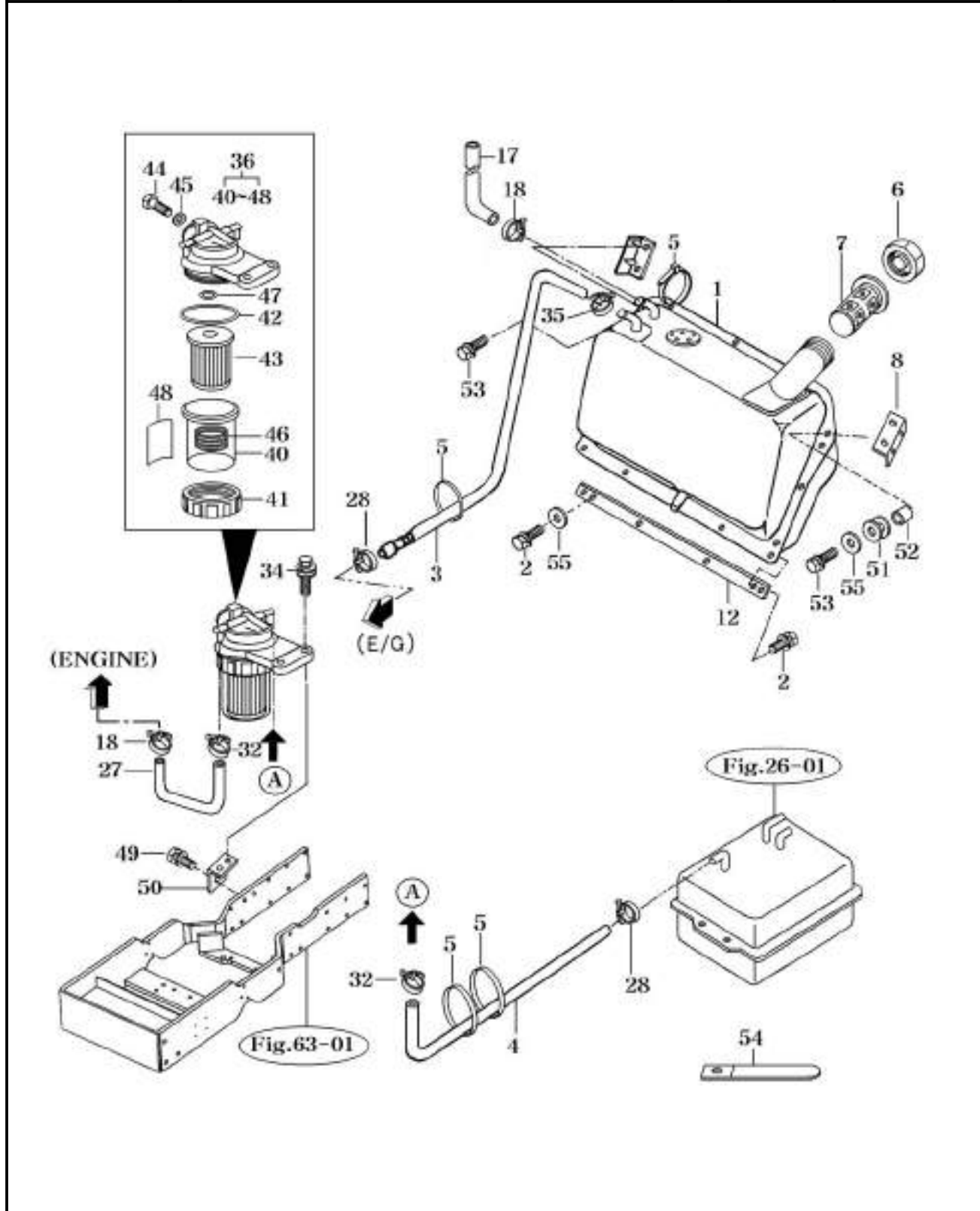
NOTE



NOTE

KEY NO.	PART NO.	DESCRIPTION	SPEC.	QTY.	REPAIR	EFFECTIVE DATE	REMARKS
024 001	16791132005	MUFFLER COMP		1		~2004.07.31	
024 001	16791132006	MUFFLER COMP		1		~2006.02.28	
024 001	16791132007	MUFFLER COMP		1		2006.03.01-	
024 002	16791054503	PIPE COMP , FLEXIBLE		1			
024 003	16791054212DD	COVER , FR		1			
024 004	16791054222DD	COVER , RR		1			
024 005	16991052402	PIPE , UPR TAIL		1		~2006.02.28	
024 006	16601014400	CLAMP		1		~2006.02.28	
024 007	V2013610065	BOLT , HEX	M10X65	1		~2006.02.28	
024 008	V4011600100	WASHER , SPRING	M10	1		~2006.02.28	
024 009	V4111600100	WASHER , PLAIN	M10	2		~2006.02.28	
024 010	V3042600100	NUT , HEX/2	M10	1		~2006.02.28	
024 011	16001051991DD	PIPE , EXHAUST		1			
024 012	V2123806012	BOLT . HEX /SP	M6X12	7		~2004.07.31	
024 012	V2123806012	BOLT . HEX /SP	M6X12	13		2004.08.01-	
024 013	V2183808025	BOLT , HEX/SP	M8X25	8			
024 014	V2183610025	BOLT , HEX/SP	M10X25	4			
024 017	16002010150	WASHER		4			
024 020	16791054101DG	BRACKET , EXHAUST PIPE		1			
024 021	16991054320	GASKET , FLEXIBLE		2			
024 023	16791054312	COVER , EXHAUST PIPE		1			
024 024	16791052432	COVER , EXHAUST PIPE		1			
024 025	16791054392DG	BRACKET COMP , UPR M		1		~2004.07.31	
024 025	14511130010DG	PLATE		1		2004.08.01-	
024 026	V2183808025	BOLT , HEX/SP	M8X25	4			
024 030	V2173608025	BOLT , HEX/S	M8X25	2			
024 035	15001030010	GASKET		1	B	~2005.08.23	
024 036	37371560090	RUBBER		4		~2004.07.31	
024 036	37371560090	RUBBER		2		2004.08.01-	
024 037	V4011600060	WASHER , SPRING	M6	8		~2004.07.31	
024 037	V4011600060	WASHER , SPRING	M6	4		2004.08.01-	
024 038	V3002600060	NUT , HEX/1	M6	8		~2004.07.31	
024 038	V3002600060	NUT , HEX/1	M6	4		2004.08.01-	
024 039	V4111600060	WASHER , PLAIN	M6	8		~2004.07.31	
024 039	V4111600060	WASHER , PLAIN	M6	4		2004.08.01-	
024 040	16791054600DD	COVER		1		2004.08.01-	

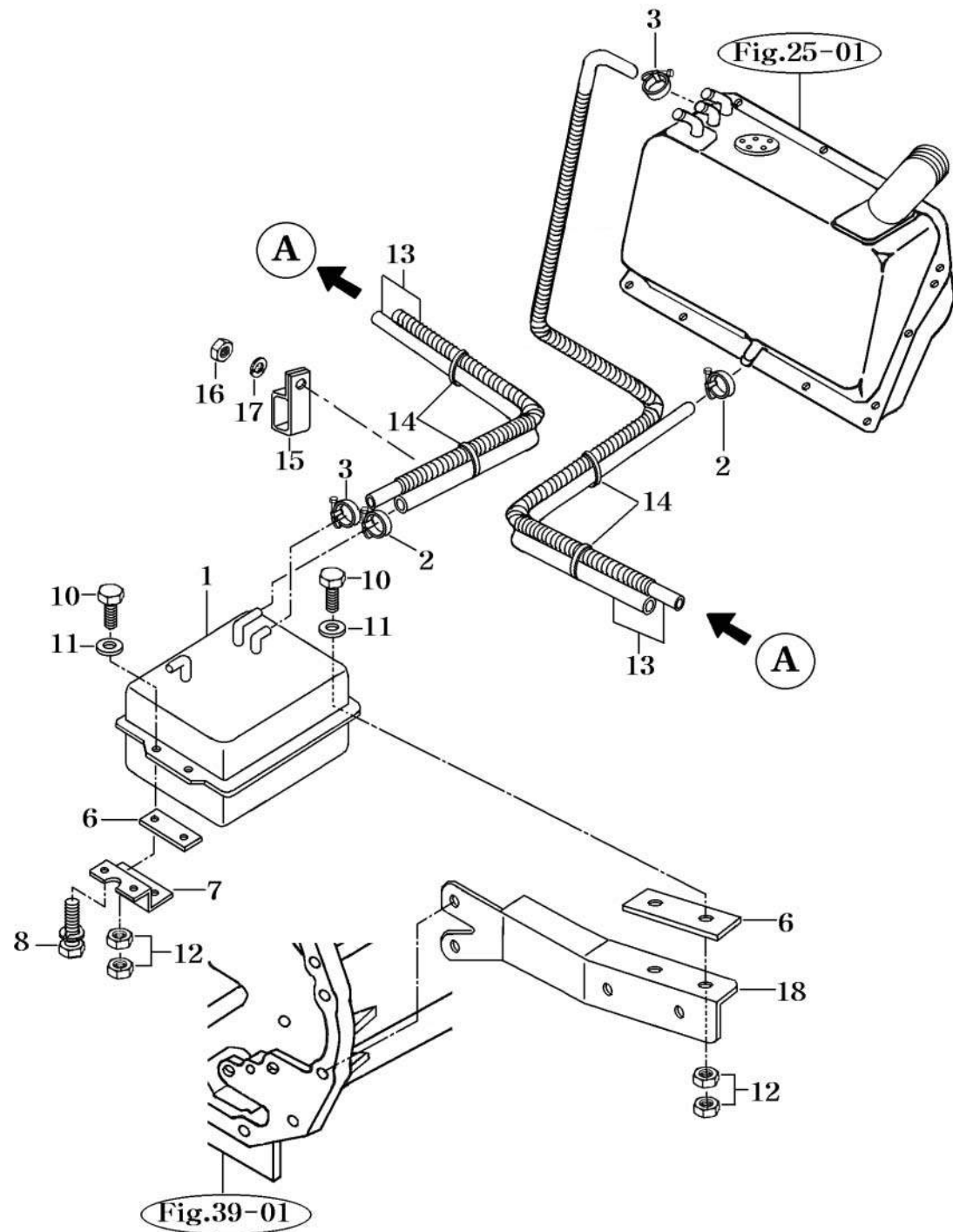
NOTE



KEY NO.	PART NO.	DESCRIPTION	SPEC.	QTY.	REPAIR	EFFECTIVE DATE	REMARKS
025 001	17991112002	TANK COMP , FUEL MAIN		1			
025 002	V2183608020	BOLT , HEX/SP	M8X20	8			
025 003	16001112201	HOSE , 2550		1	C		
025 004	14621113202	HOSE , 1200		1	C	-2005.11.29	
025 004	16991024100	HOSE , 1200		1	C	2005.11.30-	
025 005	13424020060	BAND , 250		5			
025 006	36523102201	CAP ASSY , TANK		1			
025 007	14481112300	FILTER		1			
025 008	17997026900DG	BRACKET COMP		2			
025 012	17997010601DG	PLATE COMP , LOW FUEL		1			
025 017	16791020020	HOSE , 470		1			
025 018	14501410050	CLAMP , WORM 14.5		2			
025 027	14611113100	HOSE , FUEL 330		1	C		
025 028	14501410050	CLAMP , WORM 14.5		2			
025 032	37481850030	BAND , HOSE 18.5		2			
025 034	V2183608025	BOLT , HEX/SP	M8X25	2			
025 035	14501410050	CLAMP , WORM 14.5		1			
025 036	36573112000	FILTER ASSY		1	C		
025 040	15131023270	CUP		1			
025 041	14261602070	NUT , RING		1			
025 042	V7211031065	O-RING , G	G65	1			
025 043	15131023290	ELEMENT		1	A		
025 044	14151020120	PLUG		2			
025 045	14151020130	PACKING		2			
025 046	14261602090	SPRING		1			
025 047	V7201024016	O-RING , P	P16	1	B		
025 048	15131023320	LABEL , CAUTION		1			
025 049	V2173608020	BOLT , HEX/S	M8X20	2			
025 050	14611113000DG	BRACKET COMP , FUEL		1			
025 051	14046210300	GROMMET		4			
025 052	15991040050	COLLAR , 08X12X08		4			
025 053	V2173608025	BOLT , HEX/S	M8X25	8			
025 054	37371720090	CLAMP , W/HARNESS		2			
025 055	35602010150	WASHER , BIND SHAFT		8			

NOTE

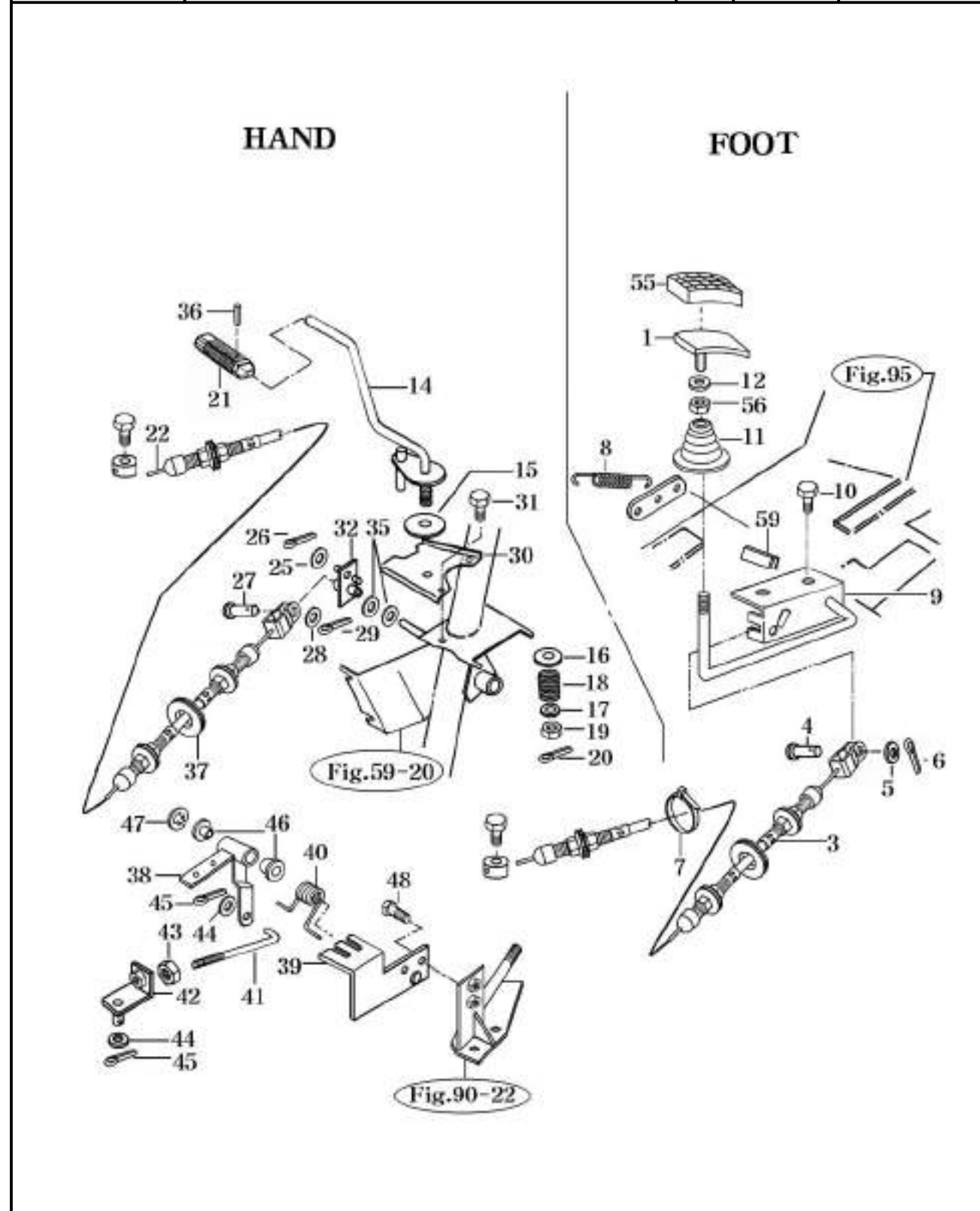
NOTE



NOTE

KEY NO.	PART NO.	DESCRIPTION	SPEC.	QTY.	REPAIR	EFFECTIVE DATE	REMARKS
026 001	16001113100DG	TANK COMP , FUEL SUB		1			
026 002	15585060110	CLIP , 28		2			
026 003	14501410050	CLAMP , WORM 14.5		2			
026 006	15681110032	INSULATOR		2			
026 007	15641113702DG	BRACKET COMP , FR SUB		1			
026 008	V2173608016	BOLT , HEX/S	M8X16	2			
026 010	V2013608025	BOLT , HEX	M8X25	4			
026 011	V4111600080	WASHER , PLAIN	M8	4			
026 012	V3042600080	NUT , HEX/2	M8	8			
026 013	15641113601	HOSE ASSY , FUEL		1	C		
026 014	13764020030	BAND , 140		2			
026 015	15251020040	CLAMP , RADIATOR HOSE		2			
026 016	V3002600060	NUT , HEX/1	M6	2			
026 017	V4011600060	WASHER , SPRING	M6	2			
026 018	14621112700DG	STAY COMP		1			

NOTE

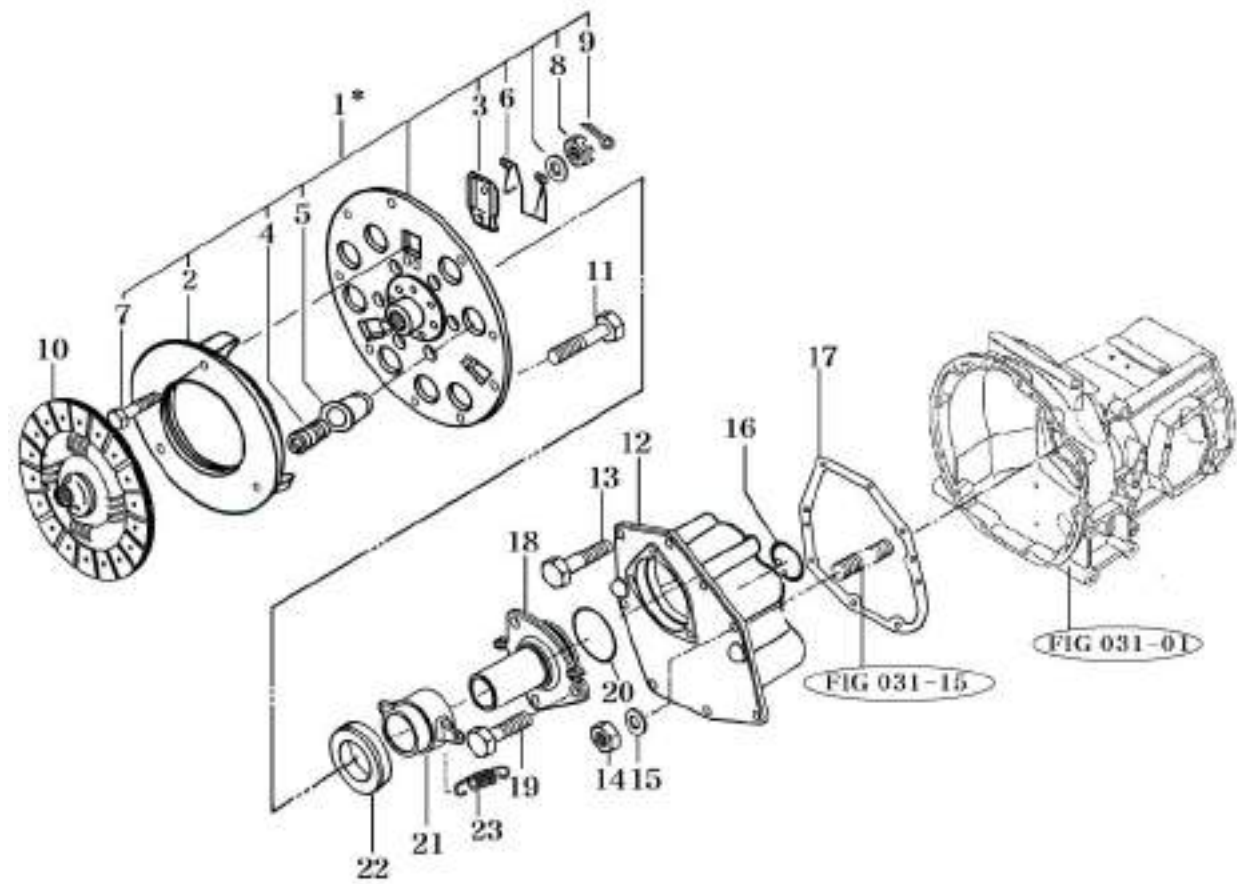


NOTE

KEY NO.	PART NO.	DESCRIPTION	SPEC.	QTY.	REPAIR	EFFECTIVE DATE	REMARKS
027 001	1600122000DG	PLATE COMP, ACCELER		1			
027 003	16001162101	CABLE ASSY, ACCELERATOR		1	C		
027 004	15601160083	PIN, 06X16		1			
027 005	V4111600060	WASHER, PLAIN	M6	1			
027 006	V5001920020	PIN, SPLIT	2X20	1			
027 007	13424020060	BAND, 250		1			
027 008	36502200050	SPRING, FOOT PEDAL		1			
027 009	16791162004DG	BRACKET COMP		1			
027 010	V2173608020	BOLT, HEX/S	M8X20	3			
027 011	16991160010	BOOT, ACCELERATOR PEDAL		1			
027 012	V4111600080	WASHER, PLAIN	M8	1			
027 014	15601162506DG	LEVER COMP, BAR 10		1			
027 015	14141170050	LINING, 13X50X3		1			
027 016	36104400180	WASHER		1			
027 017	V4111600100	WASHER, PLAIN	M10	1			
027 018	14041170080	SPRING, COMPRESSION	D=5	1			
027 019	V3232600100	NUT, HEX SLOT & CASTLE	M10	1			
027 020	V5001925020	PIN, SPLIT	2.5X20	1			
027 021	15441170051	GRIP, 10X115		1			
027 022	14601162300	CABLE ASSY, THROTTLE		1	C		
027 025	V4111600100	WASHER, PLAIN	M10	1			
027 026	V5001920020	PIN, SPLIT	2X20	1			
027 027	15601160083	PIN, 06X16		1			
027 028	V4111600060	WASHER, PLAIN	M6	1			
027 029	V5001920020	PIN, SPLIT	2X20	1			
027 030	15641160013	GUIDE		1			
027 031	V2173608016	BOLT, HEX/S	M8X16	2			
027 032	15601162305DG	ARM, PLATE 25X59		1			
027 035	13651210050	WASHER, 10X20X2		2			
027 036	V5801403016	PIN, SPRING	3X16	1			
027 037	14326510210	CAP, RUBBER 20		1			
027 038	14611162100DG	ARM COMP, THROTTLE		1			
027 039	14611162000DG	BRACKET COMP		1			
027 040	14601162230	SPRING		1			
027 041	14601160011	ROD, THROTTLE		1			
027 042	14601162200	PLATE COMP		1			
027 043	V3042600080	NUT, HEX/2	M8	1			
027 044	V4111600080	WASHER, PLAIN	M8	2			
027 045	21306010180	PIN, SNAP(6)		2			
027 046	15645120010	BUSH, 10X18X10		2			
027 047	V7081400090	E-RING	9	1			
027 048	V2173608020	BOLT, HEX/S	M8X20	2			
027 055	16791220010	PAD		1			
027 056	V3042600080	NUT, HEX/2	M8	1			
027 059	16997021960	INSULATOR, 32		1			

NOTE



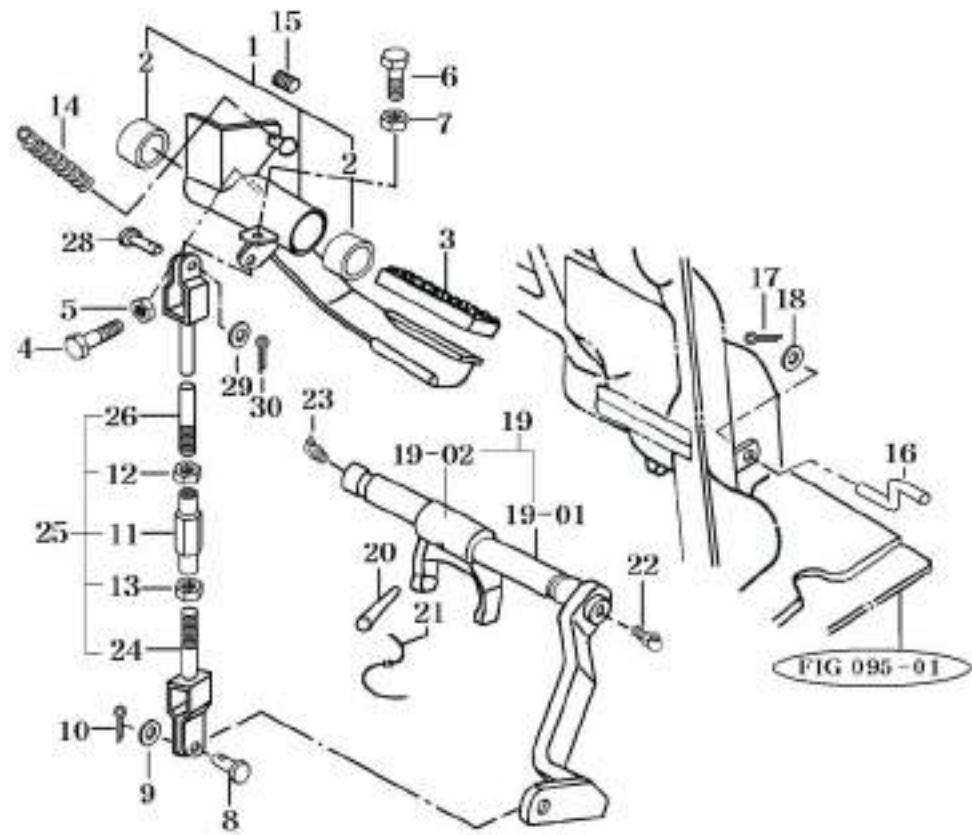


• NOT SERVICED SEPARATELY

NOTE

KEY NO.	PART NO.	DESCRIPTION	SPEC.	QTY.	REPAIR	EFFECTIVE DATE	REMARKS
029 001	16601212002	COVER ASSY , CLUTCH		1	C		
029 002	16441202020	PLATE		1			
029 003	16441202030	LEVER , RELEASE		3			
029 004	16441202040	SPRING , COMPRESSION		9			
029 005	14321202140	CAP , SPRING		9			
029 006	16441202050	SPRING , RETURN		3			
029 007	16341202130	BOLT , LEVER		3			
029 008	14321202171	NUT , LEVER		3			
029 009	V5001920020	PIN , SPLIT	2X20	3			
029 010	16441202101	DISK COMP , CLUTCH 260		1	B		
029 011	V2173608020	BOLT , HEX/S	M8X20	9			
029 012	16501210010M	METAL . INPUT		1			
029 013	16604610020	BOLT , SEAL		7			
029 014	V3043600100	NUT , HEX/2	M10	1			
029 015	V4011600100	WASHER , SPRING	M10	1			
029 016	V7051400620	C-RING , HOLE	62	1			
029 017	16601200030	GASKET		1	B		
029 018	16601210020M	METAL , SLEEVE		1			
029 019	16604610020	BOLT , SEAL		3			
029 020	16501210050	O-RING , G70		1	B		
029 021	16341200020M	SLEEVE		1			
029 022	14151200040	BEARING , CLUTCH RELEASE		1	C		
029 023	14321200040	SPRING , TENSION 31		2			

NOTE

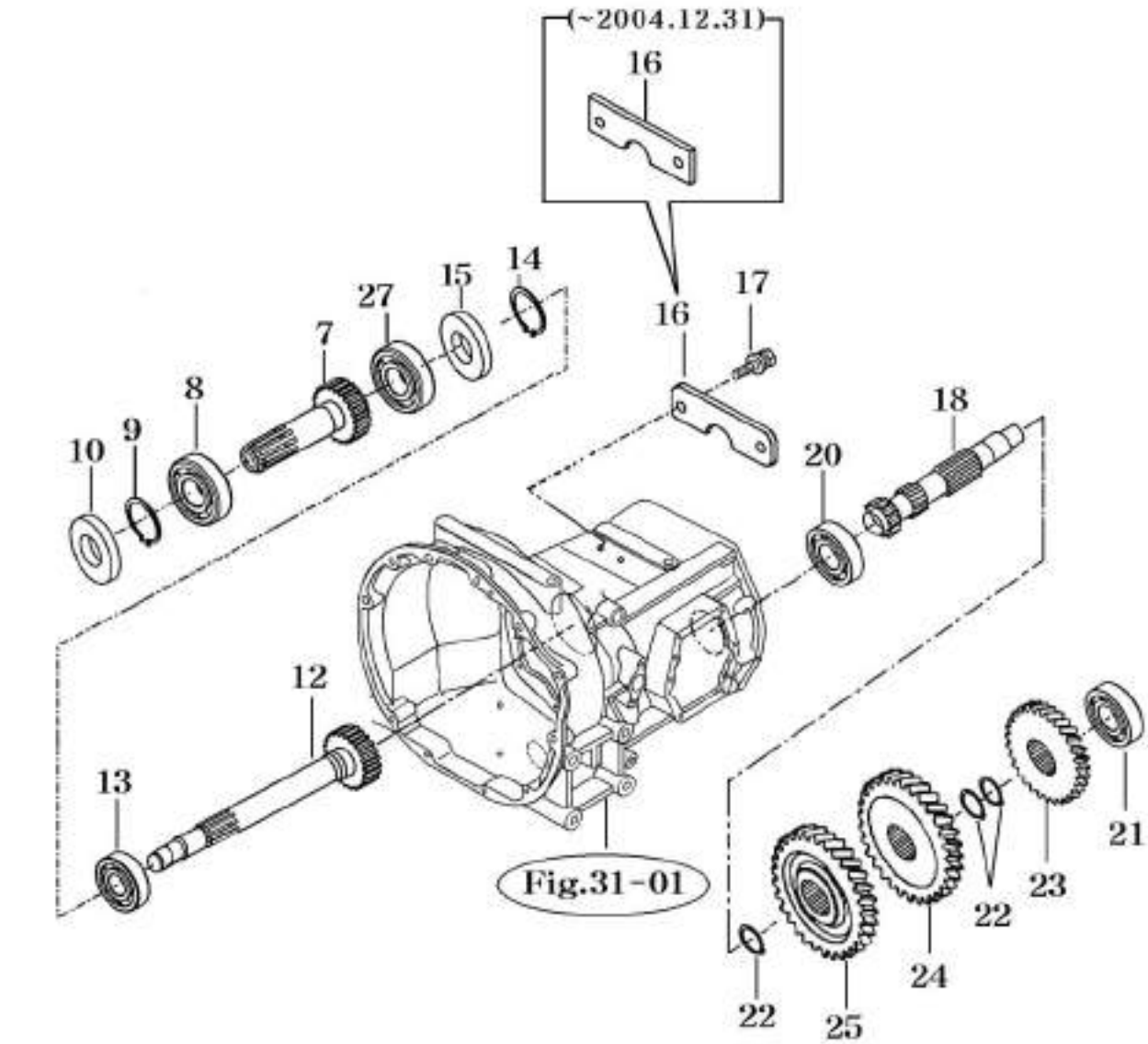


NOTE

KEY NO.	PART NO.	DESCRIPTION	SPEC.	QTY.	REPAIR	EFFECTIVE DATE	REMARKS
030 001	16341322000	PEDAL ASSY , CLUTCH		1			
030 002	15641320020	BUSH , 30X34X20		2			
030 003	15241220010	PAD		1	C		
030 004	V2013608030	BOLT , HEX	M8X30	1			
030 005	V3042600080	NUT , HEX/2	M8	1			
030 006	V2013608025	BOLT , HEX	M8X25	1			
030 007	V3042600080	NUT , HEX/2	M8	1			
030 008	14322420010	PIN		1			
030 009	V4111600080	WASHER , PLAIN	M8	1			
030 010	V5001925020	PIN , SPLIT	2.5X20	1			
030 011	16601220020	TURNBUCKLE , M8 L60		1			
030 012	15601320073	NUT , HEX LH		1			
030 013	V3042600080	NUT , HEX/2	M8	1			
030 014	16001200080	RETURN SPRING , CLUTCH		1			
030 015	15601320011	TUBE , CORRUGATE 1050		1			
030 016	15441230050	ROD		1			
030 017	V5001920020	PIN , SPLIT	2X20	1			
030 018	V4111600060	WASHER , PLAIN	M6	1			
030 019	16601302000	BAR SET		1			
030 01901	15651302105	BAR COMP		1			
030 01902	16601302010	FORK , RELEASE		1			
030 020	15601300010	PIN , 08X40		1			
030 021	V5901012150	WIRE , STEEL	1.2X150	1			
030 022	V7631500000	NIPPLE , GREASE/B-PT	B-PT1/8	1			
030 023	V7641500000	NIPPLE , GREASE/C-PT	C-PT1/8	1			
030 024	15681322000	ROD COMP		1			
030 025	16601220000	ROD COMP . FORK		1			
030 026	15681322102	ROD COMP		1			
030 028	14322420010	PIN		1			
030 029	V4111600080	WASHER , PLAIN	M8	1			
030 030	V5001925020	PIN , SPLIT	2.5X20	1			

NOTE

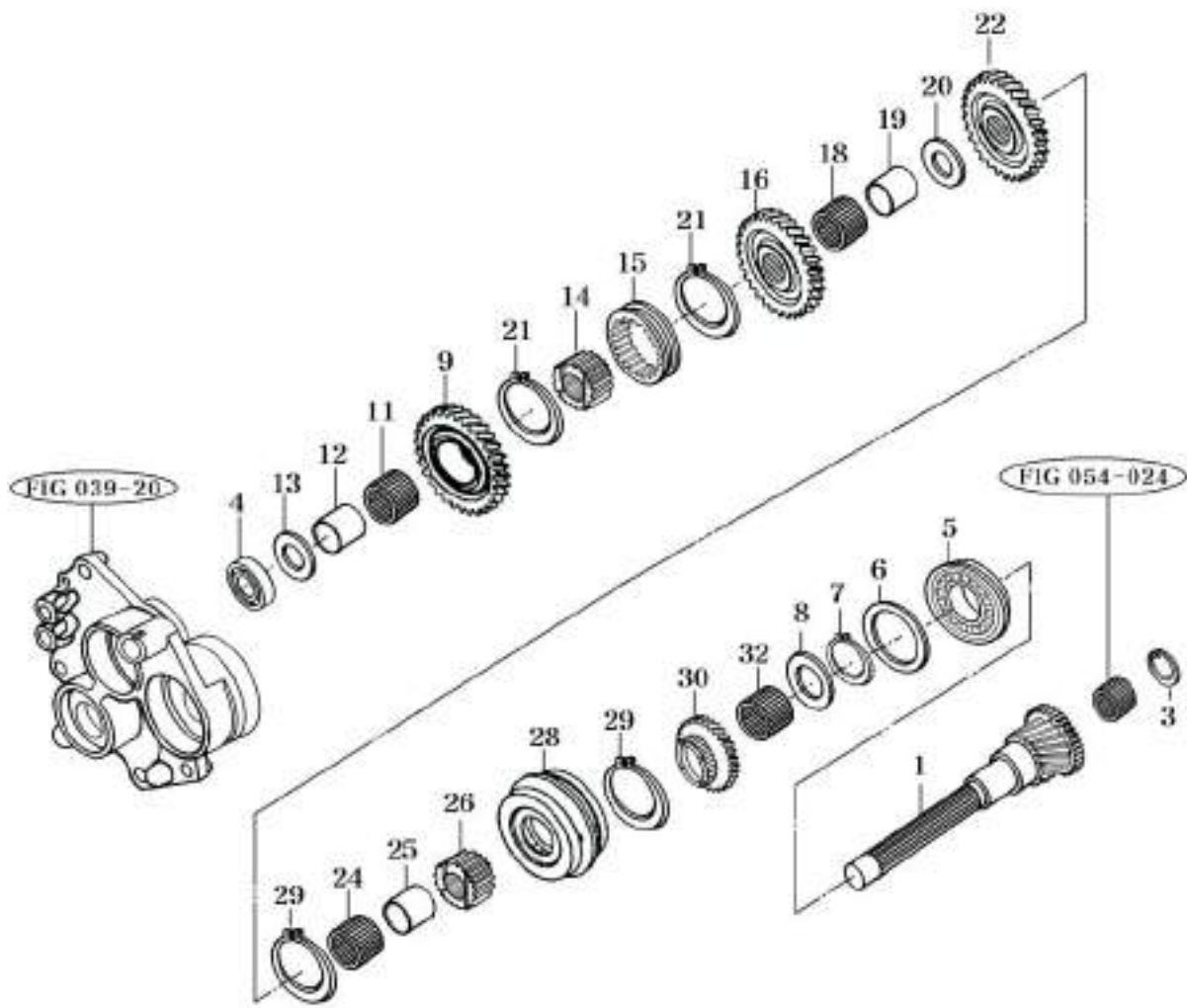




NOTE

KEY NO.	PART NO.	DESCRIPTION	SPEC.	QTY.	REPAIR	EFFECTIVE DATE	REMARKS
032 007	16502070110	GEAR . HELICAL 21T		1			
032 008	V6041106207	BEARING , BALL/HL1	6207HL1	1			
032 009	V7041400350	C-RING , SHAFT	35	1			
032 010	16502070020	SEAL , OIL D		1	B		
032 012	16502070120	GEAR . HELICAL 21T		1			
032 013	V6041106206	BEARING , BALL/HL1	6206HL1	1			
032 014	V7041400300	C-RING , SHAFT	30	1			
032 015	17991304510	SEAL , OIL D		1	B		
032 016	15602060023	PLATE , 25X90		1		-2004.12.31	
032 016	15602060024	PLATE , 25X90		1		2005.01.01-	
032 017	V2173608016	BOLT , HEX/S	M8X16	2			
032 018	15662130012	GEAR , HELICAL 19T		1			
032 020	V6001106207	BEARING , BALL	6207	1			
032 021	V6041106206	BEARING , BALL/HL1	6206HL1	1			
032 022	V7041400350	C-RING , SHAFT	35	3			
032 023	15642120031	GEAR , HELICAL 24T		1			
032 024	15662130021	GEAR , HELICAL 28T		1			
032 025	15662130031	GEAR , HELICAL 32T		1			
032 027	V6001106909	BEARING , BALL	6909	1			

NOTE



NOTE



KEY NO.	PART NO.	DESCRIPTION	SPEC.	QTY.	REPAIR	EFFECTIVE DATE	REMARKS
033	001	15642080015	GEAR , HELICAL 14T		1		
033	003	15642080080	SNAP RING , C TYPE		1		
033	004	V6001106305	BEARING , BALL	6305	1		
033	005	V6001606307	BEARING , BALL	6307N	1		
033	006	14443140041	COLLAR , 35X50X2		1		
033	007	V7041400350	C-RING , SHAFT	35	1		
033	008	15642160041	WASHER , 30X46X3		1		
033	009	15662090013	GEAR , HELICAL 40T		1		
033	011	V6544323723	BEARING , NEEDLE.ROLLER	KT323723	1		
033	012	15602080093	BUSH , 28X32X31		1		
033	013	15642080090	WASHER , 25X46X5		1		
033	014	15682090020	HUB , 28X51X21		1		
033	015	15602080224	COUPLING , 51X72X18		1		
033	016	15642080062	GEAR , HELICAL 36T		1		
033	018	V6544323723	BEARING , NEEDLE.ROLLER	KT323723	1		
033	019	15602080093	BUSH , 28X32X31		1		
033	020	15642080022	WASHER , 28X46X5		1		
033	021	V7041400500	C-RING , SHAFT	50	2		
033	022	15662090022	GEAR , HELICAL 31T		1		
033	024	V6544323723	BEARING , NEEDLE.ROLLER	KT323723	1		
033	025	15602080093	BUSH , 28X32X31		1		
033	026	15682090020	HUB , 28X51X21		1		
033	028	16492092001	SYNCHRONIZER ASSY		1	C	
033	029	V7041400500	C-RING , SHAFT	50	2		
033	030	15662090032	GEAR , HELICAL 27T		1		
033	032	V6544303524	BEARING , NEEDLE.ROLLER	KT303524	1		

NOTE

# FIG 034

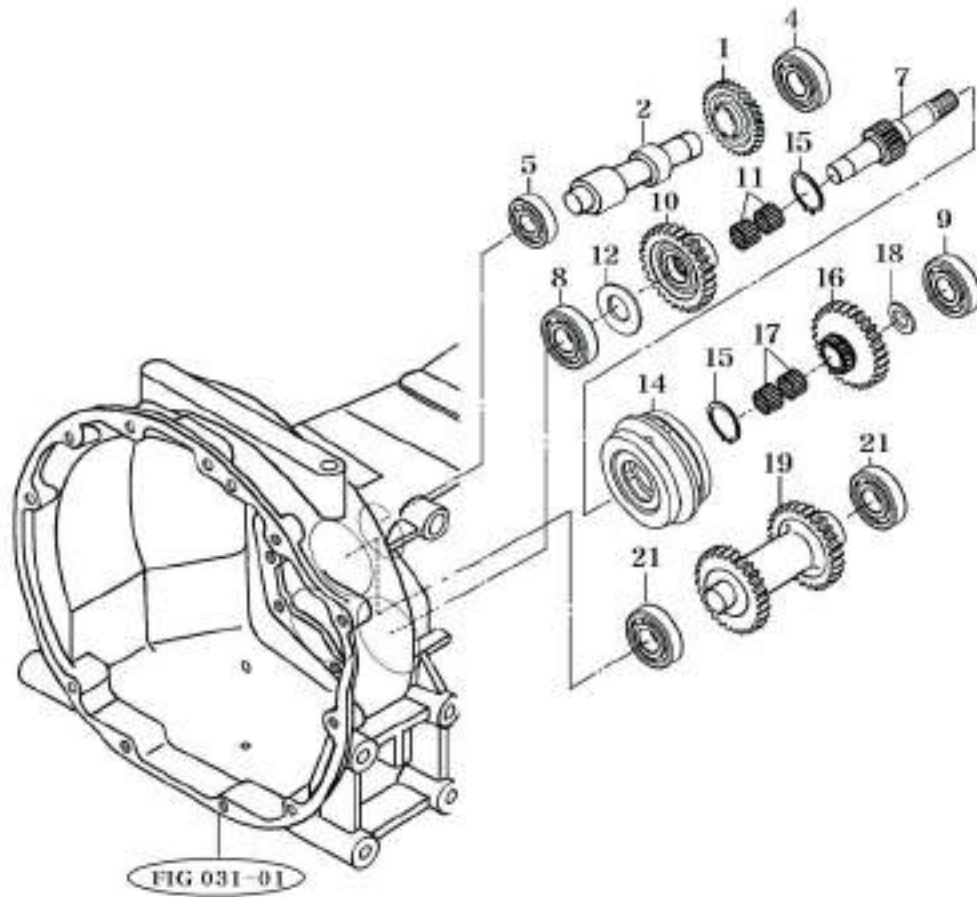
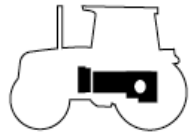
# REVERSE GEARS

4510C

P1

Month/Year

06 / 2005



NOTE

# FIG 034


# REVERSE GEARS

4510C

P1

Month / Year

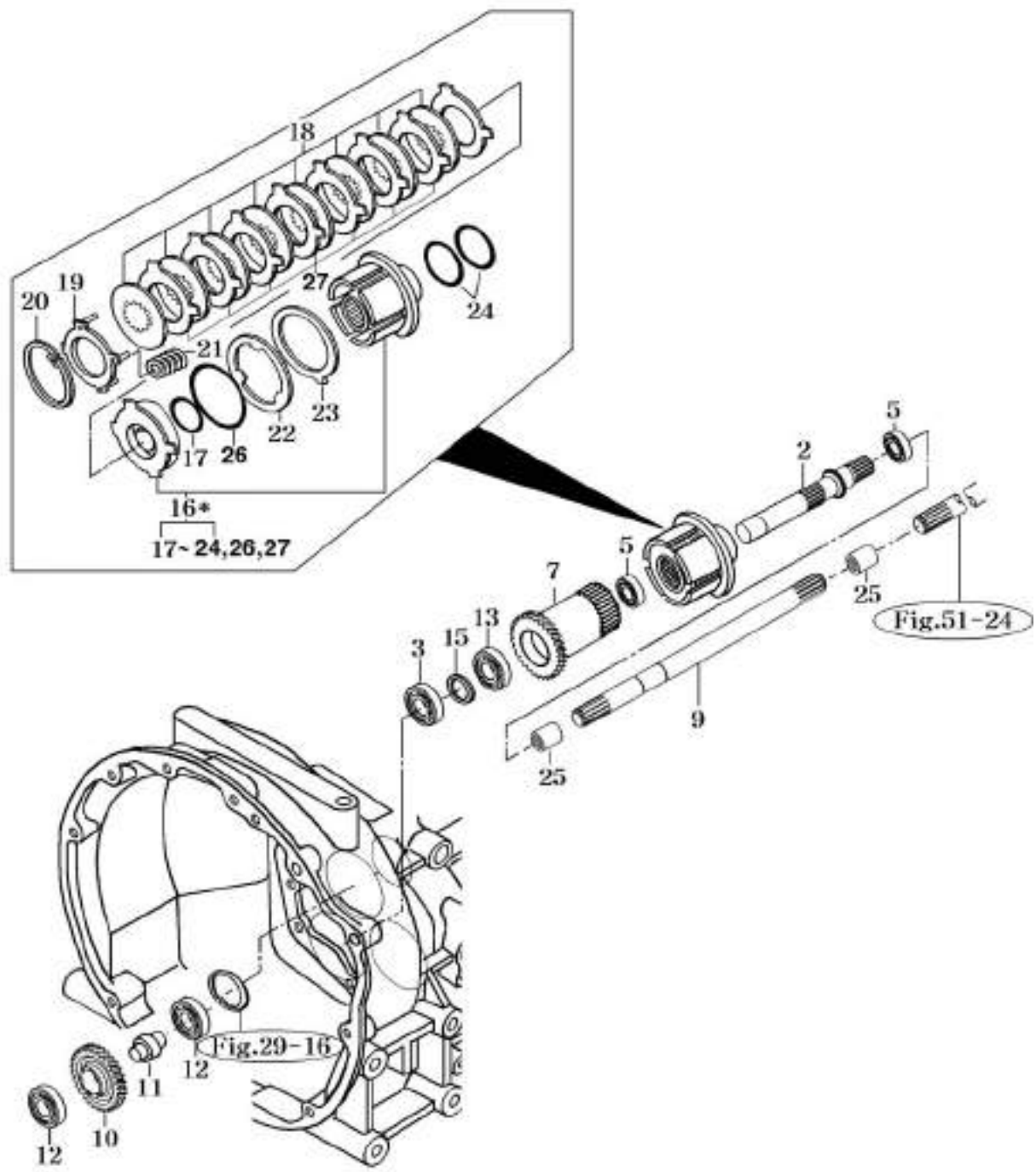
06 / 2005



KEY NO.	PART NO.	DESCRIPTION	SPEC.	QTY.	REPAIR	EFFECTIVE DATE	REMARKS
034 001	15642140011	GEAR , HELICAL 30T		1			
034 002	15642140023	SHAFT		1			
034 004	V6001106305	BEARING , BALL	6305	1			
034 005	V6001106004	BEARING , BALL	6004	1			
034 007	15642170012	SHAFT , REVERSE		1			
034 008	V6001106305	BEARING , BALL	6305	1			
034 009	V6001106306	BEARING , BALL	6306	1			
034 010	15642160022	GEAR , HELICAL 26T		1			
034 011	V6544323717	BEARING , NEEDLE.ROLLER	KT323717	2			
034 012	15602160083	WASHER , 25X46X3		1			
034 014	16492092001	SYNCHRONIZER ASSY		1	C		
034 015	V7041400500	C-RING , SHAFT	50	2			
034 016	15642160032	GEAR , HELICAL 25T		1			
034 017	V6544323717	BEARING , NEEDLE.ROLLER	KT323717	2			
034 018	15642160041	WASHER , 30X46X3		1			
034 019	15992180010	GEAR , HELICAL 33-29T		1			
034 021	15972180010	BEARING , BALL		2			

NOTE





\* NOT SERVICED SEPARATELY

NOTE

KEY NO.	PART NO.	DESCRIPTION	SPEC.	QTY.	REPAIR	EFFECTIVE DATE	REMARKS
036 002	15642210050	SHAFT , PTO		1			
036 003	V6001106305	BEARING , BALL	6305	1			
036 005	V6001106005	BEARING , BALL	6005	2			
036 007	15642210060	GEAR , HELICAL 31T		1			
036 009	15642200032	SHAFT , PTO		1			
036 010	15642210012	GEAR , HELICAL 33T		1			
036 011	15642210024	SHAFT , IDLE		1			
036 012	15972180010	BEARING , BALL		2			
036 013	V6001106205	BEARING , BALL	6205	1			
036 015	15933070521	COLLAR , 26X35X03		1			
036 016	15642212003	CLUTCH ASSY		1	C		
036 017	15642212080	SEAL , A		1	B		
036 018	15642212050	DISK , CLUTCH		1			
036 019	15642212030	PLATE ASSY		1			
036 020	V7051400950	C-RING , HOLE	95	1			
036 021	15642212040	SPRING		4			
036 022	15642212060	PLATE		1			
036 023	15642212070	DISK , BRAKE		1			
036 024	14462162180	SEAL SET , B		2	B		
036 025	15602200040	COUPLING , 36X62		2			
036 026	15642212090	SEAL ,C		1			
036 027	16342212050	PLATE,CLUTCH		6			

NOTE

FIG 037

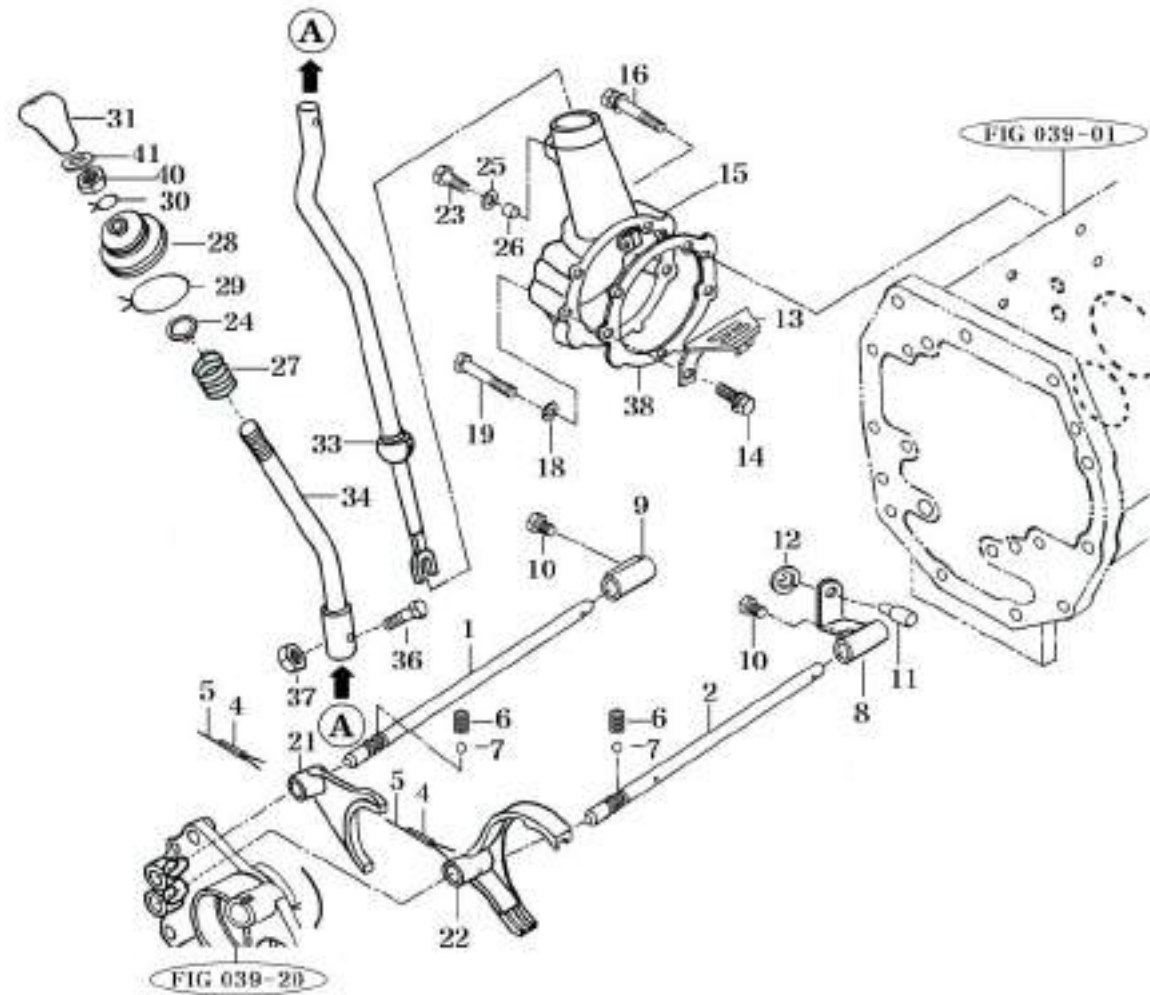
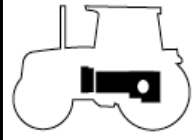
MAIN CHANGE LEVER

4510C

P1

Month/Year

06 / 2005



NOTE


FIG 037

4510C

P1

Month / Year

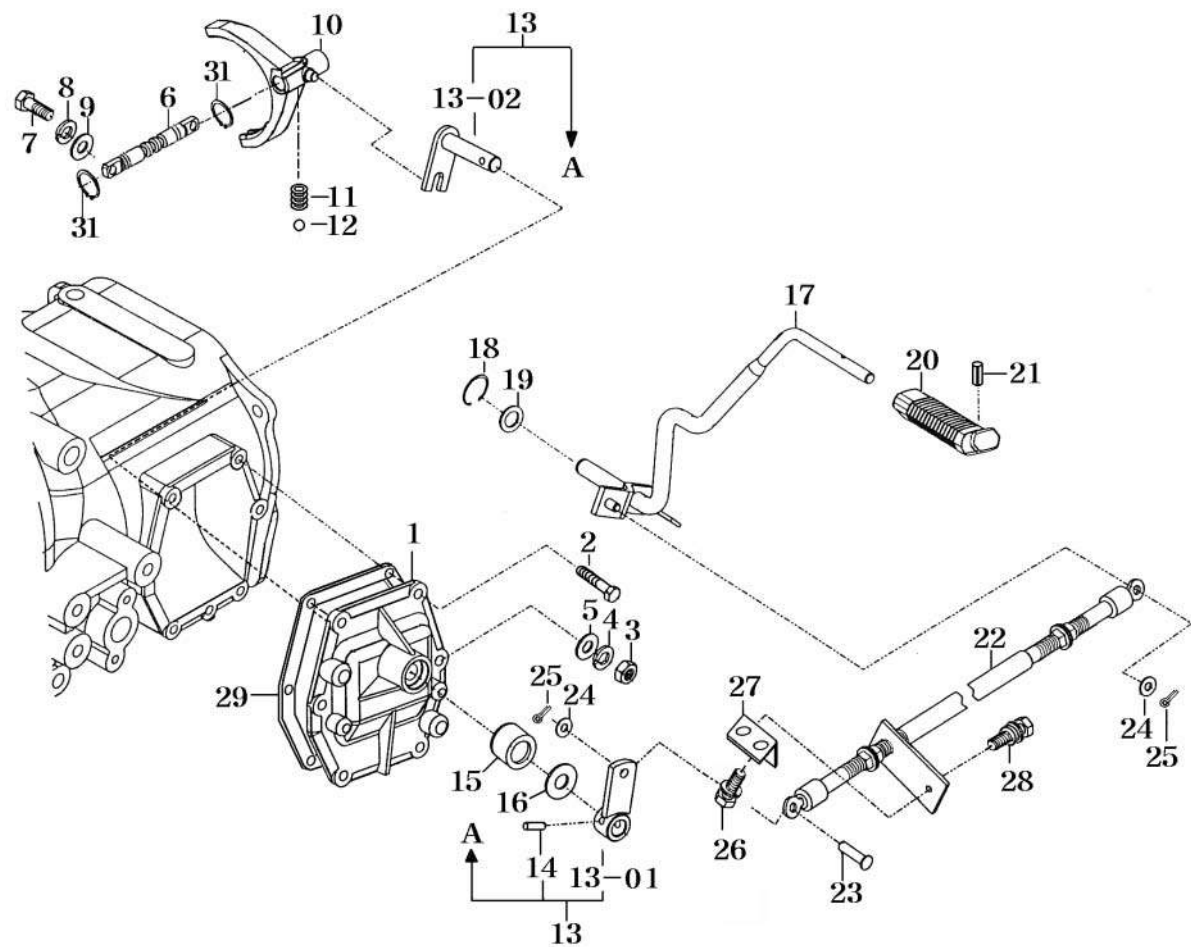
06 / 2005



KEY NO.	PART NO.	DESCRIPTION	SPEC.	QTY.	REPAIR	EFFECTIVE DATE	REMARKS
037 001	15642230050	STAY , SHIFTER 1ST		1			
037 002	15642230060	STAY , SHAFT 3RD		1			
037 004	V5801406025	PIN , SPRING	6X25	2			
037 005	V5901010150	WIRE , STEEL	1.0X150	2			
037 006	13022250030	SPRING , SHIFTER		2			
037 007	V6802000010	BALL , STEEL		2			
037 008	15642230033M	LINK		1			
037 009	15642230043M	LINK		1			
037 010	15602231600	BOLT , SET SEAL LOCK		2			
037 011	15602230124	PIN , 10X28		1			
037 012	V7081400070	E-RING	7	1			
037 013	15602230074	GUIDE		1			
037 014	V2173608016	BOLT , HEX/S	M8X16	2			
037 015	15612230026M	METAL , MAIN		1			
037 016	V2173608050	BOLT . HEX/S	M8X50	2			
037 018	15602230085	SEAL		1			
037 019	V2013608050	BOLT , HEX	M8X50	1			
037 021	15602230018M	FORK , SHIFTER MAIN		1			
037 022	15602230026M	FORK , SHIFTER MAIN		1			
037 023	16007060020	BOLT . DRAIN		1			
037 024	V7051400320	C-RING , HOLE	32	1			
037 025	15602230085	SEAL		1			
037 026	V5201006016	PIN , PARALLEL/A	6X16	1			
037 027	15602900063	SPRING , C020		1			
037 028	14442180090	BOOT , CHANGE LEVER		1	B		
037 029	V5901010180	WIRE , STEEL	1.0X180	1			
037 030	V5901010070	WIRE , STEEL	1.0X70	1			
037 031	14502810074	GRIP COMP , MAIN SHIFTER		1			
037 033	16002912000	LEVER COMP , BAR 16		1			
037 034	15662912104DG	LEVER COMP , BAR 16		1			
037 036	V2013608035	BOLT , HEX	M8X35	1			
037 037	V3042600080	NUT , HEX/2	M8	1			
037 038	16602250040	GASKET , MAIN METAL		1	B		
037 040	V3342600100	NUT , HEX FINE/2	M10	1			
037 041	V4111600100	WASHER , PLAIN		1			

NOTE

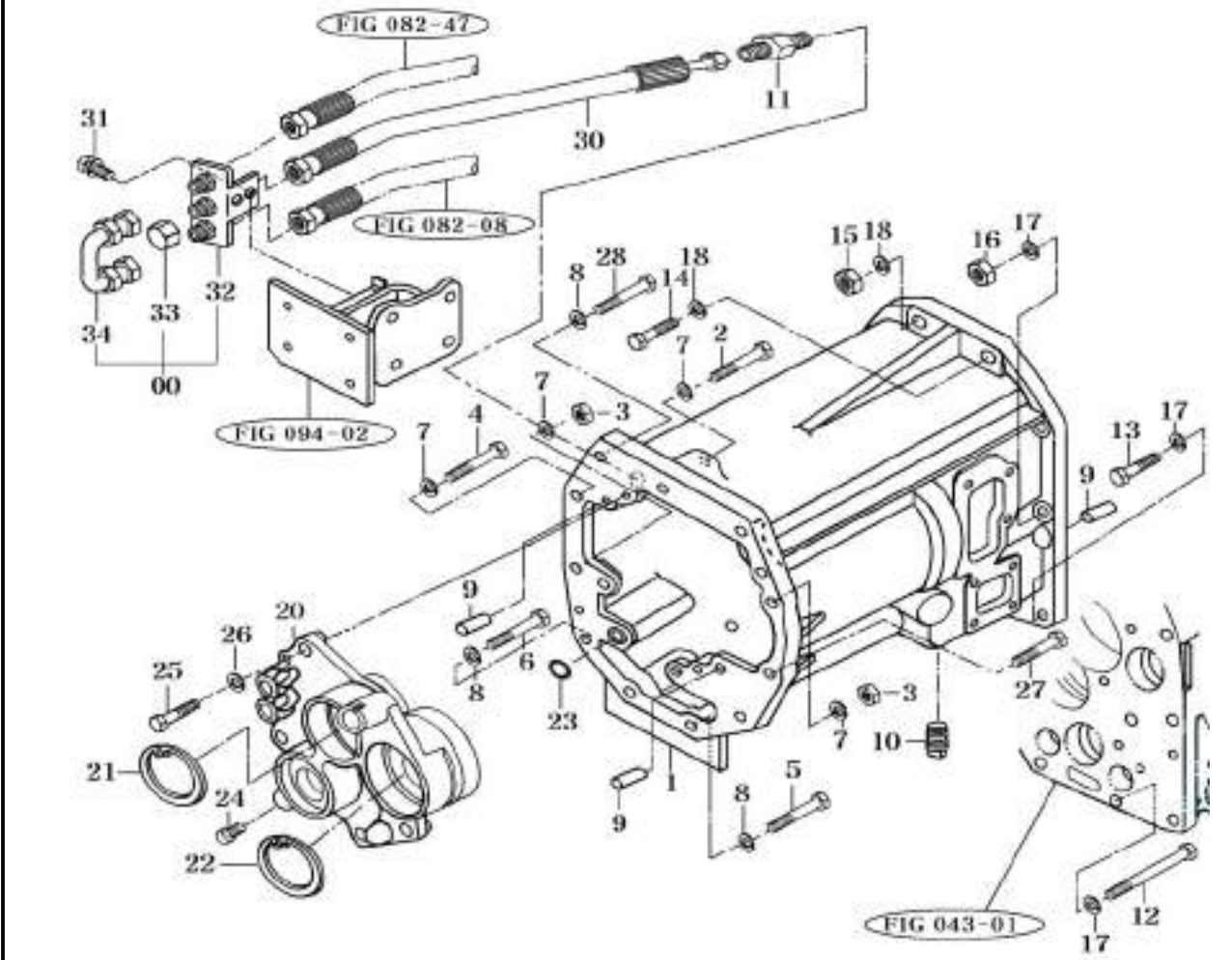




NOTE

KEY NO.	PART NO.	DESCRIPTION	SPEC.	QTY.	REPAIR	EFFECTIVE DATE	REMARKS
038 001	15602250015M	METAL , SHIFTER REVERSE		1			
038 002	V2183608020	BOLT , HEX/SP	M8X20	4			
038 003	V3042600080	NUT , HEX/2	M8	2			
038 004	V4011600080	WASHER , SPRING	M8	2			
038 005	V4111600080	WASHER , PLAIN	M8	2			
038 006	15602250025	STAY , SHIFTER REVERSE		1			
038 007	14151210090	BOLT , REAMER		2			
038 008	V4011600080	WASHER , SPRING	M8	2			
038 009	V4111600080	WASHER , PLAIN	M8	2			
038 010	15642260013M	FORK , SHIFTER REVERSE		1			
038 011	13022250030	SPRING , SHIFTER	D=1.4	1			
038 012	V6802000010	BALL , STEEL	5-16	1			
038 013	15602252200	ARM SET , REVERSE		1			
038 01301	15602252300	ARM COMP		1			
038 01302	15602232002	HOOK COMP		1			
038 014	V5111006036	PIN , TAPER SPLIT	6X36	1			
038 015	V7441142508	SEAL , OIL/D	D14258	1	B		
038 016	13667012020	WASHER		1			
038 017	15662832004	LEVER COMP , BAR 14		1			
038 018	V7041400140	C-RING , SHAFT	14	1			
038 019	14276010030	WASHER , 15X24X2		2			
038 020	15441170051	GRIP , 10X115		1			
038 021	V5801403016	PIN , SPRING	3X16	1			
038 022	16002842002	CABLE ASSY . REVERSE		1	C		
038 023	14322420010	PIN		1			
038 024	V4111600080	WASHER , PLAIN	M8	2			
038 025	V5001920020	PIN , SPLIT	2X20	2			
038 026	V2173608025	BOLT , HEX/S	M8X25	2			
038 027	17702844701DG	PLATE		1			
038 028	V2183608016	BOLT , HEX/SP	M8X16	2			
038 029	16602250010	GASKET , REVERSE METAL		1	B		
038 031	V7041400140	C-RING , SHAFT	14	2			

NOTE

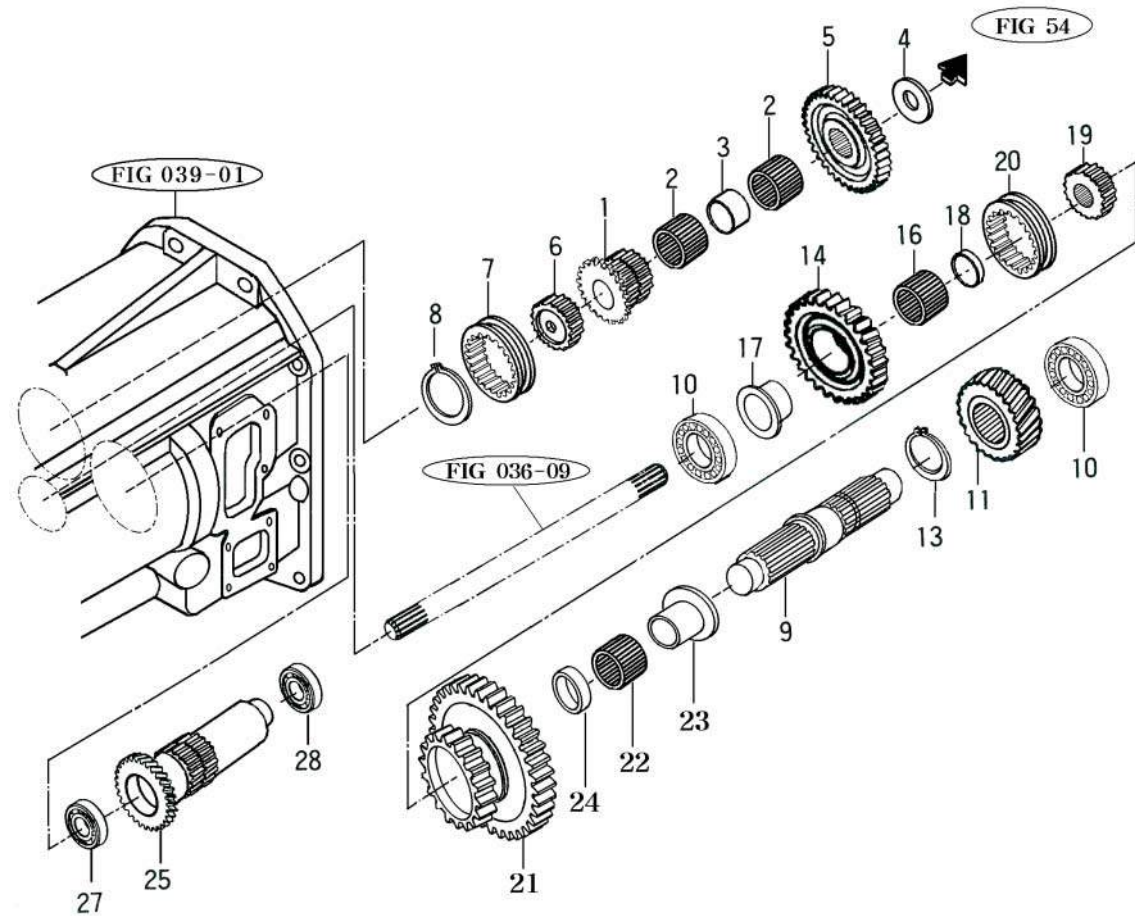


KEY NO.	PART NO.	DESCRIPTION	SPEC.	QTY.	REPAIR	EFFECTIVE DATE	REMARKS
039 000	15006253102DG	BRACKET SUB , LODER		1			
039 001	15642300017M	CASE , SPACER TRANSMISSION		1			
039 002	V2013612080	BOLT , HEX	M12X80	1			
039 003	V3043600120	NUT , HEX/2	M12	2			
039 004	V2013612040	BOLT , HEX	M12X40	1			
039 005	V2013614040	BOLT , HEX	M14X40	5			
039 006	V2013614050	BOLT , HEX	M14X50	1			
039 007	V4011600120	WASHER , SPRING	M12	5			
039 008	V4011600140	WASHER , SPRING	M14	6			
039 009	V5201010022	PIN , PARALLEL/A	10X22	4			
039 010	V7811600008	PLUG , SQUARE	R1/2	1			
039 011	14505152380	ELBOW , 45		1			
039 012	V2004612100	BOLT , HEX	M12X100	2			
039 013	V2013612035	BOLT , HEX	M12X35	2			
039 014	V2013614040	BOLT , HEX	M14X40	2			
039 015	V3043600140	NUT , HEX/2	M14	2			
039 016	V3043600120	NUT , HEX/2	M12	2			
039 017	V4011600120	WASHER , SPRING	M12	6			
039 018	V4011600140	WASHER , SPRING	M14	4			
039 020	16602332011M	METAL , REVERSE		1			
039 021	V7051400620	C-RING , HOLE	62	1			
039 022	V7051400720	C-RING , HOLE	72	1			
039 023	V7201124014	O-RING , P	P14	1	B		
039 024	13267060022	PLUG , DRAIN		1			
039 025	V2013612030	BOLT , HEX	M12X30	4			
039 026	V4011600120	WASHER , SPRING	M12	4			
039 027	V2013612045	BOLT , HEX	M12X45	1			
039 028	V2013614045	BOLT , HEX	M14X45	2			
039 030	15004072501	HOSE ASSY , HYD 630		1	C		
039 031	V2173608020	BOLT , HEX/S	M8X20	2			
039 032	15006252201	BRACKET COMP		1			
039 033	15006210111	CAP , PF1/2		1			
039 034	15004073200	PIPE COMP		1			

NOTE

NOTE

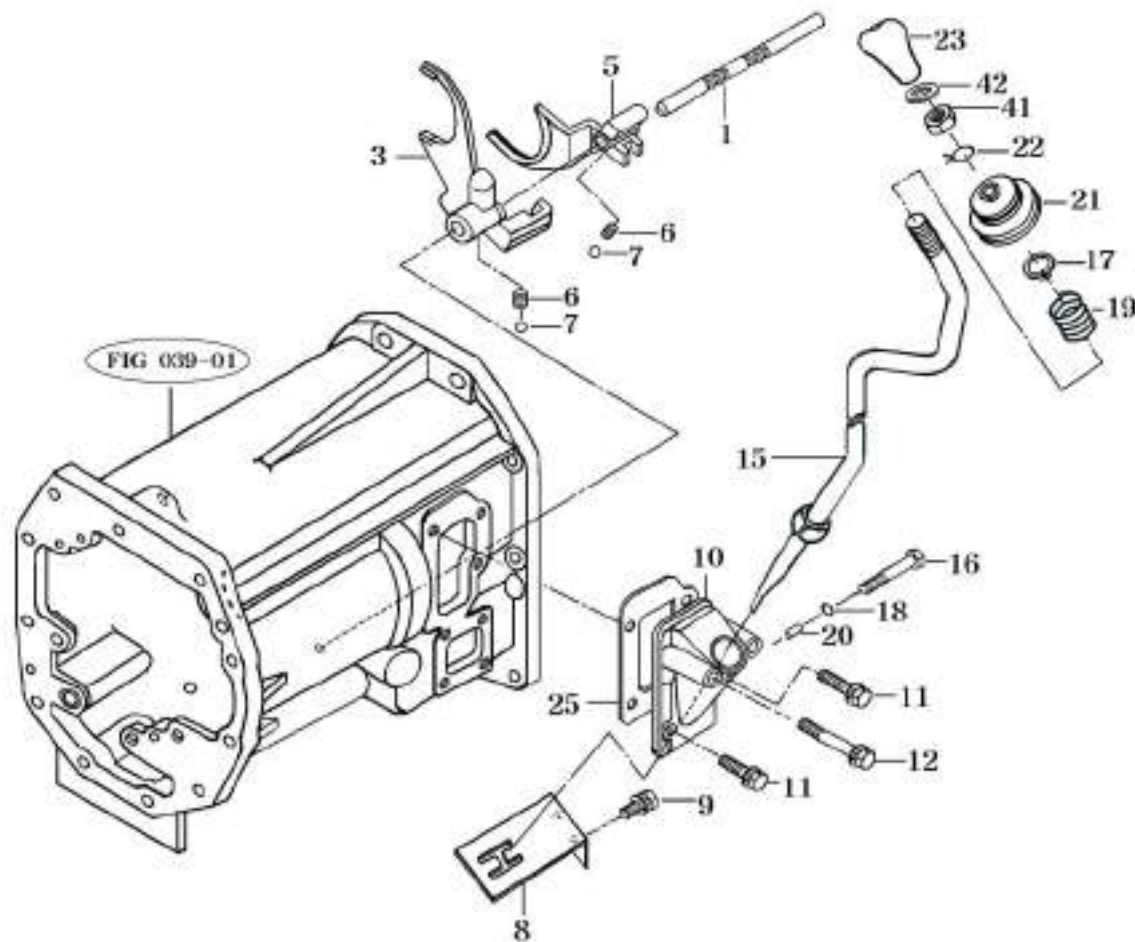




NOTE

KEY NO.	PART NO.	DESCRIPTION	SPEC.	QTY.	REPAIR	EFFECTIVE DATE	REMARKS
044 001	15642430013	GEAR , SPUR 16T		1			
044 002	V6544303517	BEARING , NEEDLE.ROLLER	KT303517	2			
044 003	15642430021	COLLAR , 30X34X10		1			
044 004	15642430032	WASHER , 30X50X4		1			
044 005	15642430042	GEAR , SPUR 41T		1			
044 006	15642430110	HUB , 30X62X19		1			
044 007	15242360050	COUPLING , SLIDE		1			
044 008	V7041400300	C-RING , SHAFT	30	1			
044 009	15642430053	SHAFT		1			
044 010	V6001106207	BEARING , BALL	6207	2			
044 011	15642430062	GEAR , HELICAL 24T		1			
044 013	V7041400400	C-RING , SHAFT	40	1			
044 014	15642430073	GEAR , HELICAL 39T		1			
044 016	V6544455017	BEARING , NEEDLE.ROLLER	KT455017	1			
044 017	15602430134	BUSH , 40X58X29		1			
044 018	15602430154	COLLAR , 46X50X08		1			
044 019	15602430173	HUB , 40X62X20		1			
044 020	15242360050	COUPLING , SLIDE		1			
044 021	15642430082	GEAR , SPUR 40T		1			
044 022	V6544455017	BEARING , NEEDLE.ROLLER	KT455017	1			
044 023	15602430134	BUSH , 40X58X29		1			
044 024	15602430154	COLLAR , 46X50X08		1			
044 025	15642500012	GEAR , 35-11T		1			
044 027	V6001106205	BEARING , BALL	6205	1			
044 028	V6001106304	BEARING , BALL	6304	1			

NOTE



NOTE

KEY NO.	PART NO.	DESCRIPTION	SPEC.	QTY.	REPAIR	EFFECTIVE DATE	REMARKS
045 001	15642590013	STAY , SHIFTER SUB		1			
045 003	15642590024M	FORK , SHIFTER SUB		1			
045 005	15642590034M	HOOK , SHIFT		1			
045 006	13022250030	SPRING , SHIFTER		2			
045 007	V6802000010	BALL , STEEL		2			
045 008	15602590124	GUIDE		1			
045 009	V2173610020	BOLT , HEX/S	M10X20	2			
045 010	15602590014M	METAL , SUB		1			
045 011	V2183608025	BOLT , HEX/SP	M8X25	2			
045 012	V2183608065	BOLT , HEX/SP	M8X65	2			
045 015	16002810012	LEVER , BAR 16		1			
045 016	16007060020	BOLT . DRAIN	M8X12XP1.25	1			
045 017	V7051400320	C-RING , HOLE	32	1			
045 018	15602230085	SEAL		1			
045 019	15602900063	SPRING , C020		1			
045 020	V5201006016	PIN , PARALLEL/A	6X16	1			
045 021	15602800044	BOOT		1	B		
045 022	V5901010070	WIRE , STEEL	1.0X70	1			
045 023	15002810104	GRIP COMP , SUB SHIFT GRIP		1			
045 025	16602250020	GASKET , SUB METAL		1	B		
045 041	V3342600100	NUT , HEX FINE/2	M10	1			
045 042	V4111600100	WASHER , PLAIN		1			

NOTE





