

YTO-X904轮式拖拉机零件

PARTS LIST OF YTO-X904 WHEELED TRACTOR



一拖国际经济贸易有限公司
YTO INTERNATIONAL, LTD.

PREFACE

YTO - X904 tractors are manufactured from the technology of the chasis of FIAT90 series tractor, which were introduced by China Yituo Group Corporation Limited from FIAT Company in Italy, and powered with DFH - LR4105 series of Engine, which was a product under the cooperation with Ricardo Consulting Engineers Ltd.

PARTS CATALOGUE OF YTO - X904 TRACTORS is an edition according to current drawings and engineering routine, for convenience of the customers to understand the structure of YTO - X904 tractors and purchase spare parts. Due to our products is unceasingly reformed, the tractor you brought probably has some differences with this catalogue, please be noted, and when edited in next version, the catalogue would be made modification and implements.

Usage Notes

The catalogue is arranged in the order of the number of each group, during looking up, locate the page of the relative group and then find out name and drawing number of the part(s).

Type I: SZ904 · 50 · 011(Fuel tank weldmt)

Serial Number

Group Number

Tractor type

Type II: 5118742/1 · 21 · 573(Fuel tank weldment)

Group Number(Borrowed from FIAT)

Drawing Number(Borrowed from FIAT)

Type III: 14359920/10356(Screw M10×1.25×16)

Standard Number(Borrowed from FIAT)

Drawing Number(Borrowed from FIAT)

Type IV: GB6170-86(Nut M8-Zn · d)

GB standard

In the the drawing number list, here is the classification.

When purchasing spare parts, the customer had better write down the full drawing number.

YTO - X904 tractors have general configuration and optional configuration, for details please see the catalogue. The general configuration of multi-way valve is double-effect valve, single-effect valve is optional; The general PTO shaft is that of 720RPM single rotation type, optional for two-rotation type of 1000RPM and 540 RPM, or single rotation of 540 RPM. In addition, customers can demand Draft control mechanism, brake system or high speed gearshift.

Version 2005

Tel: (86)379-62799011

CONTENTS

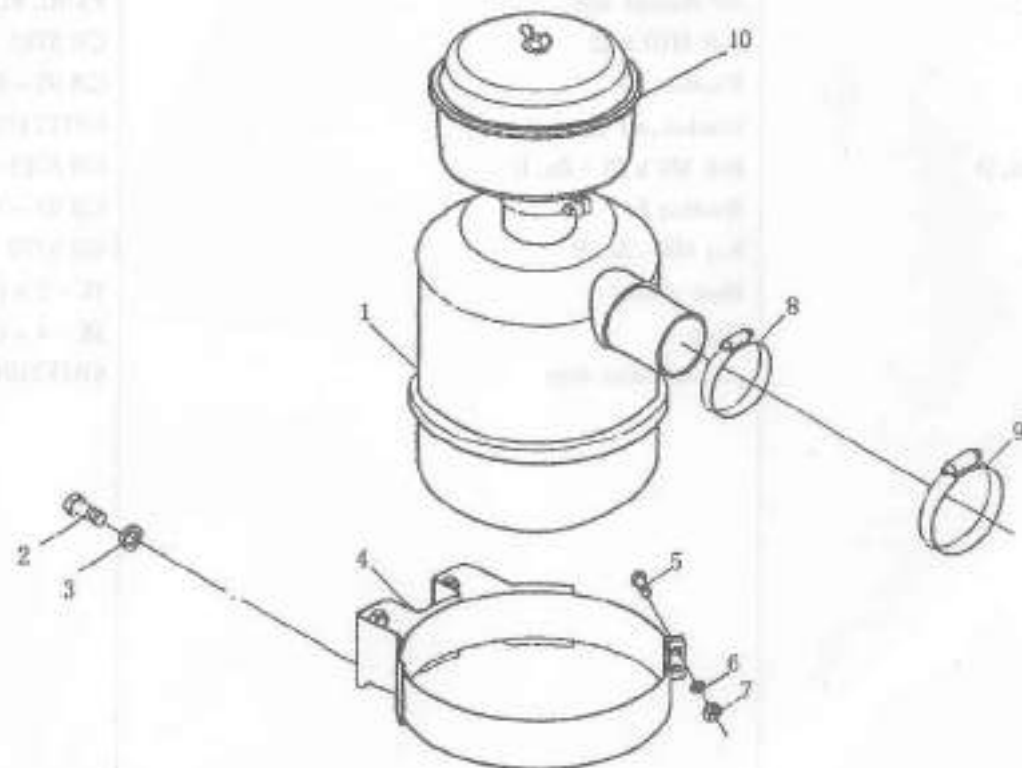
1.04	Fuel Tank	(2)	1.32	Differential Lock Control System	(58)
1.04	Fuel Pipelines	(4)	1.48	Final Transmission Housing And Brake Case	(61)
1.10	Throttle Control Mechanism	(6)	1.48	Final Transmission Gear Device	(63)
1.10	Extinguish Device	(10)	1.49	Driving Wheel	(66)
1.21	Tractor Body	(12)	1.49	Rear Ballast	(68)
1.21	Front Ballast	(16)	1.62	Steering Wheel	(70)
1.25	Clutch Mechanism	(18)	1.62	Hydraulic steering device	(74)
1.25	PTO Clutch shaft	(21)	1.63	Pump – tank – pipes of hydraulic steering	(76)
1.26	Main Clutch Control Pedal	(23)	1.65	Travel Brake	(79)
1.26	Control Lever And Tie Rod of Main Clutch	(25)	1.67	Parking Brake Control Mechanism	(81)
1.26	Control Mechanism of PTO Clutch	(28)	1.68	Travel Brake Pedal Control Mechanism	(84)
1.28	Main Gearbox	(31)	1.68	Travel Brake Pump	(86)
1.29	Main Gearshift Mechanism	(35)	1.68	Oil Tank of Travel Brake Control Mechanism	(89)
1.29	Main Gearshift Control	(37)	1.68	Travel Brake Pipe System	(91)
1.32	Differential Bearing Seat	(39)	1.73	Trailer Brake System.(Optional)	(93)
1.32	Auxiliary Gearbox and Central Reduction Gears	(41)	1.75	Controlling parts of Electric System	(97)
1.32	Auxiliary Gearshift Control mechanism	(46)	1.75	Subsidiary Decives of Electrical System	(99)
1.32	Auxiliary High – speed Mechanism(Optional)	(50)	1.75	Starting Cable 1.74 Battery Seat and Fixing Device	(102)
1.32	Auxiliary High – speed Control mechanism (Optional)	(52)	1.75	Electrical System Wire Harness	(104)
1.32	Differential Gear Transmission System	(54)	1.75	Lights System	(106)
1.32	Differential Lock	(56)	1.80	720 r/min PTO Shaft	(108)

1.80 Double speed (1000/540 r/min) PTO Shaft (Optional)	(111)
1.80 540r/min PTO Shaft (Optional)	(115)
1.80 PTO Shaft Control Mechanism	(118)
1.82 Hydraulic Lifter Case and Assy	(120)
1.82 Hydraulic Lifter pipelines	(122)
1.82 Lifter Control Mechanism	(126)
1.82 Distributor Assy	(129)
1.82 Distributor Control Mechanism	(133)
1.82 Distributor Control Mechanism (Optional)	(138)
1.82 Lifter Cylinder Piston and Auxiliary Cylinder Mechanism (Single/Double)	(144)
1.82 Single - action Distributor valve	(146)
1.82 Double - action Distributor (Optional) (Single/Double)	(149)
1.82 Lifter shaft and Power Transferring Mechanism	(152)
1.83 Hood	(158)
1.84 Instrument Panel	(157)
1.85 Driver's Seat	(159)
1.87 Driver's Cab	(161)
1.87 Mud Guard (Optional)	(163)
1.89 Hitch Device	(165)

1.89 Suspension Mechanism	(167)
1.89 Limiting Strut	(171)
1.99 Kit And Tools	(173)
1.21 Front Support	(175)
1.33 Transfer Case	(177)
1.33 Transfer Case Gear Drive	(179)
1.33 Transfer Case Control Mechanism	(181)
1.38 Front Propeller Shaft	(183)
1.38 Propeller Shaft Shield	(185)
1.49 Front Driving Wheel	(187)
1.63 Steering Hydraulic pipes	(189)
1.65 Parking Brake	(191)
1603.03.00.1.010 Front Axle Assy 1603.03.00.1.011 Front Axle Case	(193)
1603.03.00.0.012 Steering Knuckle	(195)
1603.03.00.1.013 Hub 1603.03.00.1.014 Steering Tie Rod	(197)
1603.03.00.1.015 Bevel Gear Support	(199)
1603.03.00.1.016 Bevel Gear Pair	(201)
1603.03.00.1.017 Mechanical Differential	(203)
1603.03.00.1.020 Universal Propeller Shaft and Planet Gear Reductor	(205)

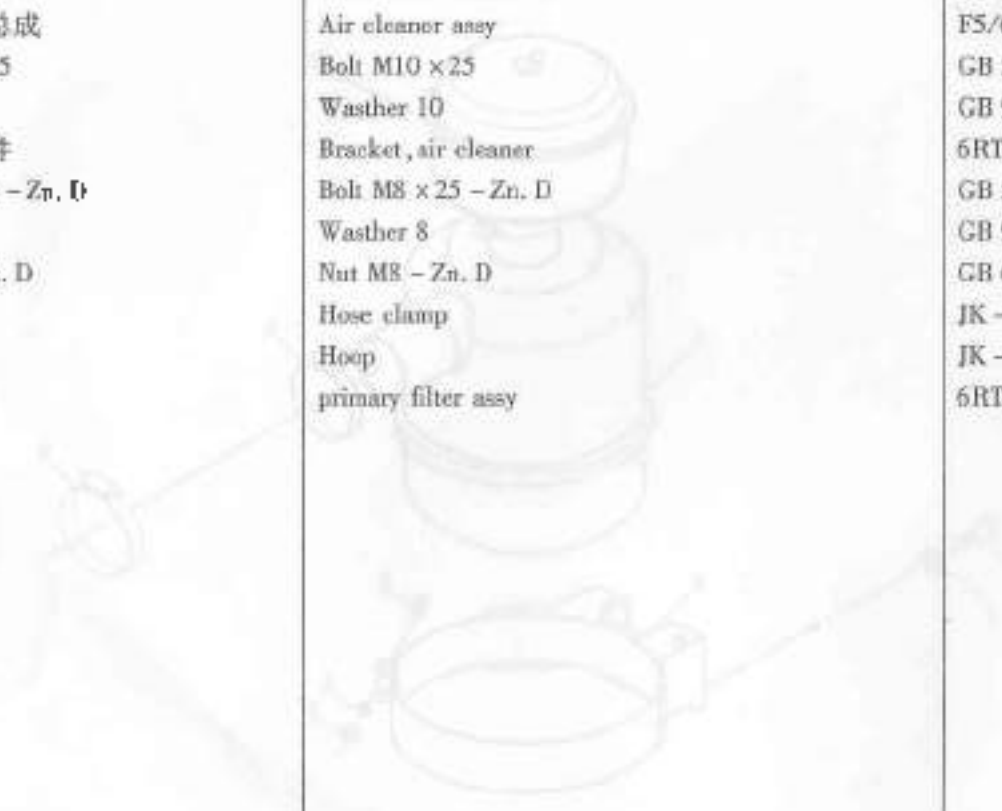
21 空气滤清器安装总成 Air cleaner installation assy

序号	零件名称	数量	备注
1	空气滤清器总成	1	
2	螺栓	2	
3	垫圈	2	
4	卡箍	1	
5	螺母	2	
6	垫圈	2	
7	垫圈	1	
8	垫圈	2	
9	垫圈	1	
10	盖	1	

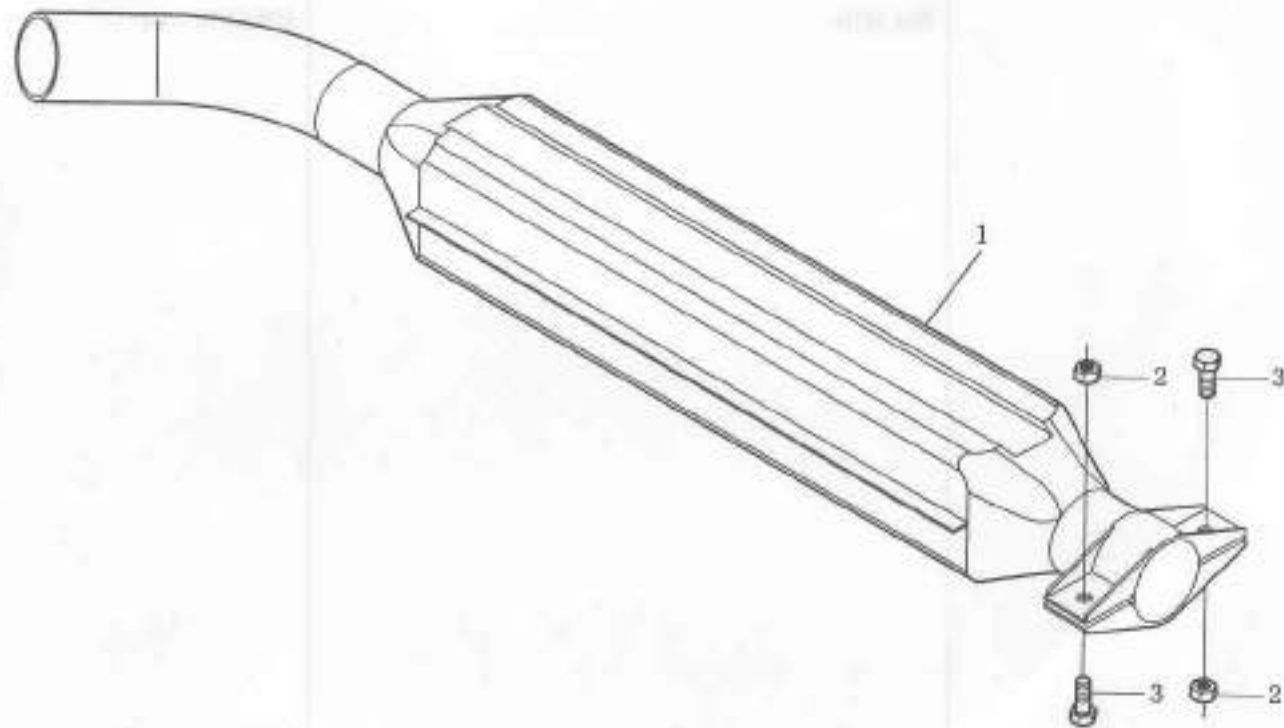


21 空气滤清器安装总成 Air cleaner installation assy

序号 No.	零件名称	Parts name	零件代号 Drawing No.	数量 Qty.
	空气滤清器安装总成	Air cleaner installation assy	SZ4RTF.210000E	1
1	空气滤清器总成	Air cleaner assy	F5/6L 912A - 0000	1
2	螺栓 M10 × 25	Bolt M10 × 25	GB 5783 - 86	4
3	垫圈 10	Washer 10	GB 93 - 87	4
4	空滤支架部件	Bracket, air cleaner	6RTF210300	1
5	螺栓 M8 × 25 - Zn. D	Bolt M8 × 25 - Zn. D	GB 5783 - 86	2
6	垫圈 8	Washer 8	GB 93 - 76	2
7	螺母 M8 - Zn. D	Nut M8 - Zn. D	GB 6170 - 86	2
8	胶管卡箍	Hose clamp	JK - 3 × (d = 60 - 80)	1
9	卡箍	Hoop	JK - 4 × (d = 80 - 100)	1
10	粗滤器总成	primary filter assy	6RTF210100SZ - 1	1




24 消声器总成 Muffler assy

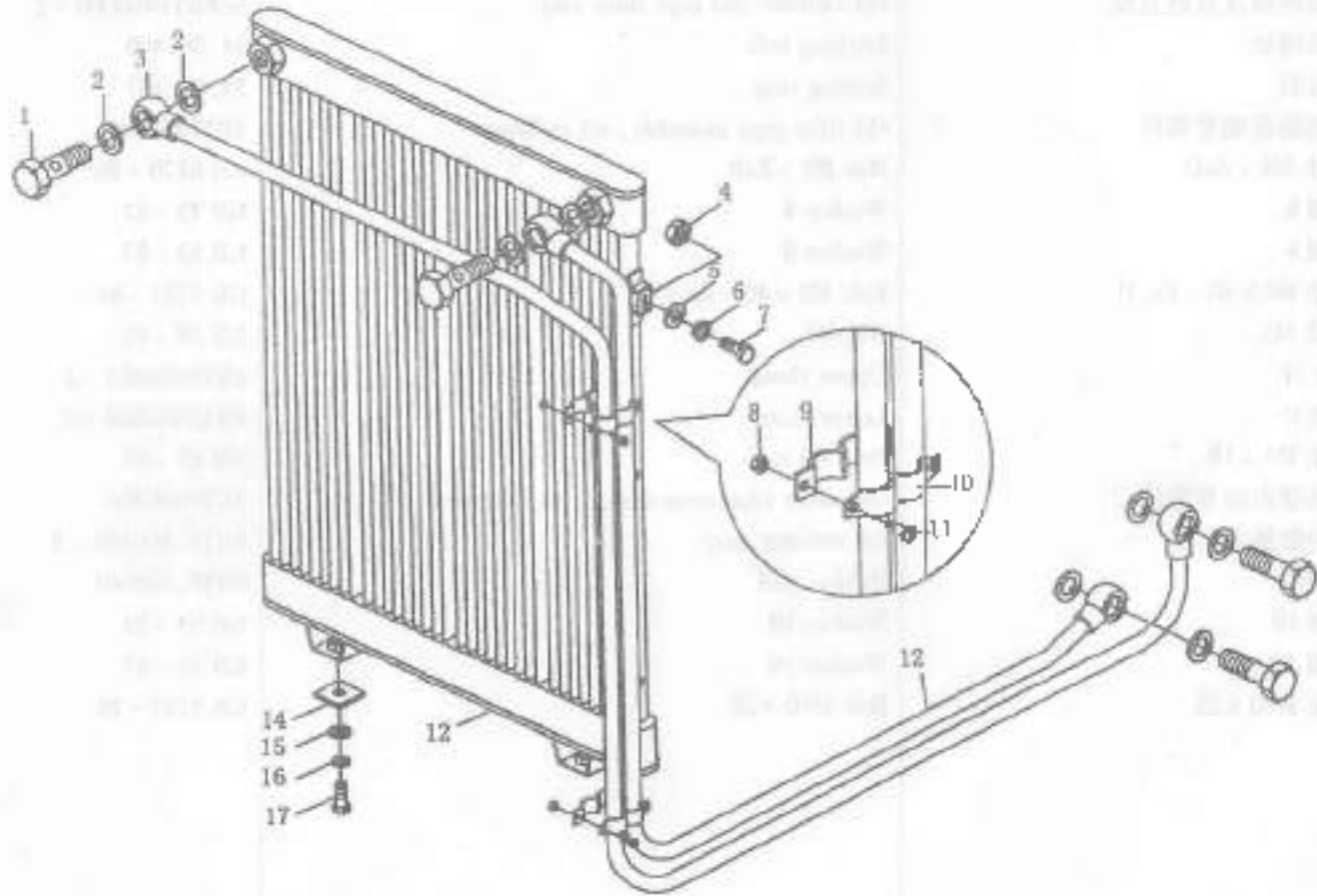


24 消声器总成 Muffler assy

序号 No.	零件名称	Parts name	零件代号 Drawing No	数量 Qty.
1	消声器	Muffler	4RC24000037	1
2	螺栓 M10 × 25	Bolt M10 × 25	GB 5783 - 86	2
3	螺母 M10	Nut M10	GB 6170 - 86	2



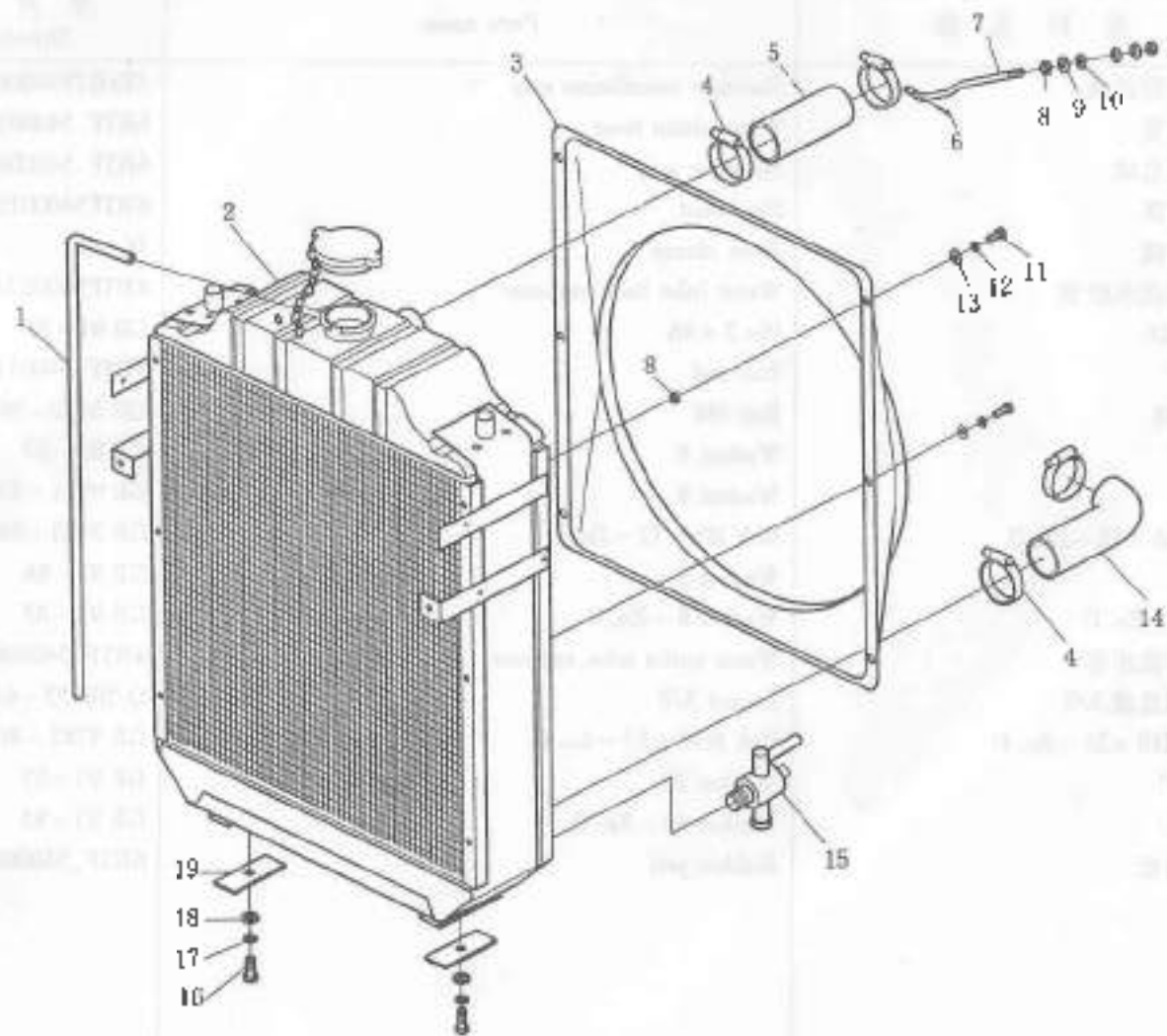
46 机油散热器及管路总成 Oil radiator and pipelines assy



46 机油散热器及管路总成 Oil radiator and pipelines assy

序号 No.	零件名称	Parts name	零件代号 Drawing No	数量 Qty.
	机油散热器及管路总成	Oil radiator and pipe lines assy	SZ4RTF460000-2	1
1	锁紧螺栓	Locking bolt	54.08.406	4
2	密封圈	Sealing ring	54.08.407	8
3	散热器进油管部件	Oil inlet pipe assembly, oil radiator	4RTF460300	1
4	螺母 M8 - ZnD	Nut M8 - ZnD	GB 6170 - 86	2
5	垫圈 8	Washer 8	GB 95 - 87	2
6	垫圈 8	Washer 8	GB 93 - 87	2
7	螺栓 M8 × 40 - Zn. D	Bolt M8 × 40 - Zn. D	GB 5783 - 86	2
8	螺母 M5	Nut M5	GB 39 - 88	6
9	上夹片	Upper clamp	4RTF460401 - 2	3
10	下夹片	Lower clamp	4RTF460402 - 2	3
11	螺栓 M5 × 16	Bolt M5 × 16	GB 65 - 85	6
12	散热器出油管部件	Oil outlet pipe components, oil radiator	4RTF460200	1
13	机油散热器总成	Oil radiator assy	6RTF.460100 - 2	1
14	橡胶垫	Rubber pad	6RTF.460001	2
15	垫圈 10	Washer 10	GB 95 - 85	2
16	垫圈 10	Washer 10	GB 93 - 87	2
17	螺栓 M10 × 25	Bolt M10 × 25	GB 5782 - 86	2

54 散热器安装总成 Radiator installation assy



54 散热器安装总成 Radiator installation assy

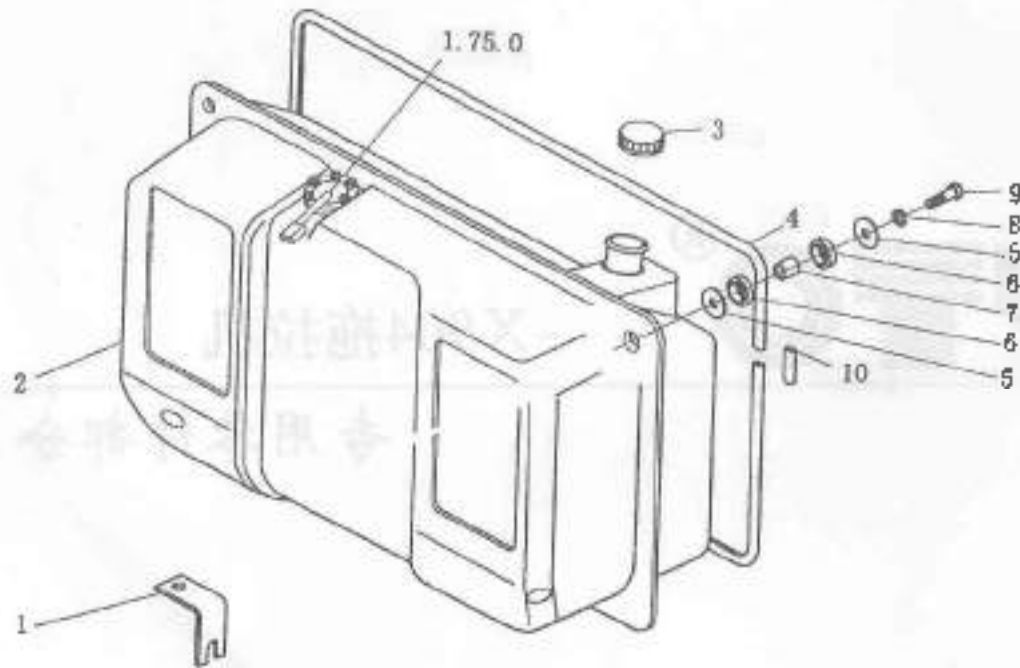
序号 No.	零件名称	Parts name	零件代号 Drawing No.	数量 Qty.
	散热器安装总成	Radiator installation assy	SZ6RTF540000	1
1	泄水软管	Water drain hose	6RTF.540001	1
2	散热器总成	Radiator assy	6RTF.540000SZ-2	1
3	风扇护罩	Fan hood	6RTF540001SZ-1	1
4	胶管卡箍	Hose clamp	JK-2X	4
5	散热器进水胶管	Water inlet hose, radiator	4RTF540007AZSZ-1	1
6	销 3 × 16	Pin 3 × 16	GB 91-86	1
7	拉杆	Pull rod	6RTF.540011AZSZ	1
8	螺母 M8	Bolt M8	GB 6170-86	4
9	垫圈 8	Washer 8	GB 93-87	2
10	垫圈 8	Washer 8	GB 97.1-85	2
11	螺栓 M8 × 12 - Zn. D	Bolt M8 × 12 - Zn. D	GB 5783-86	6
12	垫圈 8	Washer 8	GB 93-86	6
13	垫圈 8 - Zn. D	Washer 8 - Zn. D	GB 95-85	6
14	散热器出水管	Water outlet tube, radiator	4RTF.540006AZ	1
15	放水阀总成 3/8	Faucet 3/8	Q/SB152-64	1
16	螺栓 M10 × 25 - Zn. D	Bolt M10 × 25 - Zn. D	GB 5782-86	2
17	垫圈 10	Washer 10	GB 93-87	2
18	垫圈 10	Washer 10 - Zn. D	GB 95-85	2
19	橡胶垫板	Rubber pad	6RTF.540008AZ	2



- X904拖拉机

专用零件部分

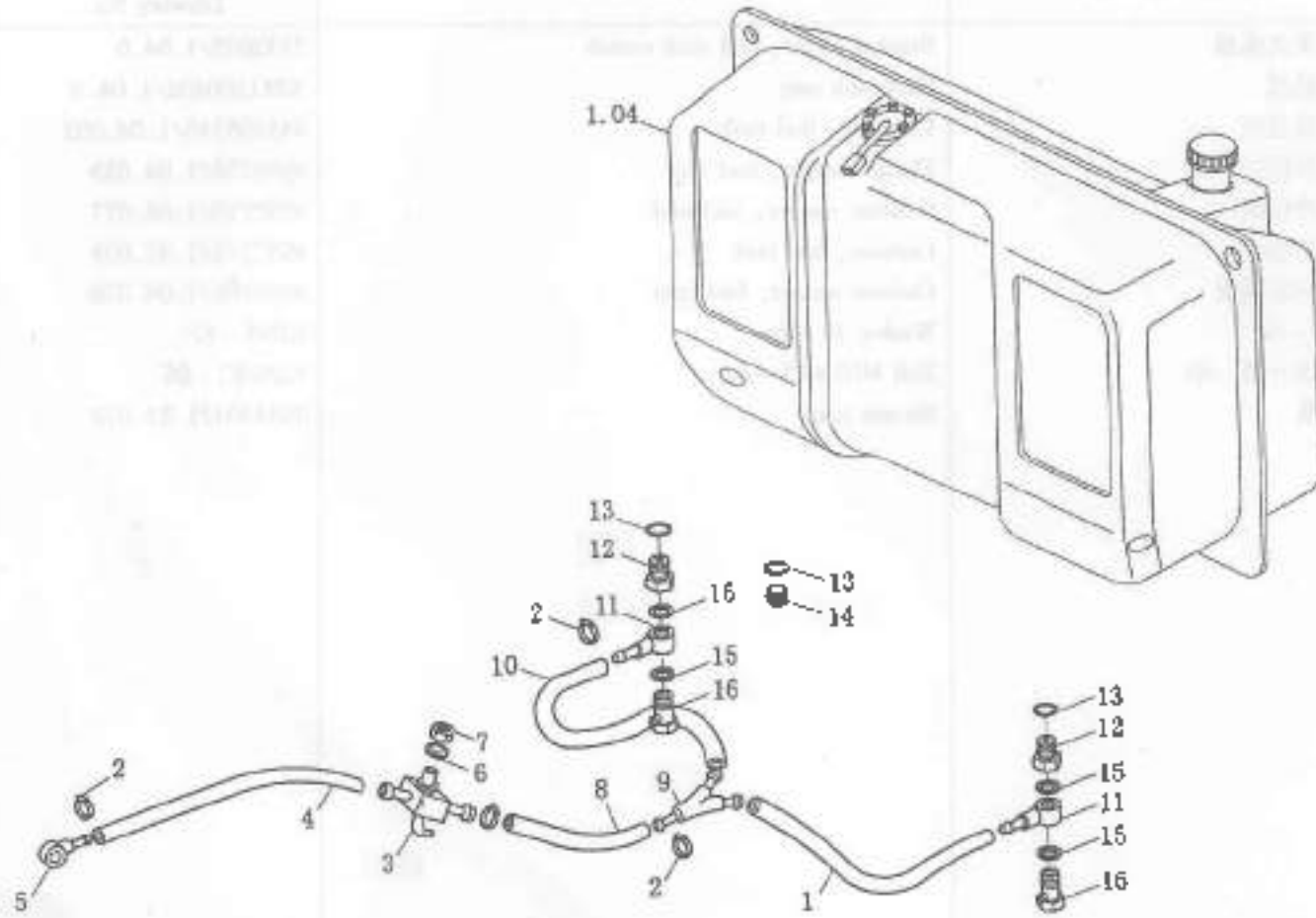
1.04 燃油箱 Fuel tank



1.04 燃油箱 Fuel tank

序号 No.	零件名称	Parts name	零件代号 Drawing No.	数量 Qty.
1	油箱开关支座板	Bracket board, fuel tank switch	5132605/1.04.0	1
2	燃油箱总成	Fuel tank assy	X881200406/1.04.0	1
3	加油口盖总成	Cap assy, fuel tank	885105346/1.04.003	1
4	油箱法兰包边	Flange margin, fuel tank	4998724/1.04.055	1
5	油箱缓冲垫圈	Cushion washer, fuel tank	4998710/1.04.077	4
6	油箱缓冲垫	Cushion, fuel tank	4952241/1.87.038	4
7	油箱缓冲垫隔套	Cushion spacer, fuel tank	4998708/1.04.076	2
8	垫圈 10 - Zn	Washer 10 - Zn	GB93 - 87	2
9	螺栓 M10 × 45 - Zn	Bolt M10 × 45 - Zn	GB5782 - 86	2
10	包边接头	Margin joint	4984904/1.85.078	1

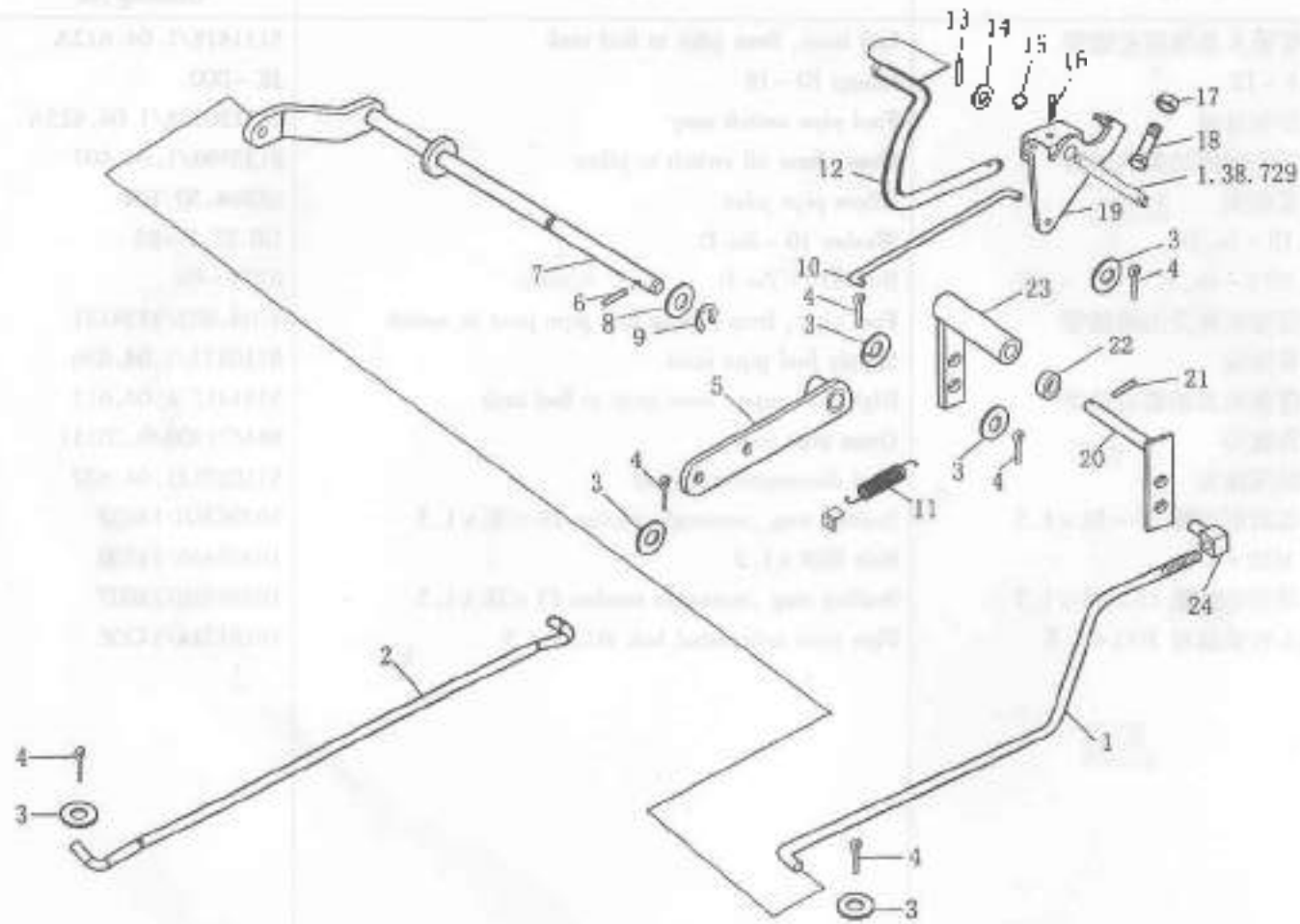
1.04 燃油管路 Fuel pipelines



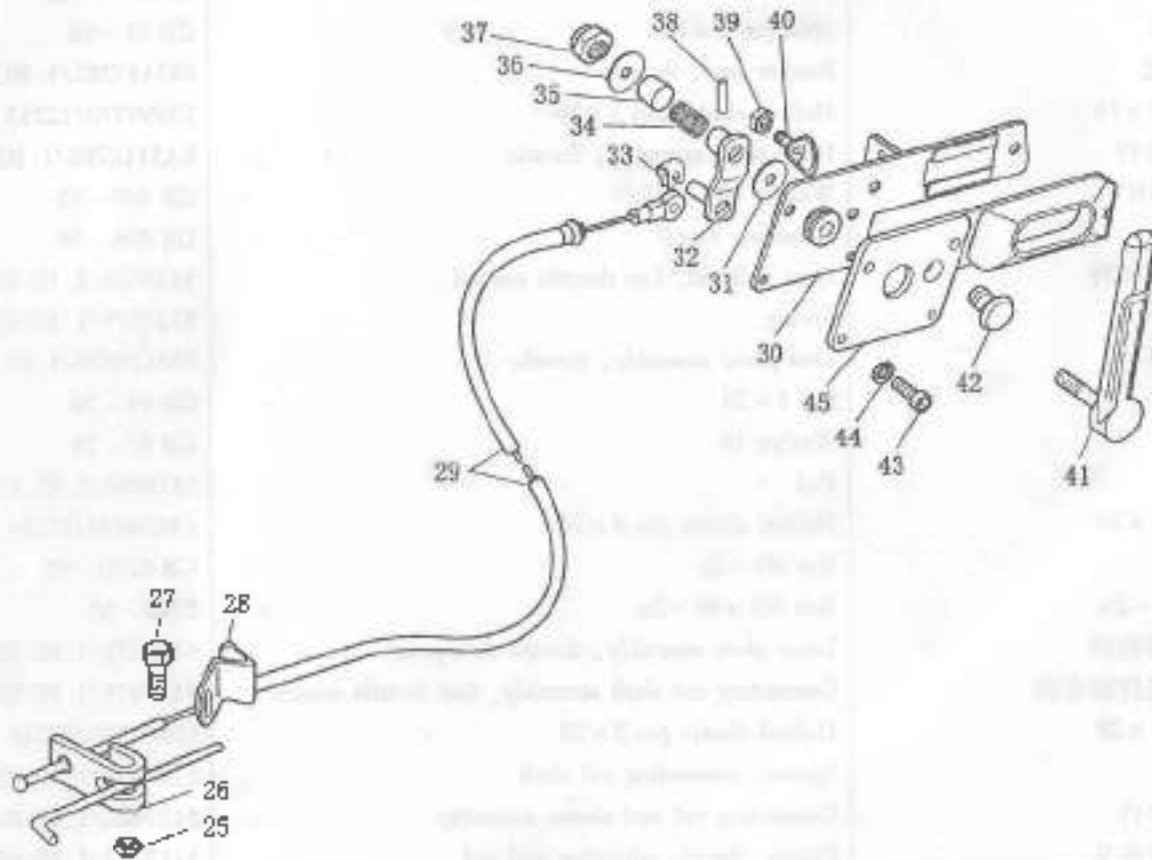
1.04 燃油管路 Fuel pipelines

序号 No.	零件名称	Parts name	零件代号 Drawing No.	数量 Qty.
1	供油管接头至油箱左油管	Left hose, from joint to fuel tank	5131418/1.04.612A	1
2	卡箍 8-12	Clamp 10-16	JK-000	8
3	油管开关总成	Fuel pipe switch assy	885120598/1.04.625A	1
4	油管开关到滤油器的油管	Hose, from oil switch to pilter	5133999/1.04.607	1
5	转向管接头	Elbow pipe joint	SZ804.50.104	1
6	垫圈 10-Zn.D	Washer 10-Zn.D	GB 97.1-85	1
7	螺母 M10-Zn.D	Nut M10-Zn.D	6171-86	1
8	供油管接头到开关的油管	Fuel pipe, from supply fuel pipe joint to switch	1.04.605/5134131	
9	供油管接头	Supply fuel pipe joint	5110573/1.04.636	1
10	供油管接头至油箱右油管	Right fuel pipe, from joint to fuel tank	5131417/1.04.612	1
11	放油管接头	Drum pipe joint	884671700/0.20131	2
12	燃油减压接头	Fuel decompression joint	5110571/1.04.637	2
13	矩形截面密封圈 28×36×1.5	Sealing ring, rectangle section 28×36×1.5	10296260/14607	3
14	螺栓 M28×1.5	Bolt M28×1.5	10305440/14530	1
15	矩形截面密封圈 12×28×1.5	Sealing ring, rectangle section 12×28×1.5	10298460/14607	4
16	管接头铰接螺栓 M12×1.5	Pipe joint articulated bolt M12×1.5	10181714/14256	2

1.10 油门操纵机构 Throttle control mechanism



1.10 油门操纵机构 Throttle control mechanism



1.10 油门操纵机构 Throttle control mechanism

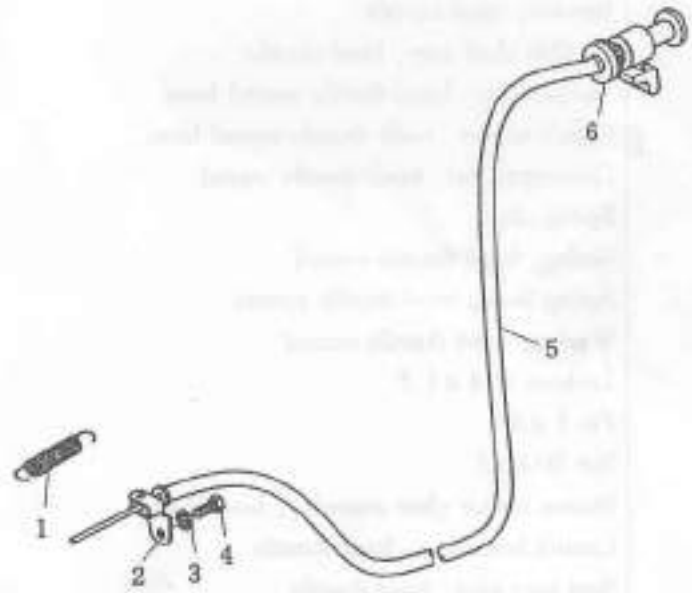
序号 No.	零件名称	Parts name	零件代号 Drawing No.	数量 Qty.
1	脚油门操纵中间拉杆	Intermediate pull rod, foot throttle control	885151077/1.10.024	1
2	油门操纵前拉杆	Front pull rod, throttle control	8B080010010/1.10	1
3	垫圈 6 - 200HV - Zn. D	Washer 6 - 200HV - Zn. D	GB 97.1 - 85	9
4	开口销 2 × 12	Split pin 2 × 12	GB 91 - 86	9
5	油门摇臂总成	Rocker assy, throttle	885147282/1.10.031	1
6	螺旋弹性销 3 × 16	Helical elastic pin 3 × 16	13899570/12215	1
7	油门传力轴合件	Drive shaft assembly, throttle	8A5116788/1.10.030	1
8	垫圈 10 - 140HV	Washer 10 - 140HV	GB 848 - 85	2
9	挡圈 9	Retaining ring 9	GB 896 - 86	1
10	脚油门操纵后拉杆	Rear pull rod, foot throttle control	5127676/1.10.023	1
11	扭簧	Spring	5127677/1.10.021	1
12	油门脚蹬合件	Foot pedal assembly, throttle	885127670/1.10.004A	1
13	销 3 × 20	Pin 3 × 20	GB 91 - 76	2
14	垫圈 14	Washer 14	GB 97 - 76	2
15	减震块	Pad	5118180/1.83.070	1
16	螺旋弹性销 4 × 24	Helical elastic pin 4 × 24	13938070/12216	1
17	螺母 M5 - Zn	Nut M5 - Zn	GB 6170 - 86	1
18	螺栓 M5 × 40 - Zn	Bolt M5 × 40 - Zn	5782 - 86	1
19	油门脚蹬杠杆和件	Lever plate assembly, throttle foot pedal	5127675/1.10.020A	1
20	脚油门操纵连杆轴合件	Connecting rod shaft assembly, foot throttle control	5127679/1.10.026	1
21	螺旋弹性销 3 × 28	Helical elastic pin 3 × 28	13900170/12216	1
22	连杆轴合套	Spacer, connecting rod shaft	5134241/1.10.036	1
23	连杆与套管合件	Connecting rod and sleeve assembly	5127682/1.10.027	1
24	调节油门拉杆夹头	Clamp, throttle adjusting pull rod	5117242/1.10.028	1

1.10 油门操纵机构 Throttle control mechanism

序号 No.	零件名称	Parts name:	零件代号 Drawing No.	数量 Qty.
25	螺母 M6 - Zn	Nut M6 - Zn	GB 6170 - 86	1
26	手油门拉索固定架	Fixed bracket, hand throttle flexible shaft	5110214/1.10.054	1
27	螺栓 M6 × 25	Bolt M6 × 25	GB 5783 - 86	1
28	手油门传力支架	Bracket, hand throttle	5151078/1.10.061	1
29	手油门拉索总成	Flexible shaft assy, hand throttle	5149956/1.10.050	1
30	手油门操纵杆支座总成	Bracket assy, hand throttle control lever	51401546/1.10.032	1
31	手油门操纵杆离合片	Clutch washer, hand throttle control lever	5153009/1.10.055	2
32	手油门操纵连杆	Connecting rod, hand throttle control	5129632/1.10.053	1
33	弹簧卡片	Spring clip	11063876/12252	1
34	手油门操纵弹簧	Spring, hand throttle control	5105248/1.10.056	1
35	手油门操纵弹簧套	Spring bush, hand throttle control	5133911/1.10.055B	1
36	手油门操纵垫圈	Washer, hand throttle control	5133910/1.10.055A	1
37	锁紧螺母	Locknut M14 × 1.5	GB 889 - 80	1
38	销 5 × 20	Pin 5 × 20	GB 119 - 86	1
39	螺母 M14 × 1	Nut M14 × 1	GB 6176 - 86	1
40	手油门行程限位板合件	Motion limiter plate assembly, hand throttle	885140160/1.10.033	1
41	手油门操纵手柄组件	Control lever assy, hand throttle	5140158/1.10.052	1
42	手油门座孔堵塞	Seat bore plug, hand throttle	5140164/1.10.040	1
43	螺栓 M5 × 14	Bolt M5 × 14	GB 70 - 85	5
44	垫圈 5	Washer 5	GB 93 - 87	5
45	操纵支座盖板	Control bracket cover	5140157/1.10.032B	1

1.10 熄火装置 Extinguish device 01.1

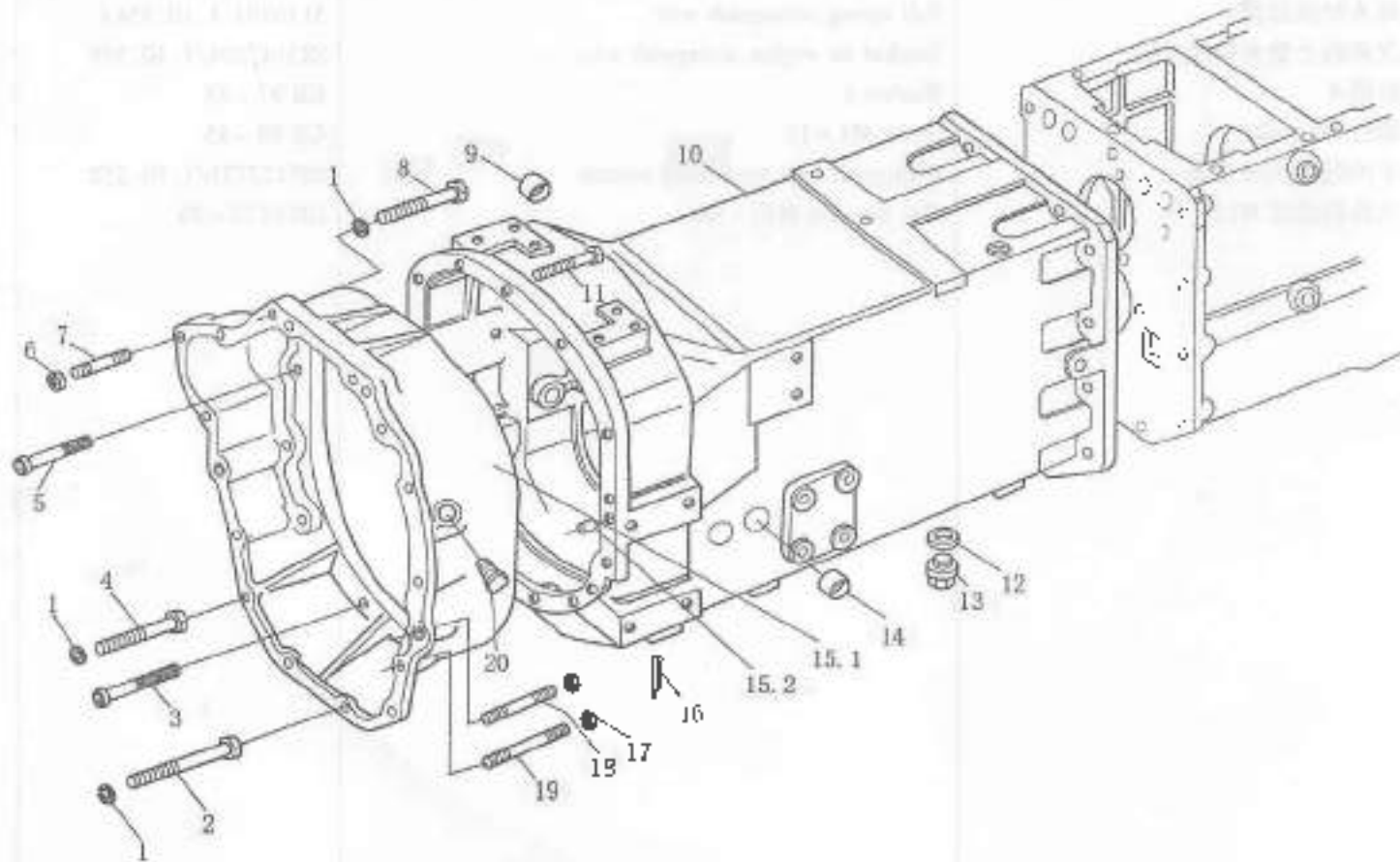
图号 No.	零件名称 Part name	数量 Qty	备注 Remarks
1	熄火按钮 Extinguish button	1	
2	熄火按钮盖 Extinguish button cover	1	
3	熄火按钮轴 Extinguish button shaft	1	
4	熄火按钮轴套 Extinguish button shaft sleeve	1	
5	熄火按钮软管 Extinguish button hose	1	
6	熄火按钮接头 Extinguish button connector	1	



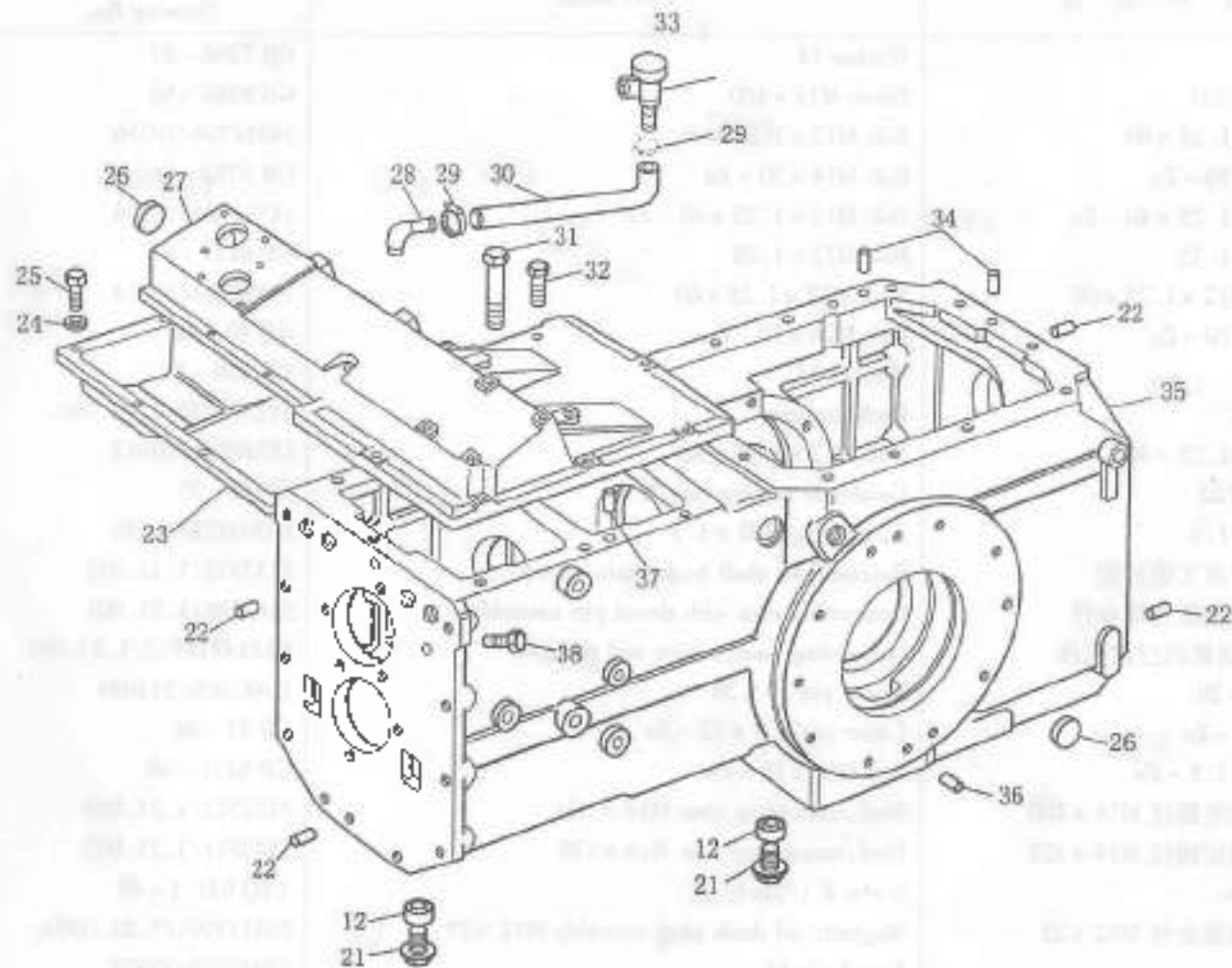
1.10 熄火装置 Extinguish device

序号 No.	零件名称	Parts name	零件代号 Drawing No.	数量 Qty.
1	熄火拉线拉簧	Pull spring, extinguish wire	5116803/1. 10. 354A	1
2	发动机上熄火拉线支架	Bracket on engine, extinguish wire	885147284/1. 10. 359	1
3	垫圈 4	Washer 4	GB 97 - 85	1
4	螺钉 M4 × 12	Screw M4 × 12	GB 69 - 85	1
5	手控熄火拉线总成	Extinguish wire assy, hand control	885122731/1. 10. 352	1
6	六角薄螺母 M12 - Zn	Hex thin nut M12 - Zn	GB 6172 - 76	1

1.21 拖拉机机体 Tractor body



1.21 拖拉机机体 Tractor body



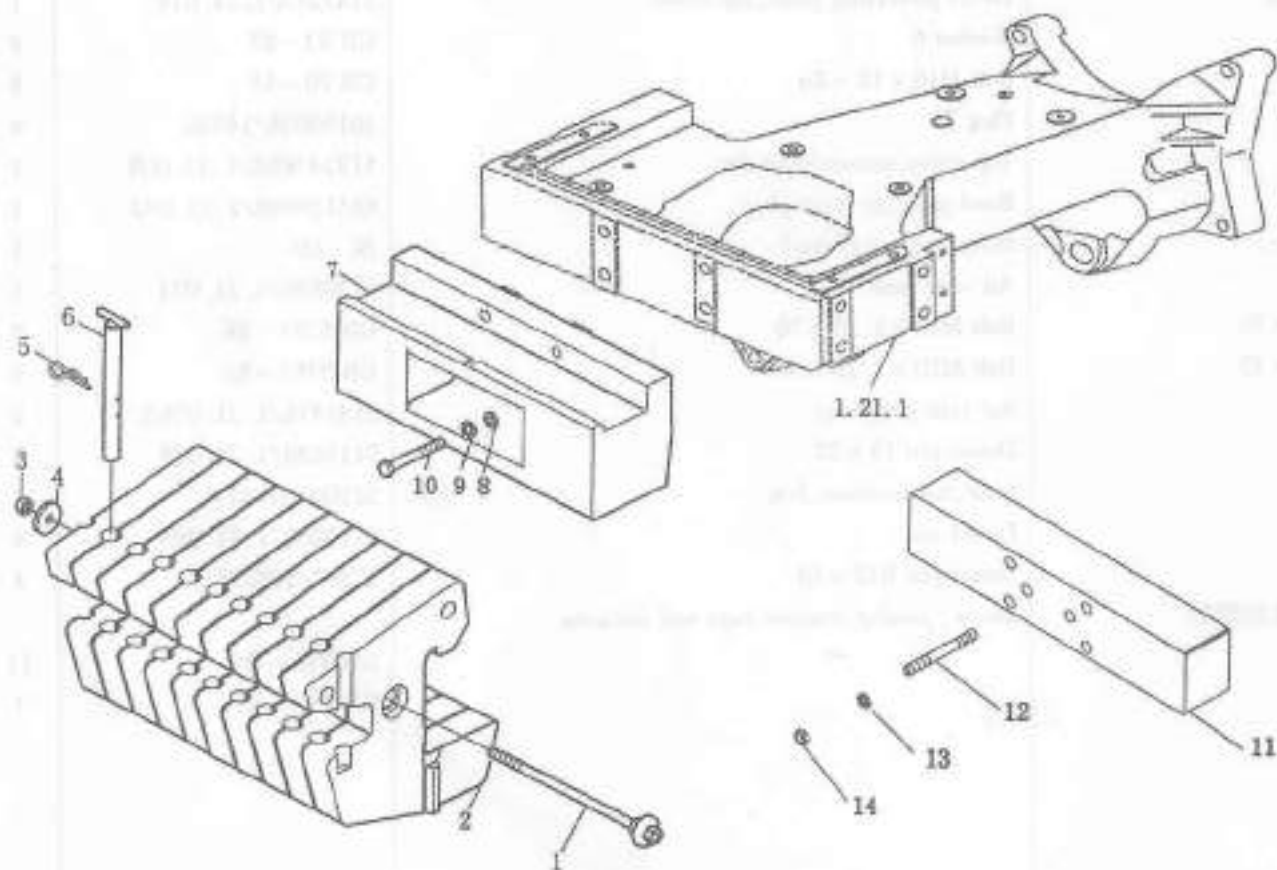
1.21 拖拉机机体 Tractor body

序号 Nn.	零件名称	Parts name	零件代号 Drawing No.	数量 Qty.
1	垫圈 14	Washer 14	GB 7244 - 87	8
2	螺栓 M14 × 100	Perno M14 × 100	GB 5782 - 86	2
3	螺栓 M12 × 1.25 × 60	Bolt M12 × 1.25 × 60	14331724/10356	4
4	螺栓 M14 × 70 - Zn	Bolt M14 × 70 - Zn	GB 5782 - 86	4
5	螺栓 M12 × 1.25 × 40 - Zn	Bolt M12 × 1.25 × 40 - Zn	14331324/10356	4
6	螺母 M12 × 1.25	Bolt M12 × 1.25	GB 6171 - 86	5
7	双头螺栓 M12 × 1.25 × 60	Stud M12 × 1.25 × 60	10530724/10214	3
8	螺栓 M14 × 70 - Zn	Bolt M14 × 70 - Zn	GB 70 - 85	4
9	垫圈 14	Washer 14	GB 859 - 87	4
10	减速器壳体	Reductor case	512526757/1.21.002	1
11	螺栓 M12 × 1.25 × 40	Bolt M12 × 1.25 × 40	15540624/10312	5
12	组合密封圈 22	Combined sealing ring 22	JB982 - 77	3
13	螺塞 M22 × 1.5	Screw plug M22 × 1.5	10305171/14530	1
14	主离合器分离叉轴衬套	Release fork shaft bush, main clutch	5133142/1.21.031	2
15	带定位销的过渡壳体合件	Connecting case with dowel pin assembly	5143189/1.21.001	1
15.1	发动机、减速器的过渡壳体	Connecting case, engine and reductor	8A5143188SZ/1.21.001	1
15.2	定位销 10 × 20	Dowel pin 10 × 20	1.48.050/511094	2
16	销 6.3 × 32 - Zn	Cotter pin 6.3 × 32 - Zn	GB 91 - 86	2
17	螺母 M14 × 1.5 - Zn	Nut M14 × 15 - Zn	GB 6171 - 86	2
18	过渡壳体固定螺栓 M14 × 100	Stud, connecting case M14 × 100	5142512/1.21.043	2
19	过渡壳体固定螺栓 M14 × 125	Stud, connecting case M14 × 125	5142511/1.21.042	2
20	螺塞 Z 1/2in	Screw Z 1/2in	YTQ 021.1 - 86	1
21	磁性放油螺塞合件 M12 × 25	Magnetic oil drain plug assembly M12 × 25	885118991/1.21.030A	2
22	定位销 15	Dowel pin 15	10839910/12507	2

1.21 拖拉机机体 Tractor body

序号 No.	零件名称	Parts name	零件代号 Drawing No.	数量 Qty.
23	传动箱上盖下护板	Lower protecting plate, top cover	5147242/1.21.014	1
24	垫圈 6	Washer 6	GB 93 - 87	8
25	螺栓 M6 × 12 - Zn	Bolt M16 × 12 - Zn	GB 70 - 85	8
26	堵塞 25	Plug 25	10159004/14520	4
27	传动箱上盖	Top cover, transmission box	5132478SZ/1.21.008	1
28	通气塞弯接头	Bend joint, air vent plug	885139648/1.21.072	1
29	卡箍(φ8 ~ φ19mm)	Hoop(φ8 ~ φ19mm)	JK - 00	1
30	通气软管	Air vent hose	5139650/1.21.074	1
31	螺栓 M10 × 1.25 × 70	Bolt M10 × 1.25 × 70	GB 5785 - 86	2
32	螺栓 M10 × 1.25 × 35	Bolt M10 × 1.25 × 35	GB 5785 - 86	6
33	通气塞总成	Air vent plug assy	5141476/1.21.076A	2
34	定位销 15 × 22	Dowel pin 15 × 22	5119529/1.21.071	2
35	传动箱壳体	Case, transmission box	SZ804.37.117	1
36	定位销	Dowel pin	5110200/1.21.065	4
37	定位销 B12 × 18	Dowel pin B12 × 18	12507/10839810	4
38	传动箱与减速器连接螺钉 M12 × 1.25 × 40 M12 × 1.25 × 45	Screw, joining transfer case and reducer	GB5786 - 86 GB5785 - 86	11 1

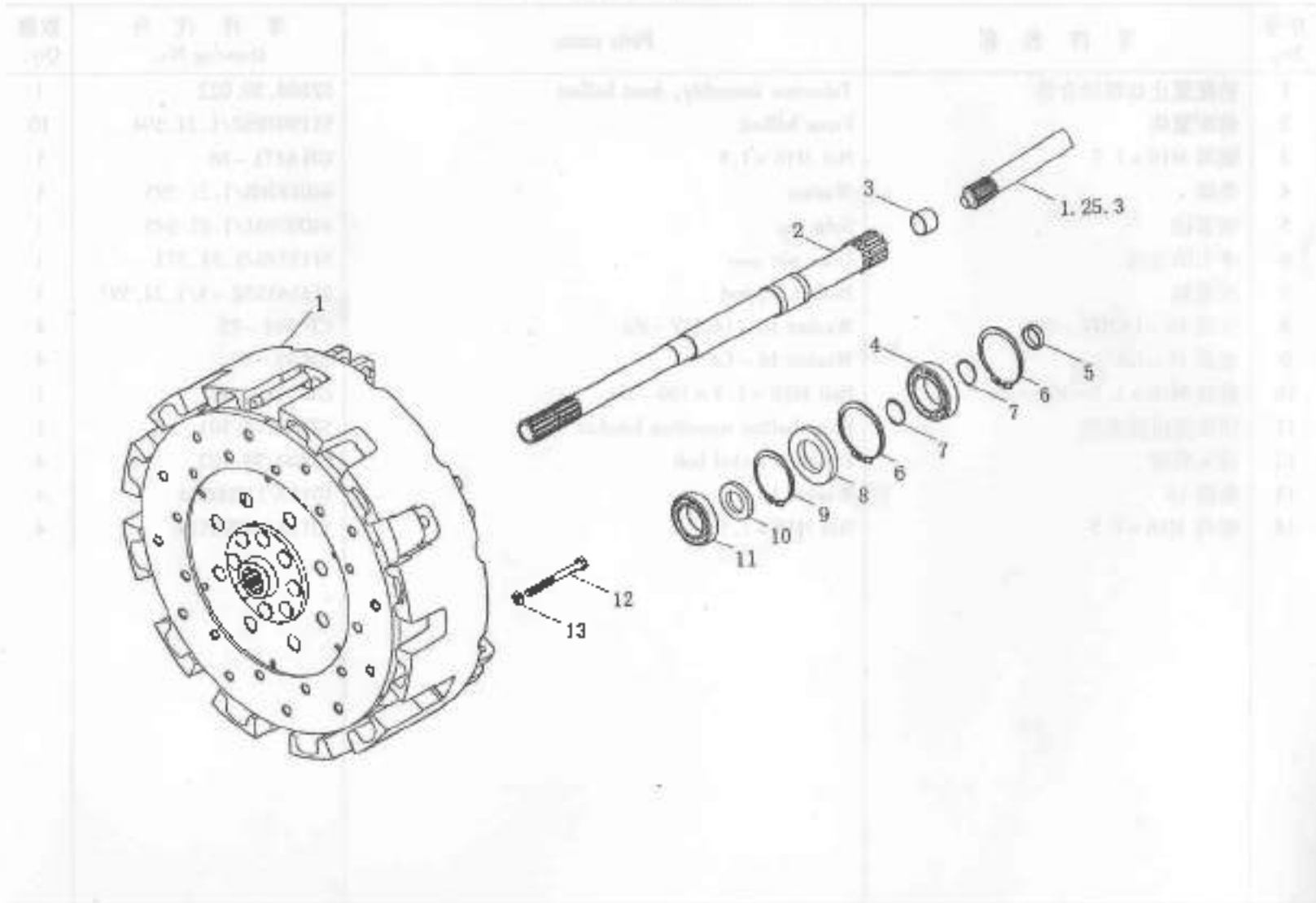
1.21 前配重 Front ballast



1.21 前配重 Front ballast

序号 No.	零件名称	Parts name	零件代号 Drawing No.	数量 Qty.
1	前配重止动螺栓合件	Tab screw assembly, front ballast	SZ804.30.022	1
2	前配重块	Front ballast	5119079SZ/1.21.594	10
3	螺母 M16 × 1.5	Nut M16 × 1.5	GB 6171 - 86	3
4	垫圈	Washer	44018768/1.21.595	1
5	缩紧销	Split pin	44007661/1.82.945	1
6	牵引销总成	Draw pin assy	5118742/1.21.573	1
7	配重架	Ballast support	5111455SZ - 1/1.21.597	1
8	垫圈 16 - 140HV - Zn	Washer 16 - 140HV - Zn	GB 848 - 85	4
9	垫圈 16 - Cd	Washer 16 - Cd	GB 93 - 87	4
10	螺栓 M16 × 1.5 × 100 - Zn	Bolt M16 × 1.5 × 100 - Zn	GB 5785 - 86	1
11	前配重过渡支架	Front ballast transition bracket	SZ804.74.101	1
12	双头螺栓	Double - ended bolt	SZ804.74.102	4
13	垫圈 16	Washer 16	10187/11200274	4
14	螺母 M16 × 1.5	Nut M16 × 1.5	10112/10790524	4

1.25 离合器机构 Clutch mechanism



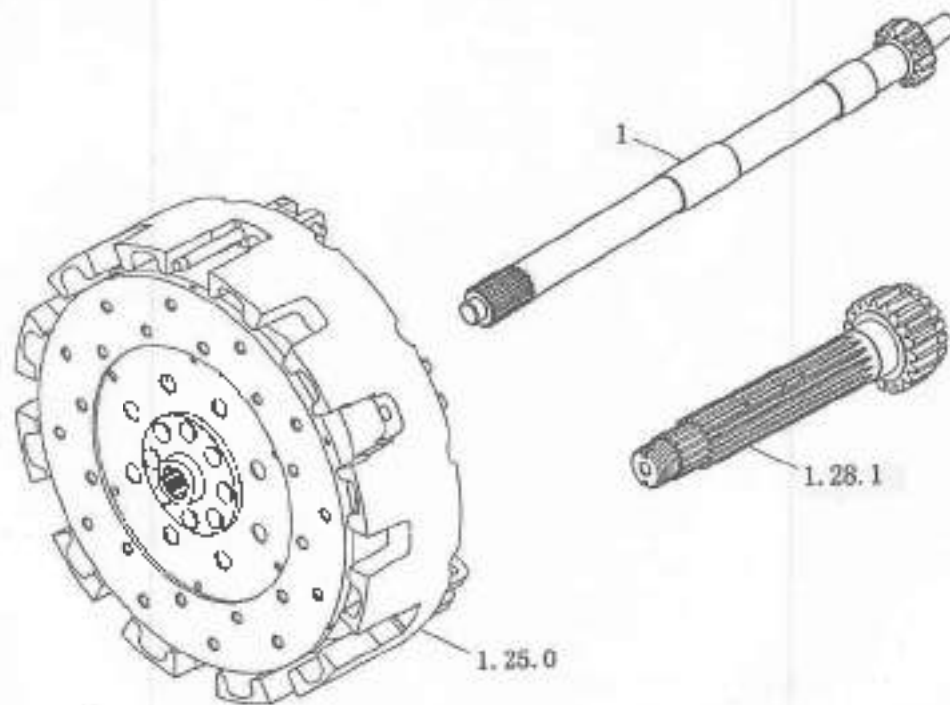
1.25 离合器机构 Clutch mechanism

序号 No.	零件名称	Parts name	零件代号 Drawing No.	数量 Qty.
1	11in/11in LUK 离合器总成 11in/11inVALEO 离合器总成(含·准配件厂)	11 lin/11 lin LUK clutch assy 11 lin/11 lin VALEO clutch assy	512738/1.25.000 118-40(上海离合器) 5133399/1.25.000A	1 1
2	主离合器轴合件	Main clutch shaft assy	5125360/1.25.013A	1
3	主离合器轴衬套	Bush, main clutch assy	4950081/1.28.137	1
4	轴承 45 × 85 × 19 (209)	Bearing 45 × 85 × 19 (209)	GB 276 - 1994	1
5	主离合器轴油封	Main clutch shaft assy oil seal	4985295/1.28.174	1
6	挡圈 85	Retaining ring 80	GB 893.1 - 86	2
7	挡圈 45	Retaining ring 45	GB 894.1 - 86	2
8	油封 45 × 85 × 10	Oil seal 45 × 85 × 10	5144379/1.25.030	1
9	挡圈 80	Retaining ring 80	GB 893.1 - 86	1
10	轴承挡圈 63 × 79.5 × 3	Bearing retaining ring 63 × 79.5 × 3	5148156/1.25.087	1
11	轴承 40 × 68 × 15 (180108)	Bearing 40 × 68 × 15 (180108)	GB 279 - 82	1
12	螺栓 M8 × 95 - Zn. D①	Bolt M8 × 95 - Zn. D①	GB 5782 - 86	12
13	垫圈 8 - Cd	Washer 8 - Cd	GB 7244 - 87	9
	垫圈 8 - Cd①	Washer 8 - Cd①	GB 7244 - 87	12
	垫圈 8 - Cd②	Washer 8 - Cd②	GB 7244 - 87	9
	主离合器从动盘总成(LUK)	Driven disk assy, main clutch(LUK)	4999812/1.25.004	1
	主离合器从动盘总成(VALEO)	Driven disk assy, main clutch(VALEO)	5120435/1.25.004A	1
	动力输出轴离合器从动盘(LUK)	Driven disk, PTO shaft(LUK)	5101585/1.25.018	1
	动力输出轴离合器从动盘(VALEO)	Driven disk, PTO shaft(VALEO)	5011874/1.25.018A	1
	碟簧(LUK)	Dish spring(LUK)	5122189/1.25.010	1
	主离合器从动盘总成(YTO)	Driven disk assy, main clutch(YTO)	8811V2540 - 1	1
	动力输出轴离合器从动盘总成(YTO)	Driven disk assy, PTO shaft(YTO)	8811V2508	1
	碟簧(YTO)	Dish spring(YTO)	8812V2510	1

1.25 离合器机构 Clutch mechanism


序号 No.	零件名称	Parts name	零件代号 Drawing No.	数量 Qty.
	主离合器从动盘总成(Shanghai)	Driven disk assy, main clutch (Shanghai)	79-00	1
	动力输出轴离合器从动盘总成(Shanghai)	Driven disk assy, PTO(Shanghai)	80-00	1
1	离合踏板	Clutch pedal	79-2001	1
2	离合器踏板轴	Clutch pedal shaft	79-2002	1
3	离合器踏板衬套	Clutch pedal bush	79-2003	2
4	离合器踏板簧	Clutch pedal spring	79-2004	1
5	离合器踏板轴套	Clutch pedal shaft sleeve	79-2005	1
6	离合器踏板轴衬套	Clutch pedal shaft bush	79-2006	1
7	离合器踏板轴螺母	Clutch pedal shaft nut	79-2007	1
8	离合器踏板轴垫圈	Clutch pedal shaft washer	79-2008	1
9	离合器踏板轴销	Clutch pedal shaft pin	79-2009	1
10	离合器踏板轴衬套	Clutch pedal shaft bush	79-2010	1
11	离合器踏板轴衬套	Clutch pedal shaft bush	79-2011	1
12	离合器踏板轴衬套	Clutch pedal shaft bush	79-2012	1
13	离合器踏板轴衬套	Clutch pedal shaft bush	79-2013	1
14	离合器踏板轴衬套	Clutch pedal shaft bush	79-2014	1
15	离合器踏板轴衬套	Clutch pedal shaft bush	79-2015	1
16	离合器踏板轴衬套	Clutch pedal shaft bush	79-2016	1
17	离合器踏板轴衬套	Clutch pedal shaft bush	79-2017	1
18	离合器踏板轴衬套	Clutch pedal shaft bush	79-2018	1
19	离合器踏板轴衬套	Clutch pedal shaft bush	79-2019	1
20	离合器踏板轴衬套	Clutch pedal shaft bush	79-2020	1
21	离合器踏板轴衬套	Clutch pedal shaft bush	79-2021	1
22	离合器踏板轴衬套	Clutch pedal shaft bush	79-2022	1
23	离合器踏板轴衬套	Clutch pedal shaft bush	79-2023	1
24	离合器踏板轴衬套	Clutch pedal shaft bush	79-2024	1
25	离合器踏板轴衬套	Clutch pedal shaft bush	79-2025	1
26	离合器踏板轴衬套	Clutch pedal shaft bush	79-2026	1
27	离合器踏板轴衬套	Clutch pedal shaft bush	79-2027	1
28	离合器踏板轴衬套	Clutch pedal shaft bush	79-2028	1
29	离合器踏板轴衬套	Clutch pedal shaft bush	79-2029	1
30	离合器踏板轴衬套	Clutch pedal shaft bush	79-2030	1
31	离合器踏板轴衬套	Clutch pedal shaft bush	79-2031	1
32	离合器踏板轴衬套	Clutch pedal shaft bush	79-2032	1
33	离合器踏板轴衬套	Clutch pedal shaft bush	79-2033	1
34	离合器踏板轴衬套	Clutch pedal shaft bush	79-2034	1
35	离合器踏板轴衬套	Clutch pedal shaft bush	79-2035	1
36	离合器踏板轴衬套	Clutch pedal shaft bush	79-2036	1
37	离合器踏板轴衬套	Clutch pedal shaft bush	79-2037	1
38	离合器踏板轴衬套	Clutch pedal shaft bush	79-2038	1
39	离合器踏板轴衬套	Clutch pedal shaft bush	79-2039	1
40	离合器踏板轴衬套	Clutch pedal shaft bush	79-2040	1

1.25 动力输出离合器轴 PTO clutch shaft



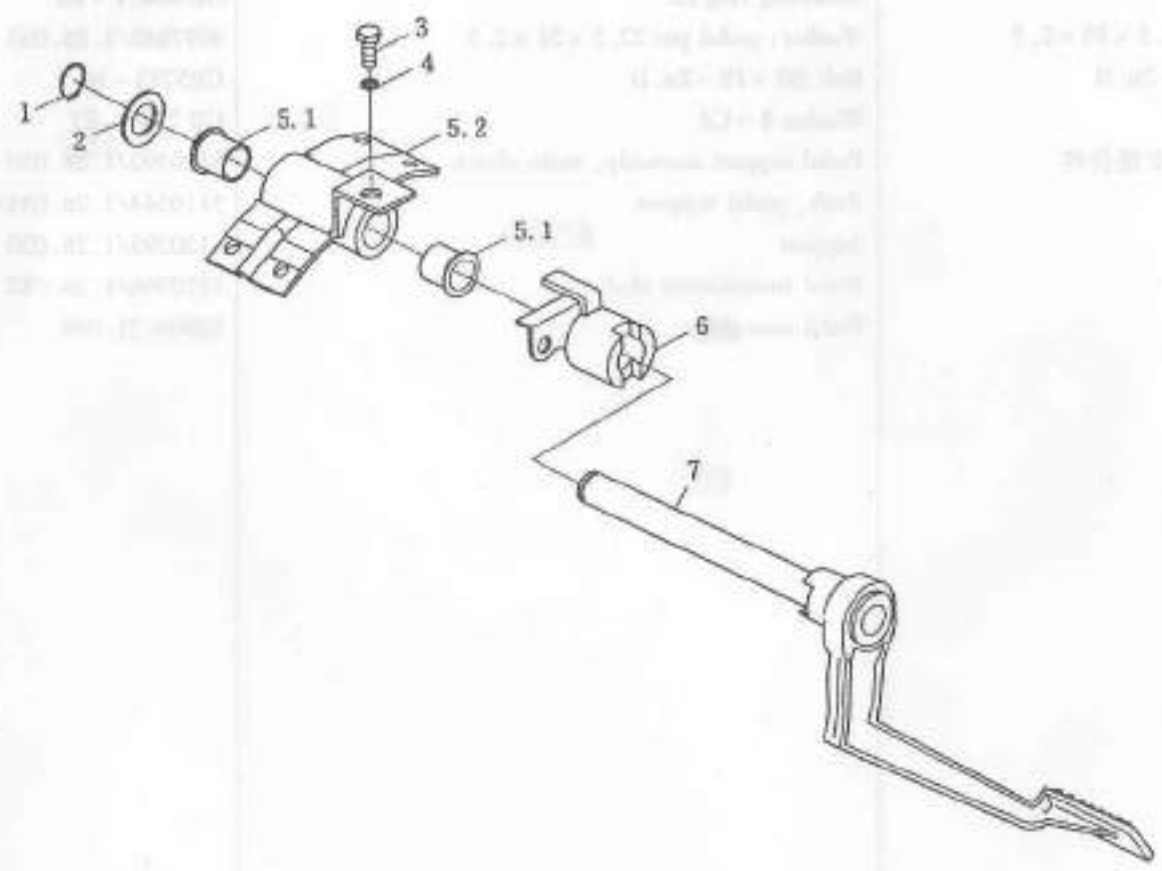
1.25 动力输出离合器轴 PTO clutch shaft

序号 No.	零件名称	Parts name	零件代号 Drawing No.	数量 Qty.
1	动力输出离合器轴	Shaft, PTO clutch	5137585/1.25.351	1

A technical drawing of a PTO clutch shaft assembly. It shows a perspective view of a shaft with a splined end and a circular housing. The shaft is labeled with '1.25.351' and '2.40.1'. The housing is labeled with '2.40.1' and '2.40.1'. The drawing is a line drawing with some shading to indicate depth.

1.26 主离合器操纵踏板 Main clutch control pedal

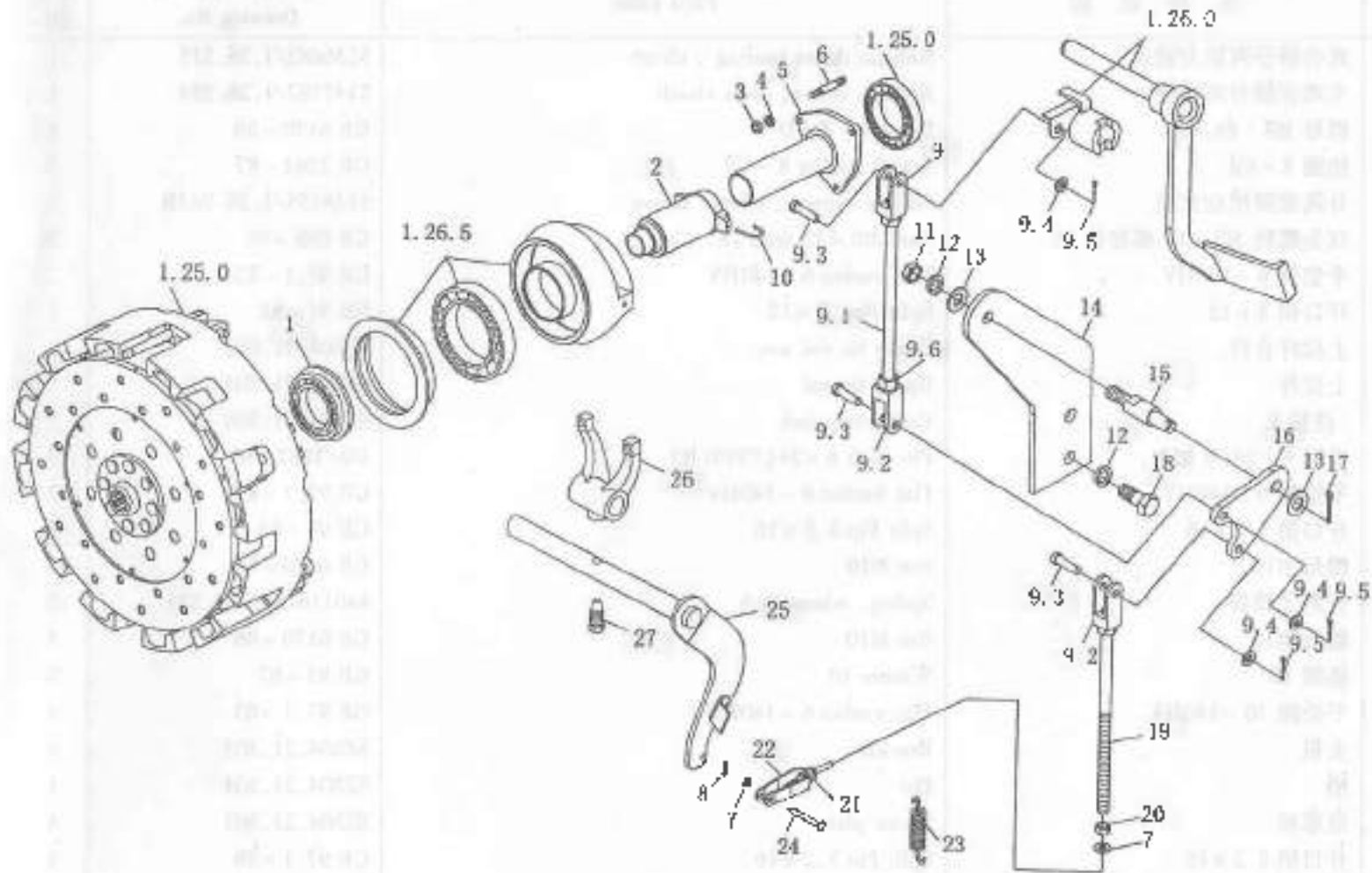
序号	零件名称	规格	数量	备注
1	螺母	M8	1	
2	垫圈	12-16	1	
3	螺栓	M8	1	
4	垫圈	12-16	1	
5.1	衬套	φ20	2	
5.2	衬套	φ20	1	
6	轴套	φ20	1	
7	踏板		1	



1.26 主离合器操纵踏板 Main clutch control pedal

序号 No.	零件名称	Parts name	零件代号 Drawing No.	数量 Qty.
1	挡圈 22	Retaining ring 22	GB 894.1-86	1
2	踏板销垫圈 22.5 × 38 × 2.5	Washer, pedal pin 22.5 × 38 × 2.5	4997848/1.26.033	1
3	螺栓 M8 × 18 - Zn. D	Bolt M8 × 18 - Zn. D	CB5783-86	4
4	垫圈 8 - Cd	Washer 8 - Cd	GB 7244-87	4
5	主离合器踏板支座合件	Pedal support assembly, main clutch	5120392/1.26.020	1
5.1	踏板座衬套	Bush, pedal support	5110544/1.26.035A	2
5.2	支座	Support	5120393/1.26.020	1
6	踏板传动杆	Pedal transmission shaft	5120396/1.26.037	1
7	踏板合件	Pedal assembly	SZ804.21.040	1

1.26 主离合器操纵杆件(双作用离合器) Control levers and tie rod of main clutch



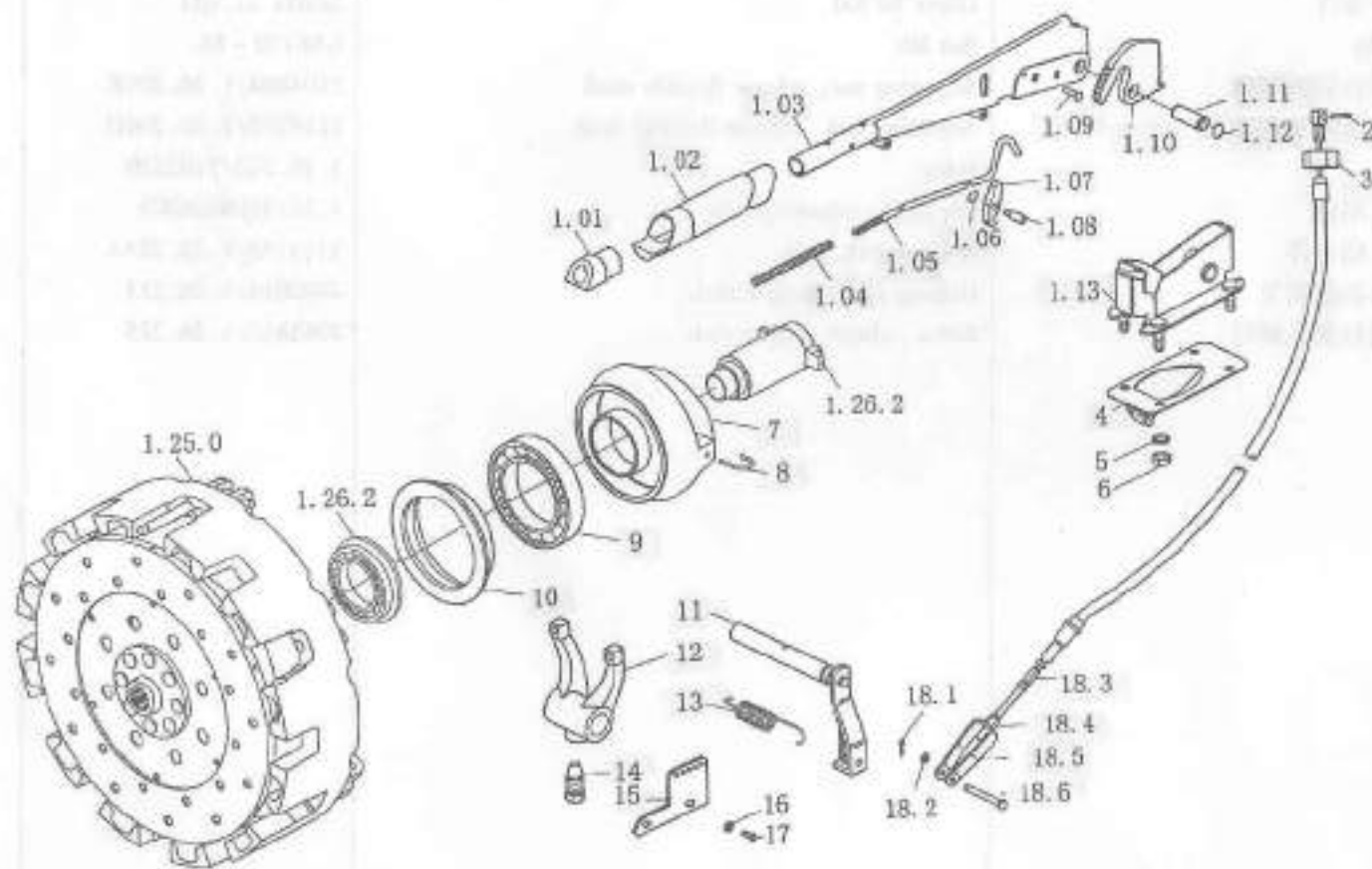
1.26 主离合器操纵杆件(双作用离合器) Control levers and tie rod of main clutch

序号 No.	零件名称	Parts name	零件代号 Drawing No.	数量 Qty.
1	离合器分离推力轴承	Release thrust bearing, clutch	5136682/1.26.215	1
2	主离合器分离套筒	Release sleeve, main clutch	5147787/1.26.214	1
3	螺母 M8 - Zn. D	Nut M8 - Zn. D	GB 6170 - 86	3
4	垫圈 8 - Cd	Spring washer 8 - Cd	GB 7244 - 87	3
5	分离套筒滑动支座	Sliding support, release sleeve	5148155/1.26.243B	1
6	双头螺栓 M8 × 12 螺栓 28	Stud M8 × 12 Stud 28	GB 899 - 88	3
7	平垫圈 6 - 140HV	Flat washer 6 - 140HV	GB 97.1 - 85	2
8	开口销 2 × 12	Split Pin, 2 × 12	GB 91 - 86	1
9	上拉杆合件	Upper tie rod assy	SZ804.21.030	1
9.1	上拉杆	Upper tie rod	SZ700.21.301 - 1	1
9.2	连接叉	Connecting fork	SZ804.21.306	3
9.3	销轴 6 × 24 (B 型)	Pin shaft 6 × 24 (TYPE B)	GB/T882 - 86	3
9.4	平垫圈 6 - 140HV	Flat washer 6 - 140HV	GB 99.1 - 85	3
9.5	开口销 3.2 × 16	Split Pin 3.2 × 16	GB 91 - 86	3
9.6	螺母 M10	Nut M10	GB 6170 - 86	3
10	分离叉弹簧	Spring, release fork	44011615/1.26.224	2
11	螺母 M10	Nut M10	GB 6170 - 86	1
12	垫圈 10	Washer 10	GB 93 - 87	3
13	平垫圈 10 - 140HV	Flat washer 6 - 140HV	GB 97.1 - 85	2
14	支板	Bracket	SZ804.21.305	1
15	销	Pin	SZ804.21.304	1
16	扇形板	Sector plate	SZ804.21.303	1
17	开口销 3.2 × 16	Split Pin 3.2 × 16	GB 97.1 - 86	1
18	螺栓 M10 × 1.25 × 25 - Zn. D	Bolt M10 × 1.25 × 25 - Zn. D	GB 5788 - 86	2

1.26 主离合器操纵杆件(双作用离合器) Control levers and tie rod of main clutch

序号 No.	零件名称	Parts name	零件代号 Drawing No.	数量 Qty.
19	下拉杆合件	Lower tie rod	SZ804.21.031	1
20	螺母 M6	Nut M6	GB6170-86	1
21	分离软轴调节螺母	Adjusting nut, release flexible shaft	5104884/1.26.206E	1
22	分离软轴调节连接叉	Adjusting fork, release flexible shaft	5116278/1.26.206D	1
23	弹簧	Spring	1.26.522/5102356	1
24	联接叉销轴	Pin shaft, adjusting fork	1.26/8808026003	1
25	分离叉轴合件	Release fork assy	5119155/1.26.224A	1
26	主离合器分离叉	Release fork, main clutch	4993814/1.26.213	1
27	离合器分离叉螺钉	Screw, clutch release fork	4968813/1.26.225	1

1.26 动力输出轴离合器操纵机构(双作用离合器) PTO clutch Control mechanism (double-acting clutch)



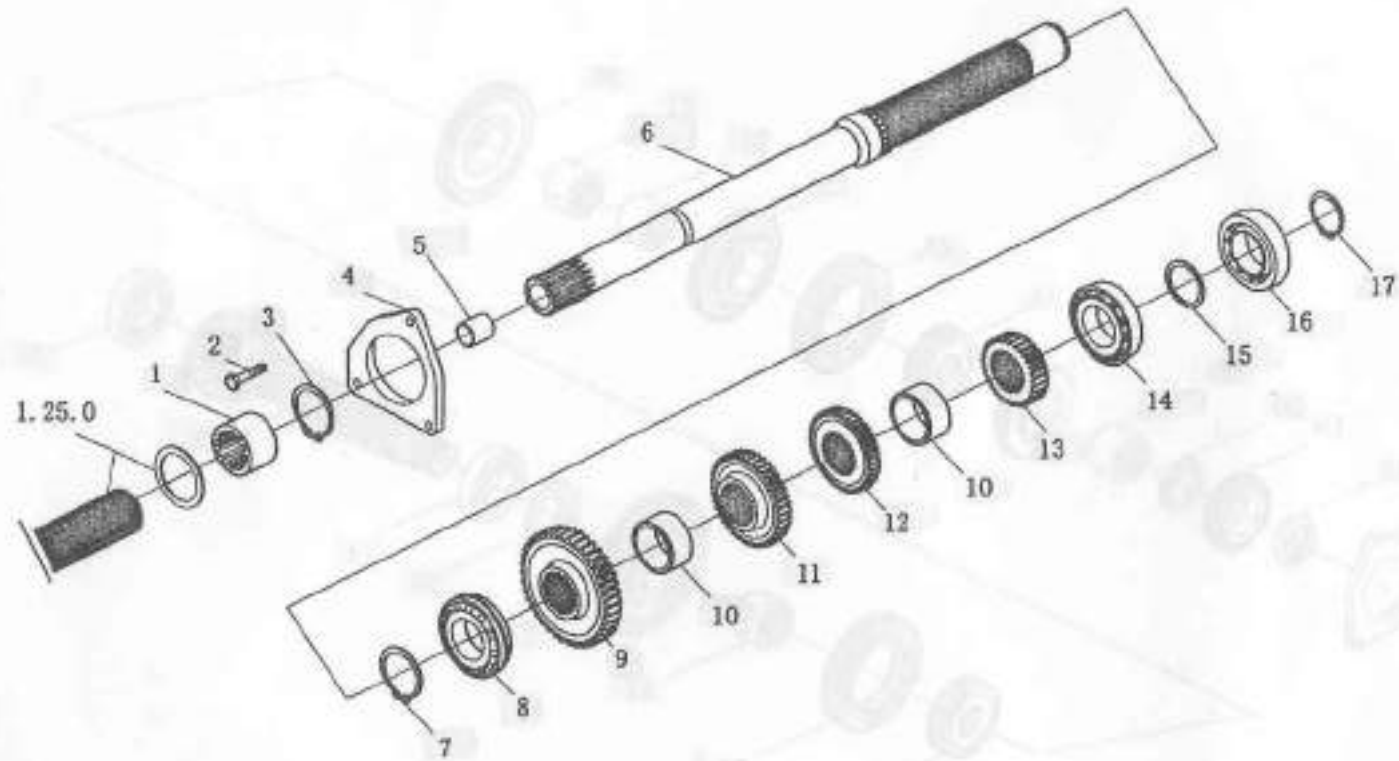
1.26 动力输出轴离合器操纵机构(双作用离合器) PTO clutch Control mechanism (double-acting clutch)

序号 No.	零件名称	Parts name	零件代号 Drawing No.	数量 Qty.
1	副离合器操纵手柄总成	Control handle assy, PTO clutch	5128770/1.26.506	1
1.01	副离合器手柄按钮总成	Manguito, embrague principal	5131448/1.26.521	1
1.02	手柄	Handle	885128431/1.67.220	1
1.03	副离合器操纵手柄合件	Handle button assy, PTO clutch	885128449/1.26.502	1
1.04	手柄按钮弹簧	Spring, handle button	5105729/1.67.253	1
1.05	限位爪控制杆	Control lever, check pawl	5128713/1.26.508	1
1.06	挡圈 6	Retaining ring 6	GB894.1-86	1
1.07	停车限位爪	Parking check pawl	5110155/1.67.223	1
1.08	限位爪销轴	Rivet, check pawl	5131437/1.67.260	1
1.09	限位爪铆钉	Rin shaft, check pawl	4985127/1.67.227	1
1.10	副离合器手柄定位扇形板	Sector plate, PTO clutch handle	5110146/1.26.517	1
1.11	停车制动操纵杆销轴	Control lever pin shaft, parking brake	4988275/1.67.208	1
1.12	挡圈 14	Retaining ring 14	GB894.1-86	2
1.13	副离合器操纵手柄支座总成	Bracket assy, PTO control handle	885128809/1.26.542	1
2	副离合器软轴销	Flexible shaft pin, PTO clutch	4998004/1.26.504	1
3	软轴环形螺母	Ring nut, flexible shaft	5126325/1.26.518	1
4	软轴后支架合件	Rear bracket assembly, flexible shaft	5126322/1.26.512A	
5	垫圈 8	Spring washer 8	GB 7244-87	4
6	螺母 M8-Zn	Nut M8-Zn	GB 6170-86	
7	副离合器分离轴承座	Release bearing seat, PTO clutch	4993816/1.26.514	1
8	分离叉弹簧	Spring, release fork	44011615/1.26.224	2
9	轴承 70 × 110 × 20	Bearing 70 × 110 × 20	GB 279-86	1
10	副离合器分离推盘	Release thrust disk, PTO clutch	4993817/1.26.530	1
11	副离合器叉轴合件	Release fork shaft assembly, PTO clutch	885145557/1.26.524A	1

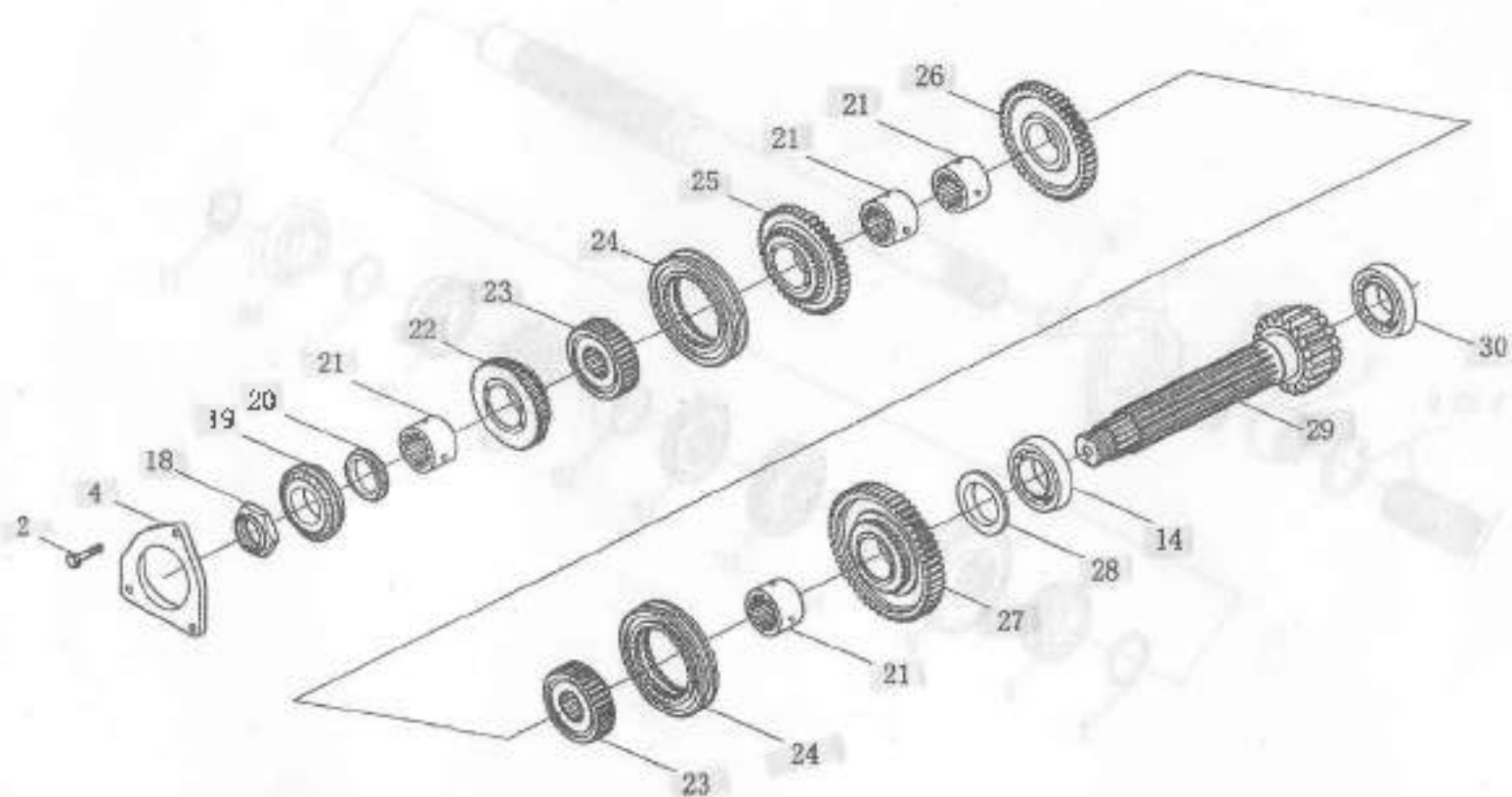
1.26 动力输出轴离合器操纵机构(双作用离合器) PTO clutch Control mechanism (double-acting clutch)

序号 No.	零件名称	Parts name	零件代号 Drawing No.	数量 Qty.
12	主离合器分离叉	Release fork, main clutch	4993814/1.26.213	1
13	副离合器软轴回位弹簧	Return spring, PTO clutch flexible shaft fuerza	5102356/1.26.522	1
14	离合器分离叉螺钉	Releasee fork screw, PTO clutch	4968813/1.26.225	1
15	副离合器回位弹簧调整板	Adjusting plate, PTOclutch return spring	5145535/1.26.581	1
16	垫圈 16 - Cd	Spring washer 16 - Cd	GB 93 - 87	2
17	螺栓 M16 × 1.5 × 35	Bolt M16 × 1.5 × 35	GB 5786 - 86	2
18	副离合器分离软轴总成	Release flexible shaft assy, PTO clutch	5126567/1.26.507A	1
18.1	开口销 2 × 12	Split pin 2 × 12	GB 91 - 86	1
18.2	平垫圈 6 - 140HV	Flat washer 6 - 140HV	GB 97.1 - 82	1
18.3	副离合器分离软轴合件	Release flexible shaft assembly, PTO clutch	5126568/1.26.507B	1
18.4	分离软轴调节螺母	Adjusting nut, release flexible shaft	5104884/1.26.206E	1
18.5	分离软轴调节连接叉	Adjusting fork, release flexible shaft	5116728/1.26.206D	1
18.6	销轴 B6 × 20	Pin shaft, B6 × 20	GB 882 - 86	1

1.28 主变速箱 Main gearbox



1.28 主变速箱 Main gearbox



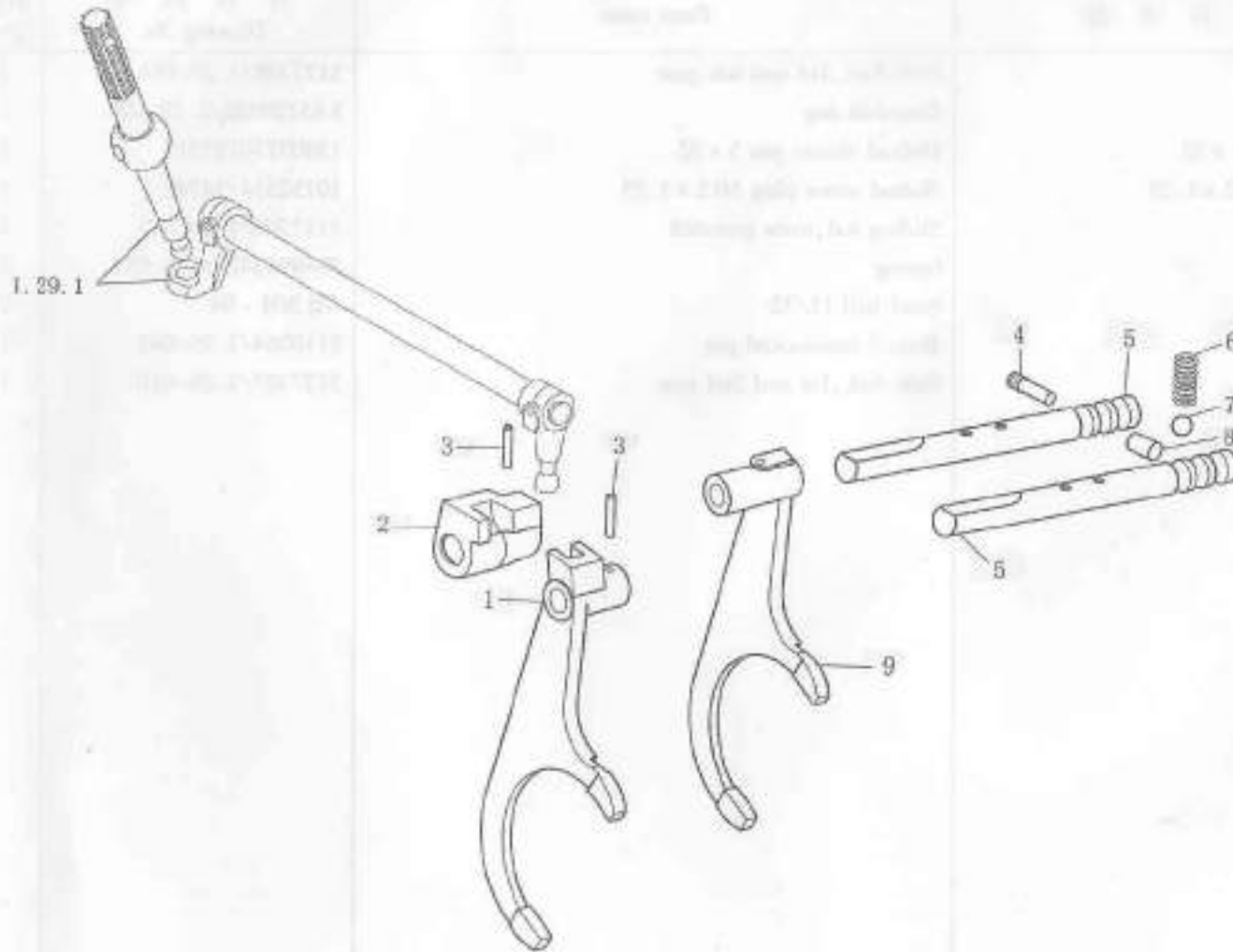
1.28 主变速箱 Main gearbox

序号 No.	零件名称	Parts name	零件代号 Drawing No.	数量 Qty.
1	联接套	Connecting sleeve	5123466SZ/1.28.134	1
2	锁紧螺栓 M8 × 25	Locking bolt M8 × 25	14238124/10357/04	6
3	挡圈 40	Retaining ring 40	11059979/12246	1
4	主动轴前轴承盖	Front bearing cover, driving shaft	5117502/1.28.121	2
5	衬套	Bush	4950081/1.25.137	
6	主动轴	Driving shaft	5125349SZ/1.28.101	1
7	挡圈 45	Retaining ring 45	11069076/12245	1
8	带挡圈球轴承 45 × 85 × 19	Bearing with retaining ring 45 × 85 × 19	28996330/16260	
9	Ⅳ挡主动齿轮	4th driving gear	5123982SZ/1.28.113	1
10	主动齿轮隔套	Spacer, driving gear	5111983/1.28.143	
11	Ⅲ挡主动齿轮	3rd driving gear	5118914SZ/1.28.112	1
12	Ⅱ挡主动齿轮	2nd driving gear	5118913SZ/1.28.111	2
13	Ⅰ挡主动齿轮	1st driving gear	5118912SZ/1.28.110	1
14	滚柱轴承 40 × 90 × 23	Roller bearing 40 × 90 × 23	5138660/1.28.130	1
15	主动轴轴承隔环厚 3	Spacer ring, driving shaft bearing	5109669/1.28.157	1
	主动轴轴承隔环厚 3.25	Spacer ring, driving shaft bearing	5118937/1.28.157	2
	主动轴轴承隔环厚 3.5	Spacer ring, driving shaft bearing	5118938/1.28.157	1
	主动轴轴承隔环厚 3.7	Spacer ring, driving shaft bearing	5118939/1.28.157	
	主动轴轴承隔环厚 4.0	Spacer ring, driving shaft bearing	5118940/1.28.157	
16	自位轴承 40 × 80 × 18	Self-aligning bearing 40 × 80 × 18	5147070/1.28.142	1
17	挡圈 40	Retaining ring 40	11068876/12245	1
18	从动轴螺母 M32 × 1.5	Nut M32 × 1.5	5122985/1.28.149	1
19	带挡圈球轴承 35 × 80 × 21	Bearing with retaining ring 35 × 80 × 21	28995880/16261	1
20	Ⅳ挡从动齿轮挡圈	Retaining ring, 4th driven gear	5122797/1.28.150	1

1.28 主变速箱 Main gearbox

序号 No.	零件名称	Parts name	零件代号 Drawing No.	数量 Qty.
21	同步器隔套	Spacer, synchronizer	S101537/1.28.132	4
22	IV挡从动齿轮	4th driven gear	SZ804.37.104	1
23	主变速换挡固定齿座	Fixed gear seat, main gearshift	SZ804.37.105	1
24	主变速换挡啮合套	Engaging sleeve, main gearshift	SZ804.37.106	1
25	III挡从动齿轮	3rd driven gear	SZ804.37.103	1
26	II挡从动齿轮	2nd driven gear	SZ804.37.102	1
27	I挡从动齿轮焊合件	1st driven gear	SZ804.37.101A	1
28	I挡从动齿轮隔环	Spacer ring, 1st driven gear	S109656/1.28.177	1
29	从动轴	Driven shaft	S127958SZ/1.28.105	1
29	滚柱轴承 27.5 × 52 × 21	Roller bearing 27.5 × 52 × 21	S126458/1.28.159	1

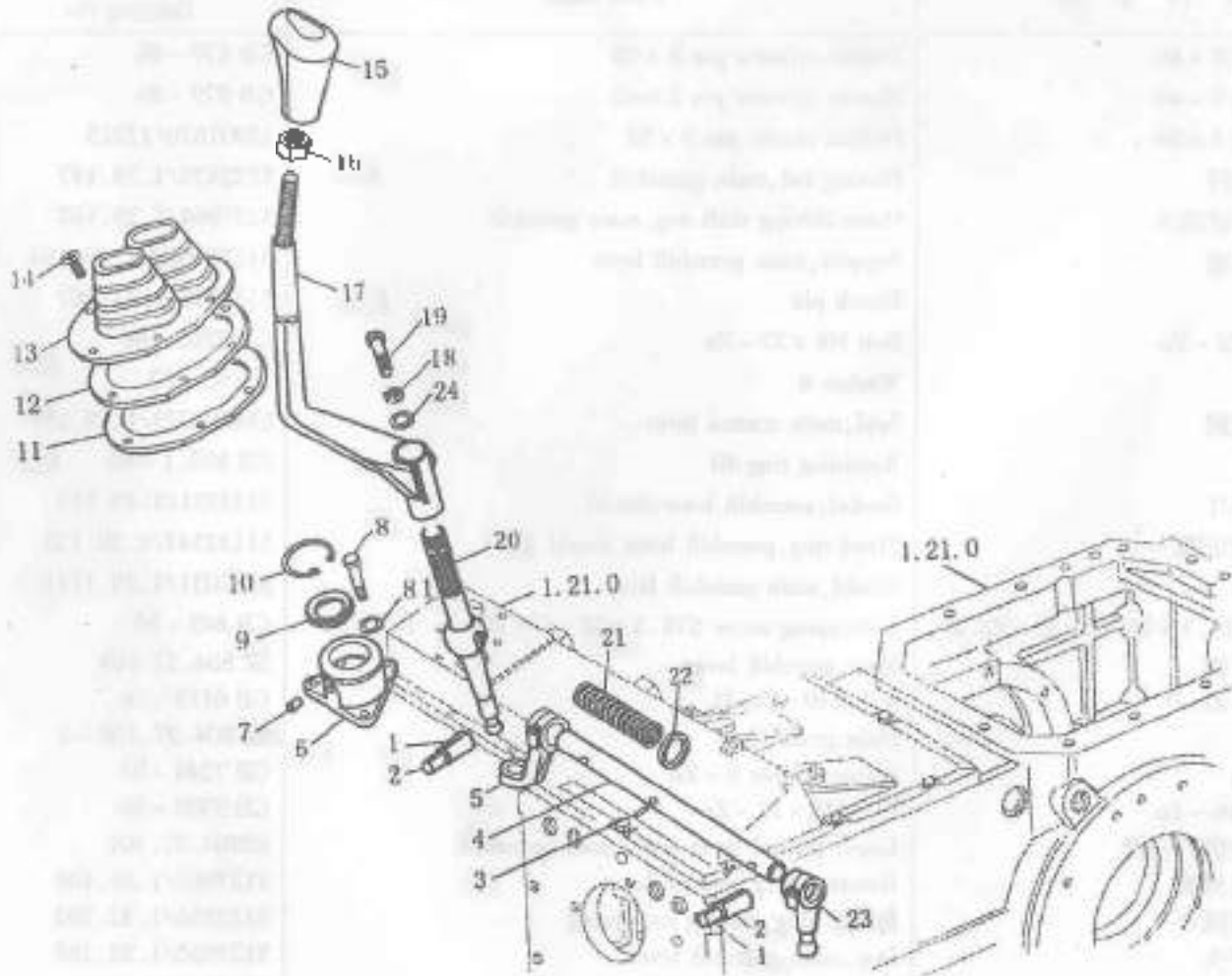
1.29 主变速换挡机构 Main gearshift mechanism



1.29 主变速换挡机构 Main gearshift mechanism

序号 No.	零件名称	Parts name	零件代号 Drawing No.	数量 Qty.
1	Ⅲ,Ⅳ挡拨叉	Shift fork,3rd and 4th gear	5127388/1.29.011	1
2	换挡拨头	Gearshift dog	8A5129522/1.29.004	1
3	螺旋弹性销 5×32	Helical elastic pin 5×32	13907770/12215	3
4	开槽螺塞 M12×1.25	Slotted screw plug M12×1.25	10152314/14548	1
5	主变速滑杆	Sliding rod,main gearshift	5117500/1.29.017	2
6	弹簧	Spring	884994342/1.29.031	2
7	钢球 11/32	Steel ball 11/32	GB 308-94	2
8	互锁销	Mutual interlocked pin	5110264/1.29.041	1
9	Ⅰ,Ⅱ挡拨叉	Shift fork,1st and 2nd gear	5127387/1.29.010	1

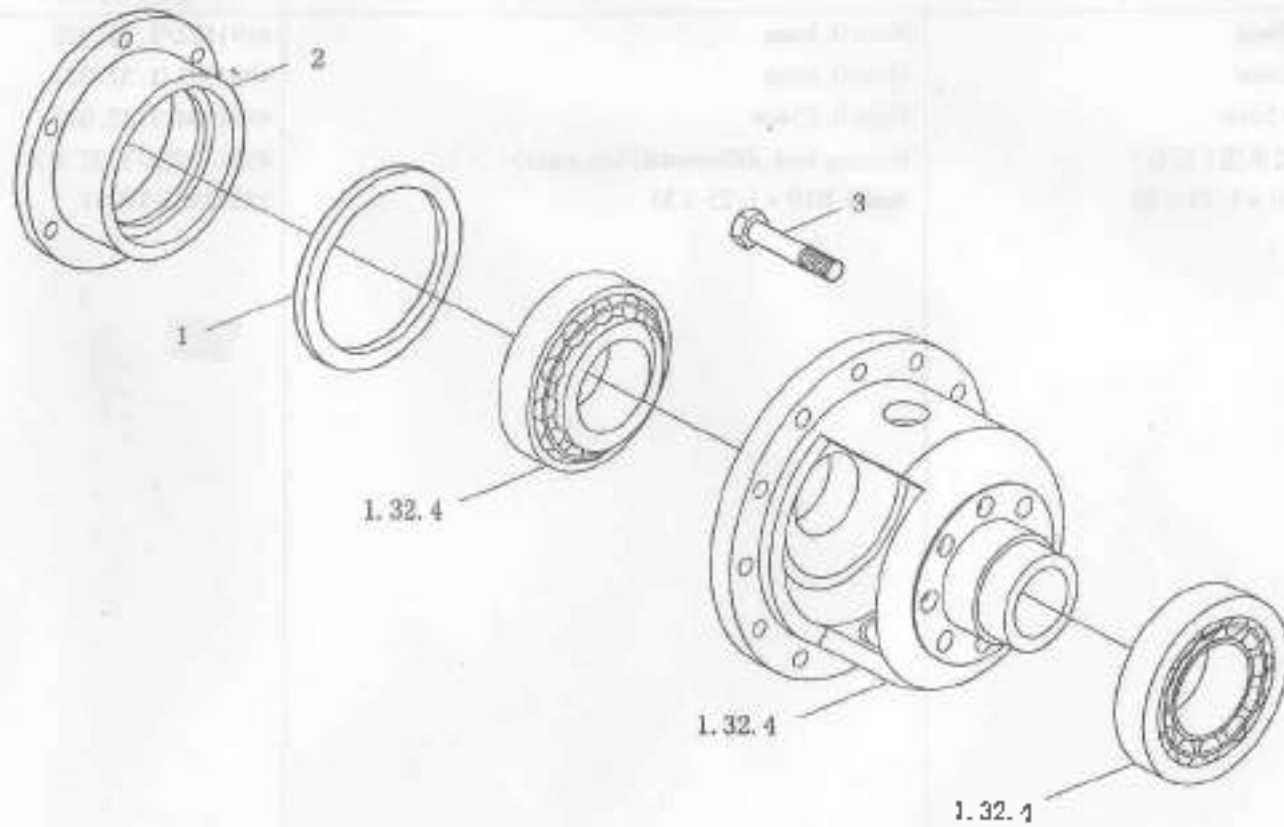
1.29 主变速操纵装置 Main gearshift control



1.29 主变速操纵装置 Main gearshift control


序号 No.	零件名称	Parts name	零件代号 Drawing No.	数量 Qty.
1	弹性圆柱销 8×40	Elastic cylinder pin 8×40	CR 879-86	2
2	弹性圆柱销 5×40	Elastic cylinder pin 5×40	GB 879-86	2
3	螺旋弹性销 5×30	Helical elastic pin 5×30	13907670/12215	1
4	主变速传动杆	Driving rod, main gearshift	5132479/1.29.147	1
5	主变速外传动拨头	Outer driving shift dog, main gearshift	5127964/1.29.167	1
6	主变速杆支座	Support, main gearshift lever	5127960SZ/1.29.104	1
7	限位销	Check pin	5125535/1.21.067	2
8	螺栓 M8×22-Zn	Bolt M8×22-Zn	GB 5783-86	3
8.1	垫圈 8	Washer 8	CB 93-87	
9	主操纵杆密封	Seal, main control lever	884984223/1.29.195	1
10	挡圈 40	Retaining ring 40	CB 893.1-86	1
11	变速杆罩垫片	Gasket, gearshift lever shield	5133521/1.29.121	1
12	变速杆罩固定圈	Fixed ring, gearshift lever shield	51132547/1.29.120	1
13	主变速杆罩	Shield, main gearshift lever	5132031/1.29.119R	1
14	自攻螺钉 ST6.3×22-C-H-Zn. D	Selftapping screw ST6.3×22-C-H-Zn. D	GB 845-85	6
15	主变速杆手柄	Main gearshift lever	SZ 804.37.109	1
16	螺母 M10-Zn. D	Nut M10-Zn. D	GB 6175-86	1
17	主变速杆	Main gearshift	SZ 804.37.108-1	1
18	垫圈 8-Zn	Spring washer 8-Zn	GB 7244-87	1
19	螺栓 M8×16-Zn	Bolt M8×16-Zn	GB 5783-86	1
20	主变速下操纵杆合件	Lower control lever assy, main gearshift	SZ804.37.301	1
21	操纵杆回位弹簧	Return spring, control lever	5127962/1.29.106	1
22	传动杆弹簧隔环	Spacer ring, driving rod spring	5132334/1.32.293	1
23	主变速杆杆头	Dog, main gearshift lever	5127965/1.29.168	1
24	平垫圈 8	Washer 8	GB 96-85	1

1.32 差速器轴承座 Differential bearing seat

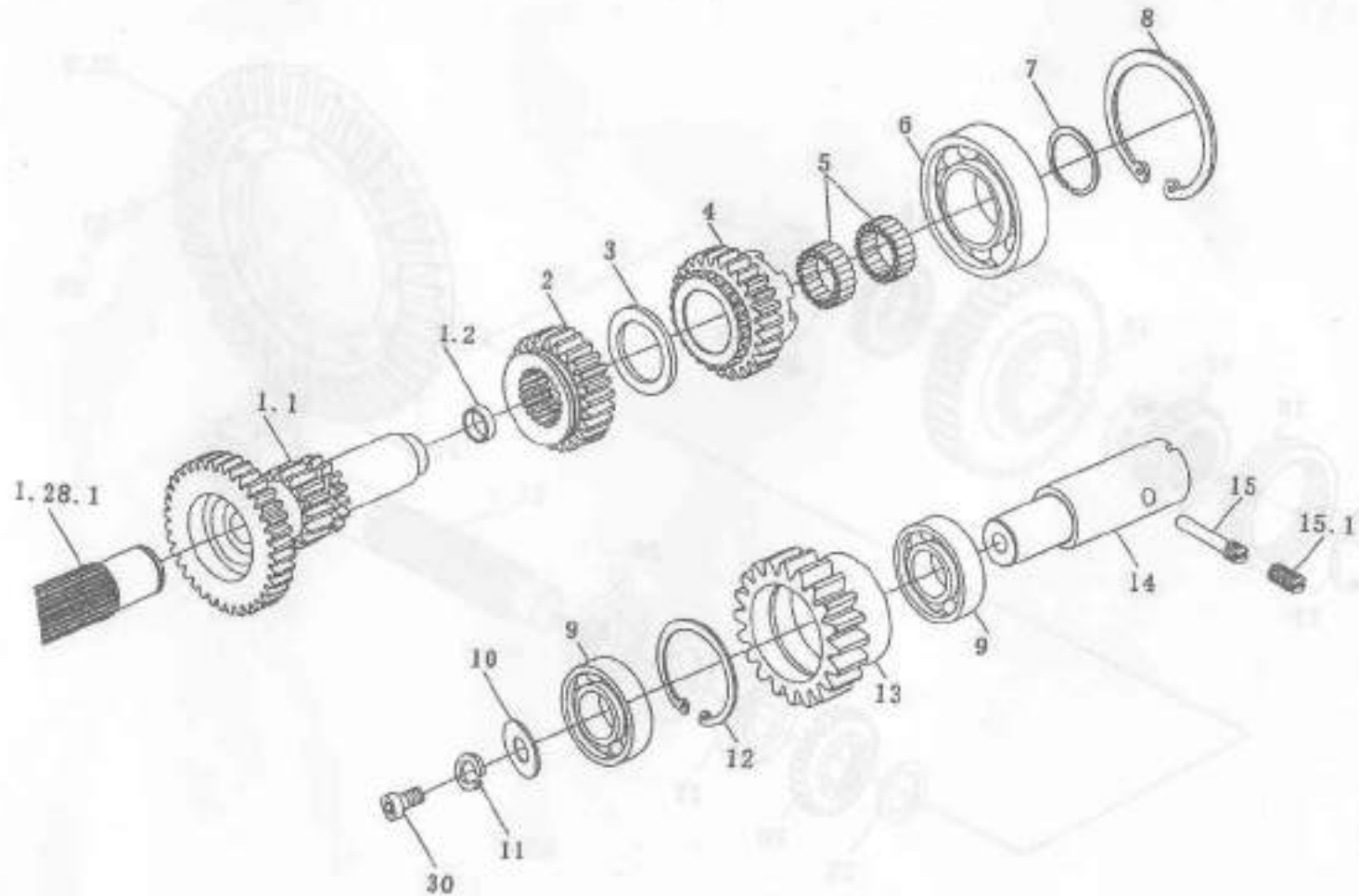


1.32 差速器轴承座 Differential bearing seat

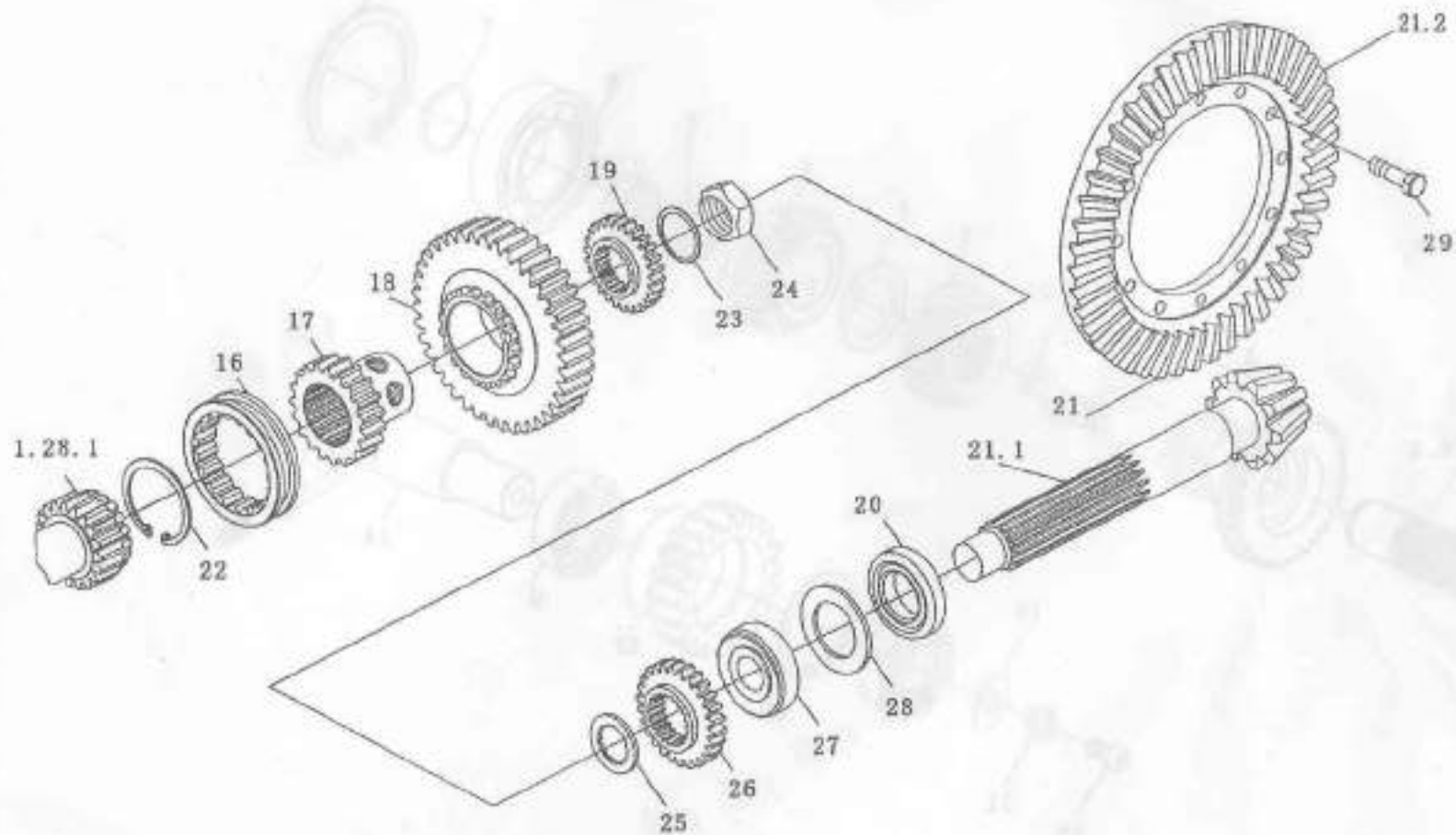
序号 No.	零件名称	Parts name	零件代号 Drawing No.	数量 Qty.
1	垫片 0.5mm 垫片 0.2mm 垫片 0.15mm	Shim 0.5mm Shim 0.2mm Shim 0.15mm	4991682/1.32.022 4991683/1.32.022 4991684/1.32.022	按需 按需 按需
2	差速器轴承座(左右)	Bearing seat, differential (left, right)	4991470SZ/1.33.003	2
3	螺钉 M10 × 1.25 × 30	Screw M10 × 1.25 × 30	14233624/10357	12



1.32 副变速箱和中央传动 Auxiliary gearbox and central reduction gears



1.32 副变速箱和中央传动 Auxiliary gearbox and central reduction gears



1.32 副变速箱和中央传动 Auxiliary gearbox and central reduction gears

序号 No.	零件名称	Parts name	零件代号 Drawing No.	数量 Qty.
1	主动轴	Driving shaft	5125361SZ/1.32.110	1
1.1	副变速主动轴	Auxiliary gearshift driving shaft	5125351/1.32.110	1
1.2	驱动齿轮轴衬套	Bush, driving gear shaft	4950081/1.28.137	1
2	中到档滑动齿轮	Sliding gear, intermediate and reverse gear	885145164SZ/1.32.106	1
3	主动轴止推隔环	Thrust ring, driving shaft	5109683/1.32.135	1
4	中档主动齿轮	Intermediate speed driving gear	885125013SZ/1.32.105	1
5	滚针轴承 42 × 47 × 27	Needle bearing 42 × 47 × 27	5109747/1.32.150	1
6	轴承 60 × 110 × 22(212)	Bearing 60 × 110 × 22(212)	GB 276 - 1994	1
7	止推环	Thrust ring	5117076/1.32.134	1
8	挡圈 110	Retaining 110	GB 893.1 - 86	1
9	轴承 25 × 52 × 15(205)	Bearing 25 × 52 × 15(205)	GB 276 - 1994	1
10	倒档轴垫片	Reverse gear shift washer	1.32.112/880803205	1
11	垫圈 10	Washer 10	GB 93 - 87	1
12	挡圈 52	Retaining ring 52	GB 893.1 - 86	1
13	倒档惰轮	Idle gear, reverse gear	5145166SZ/1.32.113	1
14	倒档轴	Reverse gear shaft	8A5153087/1.32.112	1
15	螺纹锁销	Lock pin	885152965/1.32.124	1
15.1	开槽螺塞	Slotted screw plug	880803204/1.32	1
16	高低档齿合套	High and low gear engaging sleeve	5125010SZ/1.32.188	1
17	齿合套齿座	Gear seat, engaging sleeve	5125009SZ/1.32.169	1
18	低档从动齿轮焊合件	Driving gear, weldment, low gear	885125007SZ/1.32.117	1
19	到档从动齿轮	Driving gear, reverse	5145165SZ/1.32.118	1
20	小锥齿轮轴后轴承 45 × 100 × 38.25	Rear bearing, small bevel gear shaft 45 × 100 × 38.25	5138664/1.32.139	1
21	锥齿轮副	Bevel gear pair	5138663SZ/1.32.130	1

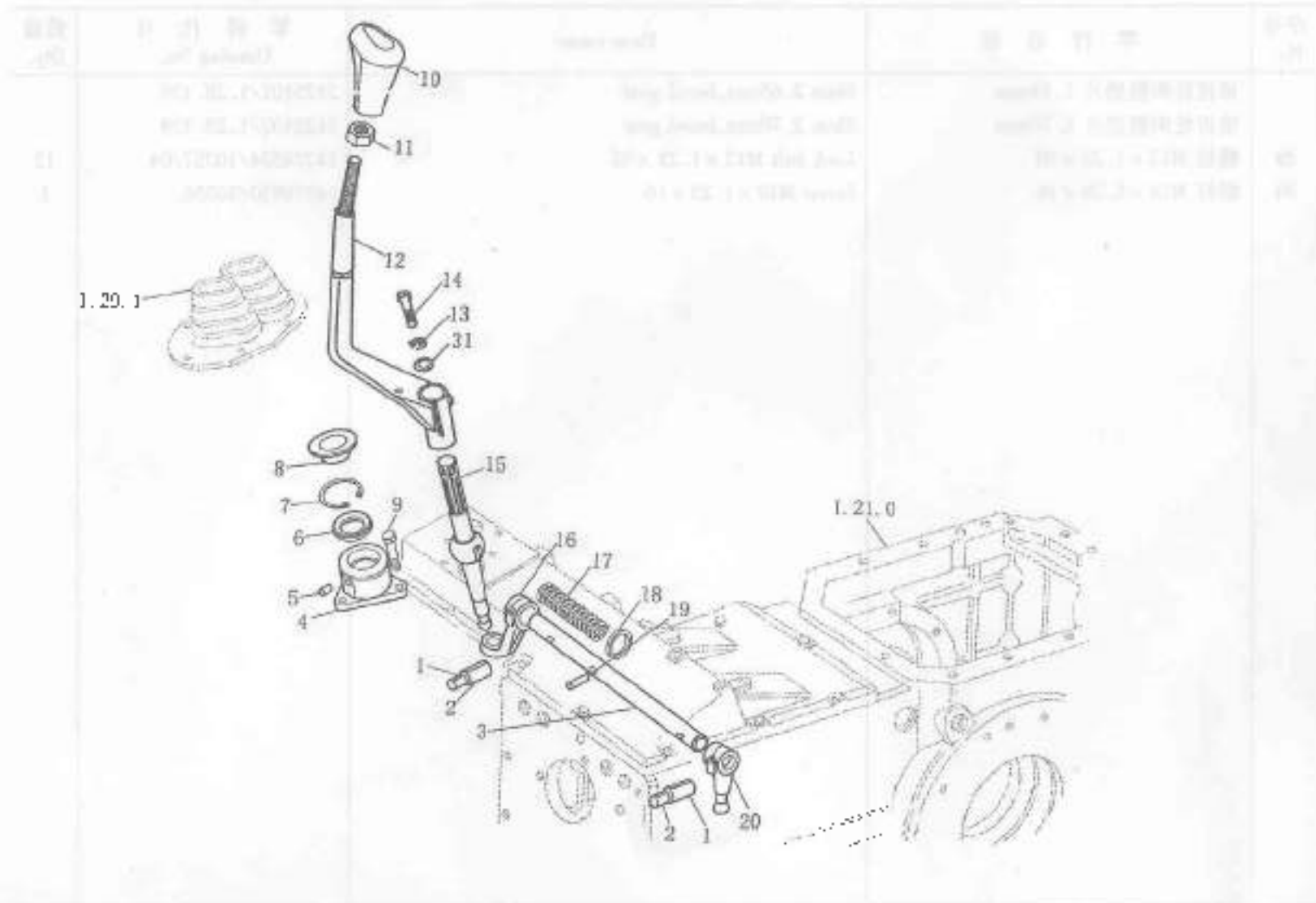
1.32 副变速箱和中央传动 Auxiliary gearbox and central reduction gears

序号 No.	零件名称	Parts name	零件代号 Drawing No.	数量 Qty.
21.1	小锥齿轮轴	Small bevel gear shaft	5138661SZ/1.32.103	
21.2	大锥齿轮	Big bevel gear	5138662SZ/1.32.108	
22	挡圈42	Retaining42	12245/1068976	1
23	倒挡从动齿轮半圆环	Half - circular ring, reverse driven gear	5127762/1.32.173	2
24	小齿轮轴锁进螺母 M45 × 1.5	Lock nut M45 × 1.5, small bevel gear shaft	885117744/1.32.148	1
25	M45 × 1.5 锥齿轮轴螺母垫圈	Washer, lock nut M45 × 1.5	885119261/1.32.146	1
26	中档从动齿轮	Driven gear, intermediate speed gear	5125005SZ/1.32.111	1
27	小锥齿轮轴前轴承 45 × 100 × 20.75	Front bearing, small bevel gear shaft 45 × 100 × 20.75	5130990/1.32.138B	1
28	锥齿轮调整垫片 1.90mm	Shim 1.90mm	5111859/1.28.139	1
	锥齿轮调整垫片 1.95mm	Shim 1.95mm	5111860/1.28.139	
	锥齿轮调整垫片 2.00mm	Shim 2.00mm	5111861/1.28.139	
	锥齿轮调整垫片 2.05mm	Shim 2.05mm	5111862/1.28.139	
	锥齿轮调整垫片 2.10mm	Shim 2.10mm	5111863/1.28.139	
	锥齿轮调整垫片 2.15mm	Shim 2.15mm	5111864/1.28.139	
	锥齿轮调整垫片 2.20mm	Shim 2.20mm	5111865/1.28.139	
	锥齿轮调整垫片 2.25mm	Shim 2.25mm	5111866/1.28.139	
	锥齿轮调整垫片 2.30mm	Shim 2.30mm	5111867/1.28.139	
	锥齿轮调整垫片 2.35mm	Shim 2.35mm	5111868/1.28.139	
	锥齿轮调整垫片 2.40mm	Shim 2.40mm	5111869/1.28.139	
	锥齿轮调整垫片 2.45mm	Shim 2.45mm, bevel gear	5111870/1.28.139	
	锥齿轮调整垫片 2.50mm	Shim 2.50mm, bevel gear	5111871/1.28.139	
	锥齿轮调整垫片 1.85mm	Shim 1.85mm, bevel gear	5125098/1.28.139	
	锥齿轮调整垫片 2.55mm	Shim 2.55mm, bevel gear	5125099/1.28.139	
	锥齿轮调整垫片 3.60mm	Shim 2.60mm, bevel gear	5125100/1.28.139	

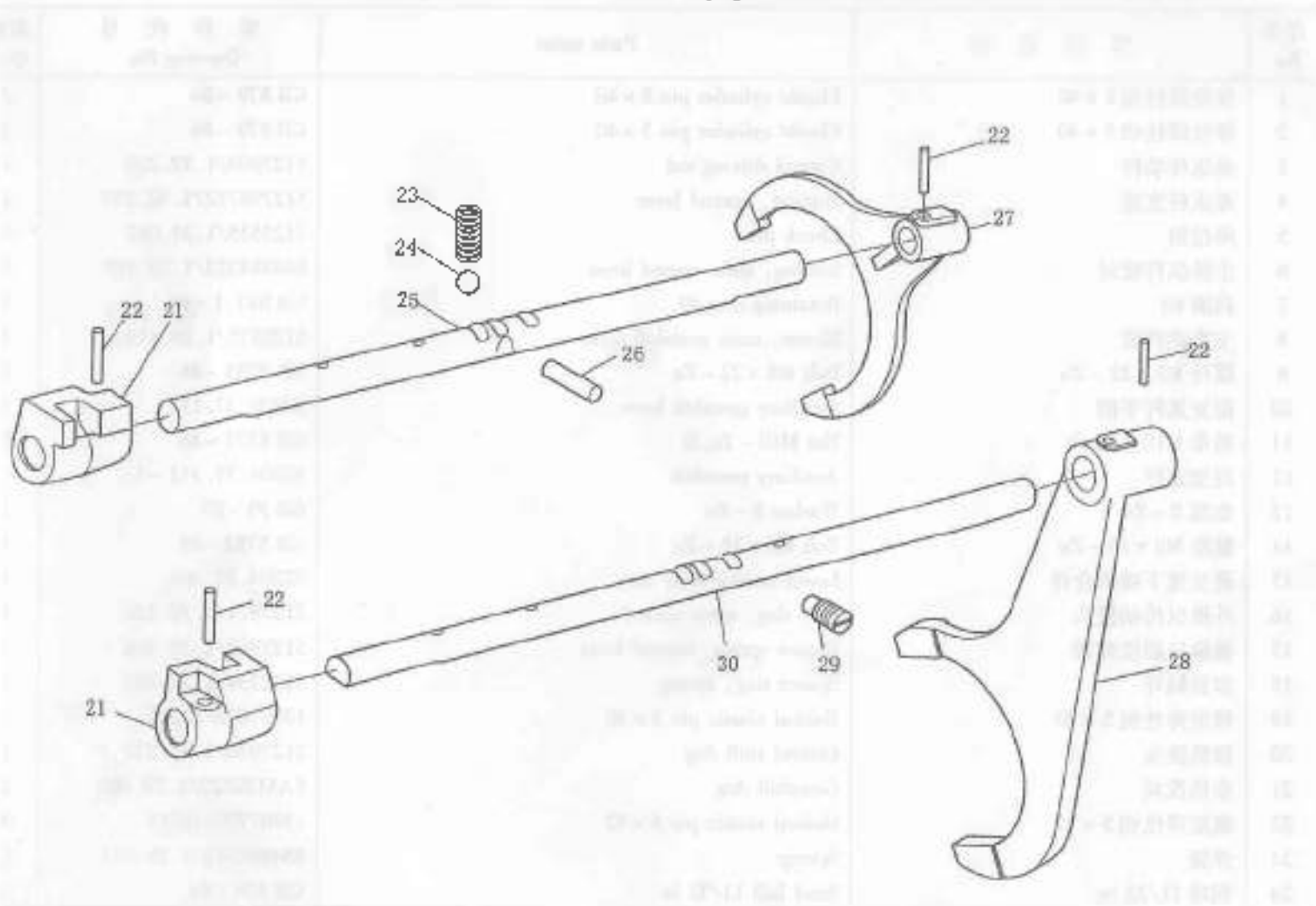
1.32 副变速箱和中央传动 Auxiliary gearbox and central reduction gears

序号 No.	零件名称	Parts name	零件代号 Drawing No.	数量 Qty.
	锥齿轮调整垫片 2.65mm	Shim 2.65mm, bevel gear	5125101/1.28.139	
	锥齿轮调整垫片 2.70mm	Shim 2.70mm, bevel gear	5125102/1.28.139	
29	螺栓 M12 × 1.25 × 30	Lock bolt M12 × 1.25 × 30	14274534/10357/04	12
30	螺钉 M10 × 1.25 × 16	Screw M10 × 1.25 × 16	14359920/10356	1

1.32 副变速操纵装置 Auxiliary gearshift control device



1.32 副变速操纵装置 Auxiliary gearshift control device



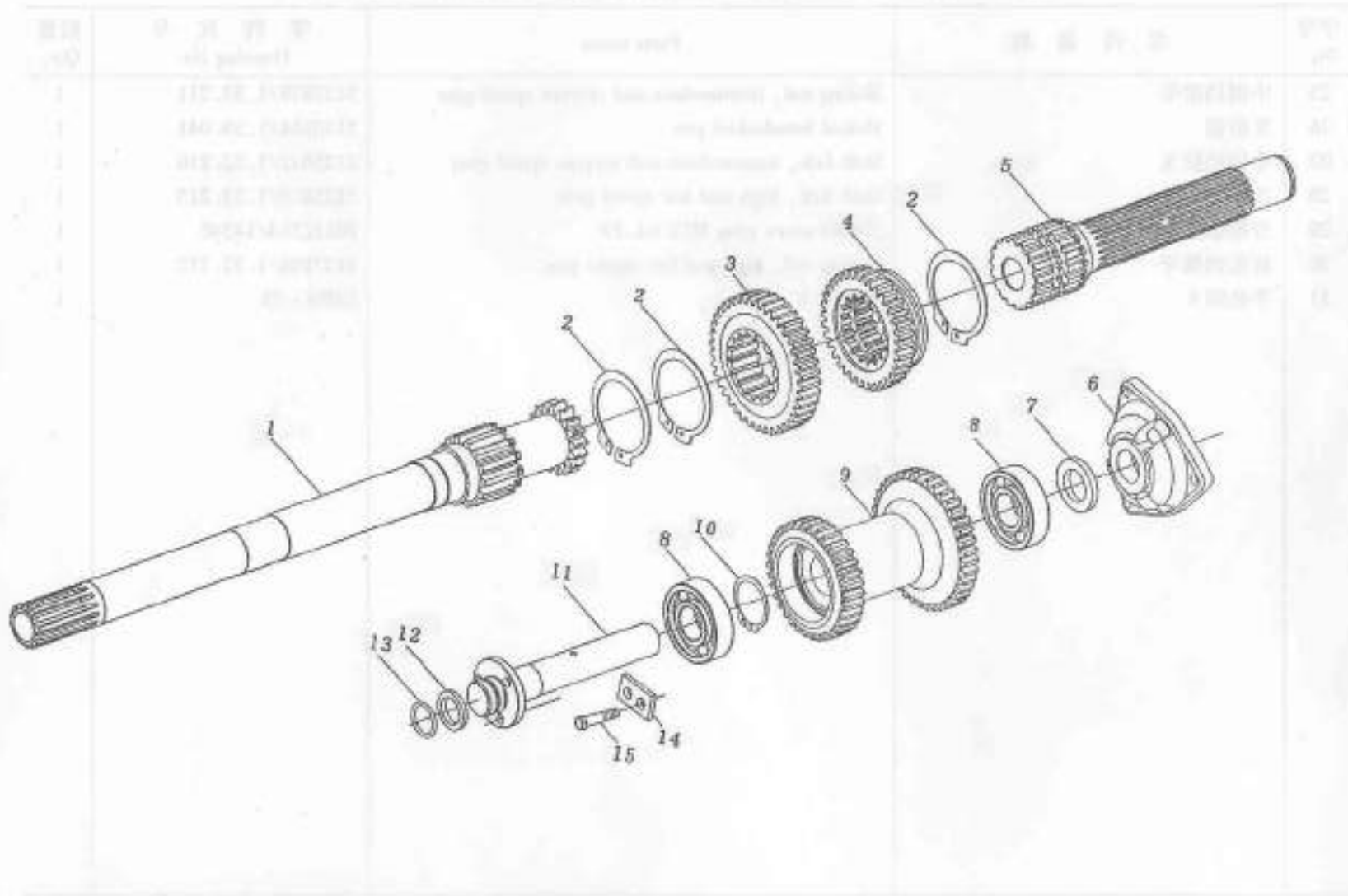
1.32 副变速操纵装置 Auxiliary gearshift control device

序号 No.	零件名称	Parts name	零件代号 Drawing Nu.	数量 Qty.
1	弹性圆柱销 8 × 40	Elastic cylinder pin 8 × 40	GB 879 - 86	2
2	弹性圆柱销 5 × 40	Elastic cylinder pin 5 × 40	GB 879 - 86	2
3	操纵传动杆	Control driving rod	5127969/1.32.220	1
4	操纵杆支座	Support, control lever	5127967SZ/1.32.217	1
5	限位销	Check pin	5125535/1.21.067	1
6	主操纵杆密封	Sealing, main control lever	884984223/1.29.195	1
7	挡圈 40	Retaining ring 40	GB 893.1 - 86	1
8	主变速杆套	Sleeve, main gearshift lever	5129575/1.29.119A	1
9	螺栓 M8 × 22 - Zn	Bolt M8 × 22 - Zn	GB 5783 - 86	3
10	副变速杆手柄	Auxiliary gearshift lever	SZ804.37.112	1
11	螺母 M10 - Zn, D	Nut M10 - Zn, D	GB 6175 - 86	1
12	副变速杆	Auxiliary gearshift	SZ804.37.111 - 1	1
13	垫圈 8 - Zn	Washer 8 - Zn	GB 93 - 87	1
14	螺栓 M8 × 16 - Zn	Bolt M8 × 16 - Zn	GB 5783 - 86	1
15	副变速下操纵合件	Lower control lever assy	SZ804.37.302	1
16	外操纵传动拨头	Shift dog, outer control	5127971/1.32.229	1
17	操纵杆回位弹簧	Return spring, control lever	5127962/1.29.106	1
18	弹簧隔环	Spacer ring, spring	5132334/1.32.293	1
19	螺旋弹性销 5 × 30	Helical elastic pin 5 × 30	13907670/12215	1
20	操纵拨头	Control shift dog	5127970/1.32.222	1
21	换挡拨块	Gearshift dog	8A5129522/1.29.004	2
22	螺旋弹性销 5 × 32	Helical elastic pin 5 × 32	13907770/12215	4
23	弹簧	Spring	884994342/1.29.031	2
24	钢球 11/32 in	Steel ball 11/32 in	GB 308 - 84	2

1.32 副变速操纵装置 Auxiliary gearshift control device

序号 No.	零件名称	Parts name	零件代号 Drawing No.	数量 Qty.
25	中倒挡滑竿	Sliding rod, intermediate and reverse speed gear	5127879/1.32.211	1
26	互锁销	Mutual interlocked pin	5110264/1.29.041	1
27	中倒挡拨叉	Shift fork, intermediate and reverse speed gear	5125822/1.32.216	1
28	高低档拨叉	Shift fork, high and low speed gear	5125823/1.32.215	1
29	开槽螺塞 M12 × 1.25	Slotted screw plug M12 × 1.25	10152314/14548	1
30	高低档滑竿	Sliding rod, high and low speed gear	5127898/1.32.212	1
31	平垫圈 8	Washer 8	GB96 - 85	1

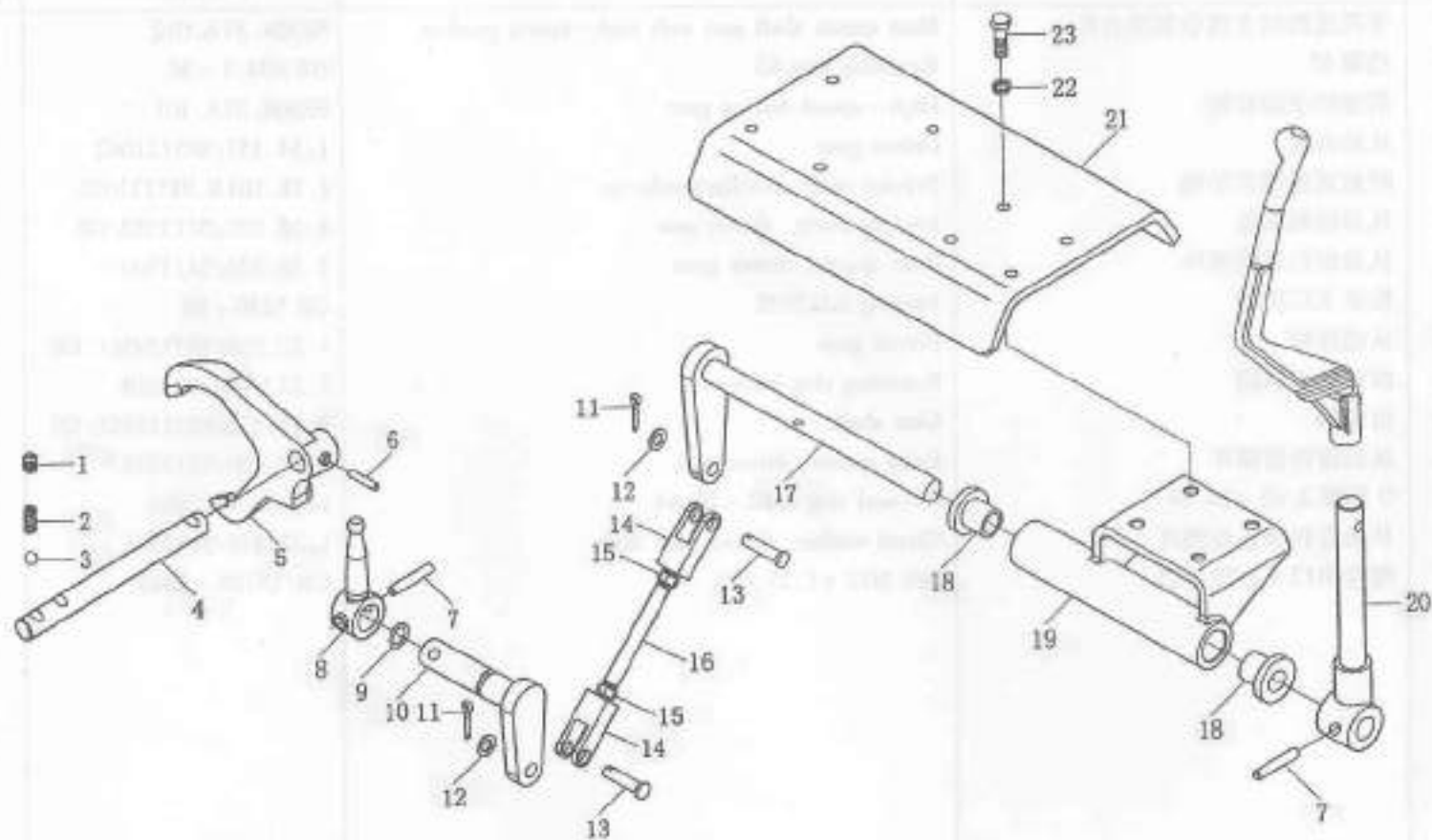
1.32 附加高速挡装置(选装) Auxiliary High-speed Device (Optional)



1.32 附加高速挡装置(选装) Auxiliary High-speed Device(Optional)

序号 No.	零件名称	Parts name	零件代号 Drawing No.	数量 Qty.
1	带高速档的主离合器轴总成	Main clutch shaft assy with high-speed gearbox	SZ804.37A.012	1
2	挡圈 65	Retaining ring 65	GB 894.1-86	3
3	高速档主动齿轮	High-speed driving gear	SZ804.37A.101	1
4	从动齿轮	Driven gear	1.34.151/885121042	1
5	附加减速器主动轴	Driving shaft, auxiliary reductor	1.28.101B.885121039	1
6	从动轴轴承盖	Bearing cover, driven gear	1.28.127/5117552/GS	1
7	从动齿轮后隔圈环	Rear spacer, driven gear	1.32.336/5117560	1
8	轴承 K323826	Bearing K323826	GB 5846-86	2
9	从动齿轮	Driven gear	1.32.320/885139361/GS	1
10	滚针轴承挡圈	Retaining ring holder	1.32.379/5137228	1
11	齿轮轴	Gear shaft	1.32.322/885117557/GS	1
12	从动齿轮前隔环	Front spacer, driven gear	1.32.339/5117563	1
13	O形圈 2.62×26.64	O-seal ring 2.62×26.64	14618/14457980	1
14	从动齿轮轴止动垫片	Thrust washer, driven gear shaft	1.32.338/5117561	1
15	螺栓 M12×1.25×25	Bolt M12×1.25×25	GB/T5786-2000	1

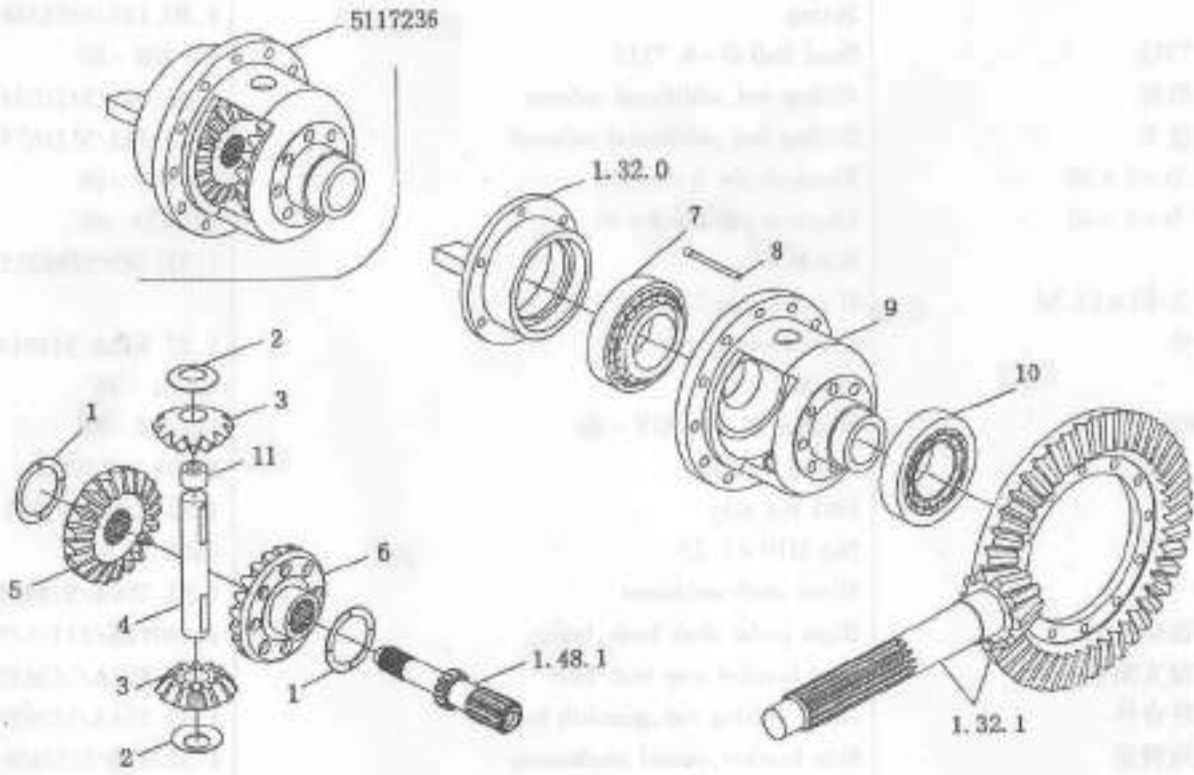
1.32 附加高速挡装置操纵部分(选装) Auxiliary High-speed Device Control(Optional)



1.32 附加高速挡装置操纵部分(选装) Auxiliary High-speed Device Control(Optional)

序号 Nn.	零件名称	Parts name	零件代号 Drawing No.	数量 Qty.
1	十字槽头螺钉	Cross head screw	10532/13305311	1
2	弹簧	Spring	1.80.133/4956546	1
3	钢球 D=8.7312	Steel Ball D=8.7312	GB 308-89	1
4	附加减速器滑杆	Sliding rod, additional reducer	1.32.342/5121674	1
5	附加减速器拨叉	Sliding fork, additional reducer	1.32.343/5121675	1
6	弹性圆柱销 D=5×30	Elastical pin D=5×30	GB 879-86	1
7	弹性圆柱销 D=8×40	Elastical pin D=8×40	GB 879-86	2
8	拨头	Slider	1.32.345/5139275	1
9	O形密封圈 2.62×15.54	O-seal ring 2.62×15.54		1
10	操纵摆轴合件	Control swing shaft assy	1.32.362A.5139196	21
11	销 3.2×22	Pin 3.2×22	GB 91-86	2
12	垫圈 10-140HV-Zn	Washer 10-140HV-Zn	GB 848-85	2
13	弹簧垫圈	Spring washer	25674/13130103	2
14	联接杆合件	Link rod assy	1.82.226/5112921	2
15	螺母 M10×1.25	Nut M10×1.25	GB 6173-86	2
16	小轴焊合件	Minor shaft weldment	1.32.386A/5139367	1
17	右制动器踏板轴衬套	Right pedal shaft bush, brake	1.68011A/5110545	2
18	带衬套的铰接支架合件	Joint bracket assy with bush	1.32.372A/5126302	1
19	变速杆下接杆合件	Lower linking rod, gearshift lever	1.32.374A/5139366	1
20	侧面操纵机构横架	Side bracket, control mechanism	1.32.370/5129404	1
21	垫圈 8	Washer 8	GB 93-87	8
22	螺栓 M8×20	Bolt M8×20	GB 5783-86	8

1.32 差速器齿轮传动装置 Differential gear transmission device

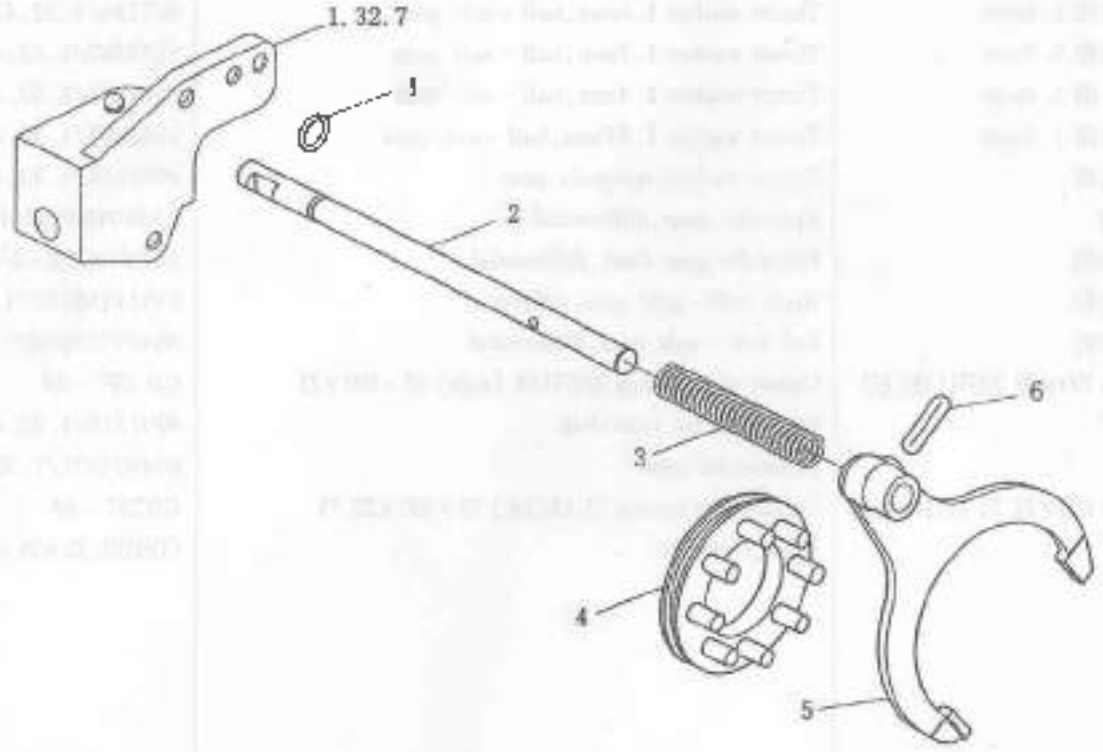


1.32 差速器齿轮传动装置 Differential gear transmission device

序号 No.	零件名称	Parts name	零件代号 Drawing No.	数量 Qty.
	差速器总成	Differential assy	SZ804.38.010	1
1	半轴齿轮止推垫圈 1.5mm	Thrust washer 1.5mm, half-axle gear	4997235/1.32.424	2
	半轴齿轮止推垫圈 1.6mm	Thrust washer 1.6mm, half-axle gear	497236/1.32.424	
	半轴齿轮止推垫圈 1.7mm	Thrust washer 1.7mm, half-axle gear	5138267/1.32.424	
	半轴齿轮止推垫圈 1.4mm	Thrust washer 1.4mm, half-axle gear	5144801/1.32.424	
	半轴齿轮止推垫圈 1.8mm	Thrust washer 1.87mm, half-axle gear	5144802/1.32.424	
2	行星齿轮止推垫圈	Thrust washer, epicyclic gear	4991658/1.32.425	2
3	差速器行星齿轮	Epicyclic gear, differential	8A4991695SZ/1.32.415	2
4	差速器行星齿轮轴	Epicyclic gear shaft, differential	8A4991652SZ-2/1.32.416	1
5	差速器右半轴齿轮	Right half-axle gear, differential	885149551SZ/1.32.413	1
6	差速器左半轴齿轮	Left half-axle gear, differential	884997230SZ/1.32.414	1
7	圆锥滚子轴承 65 × 100 × 23 2007113E(右)	Conical roller bearing 2007113E (right) 65 × 100 × 23	GB 297-84	1
8	行星齿轮轴销钉	Pin, epicyclic gear shaft	4991719/1.32.428	1
9	差速器壳体	Differential case	884997231/1.32.404	1
10	圆锥滚子轴承 55 × 100 × 22.75 7211E(左)	Conical roller bearing 7211E(left) 55 × 100 × 22.75	GB297-84	1
11	行星齿轮衬套	Bush, epicyclic	COB010(32 × 28 × 25 × 30)	2

1.32 差速锁 Differential lock

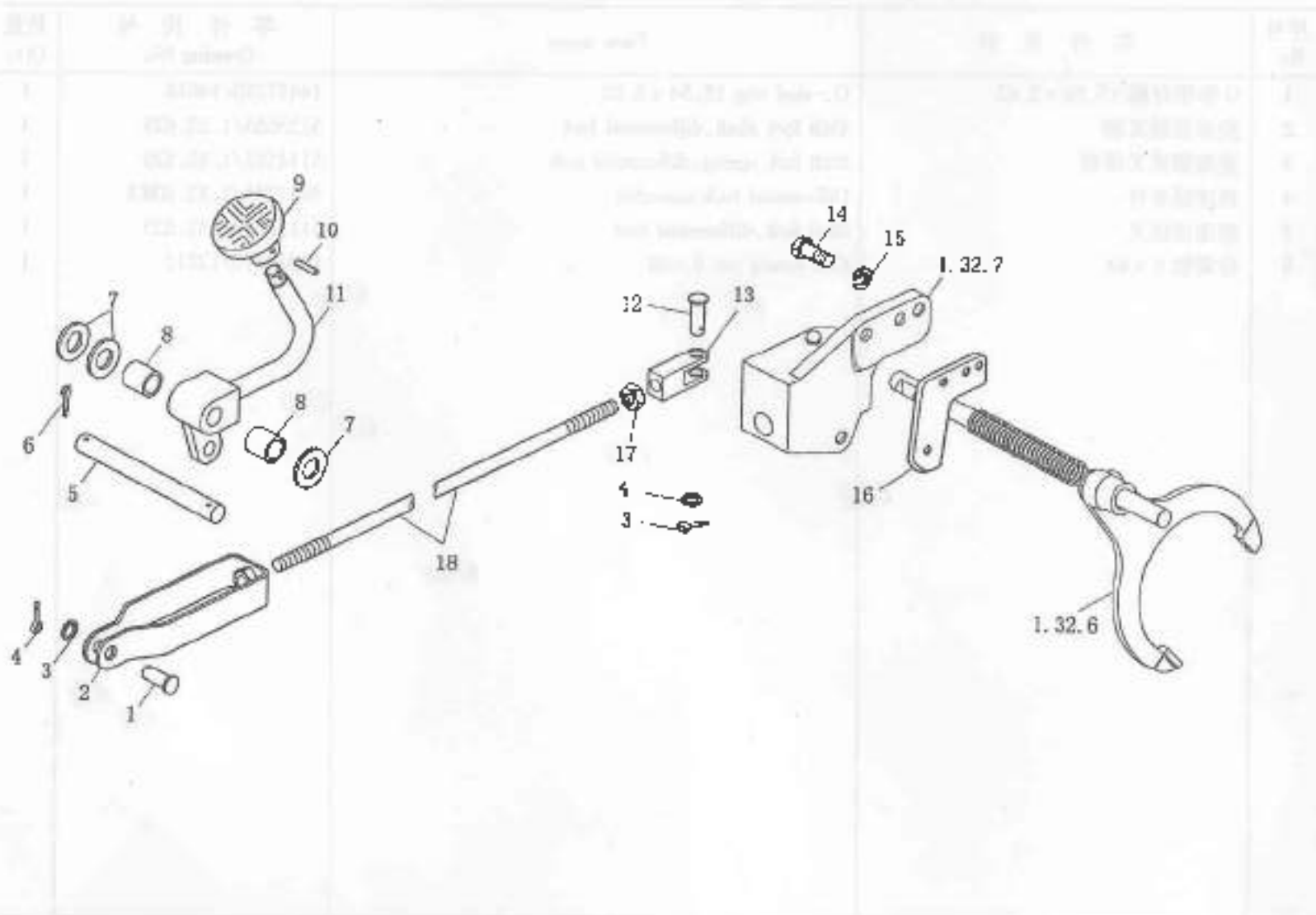
序号 No.	零件名称 Part name	数量 Qty	备注 Remarks
1	110. 11. 40000	1	轴套
2	424. 22. 1200000	1	轴套
3	413. 20. 1400000	1	轴套
4	414. 20. 1400000	1	轴套
5	415. 20. 1400000	1	轴套
6	416. 20. 1400000	1	轴套
7	417. 20. 1400000	1	轴套
8	418. 20. 1400000	1	轴套
9	419. 20. 1400000	1	轴套
10	420. 20. 1400000	1	轴套
11	421. 20. 1400000	1	轴套
12	422. 20. 1400000	1	轴套
13	423. 20. 1400000	1	轴套
14	424. 20. 1400000	1	轴套
15	425. 20. 1400000	1	轴套
16	426. 20. 1400000	1	轴套
17	427. 20. 1400000	1	轴套
18	428. 20. 1400000	1	轴套
19	429. 20. 1400000	1	轴套
20	430. 20. 1400000	1	轴套
21	431. 20. 1400000	1	轴套
22	432. 20. 1400000	1	轴套
23	433. 20. 1400000	1	轴套
24	434. 20. 1400000	1	轴套
25	435. 20. 1400000	1	轴套
26	436. 20. 1400000	1	轴套
27	437. 20. 1400000	1	轴套
28	438. 20. 1400000	1	轴套
29	439. 20. 1400000	1	轴套
30	440. 20. 1400000	1	轴套
31	441. 20. 1400000	1	轴套
32	442. 20. 1400000	1	轴套
33	443. 20. 1400000	1	轴套
34	444. 20. 1400000	1	轴套
35	445. 20. 1400000	1	轴套
36	446. 20. 1400000	1	轴套
37	447. 20. 1400000	1	轴套
38	448. 20. 1400000	1	轴套
39	449. 20. 1400000	1	轴套
40	450. 20. 1400000	1	轴套
41	451. 20. 1400000	1	轴套
42	452. 20. 1400000	1	轴套
43	453. 20. 1400000	1	轴套
44	454. 20. 1400000	1	轴套
45	455. 20. 1400000	1	轴套
46	456. 20. 1400000	1	轴套
47	457. 20. 1400000	1	轴套
48	458. 20. 1400000	1	轴套
49	459. 20. 1400000	1	轴套
50	460. 20. 1400000	1	轴套
51	461. 20. 1400000	1	轴套
52	462. 20. 1400000	1	轴套
53	463. 20. 1400000	1	轴套
54	464. 20. 1400000	1	轴套
55	465. 20. 1400000	1	轴套
56	466. 20. 1400000	1	轴套
57	467. 20. 1400000	1	轴套
58	468. 20. 1400000	1	轴套
59	469. 20. 1400000	1	轴套
60	470. 20. 1400000	1	轴套
61	471. 20. 1400000	1	轴套
62	472. 20. 1400000	1	轴套
63	473. 20. 1400000	1	轴套
64	474. 20. 1400000	1	轴套
65	475. 20. 1400000	1	轴套
66	476. 20. 1400000	1	轴套
67	477. 20. 1400000	1	轴套
68	478. 20. 1400000	1	轴套
69	479. 20. 1400000	1	轴套
70	480. 20. 1400000	1	轴套
71	481. 20. 1400000	1	轴套
72	482. 20. 1400000	1	轴套
73	483. 20. 1400000	1	轴套
74	484. 20. 1400000	1	轴套
75	485. 20. 1400000	1	轴套
76	486. 20. 1400000	1	轴套
77	487. 20. 1400000	1	轴套
78	488. 20. 1400000	1	轴套
79	489. 20. 1400000	1	轴套
80	490. 20. 1400000	1	轴套
81	491. 20. 1400000	1	轴套
82	492. 20. 1400000	1	轴套
83	493. 20. 1400000	1	轴套
84	494. 20. 1400000	1	轴套
85	495. 20. 1400000	1	轴套
86	496. 20. 1400000	1	轴套
87	497. 20. 1400000	1	轴套
88	498. 20. 1400000	1	轴套
89	499. 20. 1400000	1	轴套
90	500. 20. 1400000	1	轴套
91	501. 20. 1400000	1	轴套
92	502. 20. 1400000	1	轴套
93	503. 20. 1400000	1	轴套
94	504. 20. 1400000	1	轴套
95	505. 20. 1400000	1	轴套
96	506. 20. 1400000	1	轴套
97	507. 20. 1400000	1	轴套
98	508. 20. 1400000	1	轴套
99	509. 20. 1400000	1	轴套
100	510. 20. 1400000	1	轴套



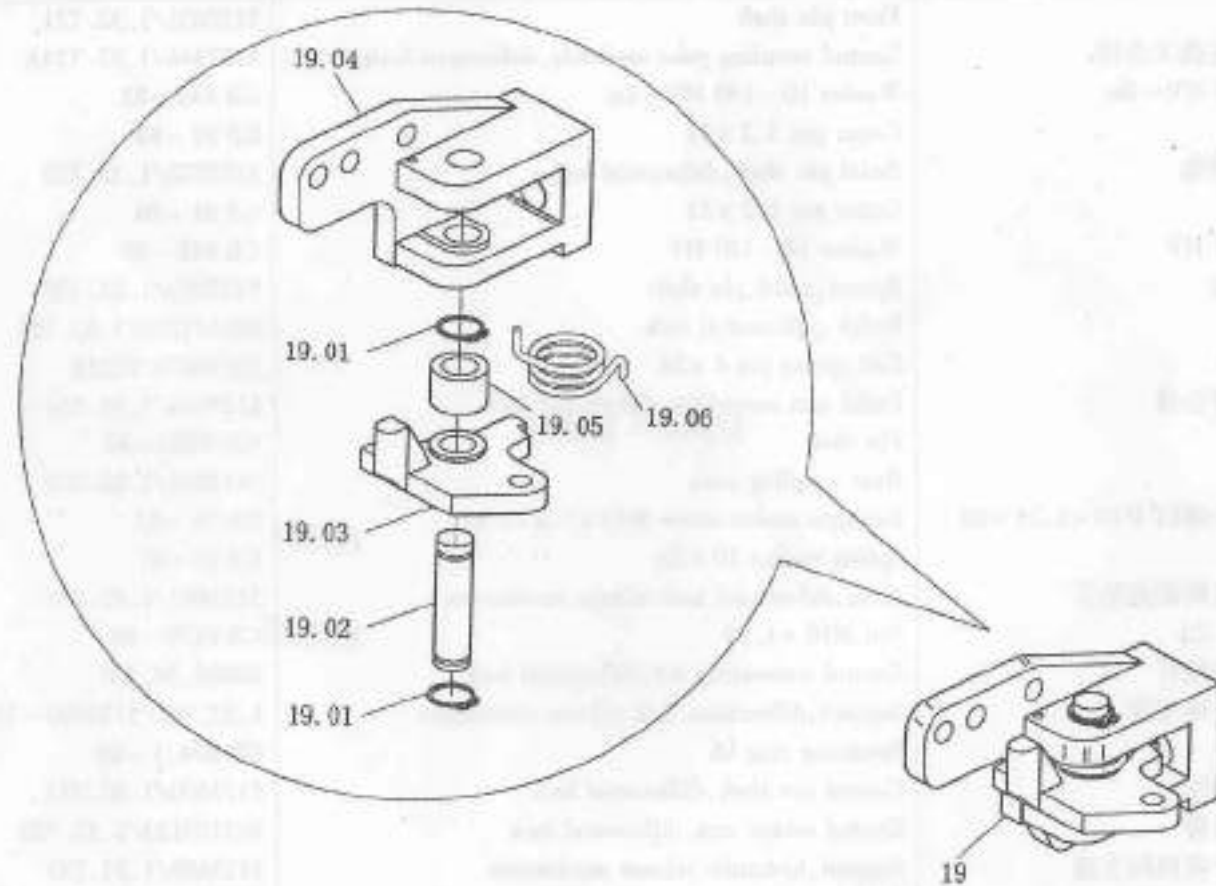
1.32 差速锁 Differential lock

序号 No.	零件名称	Parts name	零件代号 Drawing No.	数量 Qty.
1	O形密封圈 15.54 × 2.62	O - seal ring 15.54 × 2.62	14457280/14618	1
2	差速锁拨叉轴	Shift fork shaft, differential lock	5123685/1.32.628	1
3	差速锁拨叉弹簧	Shift fork spring, differential lock	5114581/1.32.629	1
4	差速锁合件	Differential lock assembly	5117245/1.32.608A	1
5	差速锁拨叉	Shift fork, differential lock	5113659/1.32.625	1
6	卷簧轴 6 × 40	Coil spring pin 6 × 40	13910670/12215	1

1.32 差速锁操纵装置 Differential lock control device



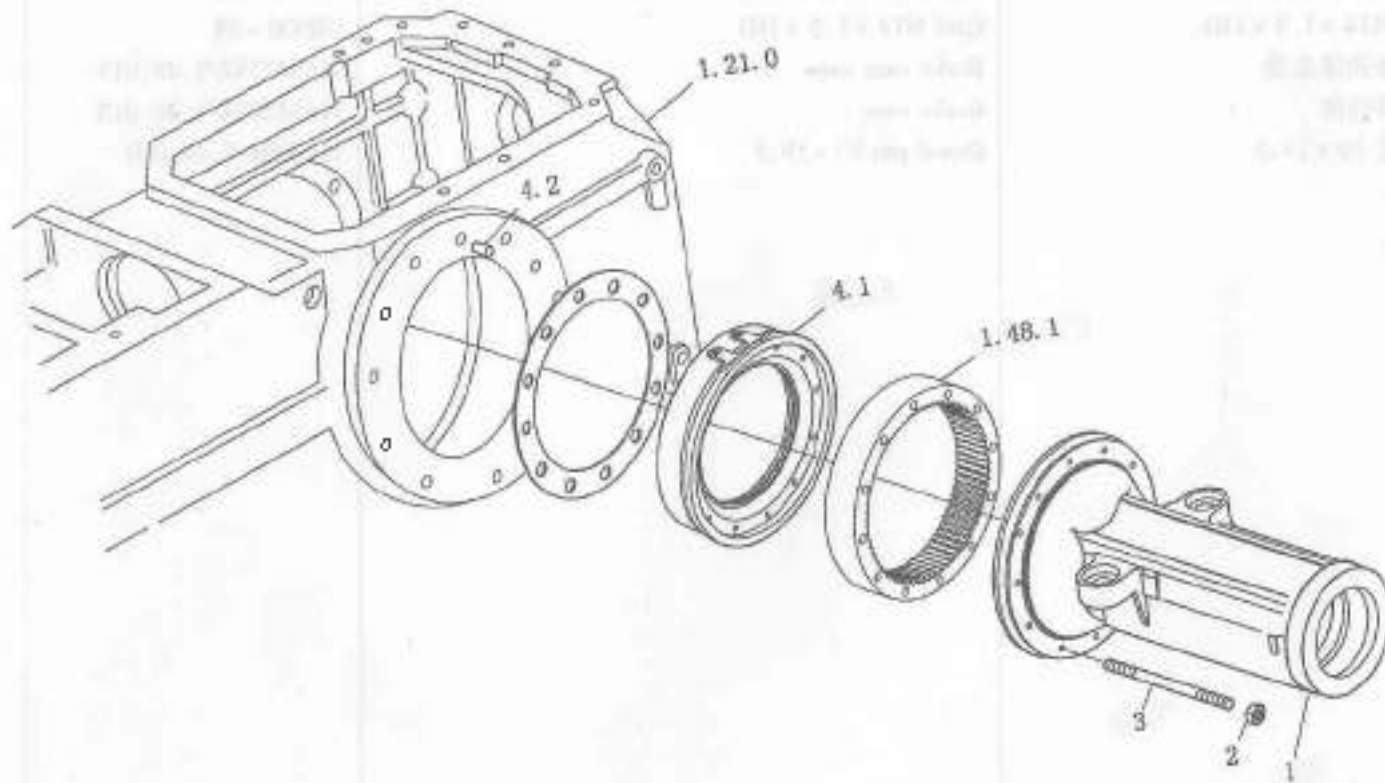
1.32 差速锁操纵装置 Differential lock control device



1.32 差速锁操纵装置 Differential lock control device

序号 Nu.	零件名称	Parts name	零件代号 Drawing No.	数量 Qty.
1	前销轴	Front pin shaft	5110601/1.32.731	1
2	差速锁操纵连接叉合件	Control coupling yoke assembly, differential lock	5127346/1.32.724A	1
3	垫圈 10-140 HV-Zn	Washer 10-140 HV-Zn	GB 848-85	2
4	销 3.2×22	Cotter pin 3.2×22	GB 91-86	2
5	差速锁踏板销轴	Pedal pin shaft, differential lock	5125952/1.32.729	1
6	销 3.2×32	Cotter pin 3.2×32	GB 91-86	2
7	垫圈 14-140 HV	Washer 14-140 HV	GB 848-85	3
8	踏板销轴隔套	Spacer, pedal pin shaft	5125953/1.32.730	2
9	差速锁踏板	Pedal, differential lock	885111800/1.32.727	1
10	卷簧销 4×24	Coil spring pin 4×24	13938070/12216	1
11	差速锁踏板臂合件	Pedal arm assembly, differential lock	5125948/1.32.721	1
12	销轴	Pin shaft	GB/T882-86	1
13	后连接叉	Rear coupling yoke	5112921/1.82.226	1
14	内六角圆柱头螺钉 M10×1.25×30	Hexagon socket screw M10×1.25×30	GB 70-85	3
15	垫圈 10-Zn	Spring washer 10-Zn	GB 93-87	3
16	差速锁分离机构调整垫片	Shim, differential lock release mechanism	5123691/1.32.739	按需
17	螺母 M10×1.25	Nut M10×1.25	GB 6173-86	1
18	差速锁操纵连接杆	Control connecting rod, differential lock	SZ804.38.101	1
19	差速锁分离机构支座	Support, differential lock release mechanism	1.32.745/5123692-1SZ	2
19.01	挡圈 16	Retaining ring 16	GB 894.1-86	1
19.02	差速锁操纵销轴	Control pin shaft, differential lock	5123690/1.32.737	1
19.03	差速锁操纵摇臂	Control rocker arm, differential lock	885125123/1.32.722	1
19.04	差速锁液压分离机构支座	Support, hydraulic release mechanism	5123689/1.32.735	1
19.05	分离机构衬套	Bush, release mechanism	5123694/1.32.747	1
19.06	差速锁摇臂回位弹簧	Return spring, differential lock rocker arm	5125755/1.32.753	1

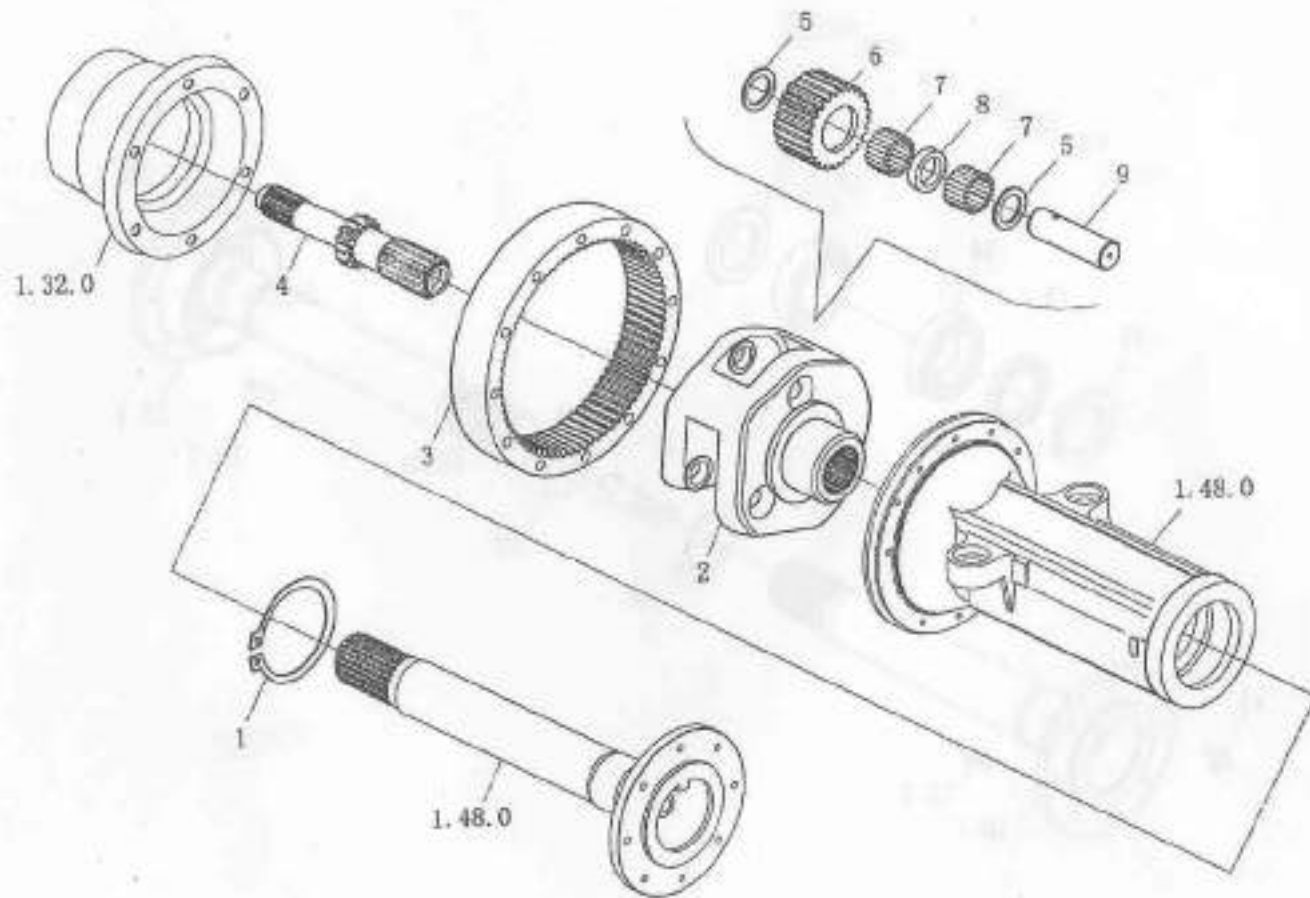
1.48 最终传动壳体和制动器壳体 Final transmission case and brake case



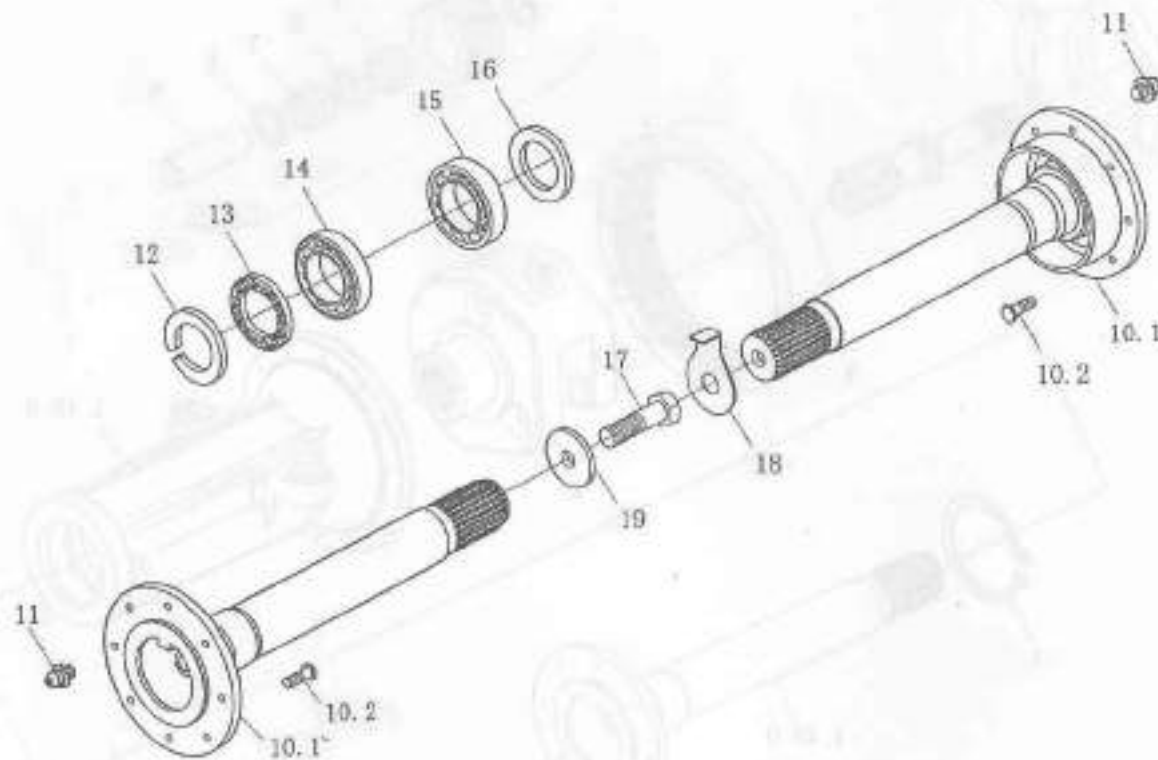
1.48 最终传动壳体 and 制动器壳体 Final transmission case and brake case

序号 No.	零件名称	Parts name	零件代号 Drawing No.	数量 Qty.
1	最终传动壳体	Final transmission case	904.1.48.004	2
2	螺母 M14 × 1.5 - Zn	Nut M14 × 1.5 - Zn	GB 6171 - 86	20
3	螺柱 M14 × 1.5 × 170	Stud M14 × 1.5 × 170	GB900 - 88	17
	M14 × 1.5 × 180	Stud M14 × 1.5 × 180	GB900 - 88	3
4	制动器壳体总成	Brake case assy	5153477SZ/1.48.015	2
4.1	制动器壳体	Brake case	5153476SZ/1.48.015	1
4.2	定位销 10 × 19.5	Dowel pin 10 × 19.5	5110094/1.48.050	4

1.48 最终传动齿轮装置 Final transmission gear



1.48 最终传动齿轮装置 Final transmission gear



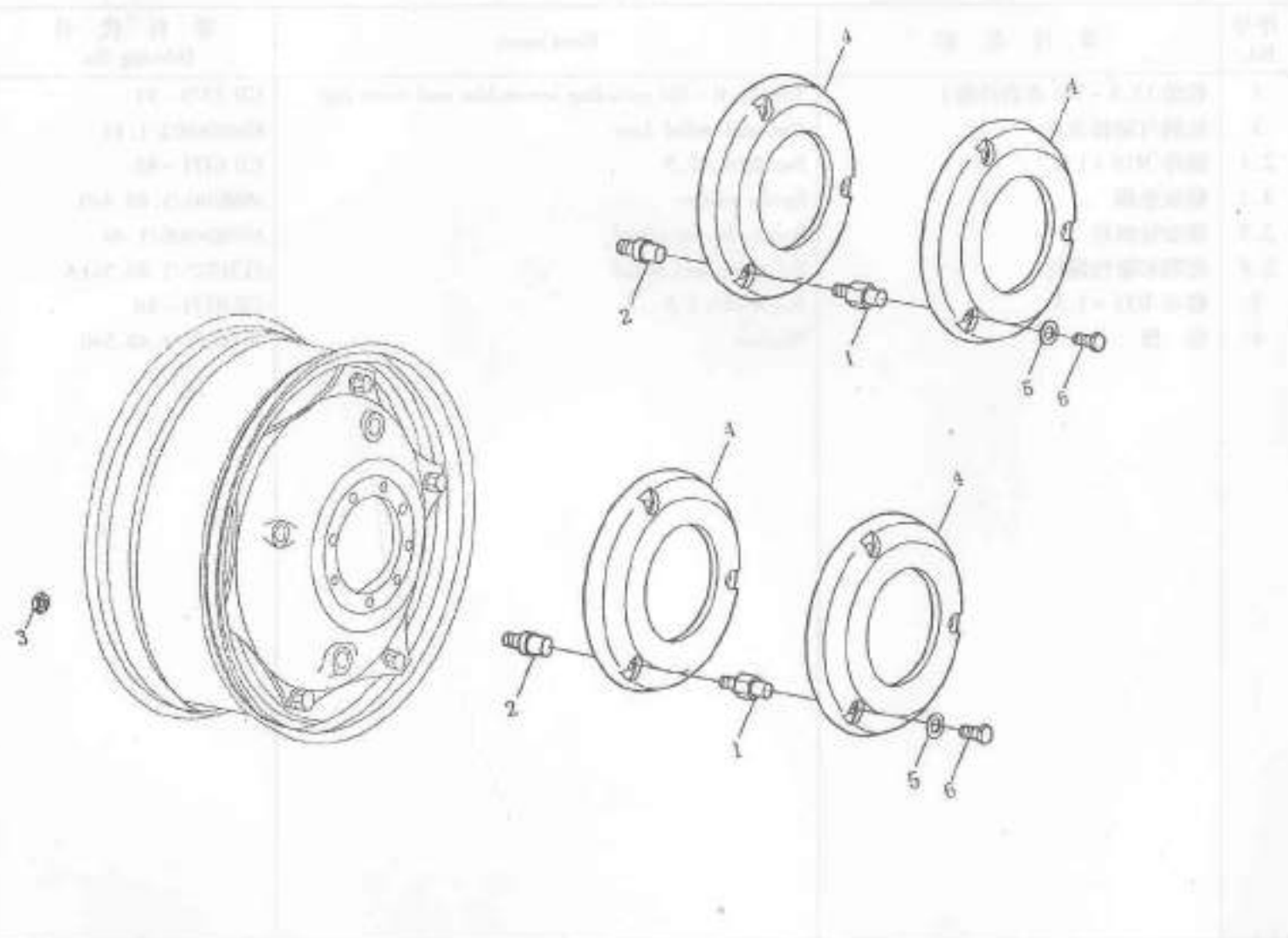
1.48 最终传动齿轮装置 Final transmission gear

序号 No.	零件名称	Parts name	零件代号 Drawing No.	数量 Qty.
1	行星轮轴挡圈	Retaining ring, epicyclic gear shaft	4998883/1.48.173	2
2	行星架	Epicyclic carrier	904.1.48.170	1
3	内齿圈	Ring gear	904.1.48.105	2
4	右太阳轮轴	Sun gear shaft, right hand	904.1.48.102	1
	左太阳轮轴	Sun gear shaft, left hand	904.1.48.103	1
5	行星轮轴承挡环	Snap ring, epicyclic gear bearing	4997200/1.48.152	12
6	行星齿轮	Epicyclic gear	904.1.48.106	6
7	行星齿轮滚针轴承 35.7 × 49.7 × 21	Needle bearing (35.7 × 49.7 × 21) epicyclic gear	5101688/1.48.172	6
8	滚针轴承隔圈	Spacing ring, needle bearing	904.1.48.175	6
9	行星轮轴	Shaft, epicyclic gear	904.1.48.171	6
10	驱动轮轴合件	Driving wheel shaft assy	904.1.48.010	2
10.1	驱动轮轴	Driving wheel shaft	904.1.48.110	2
10.2	驱动轮轴辐板螺栓	Bolt, disk spoke	44011089/1.49.512	16
11	直头黄油嘴 M10 × 1	Grease nipple M10 × 1	GB 1152 - 79	2
12	驱动轮轴密封垫圈	Seal ring, driving wheel shaft	5123054/1.48.151	2
13	驱动轮轴油封 100 × 130 × 16	Oil seal, driving wheel shaft 100 × 130 × 16	5123205/1.48.146	2
14	轴承 215	Bearing 215	GB 276 - 1994	2
15	轴承 214	Bearing 214	GB 276 - 1994	2
16	驱动轮轴调整垫片	Adjusting shim, driving wheel shaft	904.1.48.111 - 122	按需
17	螺钉 M16 × 1.5 × 45	Screw M16 × 1.5 × 45	14258034/10357/04	2
18	驱动轮轴锁片	Lock washer, driving wheel shaft	4997202/1.48.163	2
19	驱动轮轴垫圈	Washer, driving wheel shaft	904.1.48.162	2

1.49 驱动轮 Driving wheel

序号 No.	零件名称	Parts name	零件代号 Drawing No.	数量 Qty.
1	轮胎 13.6-38(含内外胎)	Tire 13.6-38(including innertube and cover tire)	GB 2979-91	2
2	轮辋与辐板合件	Rim and radial Assy	680804902/1.49	2
2.1	螺母 M16×1.5	Nut M16×1.5	GB 6171-86	16
2.2	辐板垫圈	Spoke washer	4986961/1.49.440	16
2.3	驱动轮辐板	Spoke, driving wheel	980804906/1.49	2
2.4	轮辋和辐板螺栓	Bolts, rim and radial	5131725/1.49.541A	16
3	螺母 M18×1.5	Nut M18×1.5	GB 6171-86	16
4	垫圈	Washer	4011091/1.49.540	16

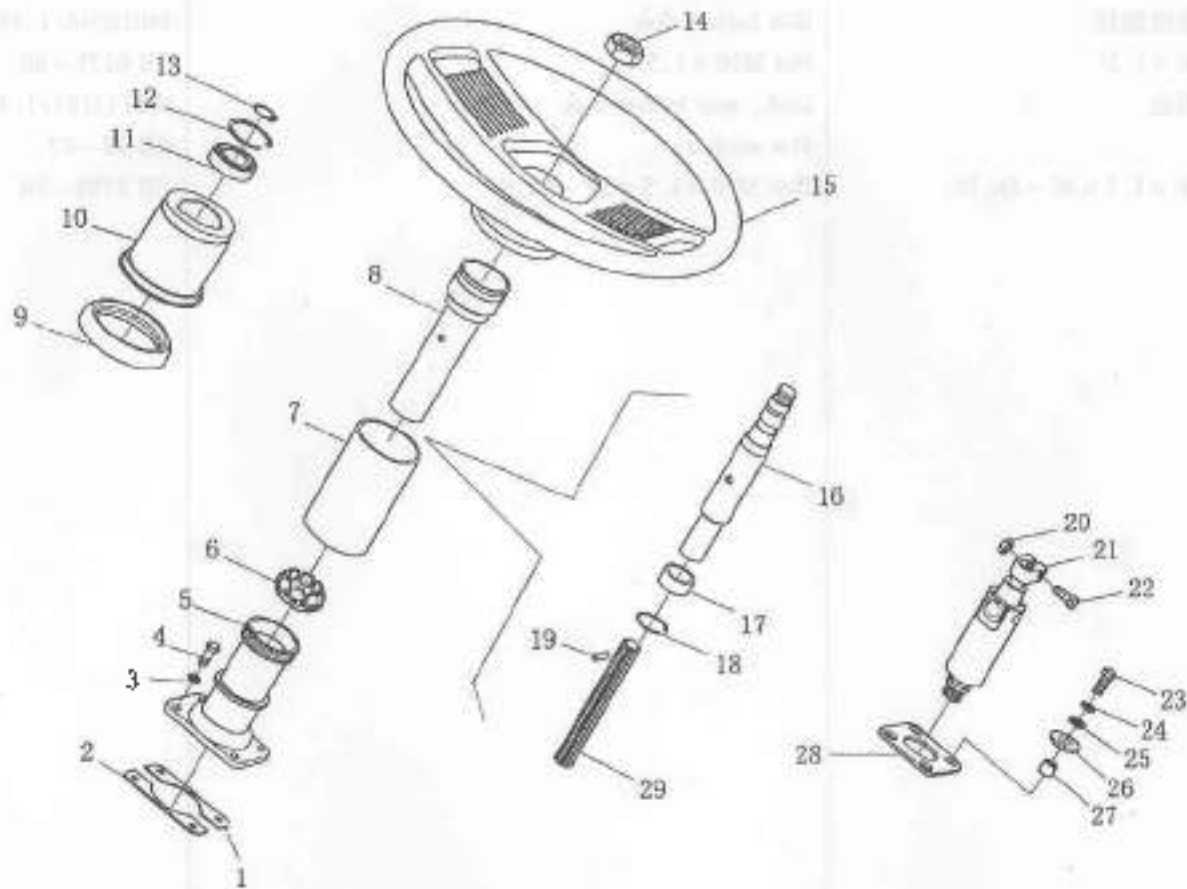
1.49 后配重 Rear ballast



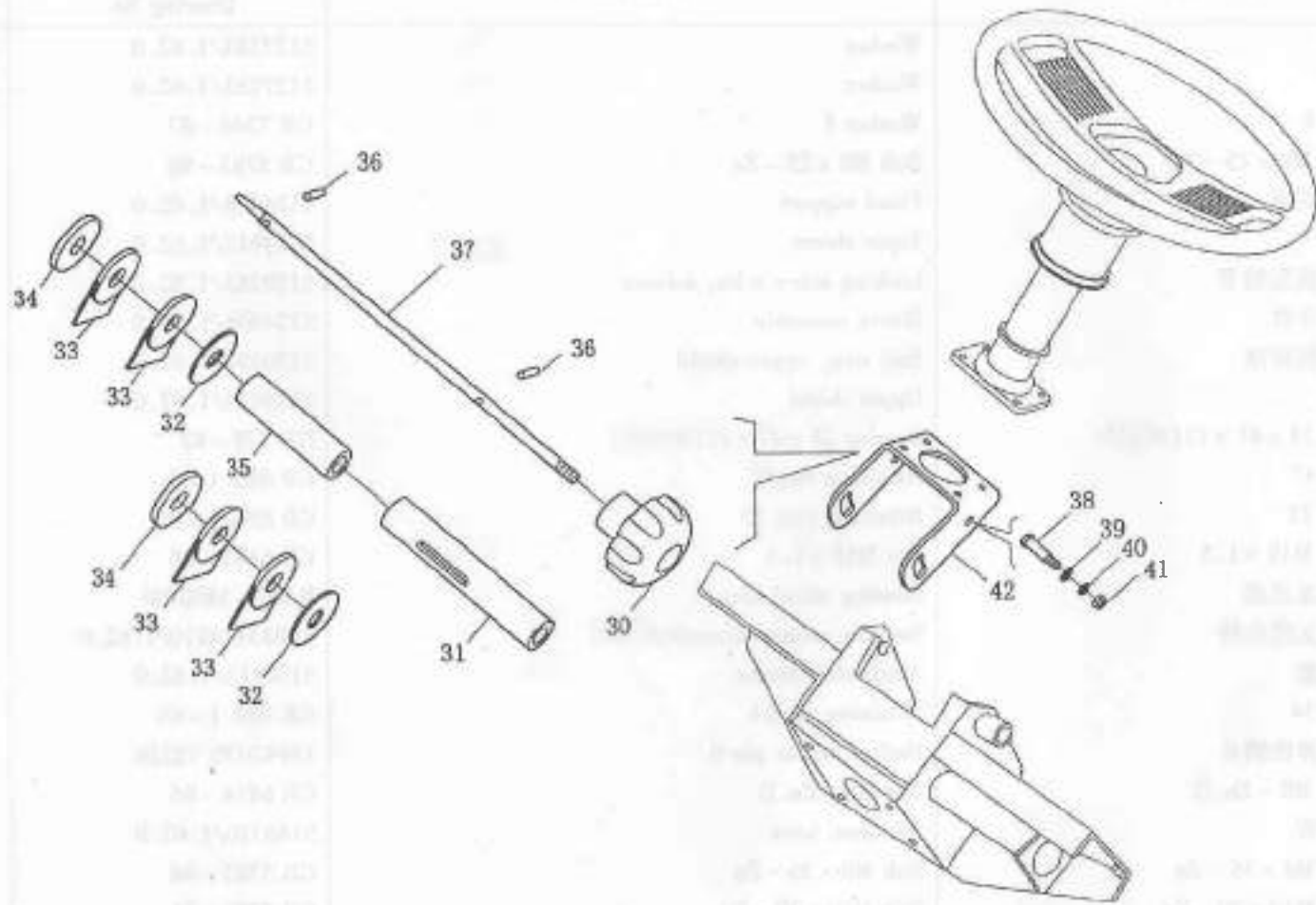
1.49 后配重 Rear ballast

序号 No.	零件名称	Parts name	零件代号 Drawing No.	数量 Qty.
1	配重盘套筒螺栓	Bolt ballast disk	44018047/1.49.726	12
2	配重盘套筒螺栓	Bolt ballast disk	44018046/1.49.723	6
3	螺母 M16 × 1.5	Nut M16 × 1.5	GB 6171 - 86	6
4	后配重圆盘	Disk, rear ballast disk	995113181/1.49.604	6
5	平垫	Flat washer	GB 93 - 87	6
6	螺栓 M16 × 1.5 × 30 - Zn. D	Bolt M16 × 1.5 × 30 - Zn. D	GB 5785 - 86	6

1.62 转向机 Steering wheel



1.62 转向机 Steering wheel



1.62 转向机 Steering wheel

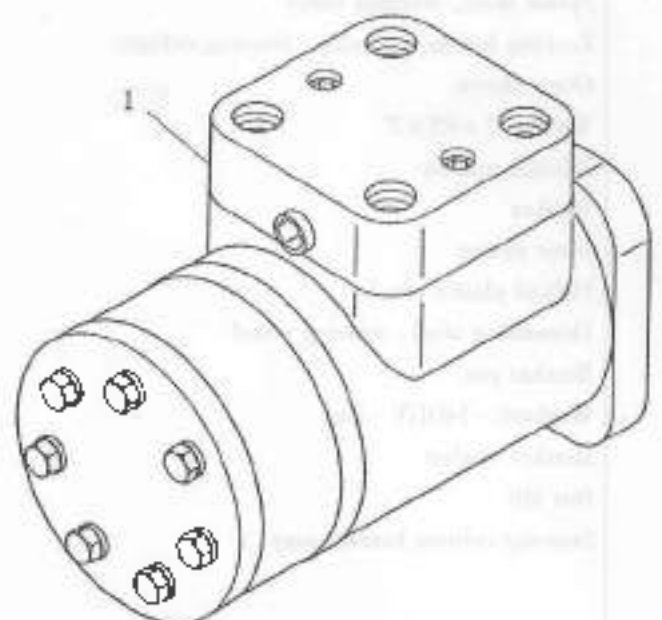
序号 No.	零件名称	Parts name	零件代号 Drawing No.	数量 Qty.
1	垫片	Washer	5127284/1.62.0	2-4
2	垫片	Washer	5127283/1.62.0	1-8
3	垫圈 8	Washer 8	GB 7244-87	4
4	螺栓 M8 × 25 - Zn	Bolt M8 × 25 - Zn	GB 5783-86	4
5	固定支座	Fixed support	5124918/1.62.0	0
6	锥套	Taper sleeve	5124917/1.62.0	0
7	立柱锁紧螺母	Locking screw tube, column	5139283/1.62.0	1
8	套管合件	Sleeve assembly	5124908/1.62.0	1
9	上罩密封圈	Seal ring, upper shield	5130351/1.62.0	1
10	上罩	Upper shield	5124923/1.62.0	1
11	轴承 25 × 47 × 12 (80105)	Bearing 25 × 47 × 12 (80105)	GB 278-82	1
12	挡圈 47	Retaining ring 47	GB 893.1-86	1
13	挡圈 25	Retaining ring 25	GB 894.1-86	1
14	螺母 M18 × 1.5	Nut M18 × 1.5	GB 6173-86	1
15	方向盘总成	Steering wheel assy	R400-3402000	1
16	转向立柱合件	Steering column assembly	8B885124910/1.62.0	1
17	减摩套	Antifriction sleeve	5124913/1.62.0	1
18	挡圈 34	Retaining ring 34	GB 893.1-86	1
19	螺旋弹性销 6	Helical elastic pin 6	13942070/12216	1
20	螺母 M8 - Zn, D	Nut M8 - Zn, D	GB 6814-86	1
21	万向节	Universal joint	5146310/1.62.0	1
22	螺栓 M8 × 36 - Zn	Bolt M8 × 36 - Zn	GB 5782-86	1
23	螺栓 M10 × 30 - Zn	Bolt M10 × 30 - Zn	GB 5783-86	4
24	垫圈 10	Washer 10	GB 93-87	4

1.62 转向机 Steering wheel

序号 No.	零件名称	Parts name	零件代号 Drawing No.	数量 Qty.
25	垫圈 10	Washer 10	GB 848 -85	4
26	垫块合件	Pad assembly	5119125/1. 87. 038	4
27	液压转向器衬套	Bush, hydraulic steering motor	5124936/1. 62. 0	4
28	液压转向器衬板	Plate, hydraulic steering motor	5124937/1. 62. 0	1
29	转向花键轴	Spline shaft, steering motor	5124912/1. 62. 0	1
30	转向柱锁定手柄合件	Locking handle assembly, Steering column	5124925/1. 62. 0	1
31	外套管	Outer sleeve	5124934/1. 62. 0	1
32	垫圈 15 × 45 × 2	Washer 15 × 45 × 2	5129834/1. 62. 0	2
33	摩擦片	Friction washer	5128972/1. 62. 0	4
34	垫圈	Washer	5129835/1. 62. 0	2
35	内套管	Inner sleeve	5124935/1. 62. 0	1
36	螺旋弹性销 5	Helical elastic pin 5	13940270/1. 62. 0	2
37	方向衬定位轴	Orientation shaft, steering wheel	5124933/1. 62. 0	1
38	支架销	Bracket pin	5110738/1. 62. 061	2
39	垫圈 8 - 140HV - Zn	Washer 8 - 140HV - Zn	GB 848 - 85	2
40	支架垫圈	Bracket washer	5111199/1. 62. 058	4
41	螺母 M8	Nut M8	GB 6184 - 86	2
42	转向柱支架总成	Steering column bracket assy	5124930/1. 62. 0	1


1.63 液压转向器 Hydraulic steering device

序号 No.	代号 Code	名称 Name	数量 Qty
1	25-28430	壳体 Casing	1
2	25-28431	前盖 Front cover	1
3	25-28432	后盖 Rear cover	1
4	25-28433	前盖螺栓 Front cover bolt	4
5	25-28434	后盖螺栓 Rear cover bolt	4
6	25-28435	前盖垫圈 Front cover gasket	1
7	25-28436	后盖垫圈 Rear cover gasket	1
8	25-28437	前盖密封环 Front cover seal ring	1
9	25-28438	后盖密封环 Rear cover seal ring	1
10	25-28439	前盖密封垫 Front cover seal pad	1
11	25-28440	后盖密封垫 Rear cover seal pad	1
12	25-28441	前盖密封垫圈 Front cover seal ring	1
13	25-28442	后盖密封垫圈 Rear cover seal ring	1
14	25-28443	前盖密封垫圈 Front cover seal ring	1
15	25-28444	后盖密封垫圈 Rear cover seal ring	1
16	25-28445	前盖密封垫圈 Front cover seal ring	1
17	25-28446	后盖密封垫圈 Rear cover seal ring	1
18	25-28447	前盖密封垫圈 Front cover seal ring	1
19	25-28448	后盖密封垫圈 Rear cover seal ring	1
20	25-28449	前盖密封垫圈 Front cover seal ring	1
21	25-28450	后盖密封垫圈 Rear cover seal ring	1
22	25-28451	前盖密封垫圈 Front cover seal ring	1
23	25-28452	后盖密封垫圈 Rear cover seal ring	1
24	25-28453	前盖密封垫圈 Front cover seal ring	1
25	25-28454	后盖密封垫圈 Rear cover seal ring	1
26	25-28455	前盖密封垫圈 Front cover seal ring	1
27	25-28456	后盖密封垫圈 Rear cover seal ring	1
28	25-28457	前盖密封垫圈 Front cover seal ring	1
29	25-28458	后盖密封垫圈 Rear cover seal ring	1
30	25-28459	前盖密封垫圈 Front cover seal ring	1
31	25-28460	后盖密封垫圈 Rear cover seal ring	1
32	25-28461	前盖密封垫圈 Front cover seal ring	1
33	25-28462	后盖密封垫圈 Rear cover seal ring	1
34	25-28463	前盖密封垫圈 Front cover seal ring	1
35	25-28464	后盖密封垫圈 Rear cover seal ring	1
36	25-28465	前盖密封垫圈 Front cover seal ring	1
37	25-28466	后盖密封垫圈 Rear cover seal ring	1
38	25-28467	前盖密封垫圈 Front cover seal ring	1
39	25-28468	后盖密封垫圈 Rear cover seal ring	1
40	25-28469	前盖密封垫圈 Front cover seal ring	1
41	25-28470	后盖密封垫圈 Rear cover seal ring	1
42	25-28471	前盖密封垫圈 Front cover seal ring	1
43	25-28472	后盖密封垫圈 Rear cover seal ring	1
44	25-28473	前盖密封垫圈 Front cover seal ring	1
45	25-28474	后盖密封垫圈 Rear cover seal ring	1
46	25-28475	前盖密封垫圈 Front cover seal ring	1
47	25-28476	后盖密封垫圈 Rear cover seal ring	1
48	25-28477	前盖密封垫圈 Front cover seal ring	1
49	25-28478	后盖密封垫圈 Rear cover seal ring	1
50	25-28479	前盖密封垫圈 Front cover seal ring	1
51	25-28480	后盖密封垫圈 Rear cover seal ring	1
52	25-28481	前盖密封垫圈 Front cover seal ring	1
53	25-28482	后盖密封垫圈 Rear cover seal ring	1
54	25-28483	前盖密封垫圈 Front cover seal ring	1
55	25-28484	后盖密封垫圈 Rear cover seal ring	1
56	25-28485	前盖密封垫圈 Front cover seal ring	1
57	25-28486	后盖密封垫圈 Rear cover seal ring	1
58	25-28487	前盖密封垫圈 Front cover seal ring	1
59	25-28488	后盖密封垫圈 Rear cover seal ring	1
60	25-28489	前盖密封垫圈 Front cover seal ring	1
61	25-28490	后盖密封垫圈 Rear cover seal ring	1
62	25-28491	前盖密封垫圈 Front cover seal ring	1
63	25-28492	后盖密封垫圈 Rear cover seal ring	1
64	25-28493	前盖密封垫圈 Front cover seal ring	1
65	25-28494	后盖密封垫圈 Rear cover seal ring	1
66	25-28495	前盖密封垫圈 Front cover seal ring	1
67	25-28496	后盖密封垫圈 Rear cover seal ring	1
68	25-28497	前盖密封垫圈 Front cover seal ring	1
69	25-28498	后盖密封垫圈 Rear cover seal ring	1
70	25-28499	前盖密封垫圈 Front cover seal ring	1
71	25-28500	后盖密封垫圈 Rear cover seal ring	1

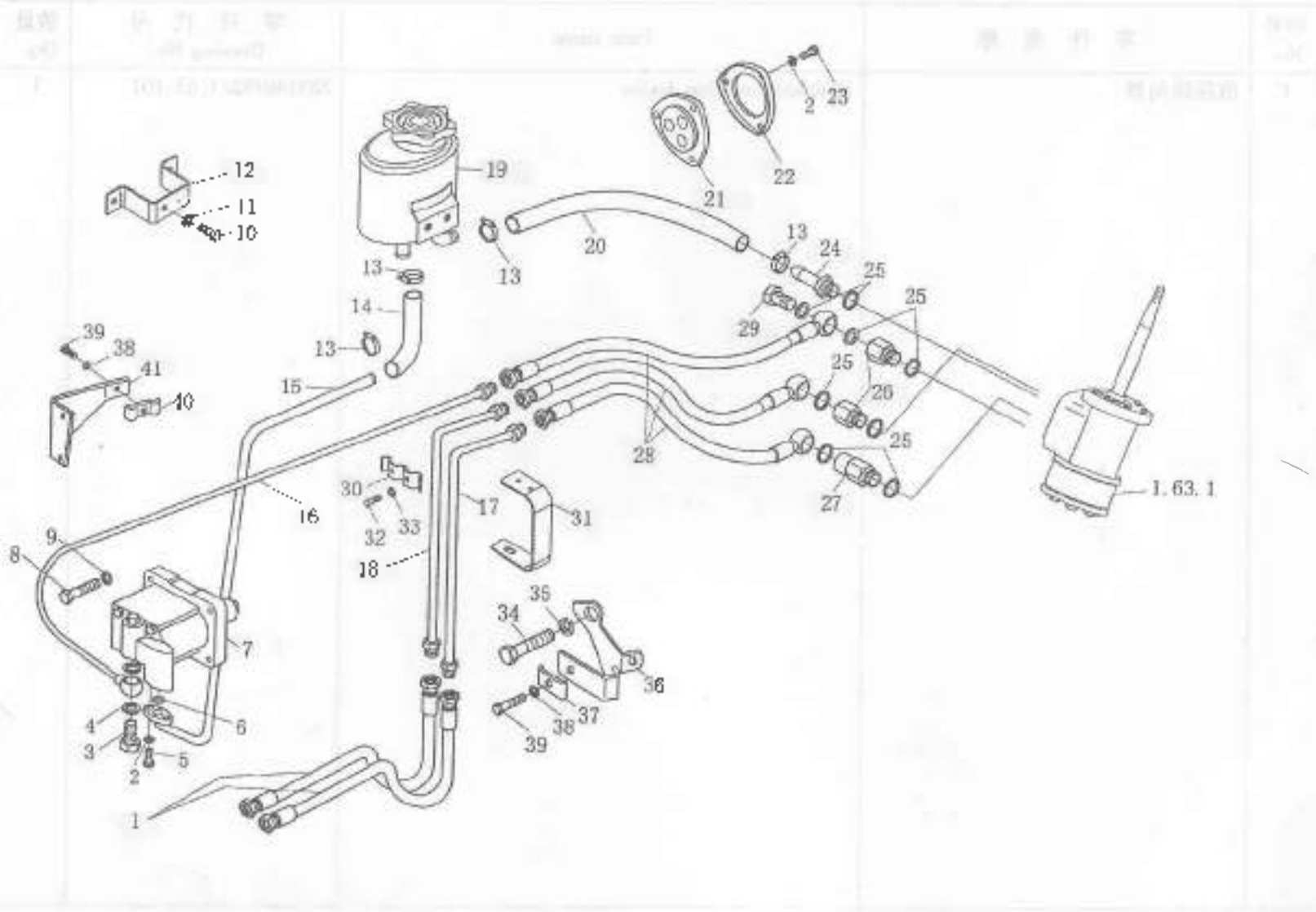


I.63 液压转向器 Hydraulic steering device

序号 Nn.	零件名称	Parts name	零件代号 Drawing No.	数量 Qty.
1	液压转向器	Hydraulic steering device	885140392/1.63.101	1



1.63 转向系统油管 Pump - tank - pipes of hydraulic steering



1.63 转向系统油管 Pump - tank - pipes of hydraulic steering

序号 No.	零件名称	Parts name	零件代号 Drawing No.	数量 Qty.
1	油缸软管 8 × 400	Hose 8 × 440, steering hydraulic cylinder	51265385Z/1.63.884	1
2	油缸软管 8 × 440	Hose 8 × 400, steering hydraulic cylinder	44905874/1.63.8	1
2	垫圈 8	Spring washer 8	GB 7244 - 87	7
3	空心螺栓	Hollow bolt	885105699/1.63	1
4	矩形截面密封圈 18 × 24 × 1.5	Square section seal ring 18 × 24 × 1.5	10259960/14607	2
5	螺栓 M8 × 28	Bolt M8 × 28	16043724/10312	2
6	O形圈 26 × 2.6	O - seal ring 26 × 2.6	GB 1235 - 76	1
7	转向泵	Steering hydraulic pump	HL1B - D16/12	1
8	螺栓 M8 × 35	Bolt M8 × 35	GB 5782 - 86	4
9	垫圈 8	Washer 8	GB 93 - 87	4
10	螺栓 M10 × 20	Bolt M10 × 20	GB 21 - 76	2
11	垫圈 10	Washer 10	GB 93 - 76	2
12	转向油箱支架	Bracket, steering oil tank	SZ904.40.104	1
13	环箍 (Φ22 - Φ32mm)	Hoop (Φ22 - Φ32mm)	JK - X	4
14	软管 16 × 300	Hose 16 × 300	SZ904.40.106	1
15	油泵进油管总成	Inlet pipe assy, hydraulic pump	885132055/1.63.814	1
16	转向器进油管总成	Inlet pipe assy, steering device	SZ904.40.011	1
17	右转向输油管总成	Oil feed pipe assy, steering right	SZ904.40.013	1
18	左转向输油管总成	Oil feed pipe assy, steering left	SZ904.40.012	1
19	转向器油箱总成	Steering device oil tank assy	5126670/1.63.804A	1
19.1	液压转向器油箱总成	Hydraulic steering device oil tank assy	5126668/1.63.804	1
19.2	带密封垫的油箱盖	Oil tank cover with oil seal washer	5111699/1.63.841B	1
19.3	过滤器外壳	Filter shell	4997991/1.63.857	1
19.4	弹簧	Spring	5103058/1.63.807	1

1.63 转向系统油管 Pump - tank - pipes of hydraulic steering

序号 No.	零件名称	Parts name	零件代号 Drawing No.	数量 Qty.
19.5	滤芯总成	Oil filter assy	4997992/1.63.858	1
20	软管 16 × 950	Hose 16 × 950	SZ904.40.107	1
21	转向器软管护垫	Pad, steering device hose	5126691/1.63.876	1
22	转向器软管法兰盘	Flange disk, steering device	5126690/1.63.875	1
23	螺栓 M8 × 25	Bolt M8 × 25	GB 5782 - 86	3
24	转向器回油管总成	Oil return pipe assy, steering device	885126687/1.63.824	1
25	矩形截面密封环 21.1 × 26 × 2	Square section oil seal ring 21.1 × 26 × 2	44019496/1.63.898	10
26	转向器软管接头	Hose joint, steering device	885126686/1.63.877	2
27	转向器软管接头	Hose joint, steering device	885126685/1.63.878	2
28	转向器软管 8 × 615	Steering device hose 8 × 615	5126673/1.63.834	3
29	空心螺栓	Hollow bolt	5112983/1.63.891	1
30	管夹	Clip, oil pipe	880006302/1.63	1
31	转向器油管支架	Steering device bracket, oil pipe	SZ904.40.40.105	1
32	螺栓 M6 × 20	Bolt M6 × 20	GB 818 - 85	2
33	垫圈 6	Washer 6	GB 93 - 76	2
34	螺栓 M16 × 80	Bolt M16 × 80	GB 5782 - 86	1
35	垫圈 16	Washer 16	GB 93 - 87	1
36	油管支架	Bracket, steering oil pipe	1.63.583/5149037	1
37	油管夹子	Clip, oil pipe	1.63.832/5137954	1
38	垫圈 6	Spring washer 6	GB 7244 - 87	2
39	螺栓 M6 × 14	Bolt M6 × 14	10902124/10312	2
40	油管夹子	Clip, oil pipe	4999554/1.63.853	1
41	油管支架	Bracket, steering oil pipe	5149036/1.63.896	1

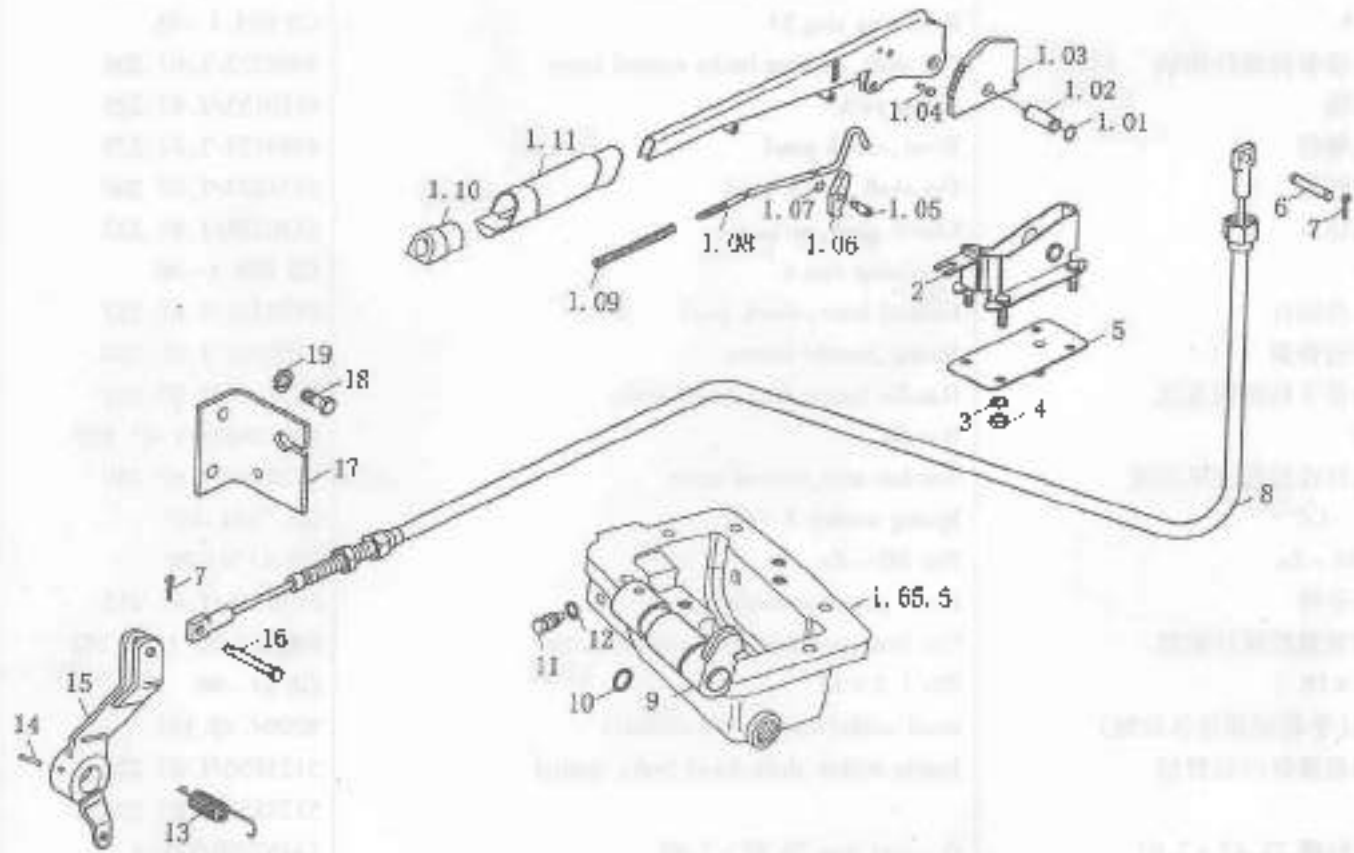
1.65 行驶制动器 Travel brake

序号	零件名称	规格	数量	备注
1	制动鼓	Φ140×110	1	
2	制动蹄	120×75.2×25	2	
3	制动蹄片	Φ140×110	1	
4	制动蹄轴	Φ140×110	1	
5	制动蹄衬套	Φ140×110	1	
6	制动蹄簧	Φ140×110	1	
7	制动蹄轴套	Φ140×110	1	

1.65 行驶制动器 Travel brake

序号 No.	零件名称	Parts name	零件代号 Drawing No.	数量 Qty.
1	制动器放油塞	Oil drain plug, travel brake	5117615/1.65.344	2
2	放气螺钉 M12 × 1.25 × 24	Air - bleed screw M12 × 1.25 × 24	5106843/1.65.322	2
3	制动器活塞内密封圈	Inner seal ring, piston	5105534/1.65.330	2
4	制动器活塞	Piston travel brake	5110135SZ/1.65.325	2
5	制动器从动盘总成	Driven disk assey, travel brake	8A4997208/1.65.327A	2
6	制动器活塞外密封圈	Outer seal ring, piston	5105536/1.65.331	2
7	制动器衬盘	Disk, travel brake	5110138/1.65.370	2

1.67 停车制动器操纵机构 Parking brake control mechanism



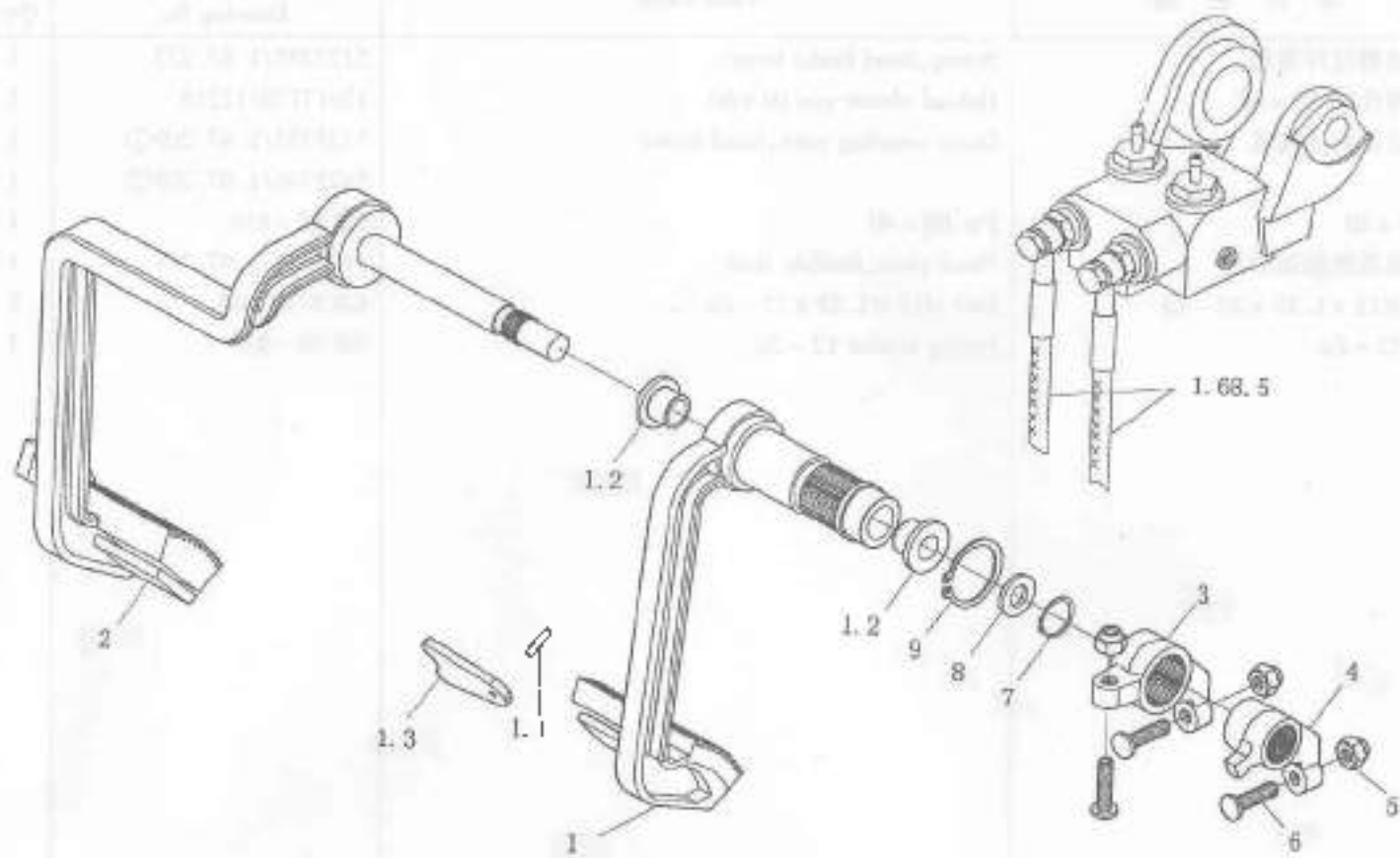
1.67 停车制动器操纵机构 Parking brake control mechanism

序号 No.	零件名称	Parts name	零件代号 Drawing No.	数量 Qty.
1	手制动器操纵杆总成	Control lever assy, hand brake	5128767/1.67.206	1
1.01	挡圈 14	Retaining ring 14	GB 894.1-86	2
1.02	停车制动器操纵杆销轴	Pin shaft, parking brake control lever	4988275/1.67.208	1
1.03	扇形齿板	Sector rack	5110153/1.67.225	1
1.04	限位爪铆钉	Rivet, check pawl	4985127/1.67.227	1
1.05	限位爪销轴	Pin shaft, check pawl	5131437/1.67.260	1
1.06	停车限位爪	Check pawl, parking	5110155/1.67.223	1
1.07	挡圈 6	Retaining ring 6	GB 894.1-86	1
1.08	限位爪控制杆	Control lever, check pawl	5128712/1.67.212	1
1.09	手柄按钮弹簧	Spring, handle button	5105729/1.67.253	1
1.10	手制动器手柄按钮总成	Handle button assy, hand brake	5131438/1.67.221	1
1.11	手柄	Handle	885128431/1.67.220	1
2	手制动器操纵杆支架总成	Bracket assy, control lever	5128389/1.67.249	1
3	垫圈 8 - Cd	Spring washer 8 - Cd	GB 7244-87	4
4	螺母 M8 - Zn	Nut M8 - Zn	GB 6170-86	4
5	固定板合件	Fixed plate assembly	5125748/1.67.215	1
6	停车制动器操纵杆销轴	Pin shaft, parking brake control lever	8A5105280/1.67.242	1
7	销 3.2 × 18	Pin 3.2 × 18	GB 91-86	1
8	钢丝绳(手制动器操纵软轴)	Steel cable(hand brake control)	SZ904.43.101	1
9	手制动器操纵内摇臂轴	Inside rocker shaft, hand brake control	5123850/1.67.224① 5123852/1.67.224②	1 1
10	O形密封圈 23.47 × 2.62	O-seal ring 23.47 × 2.62	14457780/14618	1
11	专用六角螺栓 M12 × 1.25 × 14	M12 × 1.25 × 14	5118107/1.67.220	1
12	矩形截面密封圈 12 × 18 × 1.5	Square section seal ring 12 × 18 × 1.5	10298460/14607	1

1.67 停车制动器操纵机构 Parking brake control mechanism

序号 No.	零件名称	Parts name	零件代号 Drawing No.	数量 Qty.
13	手制动器杠杆弹簧	Spring, hand brake lever	5127195/1.67.273	1
14	螺旋弹性销 10 × 60	Helical elastic pin 10 × 60	13917170/12215	1
15	手制动器外连接叉	Outer coupling yoke, hand brake	5125732/1.67.209① 5125740/1.67.209②	1 1
16	销 B8 × 40	Pin B8 × 40	GB 82 - 856	1
17	手制动器软轴固定板	Fixed plate, flexible shaft	5125735/1.67.271	1
18	螺栓 M12 × 1.25 × 25 - Zn	Bolt M12 × 1.25 × 25 - Zn	GB 5786 - 86	2
19	垫圈 12 - Zn	Spring washer 12 - Zn	GB 93 - 87	1

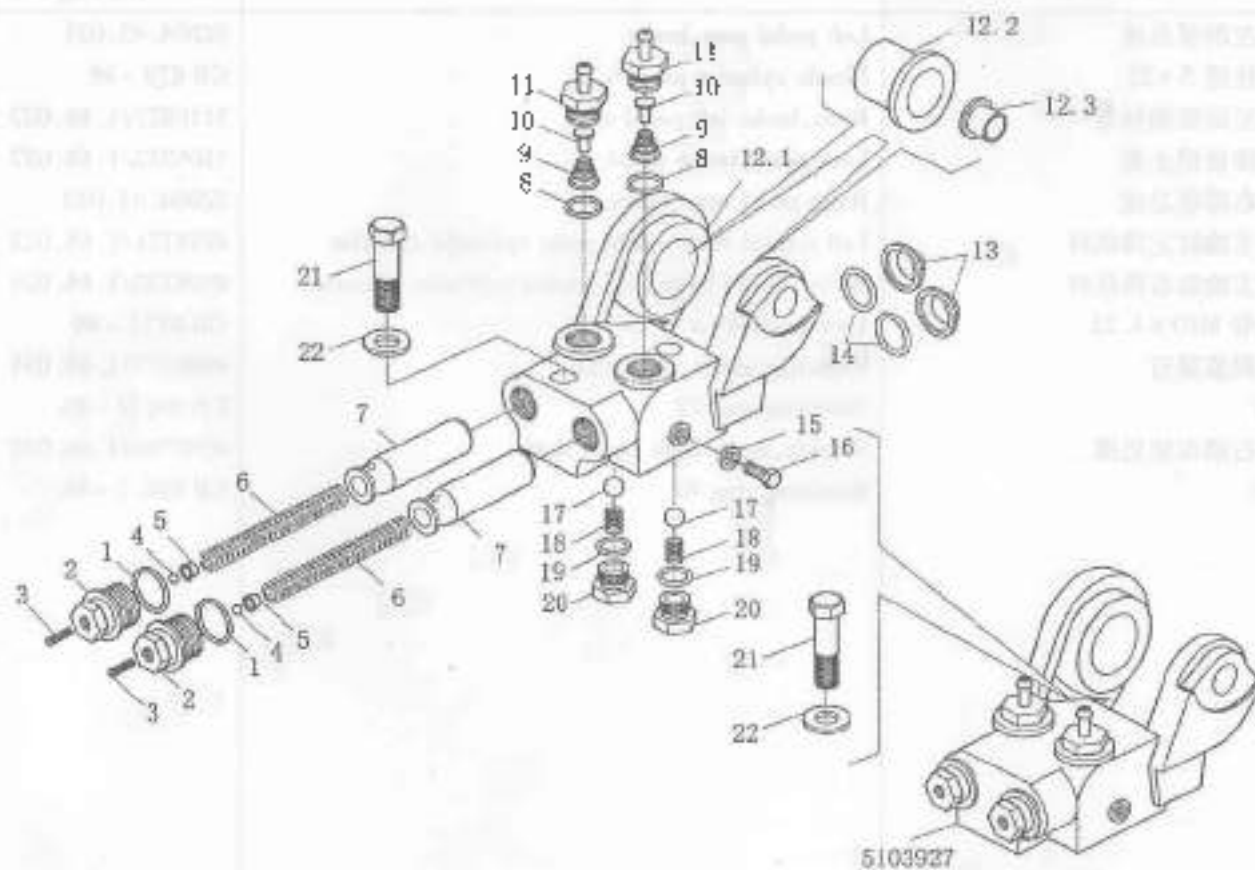
1.68 行驶制动器踏板操纵机构 Pedal control mechanism of travel brake



1.68 行驶制动器踏板操纵机构 Pedal control mechanism of travel brake

序号 No.	零件名称	Parts name	零件代号 Drawing No.	数量 Qty.
1	制动器左踏板总成	Left pedal assy, brake	SZ804.43.031	1
1.1	弹性圆柱销 5×22	Elastic cylinder pin 5×22	GB 879-86	1
1.2	制动器左踏板轴衬套	Bush, brake left pedal shaft	5110827/1.68.022	1
1.3	制动器踏板锁止板	Lock plate, brake pedal	5106952/1.68.052	1
2	制动器右踏板总成	Right pedal assy, brake	SZ804.43.033	1
3	制动器主油缸左操纵杆	Left control lever, brake main hydraulic cylinder	4998721/1.68.023	1
4	制动器主油缸右操纵杆	Right control lever, brake main hydraulic cylinder	4998722/1.68.024	1
5	锁紧螺母 M10×1.25	Lock nut M10×1.25	GB 6173-86	3
6	脚踏板调整螺钉	Adjusting screw, foot pedal	4998727/1.68.031	1
7	挡圈 17	Retaining ring 17	GB 894.1-86	1
8	制动器右踏板轴垫圈	Washer, brake right pedal shaft	4998760/1.68.035	1
9	挡圈 40	Retaining ring 40	GB 894.1-86	1

1.68 行驶制动器制动泵 Brake pump of travel brake



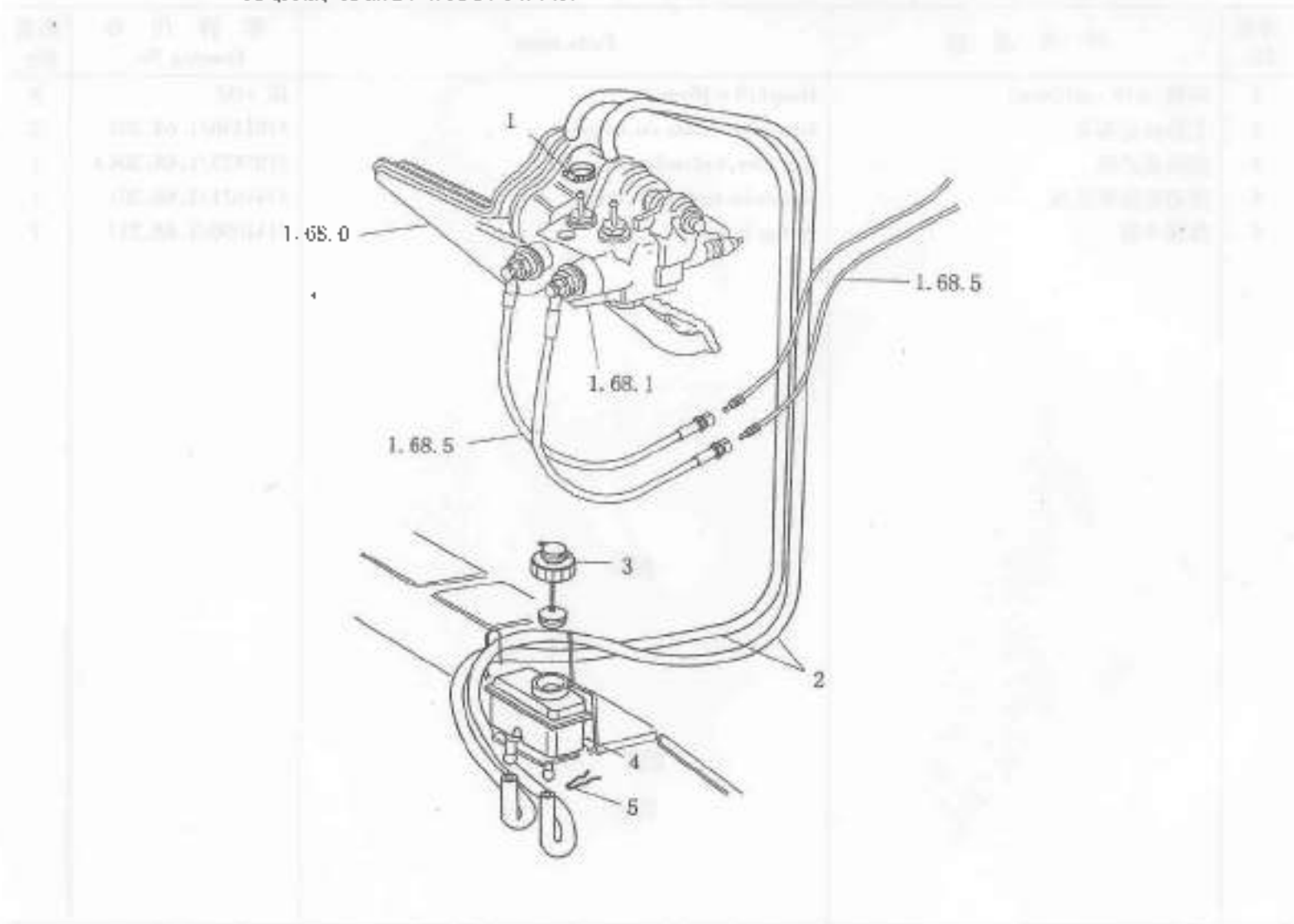
1.68 行驶制动器制动泵 Brake pump of travel brake

序号 No.	零件名称	Parts name	零件代号 Drawing No.	数量 Qty.
	制动器主油缸总成	Main hydraulic cylinder assy, brake	1.68.102/8A4998964SZ	1
1	O形密封圈 26.64 × 2.62	O - seal ring 26.64 × 2.62	14457980/14618	2
2	节流阀螺塞 M30 × 1.5	Screw plug M30 × 1.5, throttle valve	885103904/1.68.121	2
3	节流阀弹簧	Spring, throttle valve	4999311/1.68.118	2
4	钢球 6.35	Ball 6.35	GB 308 - 84	2
5	节流球阀座	Ball seat, throttle valve	4997676/1.68.117	2
6	活塞和踏板回位弹簧	Return spring, piston and pedal	5101715/1.68.110	2
7	制动泵主油缸活塞	Piston, main hydraulic cylinder	4999443/1.68.108	1
8	O形密封圈 18.72 × 2.62	O - seal ring 18.72 × 2.62	14457480/14618	2
9	止回阀弹簧	Spring, check valve	4999488/1.68.113	2
10	止回阀	Check valve	884997674/1.68.112	2
11	止回阀螺塞 M22 × 1.5	Screw plug, check valve M22 × 1.5	5129893/1.68.123	2
12	制动液压泵壳体带衬套和钢球	Brake pump case with bush and ball	4999492/1.68.1.04A	1
12.1	制动液压泵壳体	Case, brake hydraulic pump	4999491/1.68.104	1
12.2	右制动器踏板轴衬套	Bush, right brake pedal shaft	5110825/1.68.011	1
12.3	左制动器踏板轴衬套	Bush, left brake pedal shaft	5110826/1.68.020	1
13	密封环	Seal ring	884997684/1.68.125	2
14	O形密封圈 24.99 × 3.53	O - seal ring 24.99 × 3.53	14463280/14168	2
15	矩形截面密封圈 10 × 16 × 1	Square section seal ring 10 × 16 × 1	10298360/14607	1
16	制动泵油道堵头	Plug, brake pump oil way	881006801	1
17	钢球 12.7	Ball 12.7	GB 308 - 84	2
18	补偿阀弹簧	Spring, compensating valve	4997676/1.68.119	2
19	O形密封圈 17.12 × 2.62	O - seal ring 17.12 × 2.62	14457380/14618	2
20	补偿阀螺塞	Screw plug, compensating valve	4997680/1.68.119	2

1.68 行驶制动器制动泵 Brake pump of travel brake


序号 No.	零件名称	Parts name	零件代号 Drawing No.	数量 Qty.
21	螺栓 M16 × 1.5 × 90	Bolt M16 × 1.5 × 90	GB 5785 - 86	2
22	垫圈 16	Washer 16	GB 97.1 - 85	2
23	螺母 M16 × 1.5 × 90	Nut M16 × 1.5 × 90	GB 6170 - 86	2
24	轴套	Shaft sleeve	100.00.01.0000000	1
25	轴套	Shaft sleeve	100.00.01.0000000	1
26	轴套	Shaft sleeve	100.00.01.0000000	1
27	轴套	Shaft sleeve	100.00.01.0000000	1
28	轴套	Shaft sleeve	100.00.01.0000000	1
29	轴套	Shaft sleeve	100.00.01.0000000	1
30	轴套	Shaft sleeve	100.00.01.0000000	1
31	轴套	Shaft sleeve	100.00.01.0000000	1
32	轴套	Shaft sleeve	100.00.01.0000000	1
33	轴套	Shaft sleeve	100.00.01.0000000	1
34	轴套	Shaft sleeve	100.00.01.0000000	1
35	轴套	Shaft sleeve	100.00.01.0000000	1
36	轴套	Shaft sleeve	100.00.01.0000000	1
37	轴套	Shaft sleeve	100.00.01.0000000	1
38	轴套	Shaft sleeve	100.00.01.0000000	1
39	轴套	Shaft sleeve	100.00.01.0000000	1
40	轴套	Shaft sleeve	100.00.01.0000000	1
41	轴套	Shaft sleeve	100.00.01.0000000	1
42	轴套	Shaft sleeve	100.00.01.0000000	1
43	轴套	Shaft sleeve	100.00.01.0000000	1
44	轴套	Shaft sleeve	100.00.01.0000000	1
45	轴套	Shaft sleeve	100.00.01.0000000	1
46	轴套	Shaft sleeve	100.00.01.0000000	1
47	轴套	Shaft sleeve	100.00.01.0000000	1
48	轴套	Shaft sleeve	100.00.01.0000000	1
49	轴套	Shaft sleeve	100.00.01.0000000	1
50	轴套	Shaft sleeve	100.00.01.0000000	1

1.68 行驶制动器操纵机构油箱 Oil tank of travel brake Control Mechanism

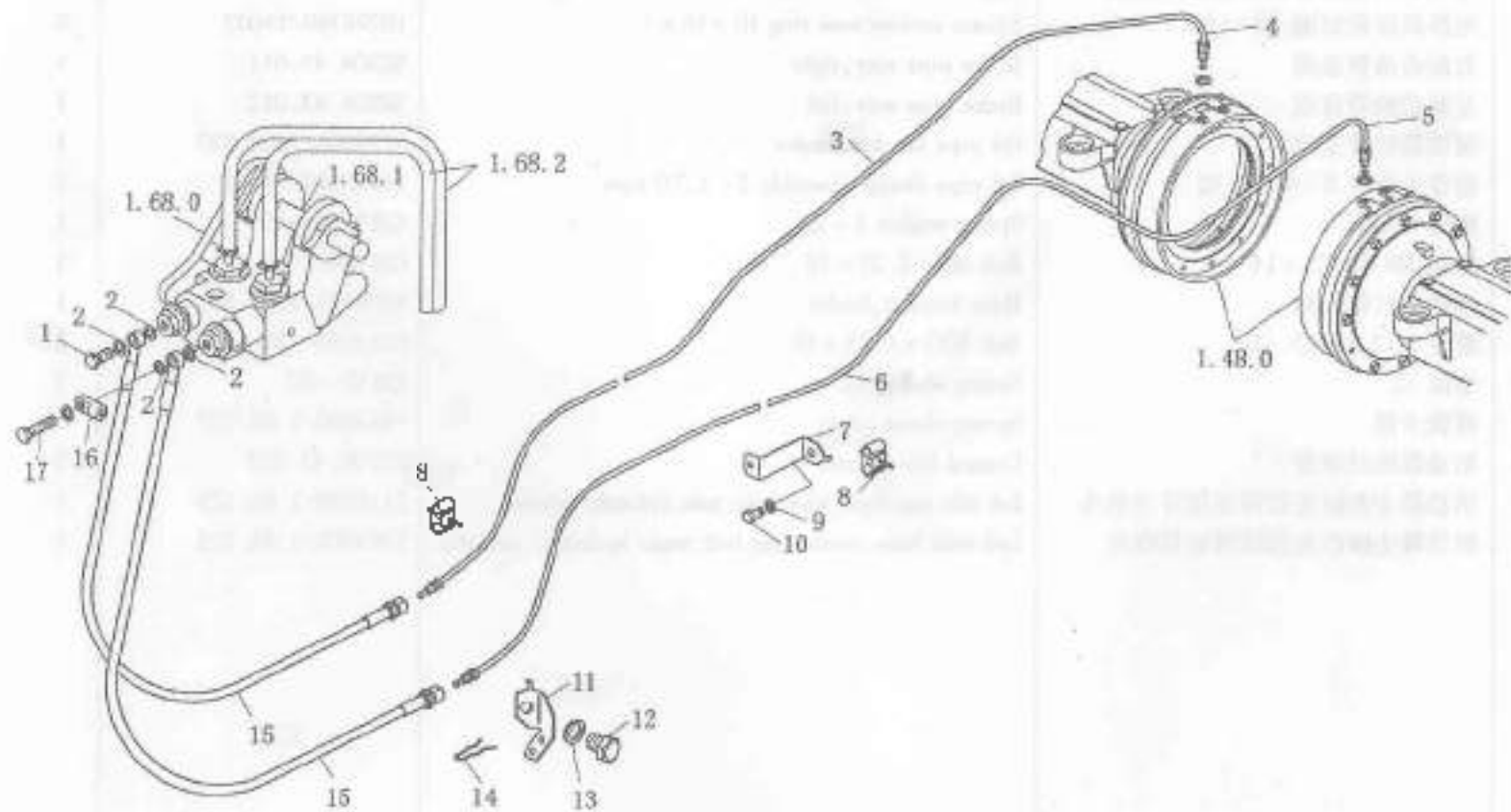


1.68 行驶制动器操纵机构油箱 Oil tank of travel brake Control Mechanism

序号 No.	零件名称	Parts name	零件代号 Drawing No.	数量 Qty.
1	环箍(φ10~φ16mm)	Hoop(10-16mm)	JK-401	4
2	主油缸进油管	Inlet pipe, main oil cylinder	5101336/1.68.205	2
3	油箱盖总成	Cap assy, hydraulic tank	5105873/1.68.206A	1
4	制动器油箱总成	Hydraulic tank assy, brake	5141671/1.68.201	1
5	弹簧卡箍	Spring hoop	5141690/1.68.227	2



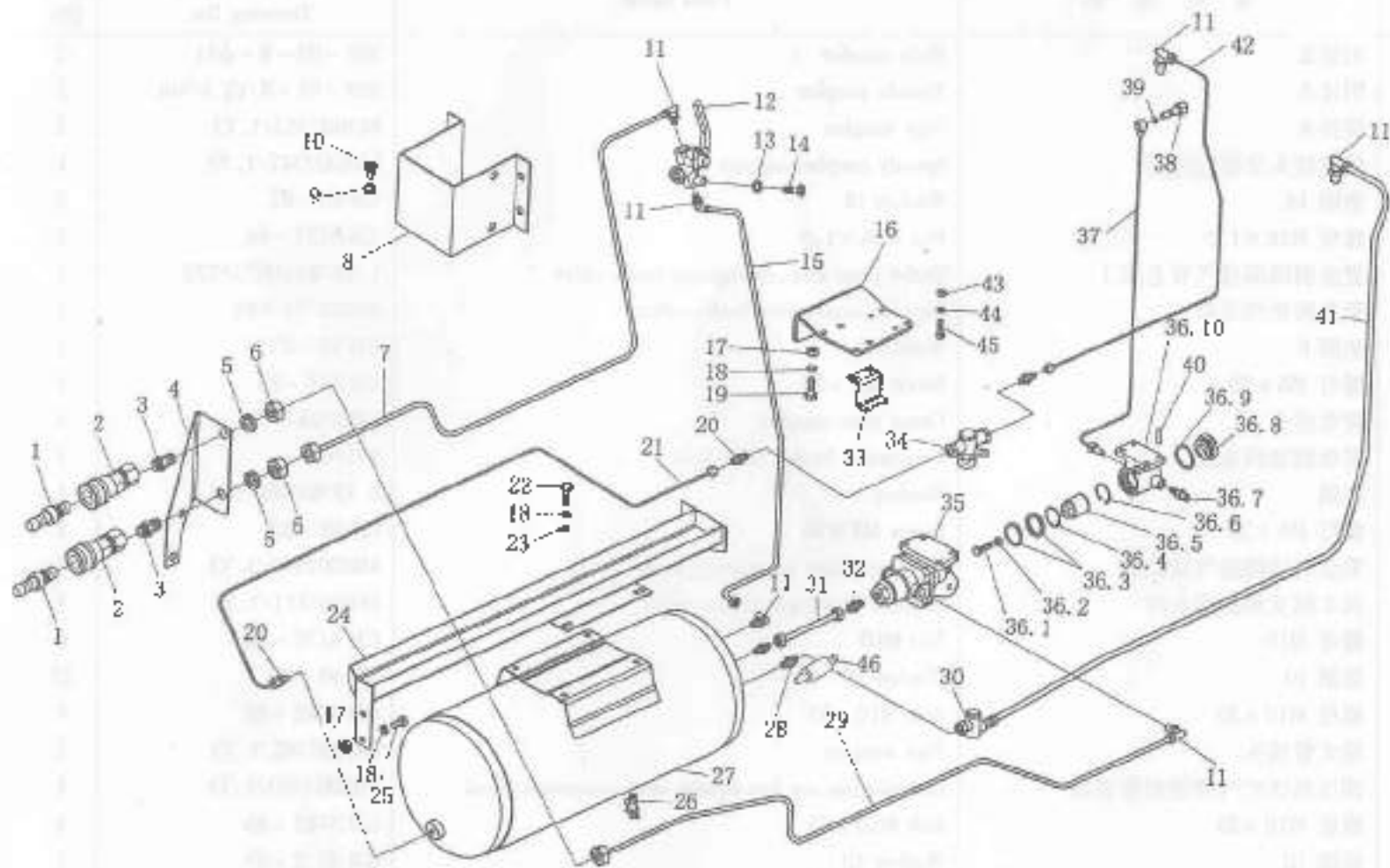
1.68 行驶制动器管路 Travel brake pipes



1.68 行驶制动器管路 Travel brake pipes

序号 No.	零件名称	Parts name	零件代号 Drawing No.	数量 Qty.
1	制动器上轴缸右侧软管连接螺栓	Right side hose connecting bolt, brake main hydraulic cylinder	885111684/1.68.523	1
2	矩形截面密封圈 10×16×1	Square section seal ring 10×16×1	10298360/14607	8
3	右制动油管总成	Brake pipe assy, right	SZ804.43.011	1
4	左制动油管总成	Brake pipe assy, left	SZ804.43.012	1
5	制动器软管支架	Oil pipe bracket, brake	5129308/1.68.527	1
6	油管夹合件 2-4.7-D型	Oil pipe clamp assembly 2-4.7D type	14575380/14562	2
7	垫圈 8-Zn	Spring washer 8-Zn	GB 7244-87	1
8	螺栓 M8×1.25×14	Bolt M8×1.25×14	GB 5783-86	1
9	制动器软管支架	Hose bracket, brake	5129307/1.68.527	1
10	螺栓 M12×1.25×16	Bolt M12×1.25×16	GB 5786-86	1
11	垫圈 12	Spring washer 12	GB 93-87	1
12	弹簧卡箍	Spring clamp	5141690/1.68.227	2
13	制动器操纵软管	Control hose, brake	SZ804.43.013	2
14	制动器主油缸左侧停车信号接头	Left side stop signal joint, brake main hydraulic cylinder	5111683/1.68.521	1
15	制动器主油缸左侧软管连接螺栓	Left side hose connecting bolt, main hydraulic cylinder	5103908/1.68.522	1

1.73 拖车制动系统(选装) Trailer Brake System(Optional)



1.73 拖车制动系统(选装) Trailer Brake System(Optional)

序号 No.	零件名称	Parts name	零件代号 Drawing No.	数量 Qty.
1	阳接头	Male coupler	S09-02-8-φ11	2
2	阴接头	Female coupler	S09-01-8/内3/8in	2
3	管接头	Pipe coupler	881007352/1.73	2
4	快速接头支架	Speedy coupler support	8A6007347/1.73	1
5	垫圈 18	Washer 18	GB 93-87	2
6	螺母 M18×1.5	Nut M18×1.5	GB 6171-86	2
7	紧急制动阀气管总成 1	Outlet pipe assy, emergency brake valve	1.73/8A6007337SZ	1
8	紧急制动阀支架	Support, emergency brake valve	SZ750.73.010	1
9	垫圈 6	Washer 6	GB 93-87	1
10	螺钉 M6×20	Screw M6×20	GB 818-85	1
11	弯管接头	Curve pipe coupler	3506108-1	4
12	紧急制动阀总成	Emergency brake valve assy	3517010	1
13	垫圈	Washer	1.73/881007349	1
14	螺钉 M8×20	Screw M8×20	GB 68-85	2
15	紧急制动阀进气管总成	Inlet pipe assy emergency brake valve	8B6007342/1.73	1
16	刹车阀支承板焊合件	Support Weldment brake valve	886007311/1.73	1
17	螺母 M10	Nut M10	GB 6170-86	6
18	垫圈 10	Washer 10	GB 93-87	12
19	螺栓 M10×35	Bolt M10×35	GB 5782-86	4
20	管式管接头	Pipe coupler	881007362/1.73	1
21	调压阀到贮气筒连接管总成	Connecting pipe assy, from adjusting valve to compressed air tank	8B8007360/1.73	1
22	螺栓 M10×25	Bolt M10×25	GB 5782-86	4
23	垫圈 10	Washer 10	GB 97.2-85	4
24	贮气筒支架总成	Support assy, compressed air tank	886007324/1.73	1

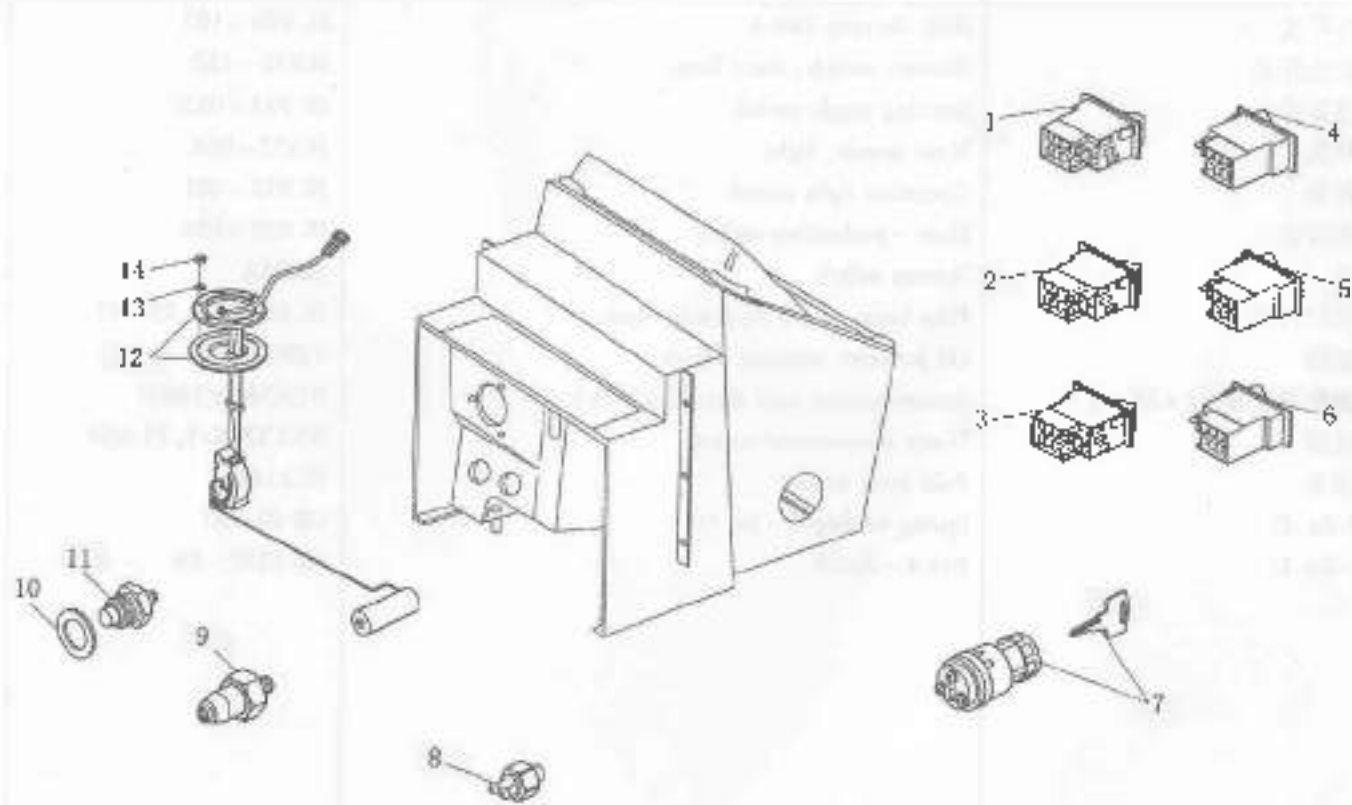
1.73 拖车制动系统(选装) Trailer Brake System(Optional)

序号 No.	零件名称	Parts name	零件代号 Drawing No.	数量 Qty.
25	螺栓 M10 × 20	Bolt M10 × 20	GB 5782 - 86	4
26	油箱开关	Oil tank switch	1104012 - 6	1
27	贮气筒总成	Compressed air tank assy	8A1007314/1.73	1
28	直管接头	Straight pipe coupler	881007332/1.73	1
29	刹车阀排气管总成	Out let pipe assy,brake valve	8A6007335/1.73	1
30	单向阀总成	Single way valve assy,brake valve	3506810	1
31	刹车阀进气管总成	Inlet pipe assy,brake valve	8A6007333/1.73	1
32	直管接头	Straight piper	3506103 - 1	1
33	气压调节阀总成支架	Support,Pressure adjusting valve assy	8A1007357/1.73	1
34	气压调节阀总成	Pressure adjusting valve assy	3512C	1
35	刹车阀总成	Brake valve assy	881007348/1.73	1
36	刹车阀油压操纵装置	Brake oil pressure control unit	8A1007301/1.73	1
36.1	螺栓 M8 × 30	Bolt M8 × 30	GB 5783 - 86	1
36.2	螺母 M8	Nut M8	GB 6170 - 86	1
36.3	防尘罩合件	Dust cover assy	881007305/1.73	1
36.4	O 形圈 37 × 3.1	O - ring 37 × 3.1	GB 1235 - 76	1
36.5	活塞杆	Piston rod	881007303/1.73	1
36.6	挡圈 35	Retaining ring 35	CB 893.1 - 86	1
36.7	放气螺钉	Air relese screw	5106843/1.65.332	1
36.8	螺塞	Screw plug	8A1007304/1.73	1
36.9	垫圈	Washer	881007355/1.73	1
36.10	油缸体	Cylinder case	881007302/1.73	1
37	刹车阀控制油管总成	Controlling oil pipe assy,brake valve	881007308/1.73	1
38	管接头螺栓	Pipe coupler bolt	8B1007310/1.73	1

1.73 拖车制动系统(选装) Trailer Brake System(Optional)

序号 No.	零件名称	Parts name	零件代号 Drawing No.	数量 Qty.
39	垫圈	Washer	B II -49	2
40	销 8 × 16	Pin 8 × 16	GB 119 - 86	2
41	气泵排气管总成	Air Pump outlet pipe assy	8A81007330/1.73	1
42	卸压 - 调压阀连接管总成	Connecting pipe assy, Pressure release - adjust valve	8A8007358/1.73	2
43	螺母 M8	Nut M8	GB 6170 - 86	2
44	垫圈 8	Washer 8	GB 93 - 87	2
45	螺栓 M8 × 25	Bolt M8 × 25	GB 5783 - 86	2
46	CA - 10 型安全阀	Safety valve CA - 10	LB007.3.2.0	1

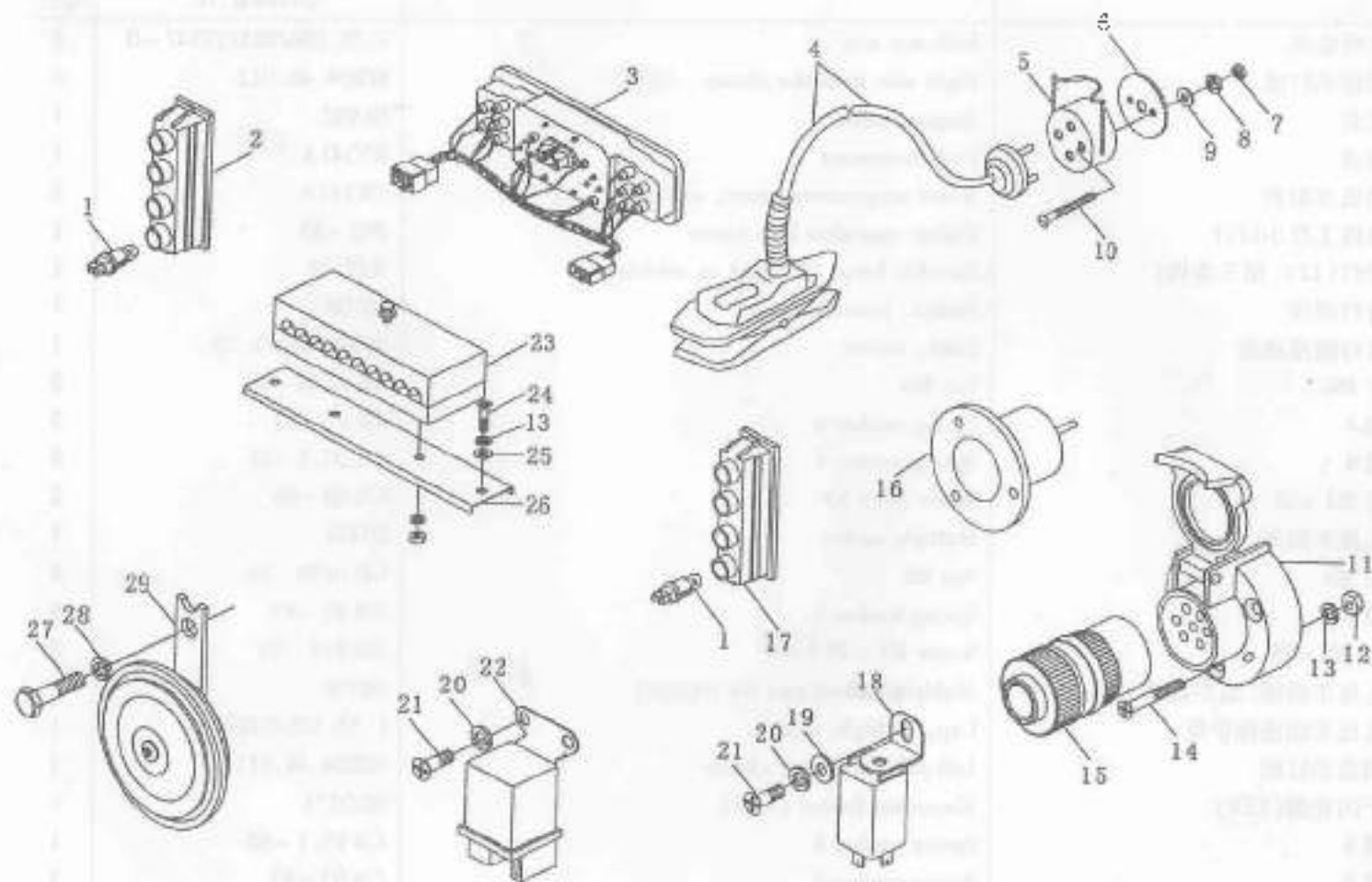
1.75 电器系统控制元件 Controlling parts of electrical system



1.75 电器系统控制元件 Controlling parts of electrical system

序号 No.	零件名称	Parts name	零件代号 Drawing No.	数量 Qty.
1	危急警告开关	Risk warning switch	JK 936 - 192	1
2	前照灯变光开关	Dimmer switch, front lamp	JK932 - 152	1
3	转向翘板开关	Steering toggle switch	JK 932 - 052	1
4	灯光总开关	Main switch, light	JK932 - 086	1
5	工作灯开关	Operation light switch	JK 932 - 081	1
6	喇叭预热开关	Horn - preheating switch	JK 932 - 056	1
7	启动开关	Startup switch	JK423A	1
8	液压制动灯开关	Pilot lamp switch, hydraulic brake	JK 6138B/1.75.047	1
9	油压报警器	Oil pressure warning device	YB9321B	1
10	矩形截面密封垫圈 22 × 28 × 1.5	Square section seal ring 22 × 28 × 1.5	10263460/14607	1
11	水温传感器	Water temperature sensor	WG1371K/1.75.059	1
12	燃油传感器	Fuel level sensor	RG1161S	1
13	垫圈 4 - Zn. D	Spring washer 4 - Zn. D	GB 93 - 87	6
14	螺母 4 - Zn. D	Nut 4 - Zn. D	GB 6170 - 86	6

1.75 电器系统附属装置 Subsidiary devices of electrical system



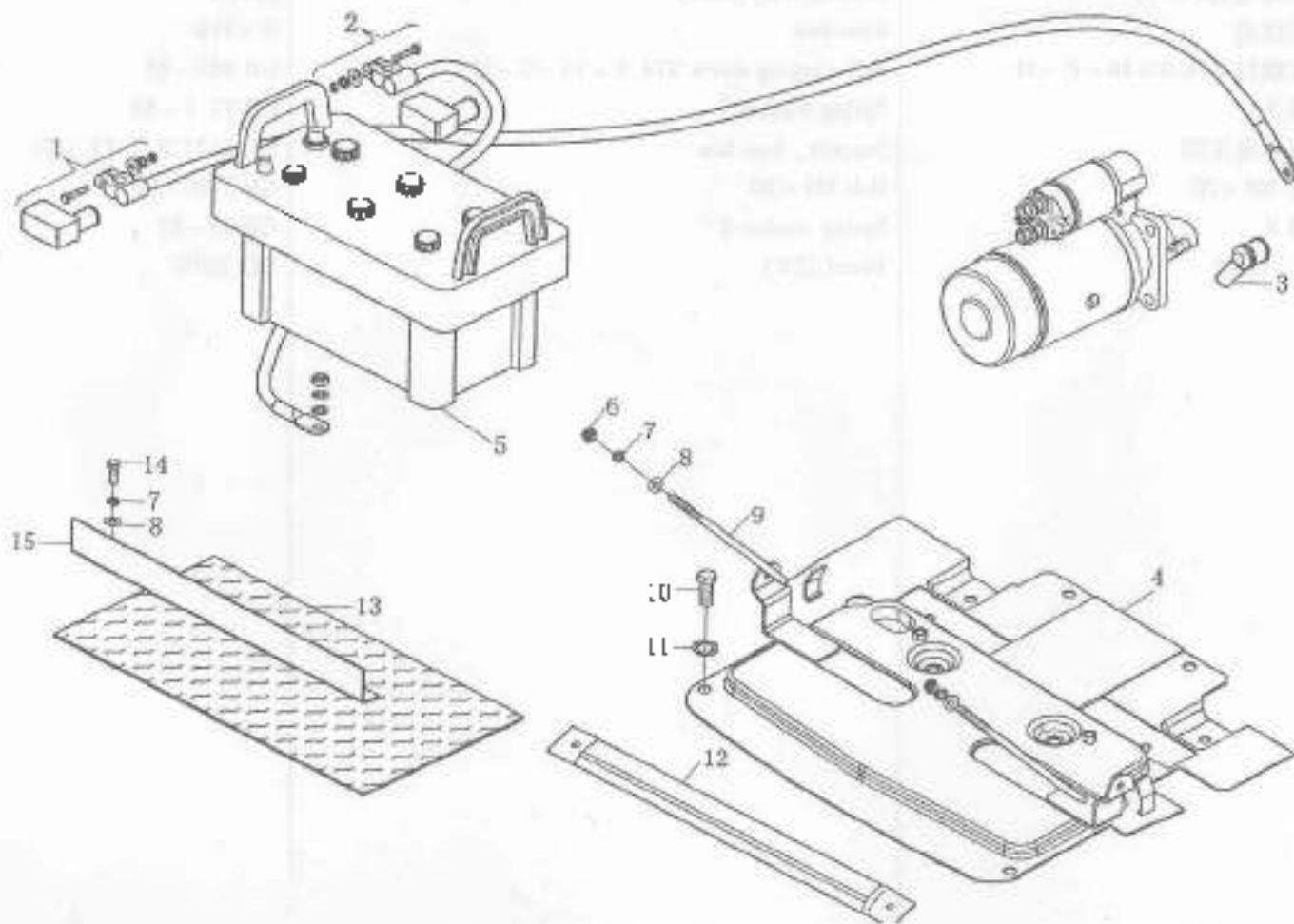
1.75 电器系统附属装置 Subsidiary devices of electrical system

序号 No.	零件名称	Parts name	零件代号 Drawing No.	数量 Qty
1	指示灯总成	Indicator assy	1.75.180/885129347-0	8
2	右侧指示灯组	Right side indicator cluster	SZ804.48.012	1
3	电流表	Ampere meter	DI932	1
	燃油表	Fuel instrument	RY141A	1
	发动机水温表	Water temperature meter, engine	SW141A	1
	发动机工作小时计	Engine operation hour meter	JSD-55	1
4	工作灯(12V,随车备件)	Portable lamp(12V,part on vehicle)	NZ7-1	1
5	工作灯插座	Socket, portable lamp	DJ103	1
6	工作灯插座垫板	Plate, socket	880007520/1.75	1
7	螺母 M4	Nut M4	GB 6170-86	2
8	垫圈 4	Spring washer 4	GB 93-87	2
9	垫圈 4	Spring washer 4	GB 97.1-85	2
10	螺钉 M4 × 30	Screw M4 × 30	GB 68-85	2
11	七孔拖车插销	Multiple socket	DJ101	1
12	螺母 M5	Nut M5	GB 6170-86	4
13	垫圈 5	Spring washer 5	GB 93-87	4
14	螺钉 M5 × 35	Screw M5 × 35	GB 818-85	3
15	七孔拖车插销(随车备件)	Multiple socket(part the vehicle)	DJ102	1
16	七孔拖车插座保护罩	Cap, multiple socket	1.75.125/5102234	1
17	左侧指示灯组	Left side, indicator cluster	SZ804.48.011	1
18	电子闪光器(12V)	Electronic flasher (12V)	SGD171	1
19	垫圈 6	Spring washer 6	GB 97.1-85	1
20	垫圈 6	Spring washer 6	GB 93-87	3
21	螺钉 M6 × 12	Screw M6 × 12	GB 818-85	3

1.75 电器系统附属装置 Subsidiary devices of electrical system

序号 No.	零件名称	Parts name	零件代号 Drawing No.	数量 Qty.
22	启动继电器(12V)	Starting relay(12V)	JD133	1
23	保险丝盒	Fuse box	B × 510	1
24	自攻螺钉 ST4.8 × 16 - C - H	Self-taping screw ST4.8 × 16 - C - H	GB 845 - 85	2
25	垫圈 5	Spring washer 5	GB 97.1 - 85	2
26	保险丝盒支架	Support, fuse box	8A5112128/1.75.130	1
27	螺栓 M8 × 20	Bolt M8 × 20	GB 5780 - 86	1
28	垫圈 8	Spring washer 8	GB 93 - 87	1
29	喇叭(12V)	Horn(12V)	DL1290G	1

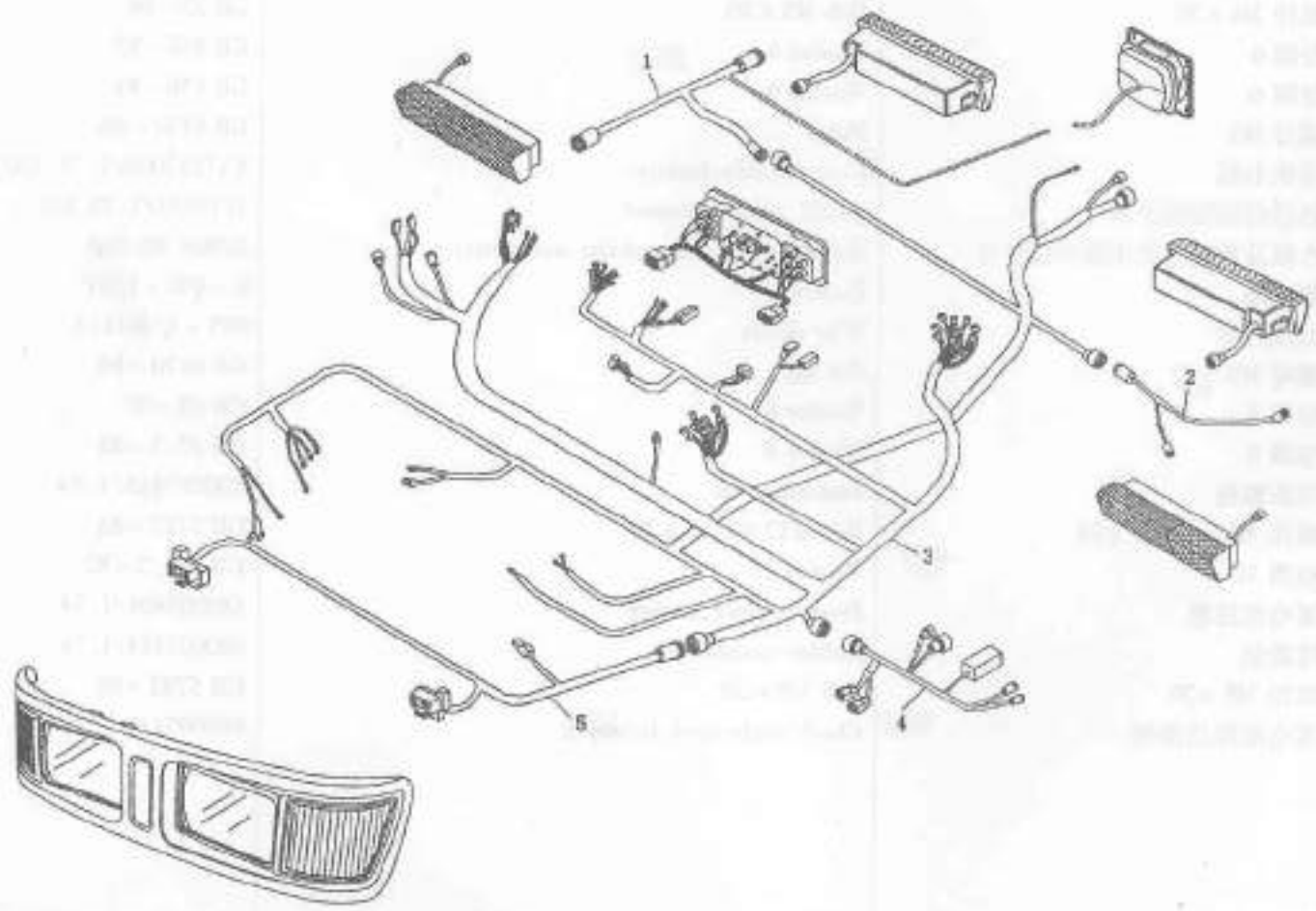
1.74 蓄电池底座及固定装置 Battery Seat and Fixing Device 1.75 启动电缆 Starting Cable



1.74 蓄电池底座及固定装置 Battery Seat and Fixing Device 1.75 启动电缆 Starting Cable

序号 No.	零件名称	Parts name	零件代号 Drawing No.	数量 Qty.
1	蓄电池正级至启动机电缆	Cable, from positive pole of battery to starter	1.75.302/8B7537001	1
1.1	螺栓 M6 × 30	Bolt M6 × 30	GB 35 - 88	1
1.2	垫圈 6	Washer 6	GB 848 - 85	1
1.3	垫圈 6	Washer 6	GB 859 - 87	1
1.4	螺母 M6	Nut 6	GB 6170 - 86	1
2	接地电缆	Ground cable, battery	8A7537004/1.75.350	1
3	启动机接线柱护罩	Shield, starter terminal	5112853/1.75.332	1
4	水箱及蓄电池支承板焊接合件	Support weldment, radiator and battery	SZ804.48.030	1
5	蓄电池	Battery	6-QW-120T	1
	电线衬套	Wire sleeve	665-3708111A	2
6	螺母 M8	Nut M8	GB 6170 - 86	2
7	垫圈 8	Washer 8	GB 93 - 87	4
8	垫圈 8	Washer 8	GB 97.1 - 85	4
9	紧固螺栓	Fastening bolt	8B0007415/1.74	1
10	螺栓 M12 × 1.25 × 20	Bolt M12 × 1.25 × 20	GB 5783 - 86	6
11	垫圈 12	Washer 12	GB 861.2 - 87	6
12	蓄电池压板	Pressure plate, battery	880007404/1.74	1
13	橡胶垫	Rubber cushion	880007414/1.74	1
14	螺栓 M8 × 20	Bolt M8 × 20	GB 5783 - 86	2
15	蓄电池限位角钢	Check angle steel, battery	880007417/1.74	1

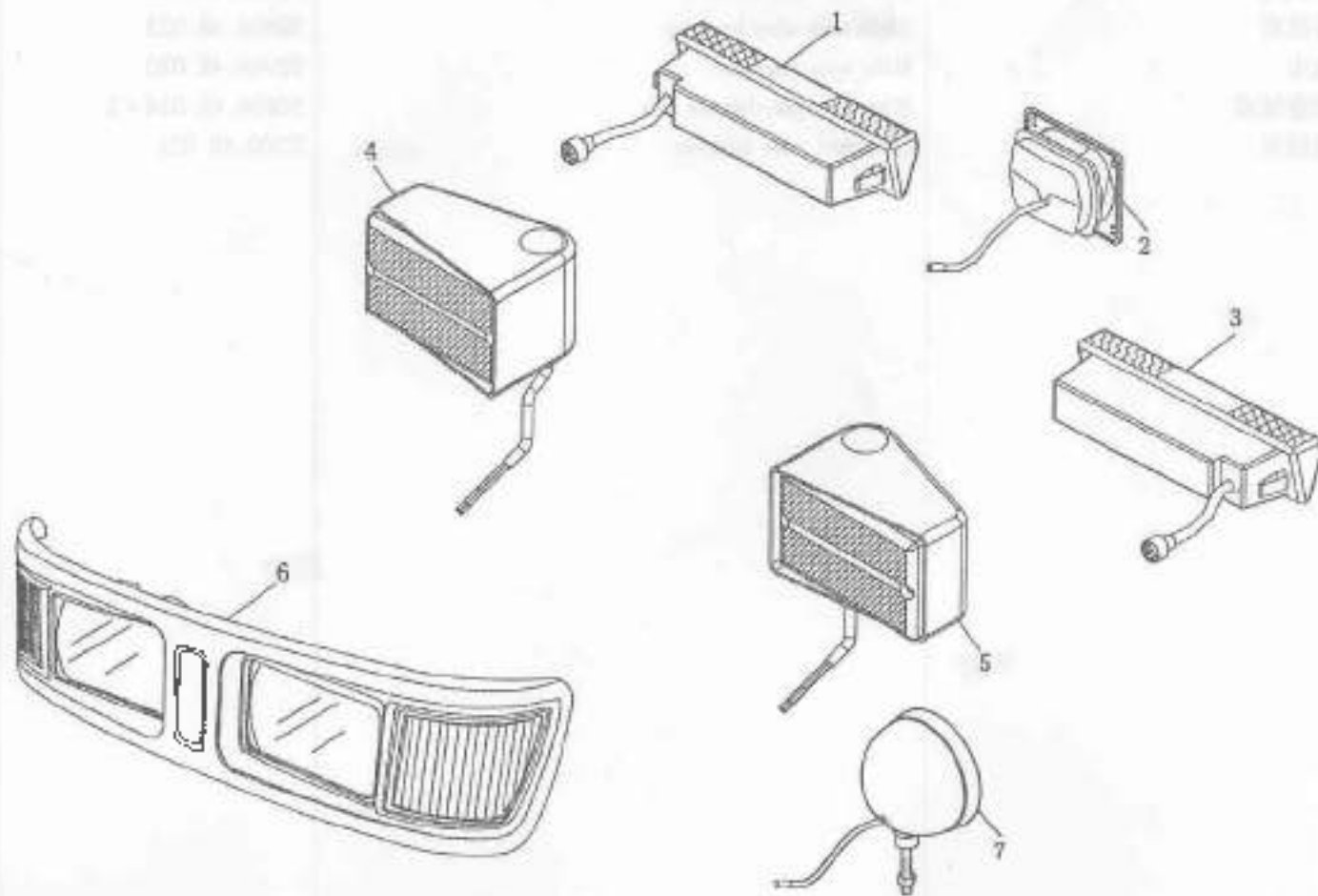
1.75 电器系统线束 Electrical system wire harness



1.75 电器系统线束 Electrical system wire harness

序号 No.	零件名称	Parts name	零件代号 Drawing No.	数量 Qty.
1	左后线束	Left rear wire harness	SZ804.48.022	1
2	右后线束	Right rear wire harness	SZ804.48.023	1
3	主线束	Main wire harness	SZ904.48.020	1
4	驾驶室线束	Wire harness, driver's cab	SZ804.48.024-2	1
5	左前线束	Left front wire harness	X700.48.021	1

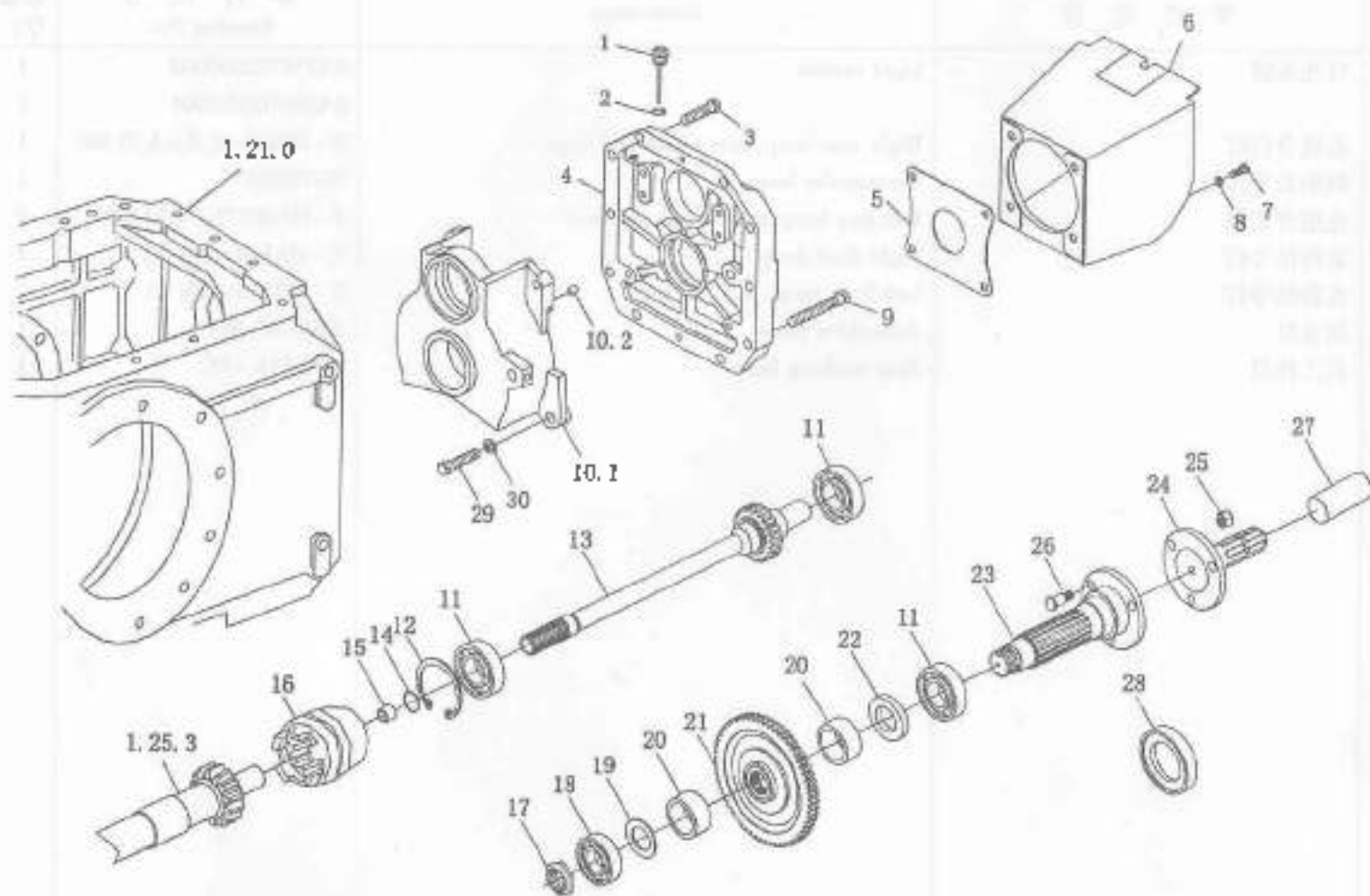
1.75 灯光系统 Light system



1.75 灯光系统 Light system

序号 No.	零件名称	Parts name	零件代号 Drawing No.	数量 Qty.
	灯光系统	Light system	8A756702006000	1
			8A756702006001	1
1	右组合后灯	Right rear lamp, turn signal and stop	Z-HX180-2(R)/1.75.680	1
2	矩形后工作灯	Rectangular lamp	WFD2020	1
3	左组合后灯	Left rear lamp, turn signal and stop	Z-HX180(L)/1.75.679	1
4	右前信号灯	Right front lamp	Z-QX110×70(R)	1
5	左前信号灯	Left front lamp	Z-QX110×70(L)	1
6	组合灯	Assembled lamp	X700.48.011	1
7	后工作灯	Rear working lamp	WFD134-11	1

1.80 720r/min 动力输出轴 720r/min PTO Shaft



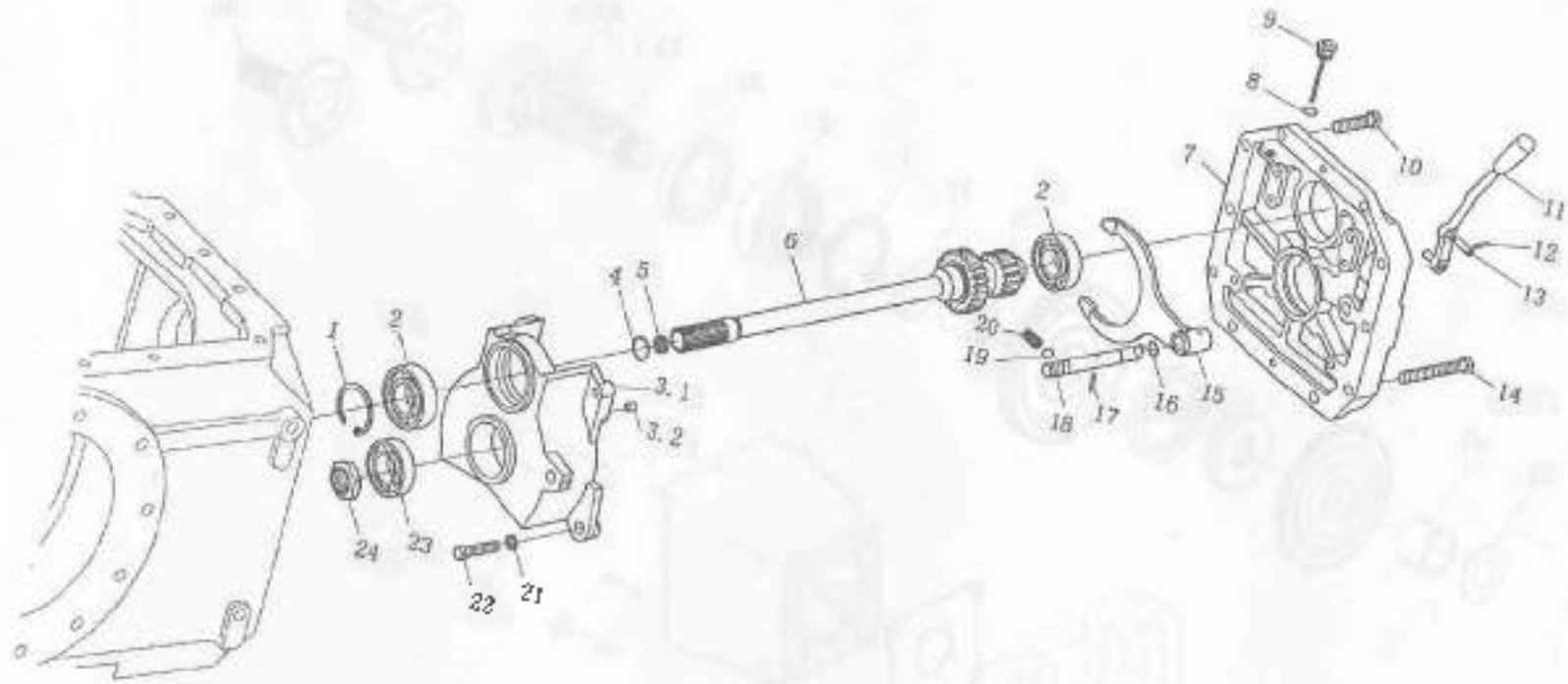
1.80 720r/min 动力输出轴 720r/min PTO Shaft

序号 No.	零件名称	Parts name	零件代号 Drawing No.	数量 Qty.
1	油尺总成	Dipstick assy	5134687/1.80.165A	1
2	矩形截面密封垫 22 × 28 × 1.5	Square section seal ring	10263460/14607	1
3	螺栓 M16 × 1.5 × 45	Bolt M16 × 1.5 × 45	GB 5786 - 86	4
4	动力输出壳体合件	Housing assy, PTO	SZ804.41.011	1
5	后油封护板	Protecting plate, rear oil seal	884997320/1.80.151	1
6	动力输出轴防护罩合件	Shield assembly, PTO shaft	5104469/1.80.150	1
7	螺栓 M8 × 20	Bolt M8 × 20	GB 5783 - 86	4
8	垫圈 8 - Zn. D	Spring washer 8 - Zn. D	GB 7244 - 87	4
9	螺栓 M16 × 1.5 × 90	Bolt M16 × 1.5 × 90	GB 5785 - 86	6
10.1	动力输出前轴承支座	Front bearing support, PTO	SZ804.41.102	1
10.2	定位销 10 × 15	Dowel pin 10 × 15	12507/10839710	
11	轴承 308	Bearing 308	GB 276 - 89	3
12	挡圈 90	Retaining ring 90	11062476/12246	2
13	720r/min 动力输出主动轴	720r/min driving shaft, PTO	SZ804.41.103	1
14	挡圈 35	Retaining ring 35	GB 894.1 - 86	1
15	动力输出主动衬套	Bushing, PTO driving shaft	880808057/1.80	1
16	动力输出轴滑套	Sliding sleeve, PTO shaft	51098125Z/1.80.110	1
17	从动齿轮轴螺母	Nut, driven shaft	5122985/1.28.149	1
18	轴承 307	Bearing 307	GB 276 - 89	3
19	1000r/min 齿轮挡圈	1000r/min bearing retaining ring	880808056/1.80	1
20	从动齿轮隔套	Driven gear spacer	SZ804.41.107	2
21	720r/min 分从动齿轮齿圈	Ring gear, 720r/min driven gear	SZ804.41.104	1
22	540r/min 分齿轮挡圈	Retaining ring, 540r/min gear	880808055/1.80	1
23	动力输出从动轴	PTO driven shaft	1.80/880808054	1

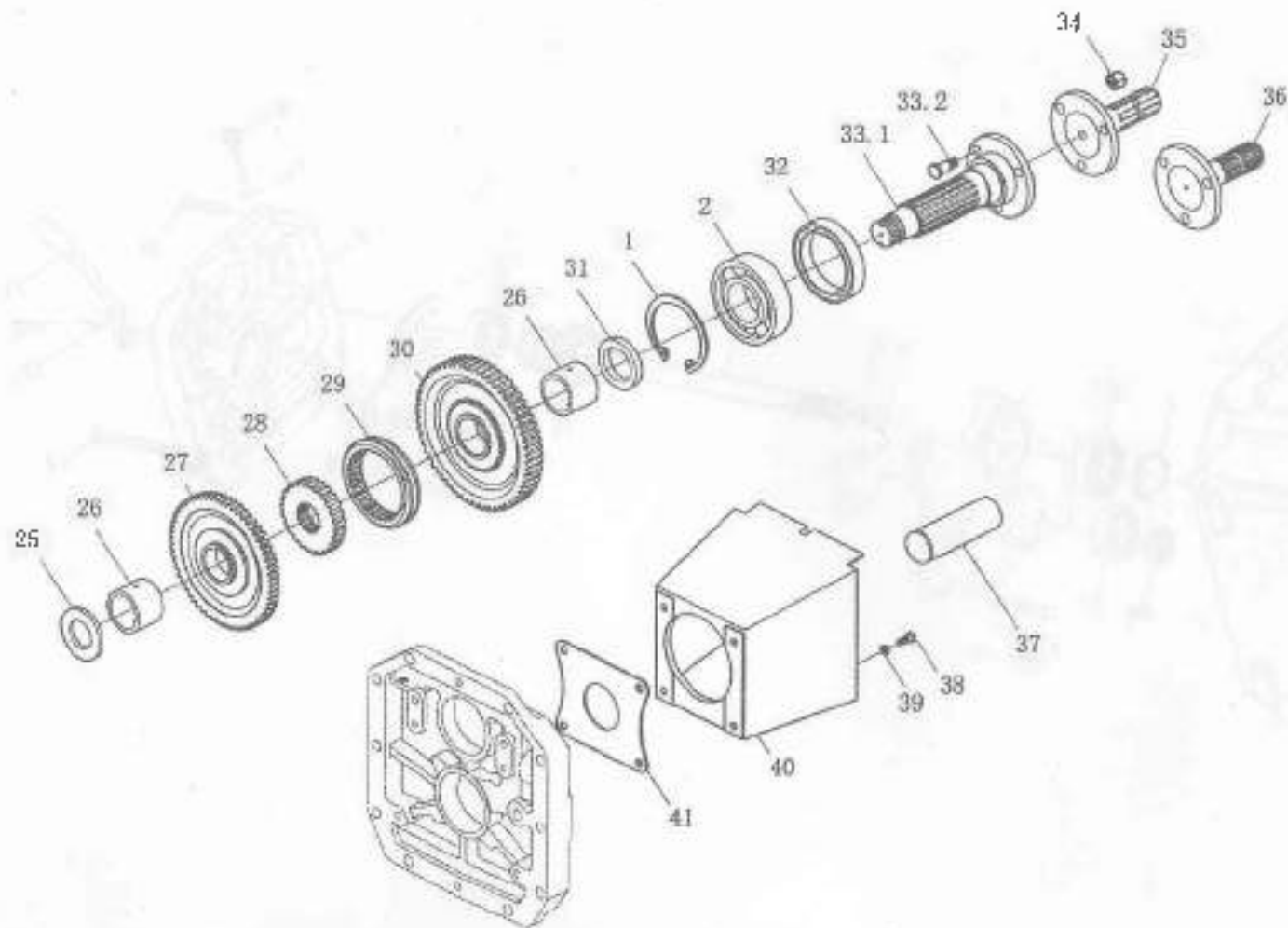
1.80 720r/min 动力输出轴 720r/min PTO Shaft

序号 No.	零件名称	Parts name	零件代号 Drawing No.	数量 Qty.
24	720r/min 动力输出轴头	720r/min PTO shaft	1004.41C.305B	1
25	螺母 M12 × 1.25	Nut M12 × 1.25	GB 889 - 86	3
26	动力输出轴螺栓	Nut, PTO shaft	44012300/1.80.133	3
27	动力输出轴头防护罩	Protection sheath, PTO shaft	SZ304.41.108	1
28	油封 55 × 80 × 10	Oil seal 55 × 80 × 10	885119203/1.80.177	1
29	螺栓 M12 × 1.5 × 40	Bolt M12 × 1.5 × 40	GB 5786 - 86	4
30	垫圈 12 - Zn. D	Washer 12 - Zn. D	GB 93 - 87	4

1.80 双转速(1000/540r/min)动力输出油(选装) Double-speed PTO shaft (Optional)



1.80 双转速(1000/540r/min)动力输出油(选装) Double-speed PTO shaft (Optional)



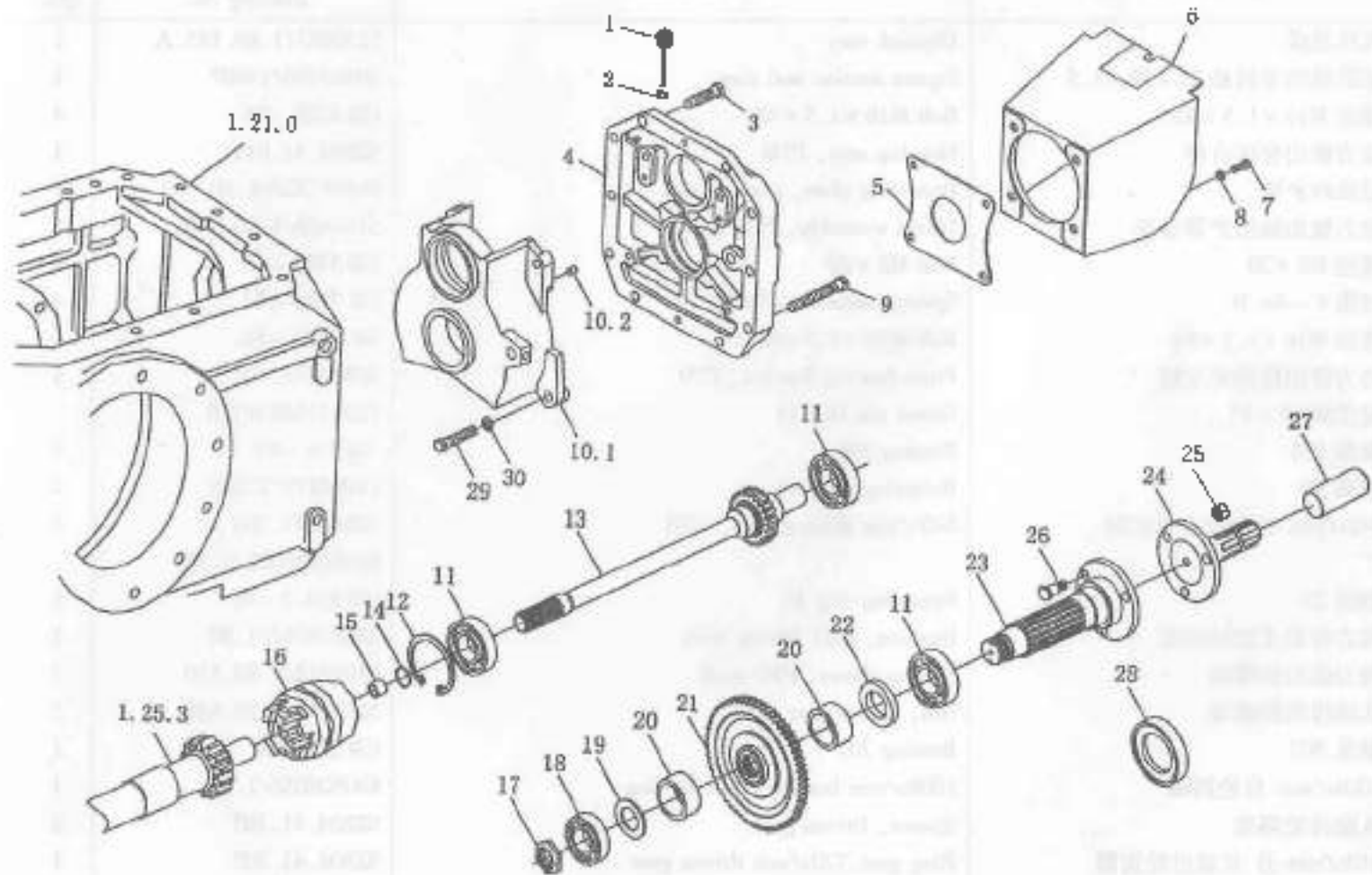
1.80 双转速(1000/540r/min)动力输出油(选装) Double-speed PTO shaft (Optional)

序号 No.	零件名称	Parts name	零件代号 Drawing No.	数量 Qty.
	1000/540 转/分动力输出总成	1000/540r/min PTO assy	1.80.100/8F510233	1
1	挡圈 90	Retaining ring 90	12246/11062476	2
2	轴承 308	Bearing 308	GB 276-89	3
3	带定位销支座合件	Support assembly with dowel pin	8A0808020/1.80	1
3.1	动力输出前轴承支座	Front bearing suppor, PTO	8A0808052/1.80	1
3.2	定位销 φ10	Dowel pin φ10	10839710/12507	2
4	挡圈 35	Retaining ring 35	GB 894.1-86	1
5	动力输出轴衬套	Bush, PTO shaft	880808057/1.80	1
6	1000/540/转/分动力输出主动轴	1000/540r/min driving shaft, PTO	880808060SZ/1.80	1
7	动力输出壳体	Housing, PTO	SZ804.41.101	1
8	矩形截面密封垫 22×28×1.5	Square section seal ring 22×28×1.5	10263460/14607	1
9	油尺总成	Dipstick assy	5134687/1.80.1R5A	1
10	螺栓 M16×1.5×75-8.8-Zn.D	Bolt M16×1.5×75-8.8-Zn.D	GB 5785-86	6
11	带手柄操纵杆	Control lever with handle	8A5128718/1.80.157A	1
12	销 4×24	Pin 4×24	GB 879-86	1
13	操纵杆销轴	Pin shaft, control lever	885117036/1.80.153	1
14	螺栓 M16×1.5×45-8.8-Zn.D	Bolt M16×1.5×45-8.8-Zn.D	GB 5786-86	4
15	换挡拨叉	Gearshift fork	8A5109744/1.80.155	1
16	O形圈 12.5×2.65	O seal ring 12.5×2.65	GB 3452.1-82	1
17	卷簧销 5×32	Coil Spring pin 5×32	13907770/12215	1
18	换挡拨叉滑杆	Sliding lever, gearshift fork	8B0808083/1.80.152	1
19	钢球 11/32G106	Ball 11/32G106	GB 308-84	1
20	弹簧	Spring	884994342/1.29.031	1
21	垫圈 12-Zn.D	Washer 12-Zn.D	GB 93-87	4

1.80 双转速(1000/540r/min)动力输出油(选装) Double-speed PTO shaft (Optional)

序号 No.	零件名称	Parts name	零件代号 Drawing No.	数量 Qty.
22	螺栓 M12×1.5×40-8.8	Bolt M12×1.5×40-8.8	GB 5786-86	4
23	轴承 307	Bearing 307	GB 276-89	1
24	从动齿轮轴螺母	Nut, driven gear shaft	5122985/1.28.149	1
25	1000 转/分 齿轮挡圈	1000r/min gear retaining ring	880808056/1.80	1
26	从动齿轮内衬套	Inner bush, driven gear	510537/1.28.132	1
27	1000 转/分 从动齿轮合件	1000r/min driven gear assembly	880808061SZ/1.80	1
28	动力输出啮合套齿座	Engaging bush seat, PTO	885129512SZ/1.80.116	1
29	动力输出啮合套	Engaging bush, PTO	8A5129513SZ/1.80.117	1
30	540 转/分 从动齿轮合件	540r/min driven gear assembly	880808062SZ/1.80	1
31	540 转/分 齿轮挡圈	540r/min gear retaining ring	880808055/1.80	1
32	双刃口油封 55×80×10	Double-edged oil seal 55×80×10	885119203/1.80.177	1
33	动力输出从动轴合件	Driven shaft assembly, PTO	880808010/1.80	1
33.1	动力输出从动轴	Driven shaft, PTO	880808054/1.80	1
33.2	动力输出轴螺栓	Bolt, PTO shaft	44012300/1.80.133	3
34	螺母 M12×1.25-Zn.D	Nut, M12×1.25-Zn.D	GB 889-86	3
35	540 转/分 动力输出轴头(6 键)	540 RPM PTO head(6 keys)	4983660/1.80.107A	1
	540 转/分 动力输出轴头(8 键)	540 RPM PTO head(8 keys)	1004.41C.305B	1
36	1000 转/分 动力输出轴头	1000r/min shaft head, PTO	5140119/1.80.107B	1
37	动力输出轴防护套	Protecting sleeve, PTO shaft	5102349/1.80.126	1
38	螺栓 M8×20-8.8-Zn.D	Bolt, M8×20-8.8-Zn.D	GB 5783-86	4
39	垫圈 8-Zn.D	Washer, 8-Zn.D	GB 7244-87	4
40	动力输出轴防护罩合件	Protecting shield assembly, PTO shaft	5104469/1.80.150	1
41	P.T.O 油封护板	Oil seal protecting plate, PTO	884997320/1.80.151	1

1.80 540r/min 动力输出轴(选装) 540r/min PTO Shaft (Optional)



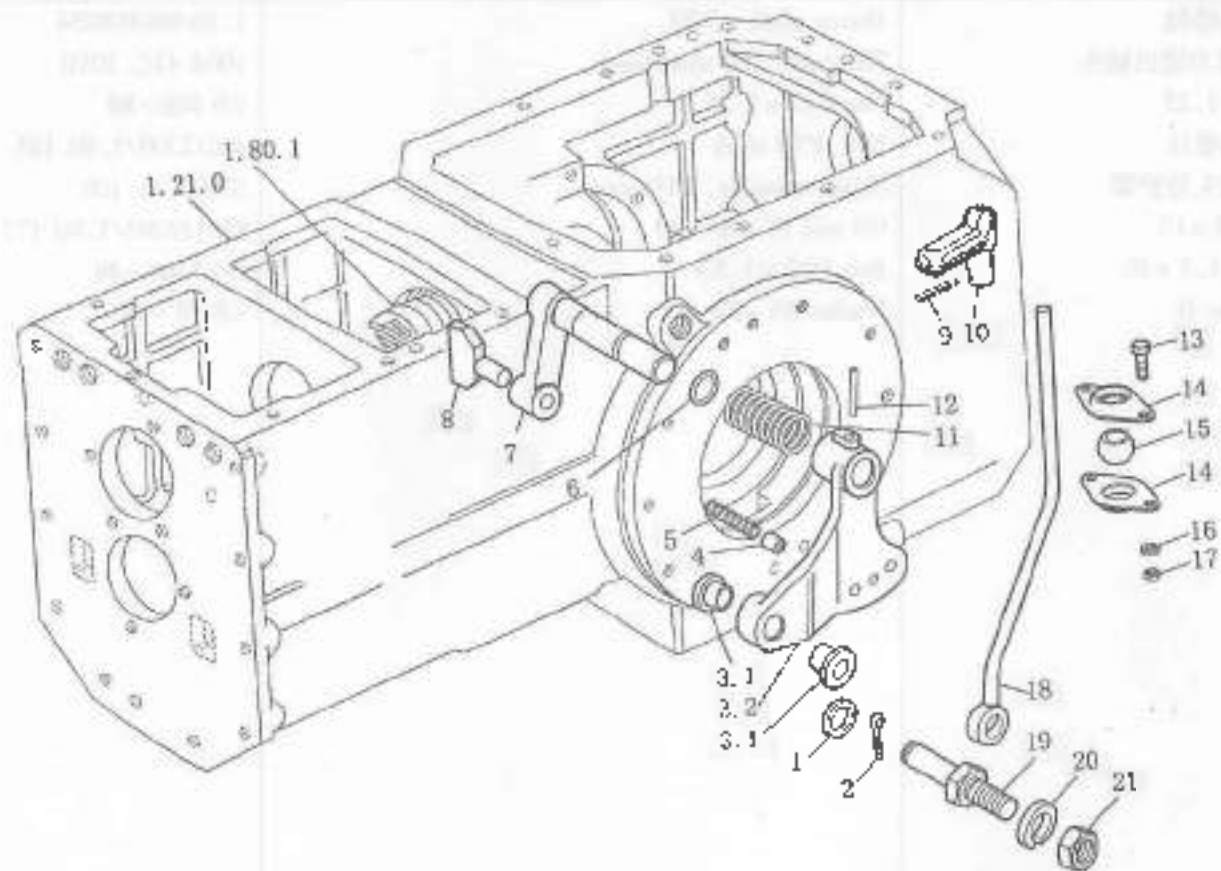
1.80 540r/min 动力输出轴(选装) 540r/min PTO Shaft(Optional)

序号 No.	零件名称	Parts name	零件代号 Drawing No.	数量 Qty.
1	油尺总成	Dipstick assy	5134687/1.80.185.A	1
2	矩形截面密封垫 22×28×1.5	Square section seal ring	10263460/14607	1
3	螺栓 M16×1.5×45	Bolt M16×1.5×45	GB 5786-86	4
4	动力输出壳体合件	Housing assy, PTO	SZ804.41.011	1
5	后油封护板	Protecting plate, rear oil seal	884997320/1.80.150	1
6	动力输出轴防护罩合件	Shield assembly, PTO shaft	5104469/1.80.150	1
7	螺栓 M8×20	Bolt M8×20	GB 5783-86	4
8	垫圈 8-Zn.D	Spring washer 8-Zn.D	GB 7244-87	4
9	螺栓 M16×1.5×90	Bolt M16×1.5×90	GB 5785-86	6
10.1	动力输出前轴承支座	Front bearing bracket, PTO	SZ804.41.102	1
10.2	定位销 10×15	Dowel pin 10×15	1250T/10839710	
11	轴承 308	Bearing 308	GB 276-89	3
12	挡圈 90	Retaining ring 90	11062476/12246	2
13	540r/min 动力输出主动轴	540r/min driving shaft, PTO	SZ804.41.201 880808060SZ/1.80	1
14	挡圈 35	Retaining ring 35	GB 894.1-86	1
15	动力输出主动轴衬套	Bushing, PTO driving shaft	880808057/1.80	1
16	动力输出轴滑套	Sliding sleeve, PTO shaft	5109812/1.80.110	1
17	从动齿轮轴螺母	Nut, driven gear shaft	5122985/1.28.149	1
18	轴承 307	Bearing 307	GB 276-89	1
19	1000r/min 齿轮挡圈	1000r/min bearing retaining ring	880808056/1.80	1
20	从动齿轮隔套	Spacer, Driven gear	SZ804.41.107	2
21	540r/min 分 从动齿轮齿圈	Ring gear, 720r/min driven gear	SZ804.41.202	1
22	540r/min 分 齿轮挡圈	Retaining ring, 540r/min gear	880808055/1.80	1

1.80 540r/min 动力输出轴(选装) 540r/min PTO Shaft(Optional)

序号 No.	零件名称	Parts name	零件代号 Drawing No.	数量 Qty.
23	动力输出从动轴	Driven shaft, PTO	1.80/880808054	1
24	720r/min 动力输出轴头	720r/min PTO shaft head	1004.41C.305B	1
25	螺母 M12 × 1.25	Nut M12 × 1.25	GB 889 - 86	3
26	动力输出轴螺栓	Nut, PTO shaft	44012300/1.80.133	3
27	动力输出轴头防护罩	Shield assembly, PTO shaft	SZ804.41.108	1
28	油封 55 × 80 × 10	Oil seal 55 × 80 × 10	885119203/1.80.177	1
29	螺栓 M12 × 1.5 × 40	Bolt M12 × 1.5 × 40	GB 5786 - 86	4
30	垫圈 12 - Zn. D	Washer 12 - Zn. D	GB 93 - 87	4

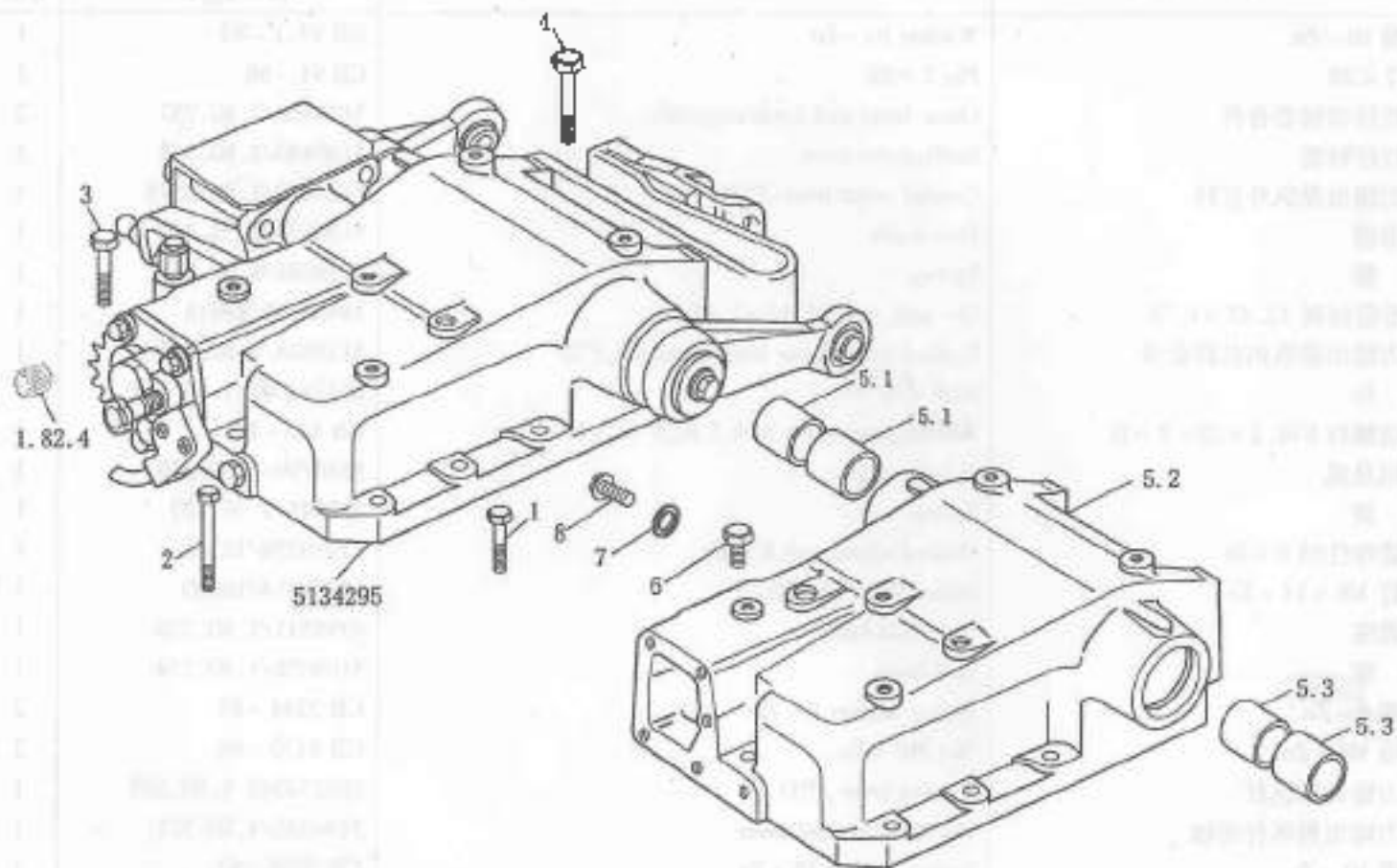
1.80 动力输出轴操纵机构 PTO shaft Control Mechanism



1.80 动力输出轴操纵机构 PTO shaft Control Mechanism

序号 No.	零件名称	Parts name	零件代号 Drawing No.	数量 Qty.
1	垫圈 10 - Zn	Washer 10 - Zn	GB 97.1 - 85	1
2	销 2 × 20	Pin 2 × 20	GB 91 - 86	1
3	外杠杆与衬套合件	Outer lever and bush assembly	5129468/1.80.257	2
3.1	外杠杆衬套	Bush, outer lever	5129442/1.80.268	1
3.2	动力输出操纵外杠杆	Control outer lever, PTO	5128426/1.80.2575	1
4	定位销	Dowel pin	5150839/1.32.260	1
5	弹簧	Spring	5128251/1.32.230	1
6	O形密封圈 12.42 × 1.78	O - seal ring 12.42 × 1.78	14453180/14618	1
7	动力输出操纵内杠杆合件	Control inner lever lever assembly, PTO	5129848/1.80.236A	1
8	拨块	Shift dog	884984096/1.80.237	1
9	自攻螺钉 ST4.2 × 25 - F - H	Self tapping screw ST4.2 × 25 - F - H	GB 845 - 85	1
10	手柄总成	Handle assy	5136799/1.80.266	1
11	弹簧	Spring	580548/1.39.227	1
12	螺旋弹性销 6 × 36	Helical elastic pin 6 × 36	13910570/12215	1
13	螺钉 M6 × 14 - Zn	Screw M6 × 14 - Zn	13276114/10530	1
14	球套座	Seat, ball bush	4998311/1.80.255	1
15	球套	Ball bush	5109058/1.80.254	1
16	垫圈 6 - Zn	Spring washer 6 - Zn	GB 7244 - 87	2
17	螺母 M6 - Zn	Nut M6 - Zn	GB 6170 - 86	2
18	动力输出操纵杆	Control lever, PTO	885134242/1.80.267	1
19	动力输出操纵杆销轴	Pin shaft, control lever	5134243/1.80.271	1
20	垫圈 10 - Zn	Spring washer 10 - Zn	GB 7244 - 87	1
21	螺母 M10 × 1.25 - Zn	Nut M10 × 1.25 - Zn	GB 6173 - 86	1

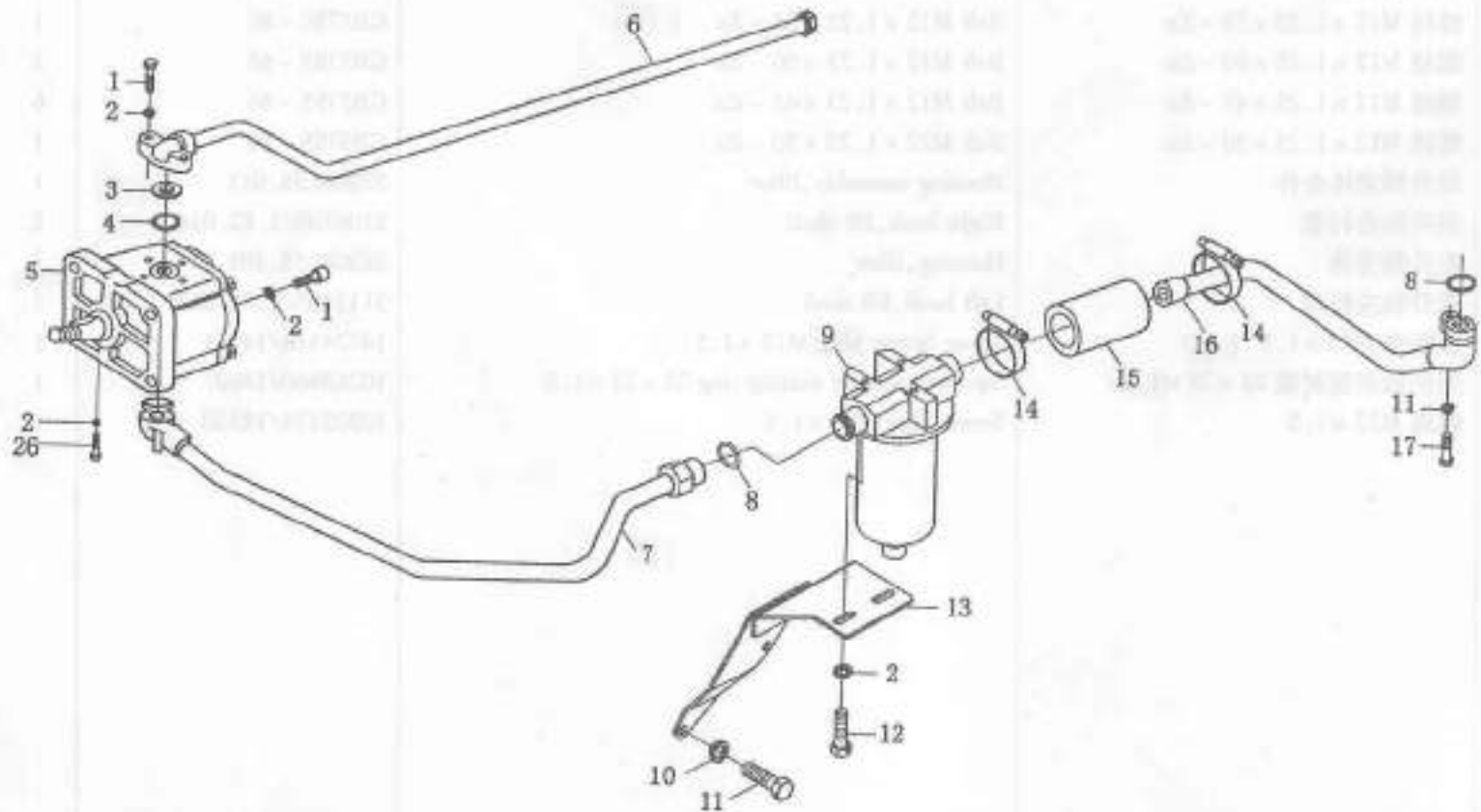
1.82 液压提升器壳体及总成 Hydraulic lifte housing and assy



1.82 液压提升器壳体及总成 Hydraulic lifter housing and assy

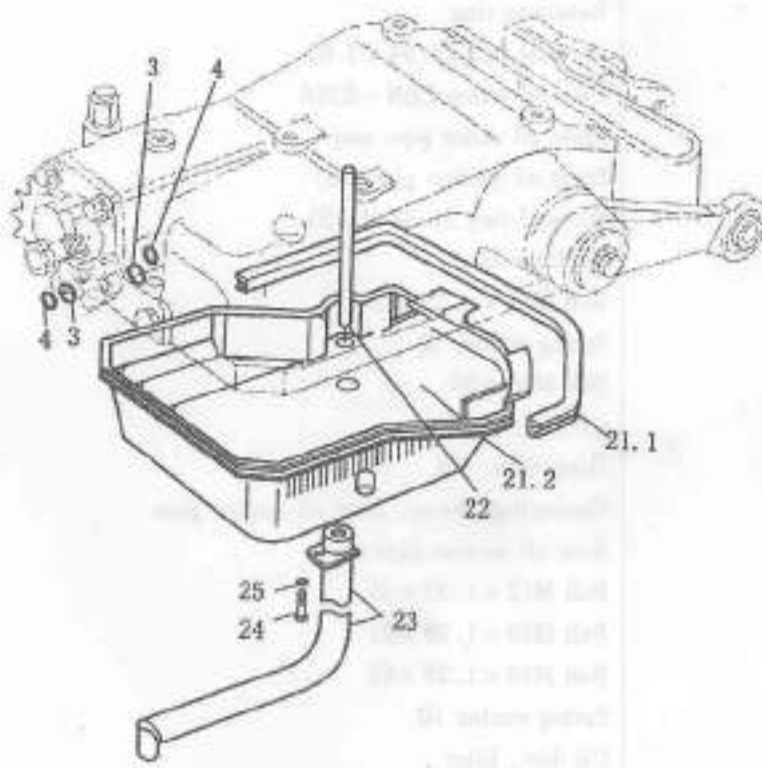
序号 No.	零件名称	Parts name	零件代号 Drawing No.	数量 Qty.
	液压提升器总成	Hydraulic lifter assy	SZ804.55.001	1
1	螺栓 M12 × 1.25 × 35 - Zn	Bolt M12 × 1.25 × 35 - Zn	GB5786 - 86	1
2	螺栓 M12 × 1.25 × 90 - Zn	Bolt M12 × 1.25 × 90 - Zn	GB5785 - 86	3
3	螺栓 M12 × 1.25 × 45 - Zn	Bolt M12 × 1.25 × 45 - Zn	GB5785 - 86	6
4	螺栓 M12 × 1.25 × 50 - Zn	Bolt M12 × 1.25 × 50 - Zn	GB5785 - 86	1
5	提升器壳体合件	Housing assembly, lifter	SZ804.55.011	1
5.1	提升轴右衬套	Right bush, lift shaft	5108108/1.82.016	2
5.2	提升器壳体	Housing, lifter	SZ804.55.101	1
5.3	提升轴左衬套	Left bush, lift shaft	5117165/1.82.017	2
6	锥螺塞 M12 × 1.5	Taper Screw plug M12 × 1.5	14324114/14551	1
7	矩形截面密封圈 22 × 28 × 1.5	Square - section sealing ring 22 × 28 × 1.5	10263460/14607	1
8	螺塞 M22 × 1.5	Screw plug M22 × 1.5	10305174/14530	1

1.82 液压提升器管路 Hydraulic lifter pipelines



1.82 液压提升器管路 Hydraulic lifter pipelines

序号 No.	零件名称 Part name	规格 Spec.	数量 Qty.	备注 Remarks
1	缸盖	EE × 100 mm	1	
2	缸盖垫圈	8 mm × 100 mm	1	
3	缸盖螺栓	M10 × 100 mm	4	
4	缸盖螺母	M10 × 100 mm	4	
5	缸盖密封垫	100 × 100 mm	1	
6	缸盖衬套	100 × 100 mm	1	
7	缸盖衬套	100 × 100 mm	1	
8	缸盖衬套	100 × 100 mm	1	
9	缸盖衬套	100 × 100 mm	1	
10	缸盖衬套	100 × 100 mm	1	
11	缸盖衬套	100 × 100 mm	1	
12	缸盖衬套	100 × 100 mm	1	
13	缸盖衬套	100 × 100 mm	1	
14	缸盖衬套	100 × 100 mm	1	
15	缸盖衬套	100 × 100 mm	1	
16	缸盖衬套	100 × 100 mm	1	
17	缸盖衬套	100 × 100 mm	1	
18	缸盖衬套	100 × 100 mm	1	
19	缸盖衬套	100 × 100 mm	1	
20	缸盖衬套	100 × 100 mm	1	
21.1	缸盖衬套	100 × 100 mm	1	
21.2	缸盖衬套	100 × 100 mm	1	
22	缸盖衬套	100 × 100 mm	1	
23	缸盖衬套	100 × 100 mm	1	
24	缸盖衬套	100 × 100 mm	1	
25	缸盖衬套	100 × 100 mm	1	



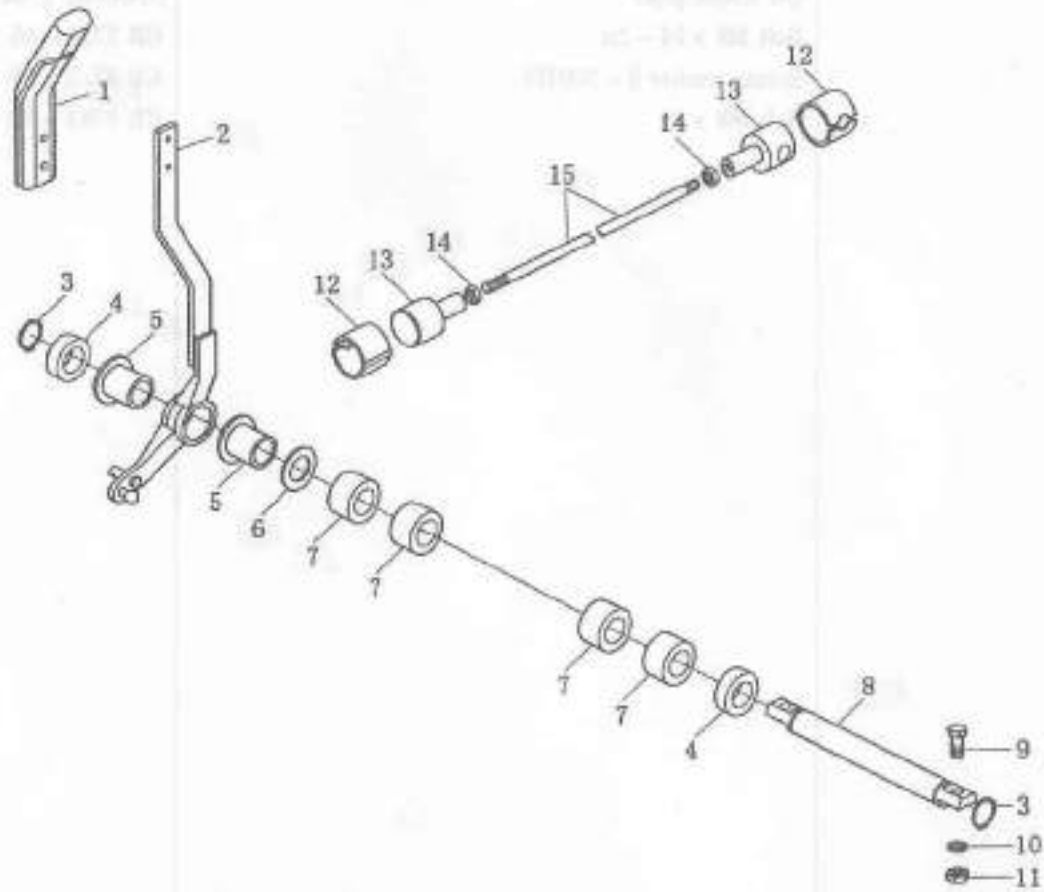
1.82 液压提升器管路 Hydraulic lifter pipelines

序 号 No.	零 件 名 称	Part name	零 件 代 号 Drawing No.	数 量 Qty.
1	螺栓 M8 × 35	Bolt M8 × 35	GB 70 - 85	4
2	垫圈 8	Washer 8	GB 7244 - 87	8
3	挡圈	Retaining ring	4401584/1.82.181	3
4	O 形密封圈 13.94 × 2.62	O - seal ring 13.94 × 2.62	14457181/14618	3
5	齿轮油泵 CBN - E316	Gear oil pump CBN - E316	8A5129483/1.82	1
6	前出油管总成	Front oil outlet pipe assy	8A5149062/1.82.153	1
7	前吸油管总成	Front oil suction pipe assy	1.82.150/8B5149060 - SZ	1
8	O 形密封圈 31.34 × 3.53	O - seal ring 31.34 × 3.53	14463681/14618	2
9	滤清器总成	Oil filter assy	1.82.175/8A5113297 - SZ	1
10	螺栓 M12 × 1.25 × 25	Bolt M12 × 1.25 × 25	GB 5786 - 86	2
11	垫圈 12	Spring washer 12	GB 93 - 87	3
12	螺栓 M10 × 25	Bolt M10 × 25	GB 5783 - 86	2
13	滤清器支架	Oil filter bracket	SZ804.58.010	1
14	喉箍 Φ36 - 50	Hoop Φ36 - 50	JK - 2A	2
15	滤清器吸油管连接套	Connecting sleeve, filter oil suction pipe	8A5109879/1.82.184	1
16	后吸油管总成	Rear oil suction pipe assy	8A5149038SZ/1.82.146	1
17	螺栓 M12 × 1.25 × 45	Bolt M12 × 1.25 × 45	GB 5785 - 86	1
18	螺栓 M10 × 1.25 × 25	Bolt M10 × 1.25 × 25	GB 70 - 85	1
19	螺栓 M10 × 1.25 × 65	Bolt M10 × 1.25 × 65	GB 70 - 85	1
20	垫圈 10	Spring washer 10	GB 93 - 87	2
21.1	提升器油盘	Oil disc, lifter	5121806/1.82.185	1
21.2	提升器油盘密封条	Seal strip, lifter oil disk	5122962/1.82.186	1
21	带密封条油盘	Oil disk with seal strip	5122968/1.82.185	1
22	提升器油面限制管	Oil level check tube, lifter	5122987/1.82.190	1

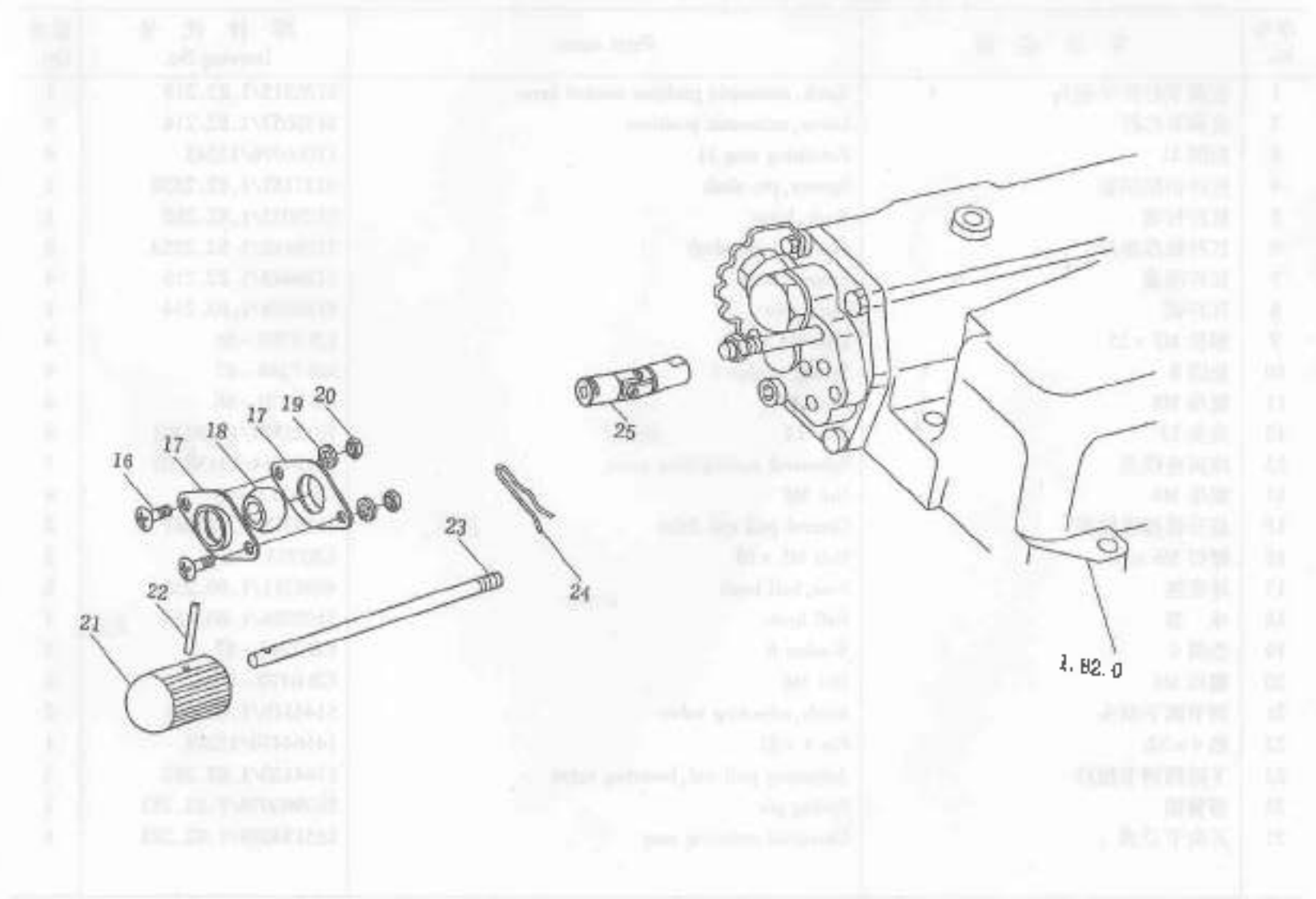
1.82 液压提升器管路 Hydraulic lifter pipelines

序号 No.	零件名称	Parts name	零件代号 Drawing No.	数量 Qty.
23	回油管	Oil return pipe	5124804/1.82.187	1
24	螺栓 M8 × 14 - Zn	Bolt M8 × 14 - Zn	GB 5786 - 86	1
25	垫圈 8 - 300HV	Spring washer 8 - 300HV	GB 97.2 - 85	1
26	螺栓 M8 × 55	Bolt M8 × 55	GB 5783 - 86	2

1.82 提升器操纵机构 Lifter control mechanism



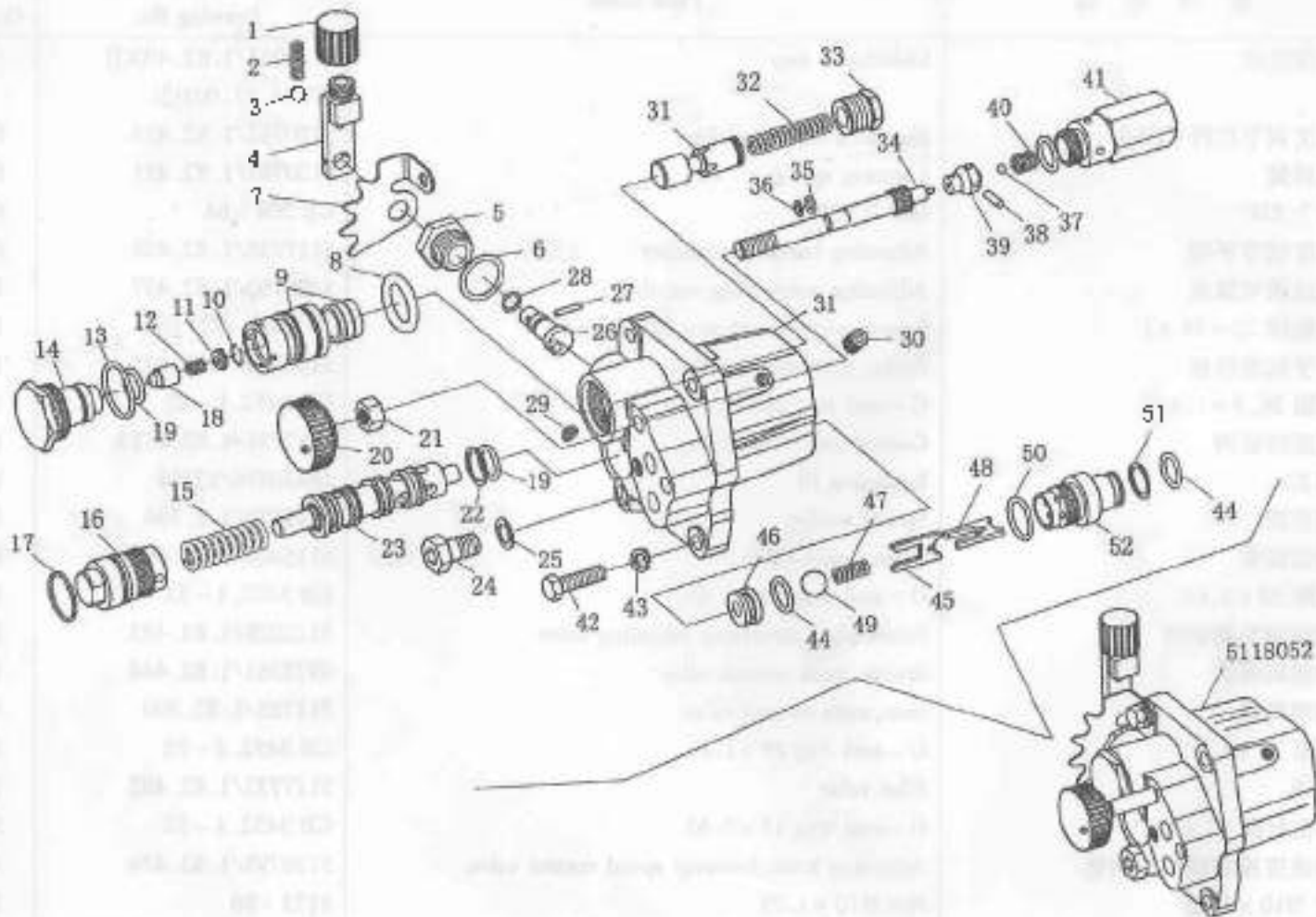
1.82 提升器操纵机构 Lifter control mechanism



1.82 提升器操纵机构 Lifter control mechanism

序号 No.	零件名称	Parts name	零件代号 Drawing No.	数量 Qty.
1	位调节杠杆手柄头	Knob, automatic position control lever	5126315/1.82.219	1
2	位调节杠杆	Lever, automatic position	5135057/1.82.214	1
3	挡圈 21	Retaining ring 21	11066976/12245	4
4	杠杆销轴隔套	Spacer, pin shaft	5127167/1.82.255B	2
5	杠杆衬套	Bush, lever	5126032/1.82.262	1
6	杠杆轴厚垫片	Gasket, lever shaft	5126195/1.82.255A	2
7	杠杆隔套	Spacer, lever	5126443/1.82.216	4
8	杠杆销	Lever pin	5126024/1.82.254	1
9	螺栓 M8 × 25	Bolt M8 × 25	GB 5783 - 86	4
10	垫圈 8	Spring washer 8	GB 7244 - 87	4
11	螺母 M8	Nut M8	GB 6170 - 86	4
12	夹头 13	Clip 13	10125574/13130/03	4
13	球面连接盖	Spherical connecting cover	10124514/13130/01	4
14	螺母 M8	Nut M8	GB 6172 - 86	4
15	提升器操纵拉杆	Control pull rod, lifter	5129378/1.82.261	2
16	螺钉 M6 × 16	Bolt M6 × 16	GB5783 - 86	2
17	球套座	Seat, ball bush	4998311/1.80.255	2
18	球套	Ball bush	5109058/1.80.254	1
19	垫圈 6	Washer 6	GB 7244 - 87	3
20	螺母 M6	Nut M6	GB 6170 - 86	4
21	调节阀手柄头	Knob, adjusting valve	5144119/1.82.276	2
22	销 4 × 32	Pin 4 × 32	14164470/12213	1
23	下降阀调节拉杆	Adjusting pull rod, lowering valve	5144120/1.82.282	1
24	弹簧销	Spring pin	889960079/1.82.283	1
25	万向节总成	Universal coupling assy	885134039/1.82.283	1

1.82 分配器总成 Distributor assy



1.82 分配器总成 Distributor assy

序号 No.	零件名称	Parts name	零件代号 Drawing No.	数量 Qty.
	分配器总成	Distributor assy	5118052/1.82.400① SZ804.57.001②	1
1	灵敏度调节杠杆手柄头	Handle knob, sensibility	5120762/1.82.433	1
2	定位弹簧	Locating spring	5120761/1.82.431	1
3	钢球 7.938	Ball 7.938	GB 308 - 84	1
4	灵敏度调节手柄	Adjusting handle, sensibility	5117736/1.82.438	1
5	灵敏度调节螺塞	Adjusting screw plug, sensibility	5120760/1.82.437	1
6	密封垫圈 22 × 28 × 1	Square section seal ring 22 × 28 × 1	JB 1002 - 77	1
7	调节手柄扇形板	Sector, adjusting handle	5120763/1.82.435	1
8	O 形圈 26.5 × 1.8	O - seal ring 26.5 × 1.8	GB 3452.1 - 82	1
9	灵敏度控制阀	Control valve, sensibility	5117731/1.82.471A	1
10	挡圈 12	Retaining 12	13420376/12248	1
11	弹簧垫圈	Spring washer	5122030/1.2.494	1
12	先导阀弹簧	Spring, pilot valve	5115469/1.82.497	1
13	O 形圈 30 × 2.65	O - seal ring 30 × 2.65	GB 3452.1 - 82	1
14	灵敏度调节阀螺塞	Screw plug, sensibility adjusting valve	5122029/1.82.493	1
15	主控制阀弹簧	Spring, main control valve	4973361/1.82.444	1
16	主控制阀座	Seat, main control valve	511725/1.82.490	1
17	O 形圈 25 × 1.8	O - seal ring 25 × 1.8	GB 3452.1 - 82	1
18	先导阀	Pilot valve	5117732/1.82.492	1
19	O 形密封圈 17 × 2.65	O - seal ring 17 × 2.65	GB 3452.1 - 82	5
20	下降速度控制阀调节旋钮	Adjusting knob, lowering speed control valve	5120798/1.82.476	1
21	螺母 M10 × 1.25	Nut M10 × 1.25	6173 - 86	1
22	挡圈	Retaining ring	GB 5117726/1.82.454	2

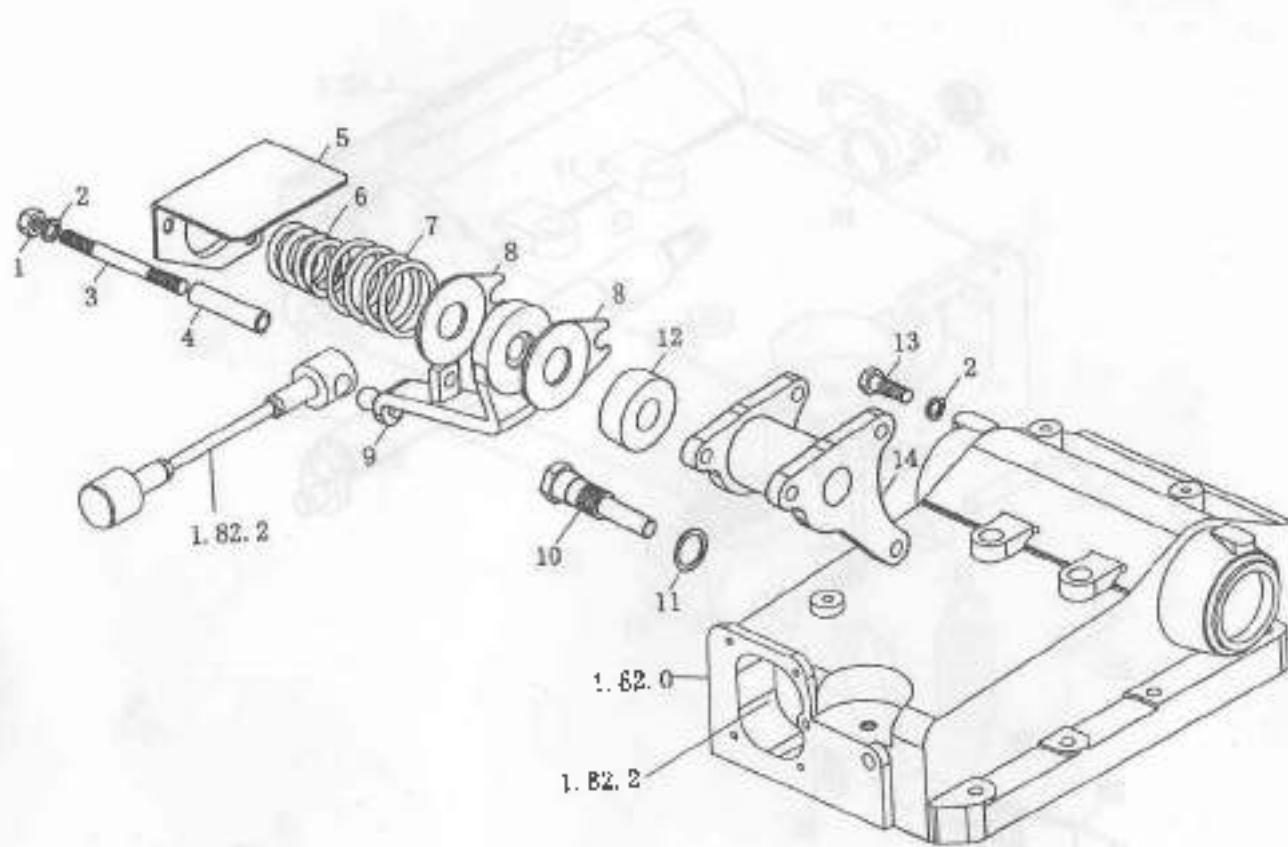
1.82 分配器总成 Distributor assy

序号 No.	零件名称	Parts name	零件代号 Drawing No.	数量 Qty.
23	主控制阀总成	Main control valve assy	5117723/1.82.446A	1
24	螺栓 M12 × 1.25 × 20	Bolt M12 × 1.25 × 20	14360524/10356	1
25	密封垫圈 12	Square section seal ring 12	JB 1002 - 77	1
26	灵敏度调节销	Adjusting pin, sensibility	5117735/1.82.436	1
27	圆柱销 3 × 16	Cylindrical pin 3 × 16	14161770/12213	1
28	O 形圈 8.75 × 1.8	O - seal ring 8.75 × 1.8	GB 3452.1 - 82	1
29	螺塞 M6	Screw plug M6	10269150/14545	3
30	螺塞 M10	Screw plug M10	10269350/14545	2
31	带回油阀分配器壳体合件	Distributor case assembly with oil return valve	5117743/1.82.401A	1
32	回油阀弹簧	Spring, oil return valve	5117729/1.82.448	1
33	回位阀螺塞	Screw plug, oil return valve	5117734/1.82.455	1
34	下降速度控制阀调节螺杆	Adjusting screw, lowering speed control valve	5117741/1.82.474	1
35	O 形圈 6.9 × 1.8	O - seal ring 6.9 × 1.8	GB 3452.1 - 82	1
36	挡圈	Retaining ring	5120771/1.82.479	1
37	钢球 3/16in	Ball 3/16in	GB 308 - 64	1
38	圆柱销 4 × 14	Cylindrical pin 4 × 14	14163670/12213	1
39	下降速度控制阀	Adjusting screw, lowering speed control valve	5120770/1.82.472	1
40	弹簧	Spring	596854/1.29.641	1
41	安全阀总成	Safety valve assy	5117739/1.82.451	1
42	螺栓 M8 × 1.25 × 30 - Zn	Bolt M8 × 1.25 × 30 - Zn	GB 5783 - 86	4
43	垫圈 8	Spring Washer 8	GB 7244 - 87	4
44	O 形圈 20 × 2.65	O - seal ring 20 × 2.65	GB 3452.1 - 82	2
45	单向阀上支承	Upper support, single - way valve	5148907/1.82.432	1
46	单向阀座	Seat, single - way valve	4951476/1.82.464	1

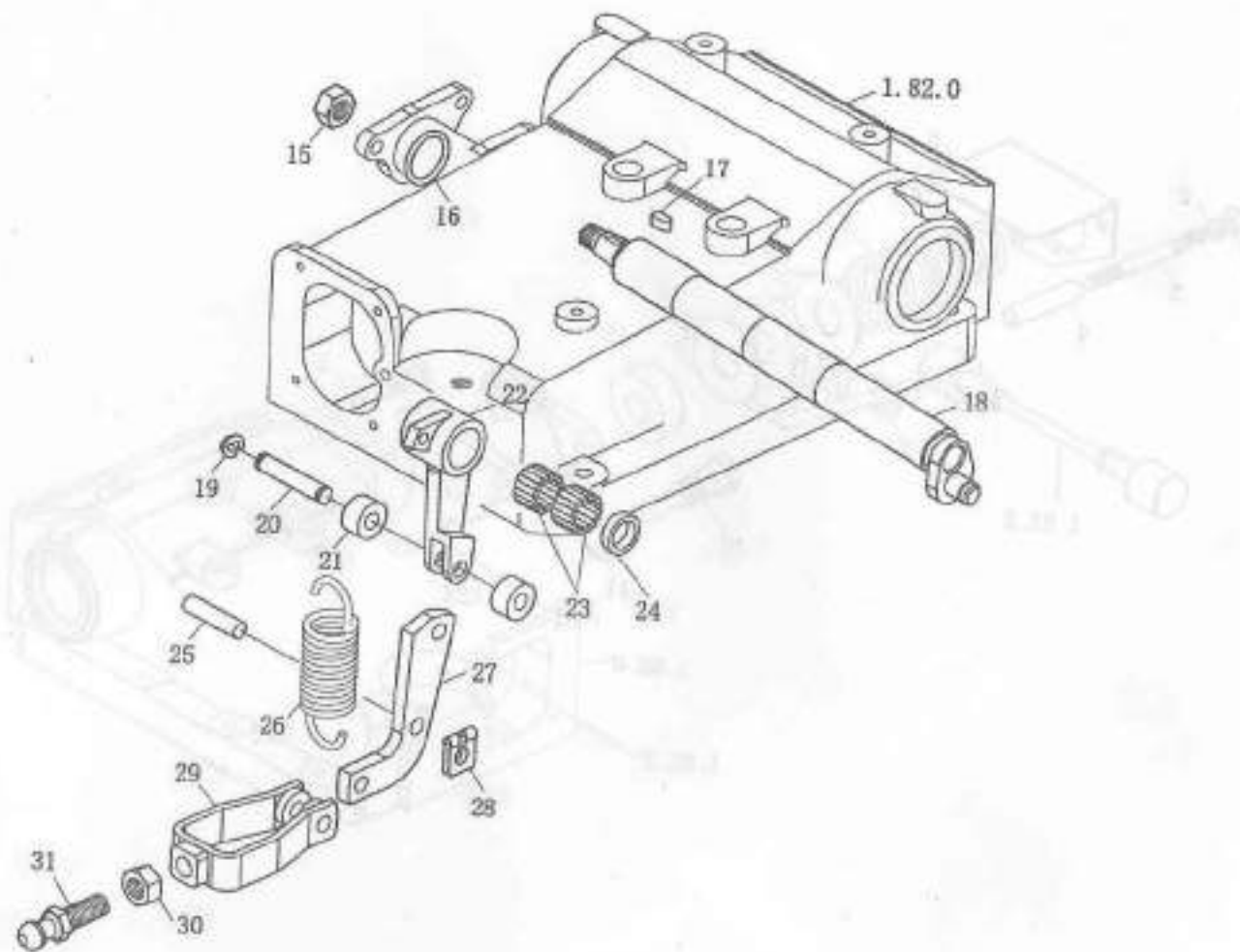
1.82 分配器总成 Distributor assy

序号 No.	零件名称	Parts name	零件代号 Drawing No.	数量 Qty.
47	弹簧	Spring	44018852/1.8D.766	1
48	单向阀下支承	Lower support, single-way valve	5148905/1.82.432A	1
49	钢球 17/32in	Ball 17/32in	GB 308-84	1
50	O形圈 20×2.65	O-seal ring 20×2.65	GB 3452.1-82	1
51	挡圈	Retaining ring	4958830/1.82.429	1
52	单向阀出油接头	Joint, single-way valve	5131278/1.82.430	1

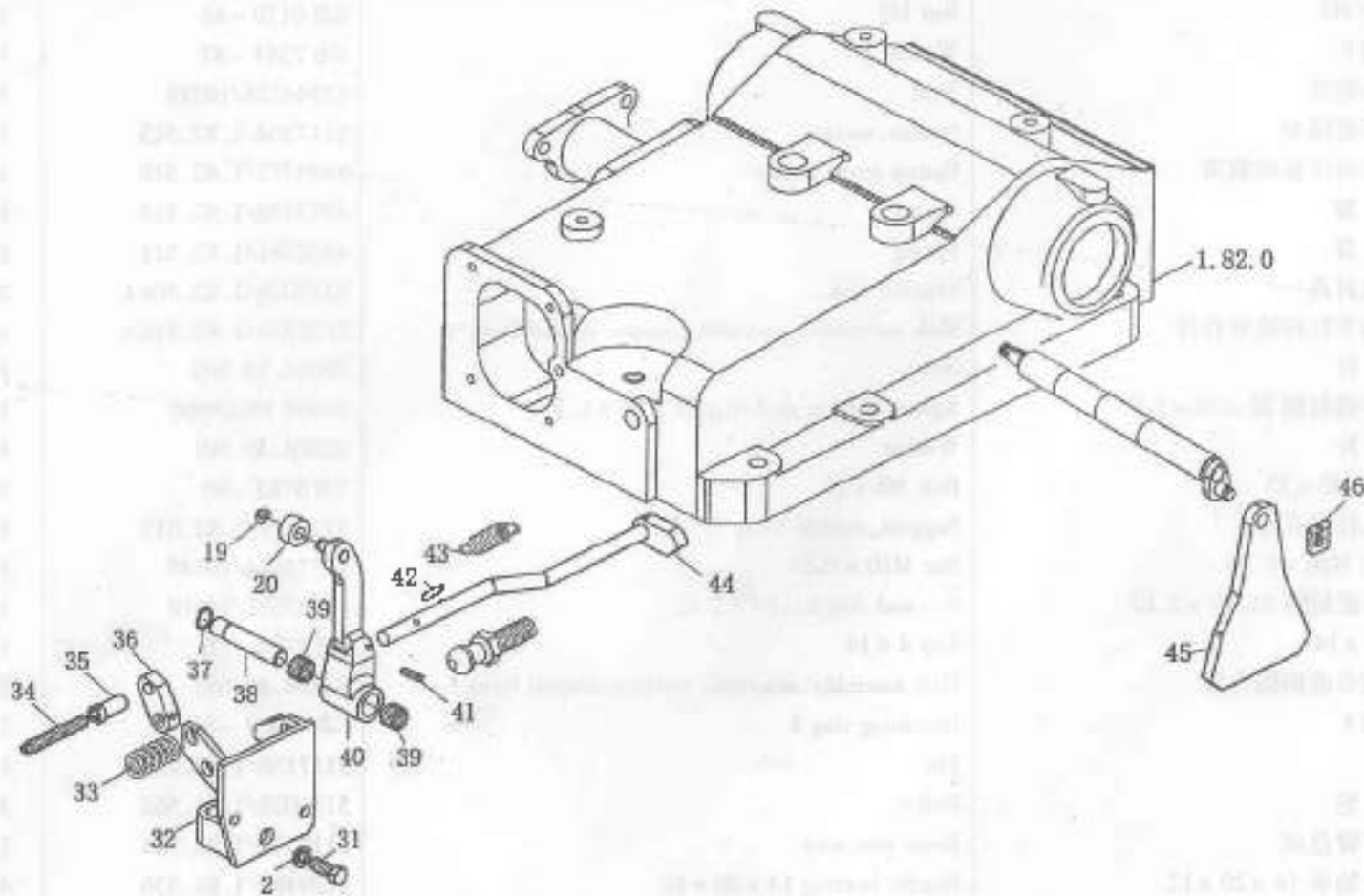
1.82 分配器操纵机构 Distributor control mechanism



1.82 分配器操纵机构 Distributor control mechanism



1.82 分配器操纵机构 Distributor control mechanism



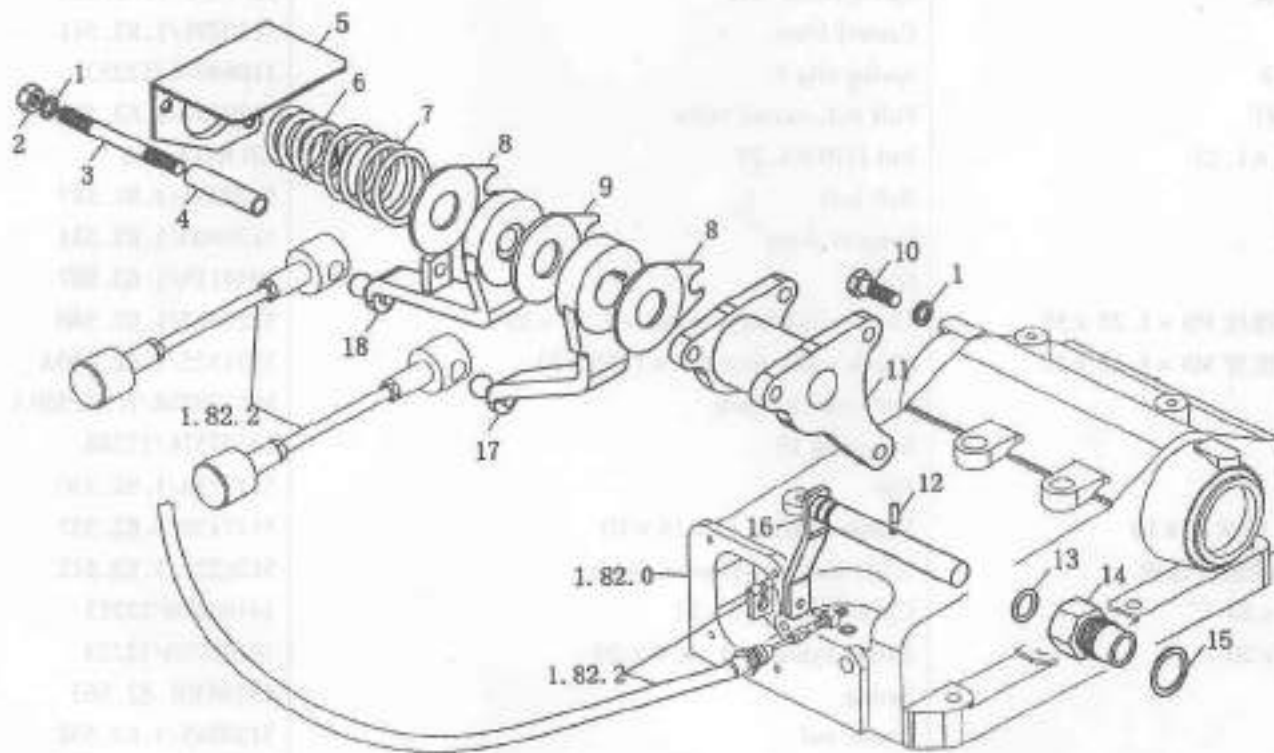
1.82 分配器操纵机构 Distributor control mechanism

序号 No.	零件名称	Parts name	零件代号 Drawing No.	数量 Qty.
1	螺母 M8	Nut M8	GB 6170 - 86	3
2	垫圈 8	Washer 8	GB 7244 - 87	8
3	双头螺柱	Stud	13544324/10219	3
4	扇形板隔套	Spacer, sector	5117204/1.82.515	3
5	操纵扇形板弹簧罩	Spring cover, sector	5129372/1.82.519	1
6	弹簧	Spring	4973370/1.82.513	1
7	弹簧	Spring	4952761/1.82.511	1
8	摩擦衬盘	Friction disk	5153008/1.82.508A	2
9	位调节杠杆轮毂合件	Hub assembly, automatic position control lever	5129374/1.82.518A	1
10	螺 杆	Screw	SZ804.55.502	1
11	矩形密封圈 22 × 28 × 1.5	Square section seal ring 22 × 28 × 1.5	14607 10263460	1
12	垫 片	Washer	SZ804.55.501	1
13	螺栓 M8 × 25	Bolt M8 × 25	GB 5783 - 86	3
14	操纵杠杆支座	Support, control lever	5129377/1.82.517	1
15	螺母 M10 × 1.25	Nut M10 × 1.25	12575614/10145	1
16	O 形密封圈 21.89 × 2.62	O - seal ring 21.89 × 2.62	14457681/14618	1
17	键 4 × 14	Key 4 × 14	GB 1096 - 76	1
18	位调节曲柄轴合件	Hub assembly, automatic position control lever	SZ804.55.051	1
19	挡圈 8	Retaining ring 8	GB 894.1 - 86	3
20	销	Pin	5117136/1.82.561	1
21	滚 轮	Roller	5111028/1.82.562	3
22	杠杆臂总成	Lever arm assy	5117135/1.82.541	1
23	滚针轴承 14 × 20 × 12	Needle bearing 14 × 20 × 12	5109160/1.82.536	4
24	力调节杆衬套	Bush, automatic draft control lever	5116251/1.82.543	1

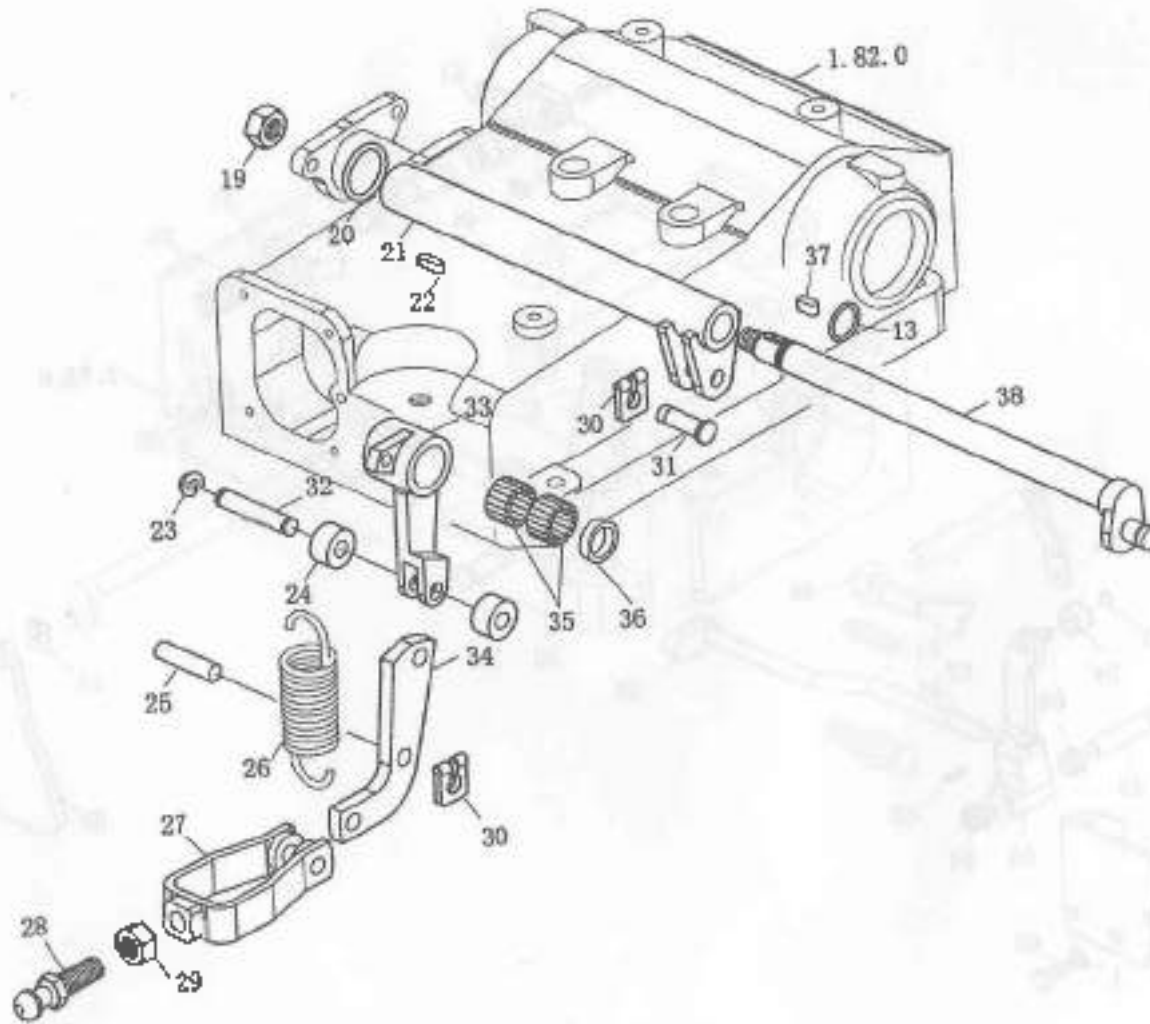
1.82 分配器操纵机构 Distributor control mechanism

序号 No.	零件名称	Parts name	零件代号 Drawing No.	数量 Qty.
25	销	Pin	5011775/1.82.532	1
26	杠杆臂弹簧	Spring, lever arm	5148884/1.82.588	1
27	操纵杆	Control lever	5120291/1.82.541	1
28	弹簧卡片 8	Spring clip 8	11064076/12252	3
29	控制阀拉杆	Pull rod, control valve	5120281/1.82.586	1
30	螺母 M10×1.25	Nut M10×1.25	GB 6173-86	1
31	球头螺栓	Ball bolt	5120281/1.82.587	1
32	杠杆支座	Support, lever	5129400/1.82.531	1
33	弹簧	Spring	4059139/1.63.807	1
34	限位调节螺栓 M8×1.25×55	Check adjusting bolt M8×1.25×55	5121522/1.82.540	1
35	限位调节螺管 M8×1.25×20	Check screw tube M8×1.25×20	5121523/1.82.540A	1
36	前限位块	Front check block	885120284/1.82.539A	1
37	挡圈 12	Retaining 12	13397576/12248	1
38	销	Pin	5117156/1.82.530	1
39	滚针轴承 12×16×10	Needle bearing 12×16×10	5117138/1.82.537	2
40	主控制阀操纵杆总成	Lever assy, main control valve	5126221/1.82.512	1
41	圆柱销 3×22	Cylindrical pin 3×22	14162070/12213	1
42	圆柱销 4×20	Spring cylindrical pin 4×20	14163970/12213	1
43	弹簧	Spring	49736501.82.563	1
44	限位杆	Check rod	5120285/1.82.538	1
45	位调节凸轮	Cam, automatic position control	5117143/1.82.522	1
46	弹簧卡片 10	Spring clip 10	11064176/12252	1

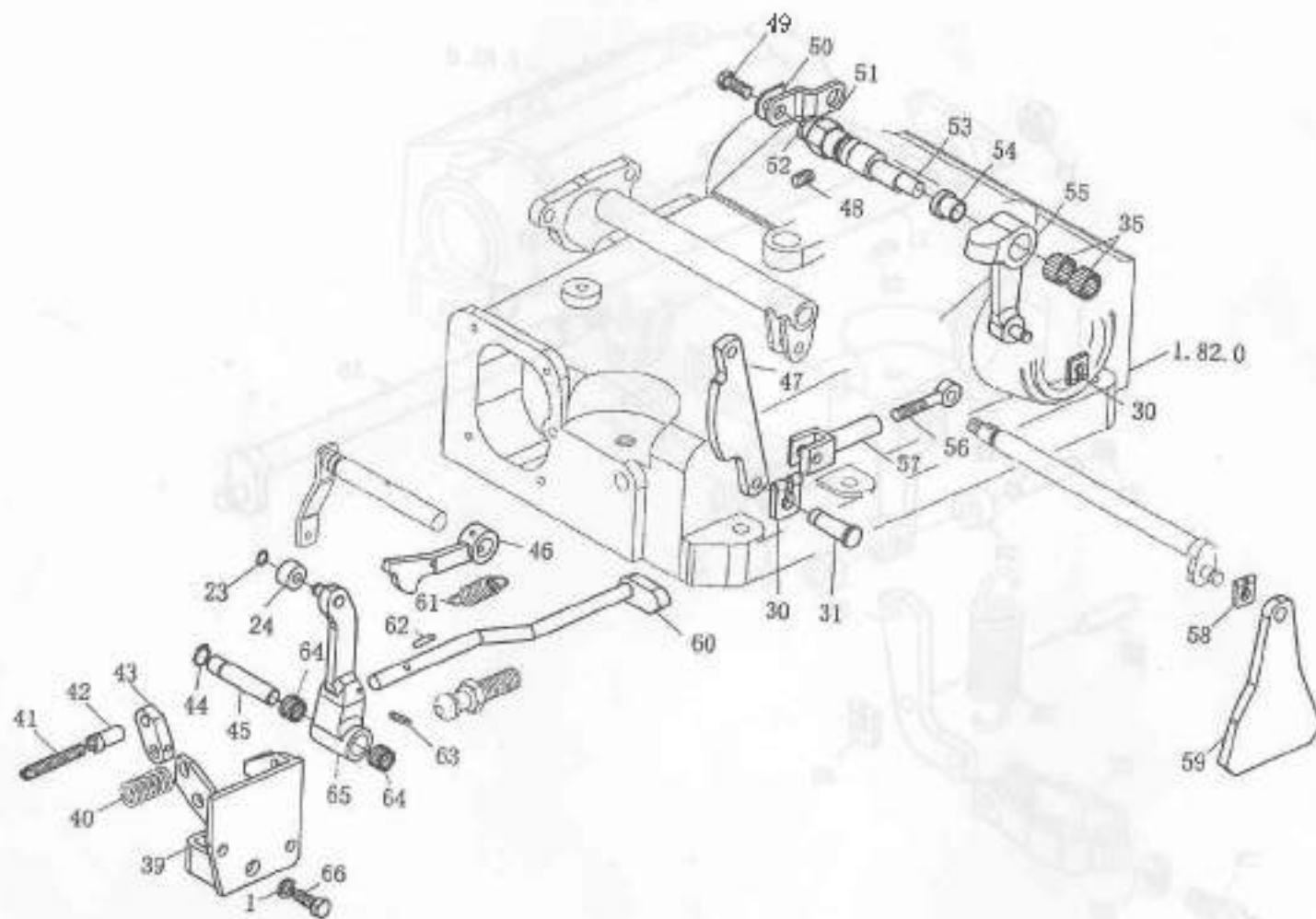
1.82 分配器操纵机构(选装) Distributor control mechanism(Optional)



1.82 分配器操纵机构(选装) Distributor control mechanism(Optional)



1.82 分配器操纵机构(选装) Distributor control mechanism(Optional)



1.82 分配器操纵机构(选装) Distributor control mechanism(Optional)

序号 No.	零件名称	Parts name	零件代号 Drawing No.	数量 Qty.
1	垫圈 8	Spring washer 8	GB 7244 - 87	8
2	螺母 M8	Nut M8	GB 6170 - 86	3
3	双头螺栓	Stud	13544324/10219	3
4	扇形板隔套	Spacer, sector	5117204/1.82.515	3
5	操纵扇形板弹簧罩	Spring cover, sector	5129672/1.82.519	1
6	弹簧	Spring	4973370/1.82.513	1
7	弹簧	Spring	4952761/1.82.511	1
8	摩擦衬盘	Friction disk	5153008/1.82.508A	2
9	摩擦衬盘	Friction disk	5153007/1.82.508	1
10	螺栓 M8 × 25	Bolt M8 × 25	GB 5783 - 86	3
11	操纵杠杆支座	Support, control lever	5129377/1.82.517	1
12	螺旋弹性销 4 × 24	Helical elastic pin 4 × 24	13938070/12216	1
13	O形密封圈 10.82 × 1.78	O - seal ring 10.82 × 1.78	14453081/14618	2
14	堵塞	Plug	5129399/1.82.544	1
15	矩形截面密封圈 22 × 28 × 1.5	Square section seal ring 22 × 28 × 1.5	10263460/14607	1
16	升 - 中立 - 降操纵杆	Lifting - neutral - lowering control lever	5129393/1.82.542	1
17	力调节杠杆轮毂合件	Hub assembly, automatic draft control lever	5129376/1.82.502	1
18	位调节杠杆轮毂合件	Hub assembly, automatic position control lever	5129374/1.82.518A	1
19	自锁螺母 M10 × 1.25	Self - locking Nut M10 × 1.25	125756114/10145	1
20	O形密封圈 21.89 × 2.62	O - seal ring 21.89 × 2.62	14457681/14618	1
21	力调节操纵轴	Control shaft, automatic draft control	5129388/1.82.550	1
22	键 4 × 14	Key 4 × 14	GB 1096 - 76	1
23	挡圈 8	Retaining ring 8	GB 894.1 - 86	3
24	滚轮	Roller	5111028/1.82.562	3

1.82 分配器操纵机构(选装) Distributor control mechanism(Optional)

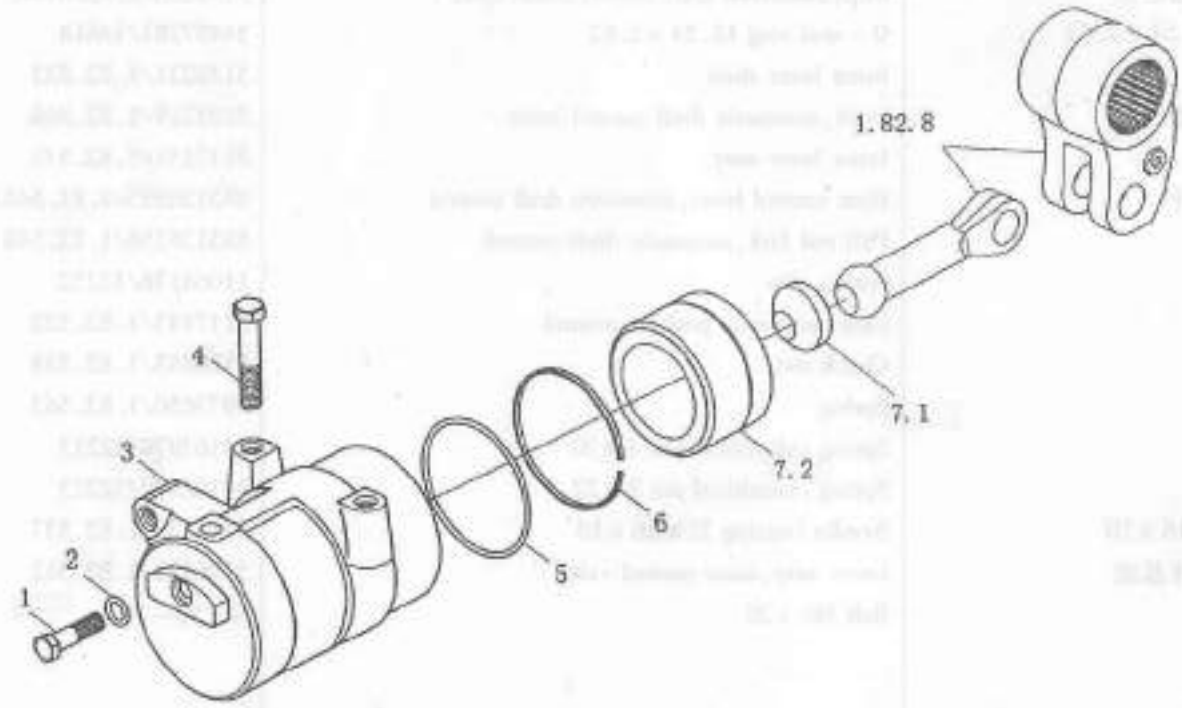
序号 No.	零件名称	Parts name	零件代号 Drawing No.	数量 Qty.
25	销	Pin	5011775/1.82.532	1
26	杠杆臂弹簧	Spring, lever arm	5148884/1.82.588	1
27	控制阀拉杆	Pull rod, control valve	5120281/1.82.586	1
28	球头螺栓	Ball bolt	5120282/1.82.587	1
29	螺母 M10 × 1.25	Nut M10 × 1.25	GB 6173 - 86	1
30	弹簧卡片 8	Spring clip 8	11064076/12252	3
31	销	Pin	5117161/1.82.557	1
32	销	Pin	5117136/1.82.561	1
33	杠杆臂总成	Lever arm assy	5117135/1.82.541	1
34	操纵杆	Control lever	5120291/1.82.541	1
35	滚针轴承 14 × 20 × 12	Needle bearing 14 × 20 × 12	5109160/1.82.536	4
36	力调节杆衬套	Bush, automatic draft control lever	5116251/1.82.543	1
37	键 5 × 10	Key 5 × 10	GB 1096 - 79	1
38	曲柄轴	Crank shaft	5129386/1.82.506	1
39	杠杆支座	Support, lever	5129400/1.82.531	1
40	机油滤清器弹簧	Spring, oil filter	4959139/1.63.807	1
41	限位调节螺栓 M8 × 1.25 × 55	Check adjusting bolt M8 × 1.25 × 55	5121522/1.82.540	1
42	限位调节螺管 M8 × 1.25 × 20	Check adjusting screw tube M8 × 1.25 × 20	5121523/1.82.540A	1
43	前限位块	Front check block	885120284/1.82.539A	1
44	挡圈 12	Retaining ring 12	13397576/12248	1
45	销	Pin	5117156/1.82.530	1
46	升 - 中立 - 降凸轮	Lifting - neutral - lowering cam	5129396/1.82.527	1
47	力调节凸轮	Cam, automatic draft control	5122497/1.82.524	1
48	螺钉 M8 × 12	Screw M8 × 12	GB 71 - 85	1

1.82 分配器操纵机构(选装) Distributor control mechanism(Optional)

序号 No.	零件名称	Parts name	零件代号 Drawing No.	数量 Qty.
49	螺栓 M10 × 1.25 × 18	Bolt M10 × 1.25 × 18	GB 5786 - 86	1
50	垫片 10	Gasket 10	14198800/10182	1
51	力调节内杠杆轴夹头	Clip, automatic draft control inner lever	5135220/1.82.515A	1
52	O形密封圈 15.54 × 2.62	O - seal ring 15.54 × 2.62	14457281/14618	1
53	内杠杆轴	Inner lever shaft	5135221/1.82.533	1
54	力调节杠杆衬套	Bush, automatic draft control lever	5135219/1.82.546	1
55	内杠杆总成	Inner lever assy	5117151/1.82.535	1
56	力调节后操纵杆	Rear control lever, automatic draft control	885136355/1.82.548A	1
57	力调节拉杆叉	Pull rod fork, automatic draft control	885136356/1.82.548	1
58	弹簧卡片	Spring clip	11064176/12252	1
59	位调节凸轮	Cam, automatic position control	5117143/1.82.522	1
60	限位杆	Check rod	5120285/1.82.538	1
61	弹簧	Spring	4973650/1.82.563	1
62	圆柱销 4 × 20	Spring cylindrical pin 4 × 20	14163970/12213	1
63	圆柱销 3 × 22	Spring cylindrical pin 3 × 22	14162070/12213	1
64	滚针轴承 12 × 16 × 10	Needle bearing 12 × 16 × 10	5117138/1.82.537	2
65	主控制阀操纵杆总成	Lever assy, main control valve	5126221/1.82.512	1
66	螺栓 M8 × 20	Bolt M8 × 20	GB 30 - 76	2

1.82 提升器油缸活塞及辅助油缸机构 Lifter cylinder piston and auxiliary oil tank mechanism

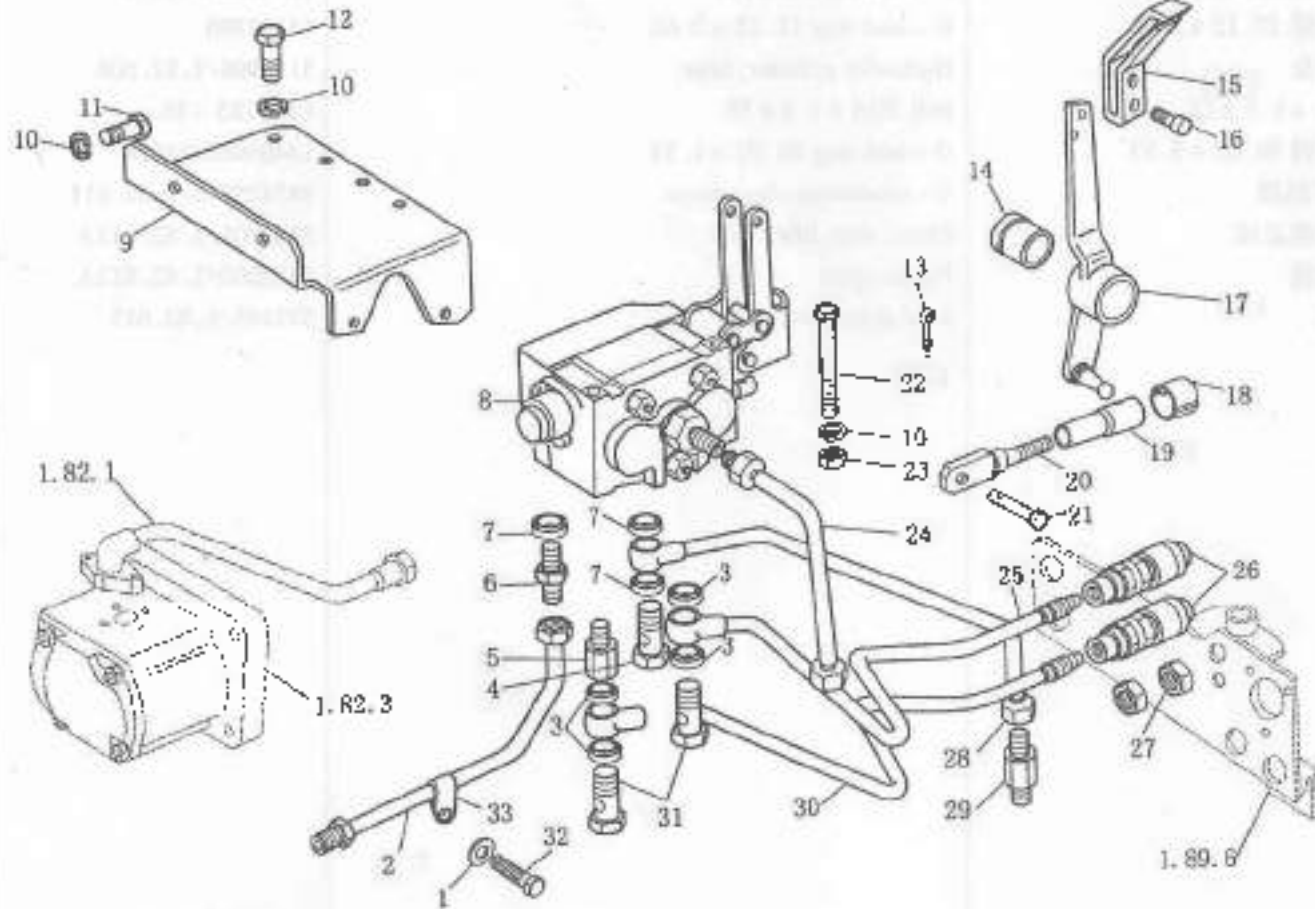
序号 No.	件名 Part name	数量 Quantity	备注 Remarks	件号 Part No.
1	螺栓 Bolt	1		1000001
2	螺母 Nut	1		1000002
3	密封圈 Sealing ring	1		1000003
4	销 Pin	1		1000004
5	垫圈 Washer	1		1000005
6	油封 Oil seal	1		1000006
7	缸套 Cylinder sleeve	1		1000007
7.1	缸套下环 Cylinder sleeve lower ring	1		1000008
7.2	缸套上环 Cylinder sleeve upper ring	1		1000009
8	辅助油缸 Auxiliary oil tank	1		1000010



1.82 提升器油缸活塞及辅助油缸机构 Lifter cylinder piston and auxiliary oil tank mechanism

序号 No.	零件名称	Parts name	零件代号 Drawing No.	数量 Qty.
1	螺栓 M14 × 1.5 × 65	Bolt M14 × 1.5 × 60	11227034/10312	1
2	O形密封圈 17.12 × 2.62	O-seal ring 17.12 × 2.62	14457380	1
3	提升器油缸	Hydraulic cylinder, lifter	5131998/1.82.608	1
4	螺栓 M16 × 1.5 × 75	Bolt M16 × 1.5 × 75	GB 5785-86	2
5	O形密封圈 98.02 × 3.53	O-seal ring 98.02 × 3.53	14465980/14618	1
6	活塞O形挡圈	O-retaining ring, piston	885125941/1.82.611	1
7	提升器活塞总成	Piston assy, lifter	5132001/1.82.612A	1
7.1	提升器活塞	Piston, lifter	5132000/1.82.612A	1
7.2	活塞杆座	Seat, piston rod	573148/1.82.615	1

1.82 一片分配阀(单/双) Single-action Distributor (single/double)



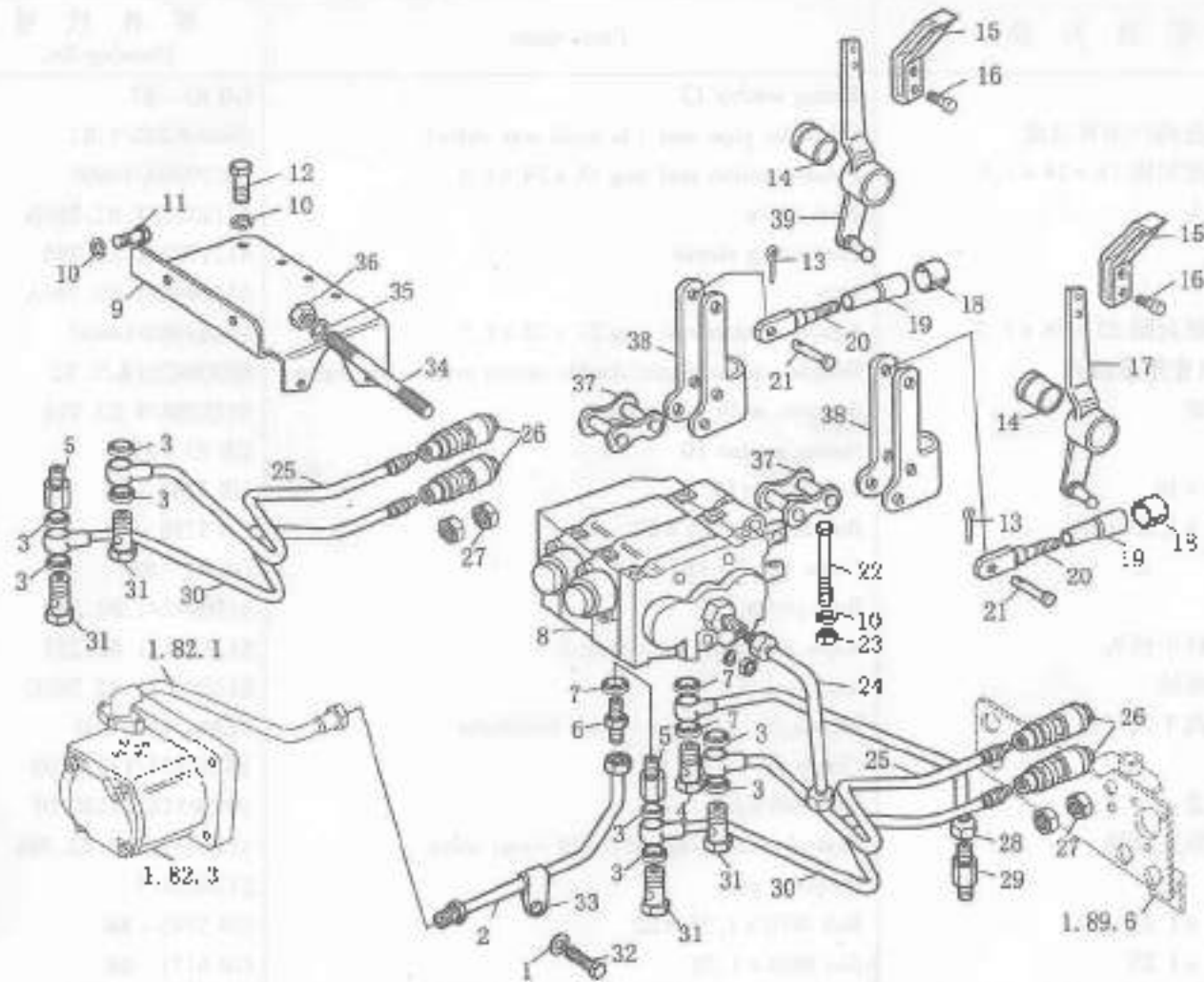
1.82 一片分配阀(单/双) Single - action Distributor (single/double)

序号 No.	零件名称	Parts name	零件代号 Drawing No.	数量 Qty.
1	垫圈 12	Spring washer 12	GB 93 - 87	1
2	连接到多路阀出油管总成	Outlet pipe assy (to multi - way valve)	880808202/1.82	1
3	矩形截面密封圈 18 × 24 × 1.5	Square section seal ring 18 × 24 × 1.5	10259960/14607	5
4	阀门接头	Joint, valve	5112588/1.82.799B	1
5	连接套	Connecting sleeve	5121789/1.82.794	2
6	接头	Joint	5143445/1./82.794A	1
7	矩形截面密封圈 22 × 38 × 1.5	Square section seal ring 22 × 38 × 1.5	10263460/14607	4
8	单片单/双作用多路阀总成	Single - plate single/double multi - way valve assy	885147035A	1
9	多路阀支架	Support, multi - way valve	5125388/1.82.714	1
10	垫圈 10	Spring washer 10	GB 93 - 87	8
11	螺栓 M10 × 1.25 × 22	Bolt M10 × 1.25 × 22	GB 5786 - 86	4
12	螺栓 M10 × 16	Bolt M10 × 16	GB 5783 - 86	1
13	销 2 × 18	Cotter pin 2 × 18	GB 91 - 86	1
14	杠杆衬套	Bush, lever	5126032/1.82.262	2
15	力调节杠杆手柄头	Knob, automatic draft control	5126318/1.82.227	1
16	旋扭固定螺栓	Knob bolt	5113531/1.82.797C	2
17	一片分配阀手柄杠杆	Handle lever, single - plate distribution valve	SZ804.61C.010	1
18	夹头 13	Clamp	10125574/13130/03	1
19	球头连接盖	Cap, ball joint	10124514/13130/01	1
20	多路阀操纵连接杆	Control connecting rod, multi way - valve	5126037SZ/1.82.748	1
21	连接销	Coupling pin	5126824/5	1
22	螺栓 M10 × 1.25 × 65	Bolt M10 × 1.25 × 65	GB 5785 - 86	3
23	螺母 M10 × 1.25	Nut M10 × 1.25	GB 6171 - 86	3
24	从多路阀到提升器的进油管总成	Inlet pipe assy, from multiway valve to lifter	5129173/1.82.792	1

1.82 一片分配阀(单/双) Single-action Distributor(single/double)

序号 No.	零件名称	Parts name	零件代号 Drawing No.	数量 Qty.
25	从多路阀到快换接头的下油管总成	Lower oil assy. from multiway valve to quick-change adaptor	5129179/1.82.793	1
26	液压输出接头总成	Adaptor assy. of hydraulic powerout	SZ1204.58.033	1
26.1	阴接头合件	Female adaptor assy	SZ1204.58.033-B	2
26.2	阳接头合件	Male adaptor assy	SZ1204.58.033-A	2
27	六角螺母 M24 × 1.5	Hexagon nut M24 × 1.5	5129168/1.82.785	4
28	出油管总成	Oil outlet pipe assy	1.82.791/8A5129171	1
29	多路阀出油管总成	Oil outlet pipe joint, multi-way valve	5133609/1.82.787	1
30	从多路阀到快换接头的上油管总成	Oil ascending pipe assy	5129181/1.82.793A	1
31	输油管空心螺栓	Hollow bolt, oil feed pipe	5100984/1.82.799A	2
32	螺栓 M12 × 1.25 × 16	Bolt M12 × 1.25 × 16	GB 7586-86	1
33	支架	Bracket	885149048/1.82.158	1

1.82 两片分配阀(单/双)(选装) Double-effect Distributor(single/double)(Optional)



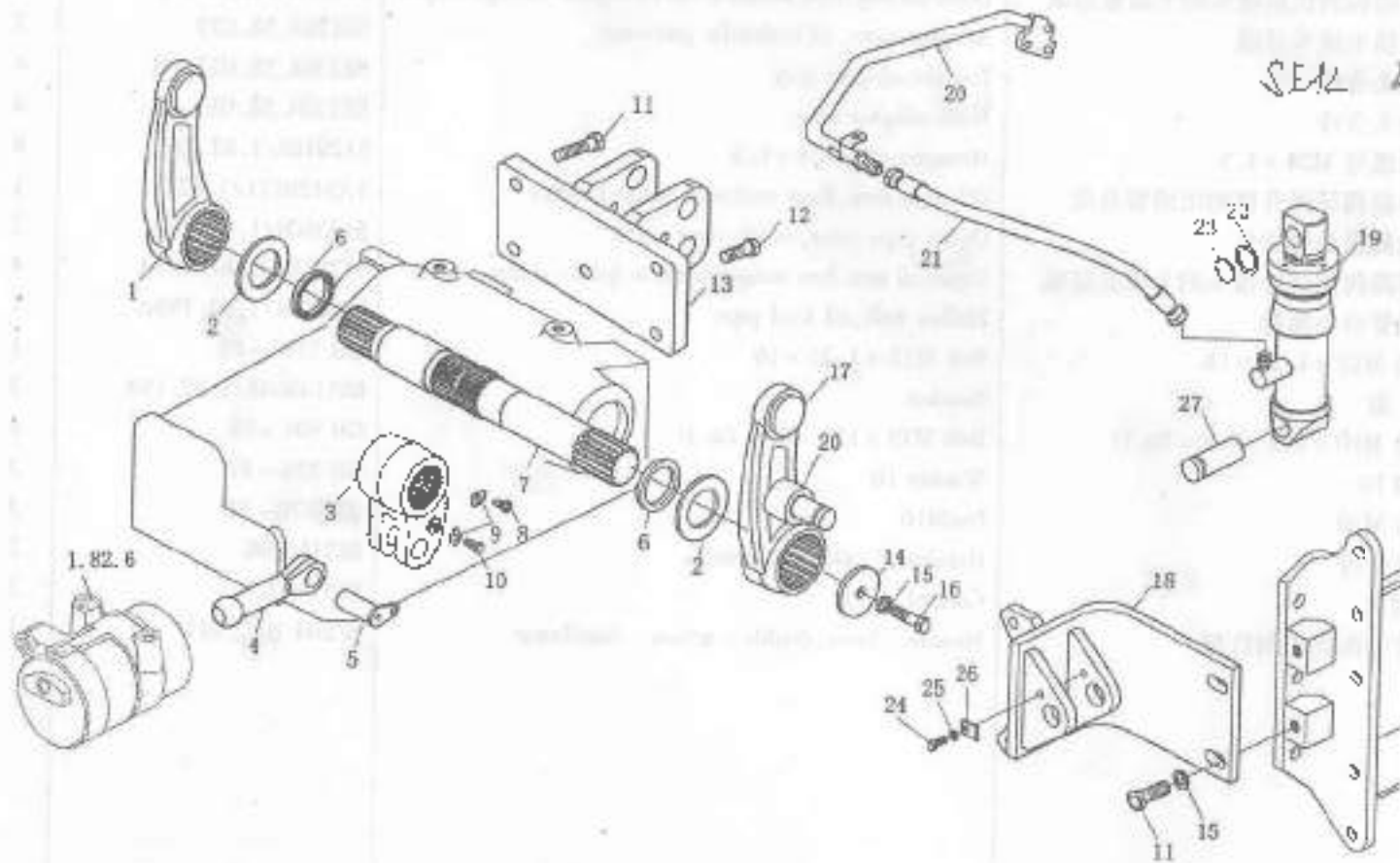
1.82 两片分配阀(单/双)(选装) Double-effect Distributor(single/double)(Optional)

序号 No.	零件名称	Parts name	零件代号 Drawing No.	数量 Qty.
1	垫圈 12	Spring washer 12	GB 93-87	1
2	连接到多路阀出油管总成	Oil outlet pipe assy (to multi way valve)	880808202/1.82	1
3	矩形截面密封圈 18×24×1.5	Square section seal ring 18×24×1.5	10259960/14607	9
4	阀上的接头	Joint, valve	5112588/1.82.799D	1
5	连接套	Connecting sleeve	5121789/1.82.794	2
6	接头	Joint	5143445/1.82.794A	1
7	矩形截面密封圈 22×28×1.5	Square section seal ring 22×28×1.5	10263460/14607	4
8	双片单/双作用多路阀	Double-plate single/double action multi-way valve	880008261A/1.82	
9	多路阀支架	Support, multi-way valve	5125388/1.82.714	1
10	垫圈 10	Spring washer 10	GB 93-87	8
11	螺栓 M10×16	Bolt M10×16	GB 5783-86	4
12	螺栓 M10×1.25×22	Bolt M10×1.25×22	GB 5786-86	1
13	销 2×18	Cotter pin 2×18	GB 91-86	1
14	杠杆衬套	Bush, lever	5126032/1.82.262	2
15	力调节杠杆手柄头	Knob, automatic draft control	5126318/1.82.227	2
16	旋钮固定螺栓	Knob bolt	5113531/1.82.797C	4
17	一片分配阀手柄杠杆	Handle lever, Single-plate distributor	SZ804.61C.010	1
18	夹头 13	Clamp 13	10125574/13130/03	2
19	球头连接盖	Cap, ball joint	10124514/13130/01	2
20	多路阀操纵连接杆	Control connecting rod, multi-way valve	5126037SZ/1.82.748	2
21	连接销	Coupling pin	5126824/5	2
22	螺栓 M10×1.25×22	Bolt M10×1.25×22	GB 5785-86	3
23	螺母 M10×1.25	Nut M10×1.25	GB 6171-86	3
24	从多路阀到提升器的进油管总成	Inlet pipe assy, from multiway valve to lifter	880808204/1.82	1

1.82 两片分配阀(单/双)(选装) Double-effect Distributor(single/double)(Optional)

序号 No.	零件名称	Parts name	零件代号 Drawing Nu.	数量 Qty.
25	从多路阀到快换接头的下油管总成	Lower oil assy. from multiway valve to quick-change adaptor	5129179/1.82.793	2
26	液压输出接头总成	Adaptor assy. of hydraulic powerout	SZ1204.58.033	2
26.1	阴接头合件	Female adaptor assy	SZ1204.58.033-B	4
26.2	阳接头合件	Male adaptor assy	SZ1204.58.033-A	4
27	六角螺母 M24 × 1.5	Hexagon nut M24 × 1.5	5129168/1.82.785	8
28	从多路阀到提升器的出油管总成	Oil pipe assy. from multiway valve to lifter	8A5129171/1.82791	1
29	多路阀出油管接头	Outlet pipe joint, multi-way valve	5133609/1.82.787	2
30	从多路阀到快换接头的上油管总成	Higher oil assy. from multiway valve to quick-change adaptor	5129181/1.82.793A	4
31	输油管空心螺栓	Hollow bolt, oil feed pipe	5100984/1.82.799A	1
32	螺栓 M12 × 1.25 × 16	Bolt M12 × 1.25 × 16	GB 7586-86	1
33	支架	Bracket	885149048/1.82.158	3
34	螺栓 M10 × 150 - 8.8 - Zn. D	Bolt M10 × 150 - 8.8. Zn. D	GB 901-88	3
35	垫圈 10	Washer 10	GB 859-87	3
36	螺母 M10	Nut M10	GB6170-86	3
37	挡片合件	Retaining plate assembly	885116896	2
38	控制叉	Control fork	885126027	2
39	两片分配阀手柄杠杆	Handle lever, double-action distributor	SZ804.61C.011	1

1.82 提升器轴和传力机构 Lifter shaft and power transferring mechanism



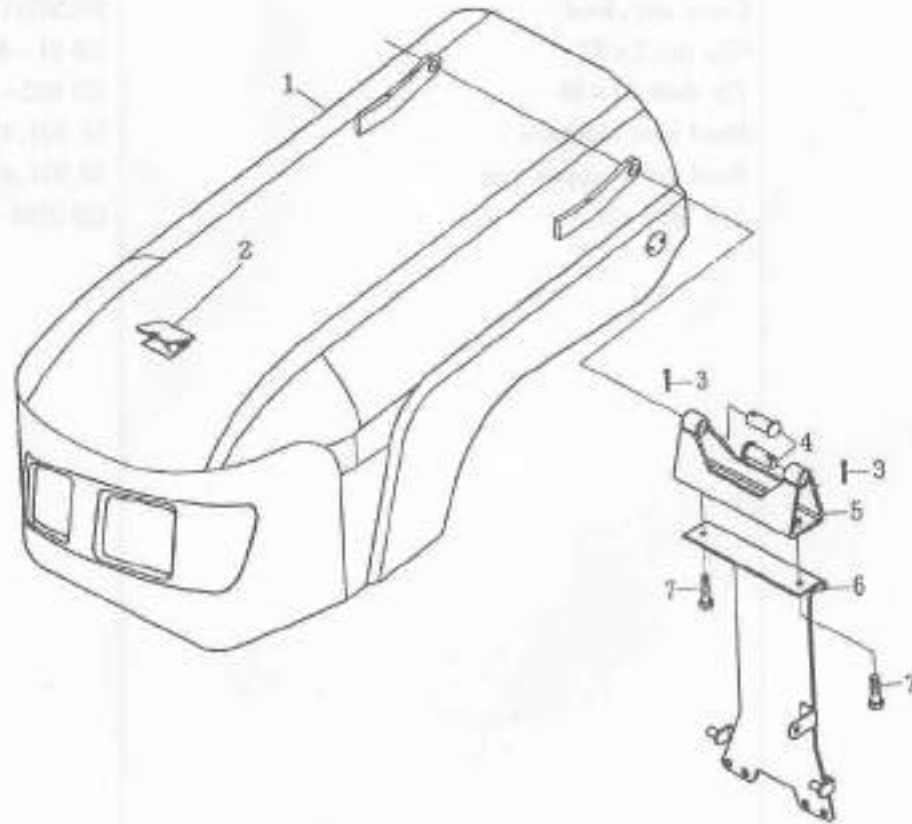
1.82 提升器轴和传力机构 Lifter shaft and power transferring mechanism

序号 No.	零件名称	Parts name	零件代号 Drawing No.	数量 Qty.
1	右提升臂总成	Lift arm assy, right hand	1.82.811A/5123959	1
2	提升轴垫圈	Washer, lift shaft	885111082/1.82.818	2
3	内提升臂总成	Inner lift arm assy	5122372/1.82.805	1
4	活塞杆	Piston rod	5121221/1.82.812	1
5	顶杆销	Pin, piston rod	5122356/1.82.813	1
6	提升轴油封 55 × 70 × 8	Oil seal 55 × 70 × 8, lift shaft	5105903/1.82.821	2
7	提升轴	Lift shaft	5117187/1.82.808	1
8	定位螺栓	Dowel bolt	5117190/1.82.819	1
9	垫圈 10	Washer 10	GB 854 - 88	2
10	螺栓 M10 × 1.25 × 16	Bolt M10 × 1.25 × 16	GB 5786 - 86	1
11	螺栓 M14 × 1.5 × 40	Bolt M14 × 1.5 × 40	GB 5786 - 86	4
12	螺栓 M14 × 1.5 × 35	Bolt M14 × 1.5 × 35	GB 5786 - 86	1
13	上拉杆支座合金件	Support weldment, upper pull rod	SZ804.55.020	1
14	提升轴垫圈	Washer, lifter shaft	5122898/1.82.817	2
15	垫圈 14	Washer 14	GB 93 - 86	2
16	螺栓 M14 × 1.5 × 30	Bolt M14 × 1.5 × 30	GB 5788 - 86	2
17	左提升臂总成	Lifter arm assy, left hand	1.82/8808082053	1
18	辅助油缸支座总成	Bracket assy, auxiliary oil tank	SZ904.55.010	1
19	辅助油缸总成	Auxiliary tank assy	1.82/8A08082001	1
20	辅助油缸油管	Oil pipe, auxiliary oil tank	1.82.193A/5133117	1
21	到油缸的输油软管	Outlet oil hose to oil tank	5126672/1.63.566	1
22	垫圈	Washer	1.82.195/44018747	1
23	挡圈 28	Retaining ring 28	GB 894.1 - 86	1
24	螺栓 M10 × 1.5 × 16	Bolt M10 × 1.5 × 16	GB 5786 - 86	1

1.82 提升器轴和传力机构 Lifter shaft and power transferring mechanism

序号 No.	零件名称	Parts name	零件代号 Drawing No.	数量 Qty.
25	锁片 10	Locking piece 10	14198801/10188	1
26	紧固垫片	Fixed washer	1.32.032/44002815	1
27	辅助油缸销	Pin, auxiliary oil tank	1.82.191/5101297	1

1.83 机罩 Hood

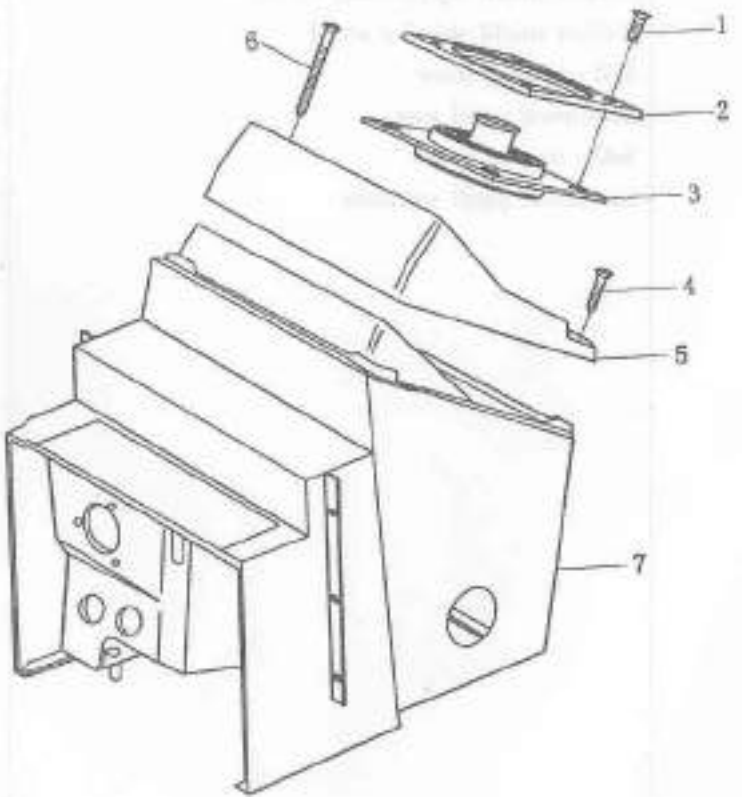


1.83 机罩 Hood

序号 No.	零件名称	Parts name	零件代号 Drawing No.	数量 Qty.
1	前机罩总成	Front hood assy	SZ804.47A.001	1
2	机罩上活盖总成	Cover assy, hood	596567/1.83.06B	1
3	开口销 5 × 32	Clip pin 5 × 32	GB 91 - 86	2
4	销轴 20 × 50	Pin shaft 20 × 50	GB 882 - 86	2
5	机罩铰链焊合件	Hood joint weldment	SZ 804.47.013	1
6	机罩下支架焊合件	Hood lower support assy	SZ 804.47A.012	1
7	螺栓 M10 × 25	Bolt M10 × 25	GB 5781 - 86	2


1.84 仪表板 Instrument panel

序号 No.	零件名称 Part name	数量 Qty.	备注 Remarks
1	仪表盘盖	1	
2	仪表盘盖衬垫	1	
3	仪表盘盖衬垫	1	
4	仪表盘盖衬垫	1	
5	仪表盘盖衬垫	1	
6	仪表盘盖衬垫	1	
7	仪表盘盖衬垫	1	



1.84 仪表板 Instrument panel

序号 No.	零件名称	Parts name	零件代号 Drawing No.	数量 Qty.
1	螺钉 M5 × 16	Screw M5 × 16	GB 818 - 85	4
2	方向盘橡皮罩盖	Rubber shield cap, steering wheel	5129954/1.84.2	1
3	方向盘橡皮罩	Rubber shield, steering wheel	5129953/1.84.2	1
4	自攻螺钉	Self-tapping screw	GB 845 - 85	2
5	仪表板总成	Instrument panel assy	8A5126708/1.84.100	1
6	自攻螺钉	Self-tapping screw	GB 845 - 85	2
7	仪表板罩焊合件	Instrument panel weldment	SZ804.45.041	1




1.85 驾驶座 Driver's seat

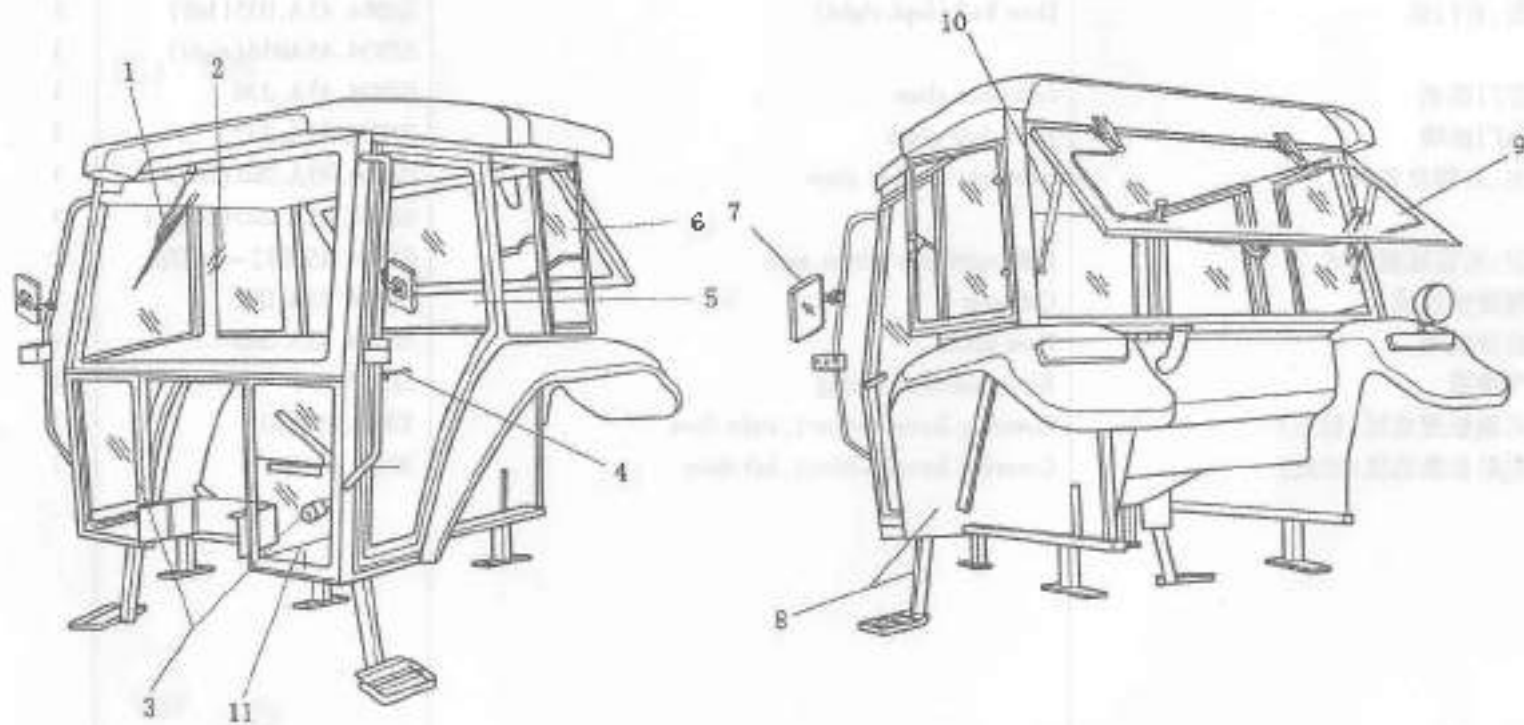
序号	零件名称	数量	备注
1	座椅靠背	1	
2	座椅坐垫	1	
3	座椅底座	1	
4	座椅靠背调节螺栓	2	
5	座椅靠背调节垫圈	2	

1.85 驾驶座 Driver's seat

序号 No.	零件名称	Parts name	零件代号 Drawing No.	数量 Qty.
1	驾驶座总成	Driver's seat assy	SZ1204.00.002	1
2	螺栓 M12 × 35	Bolt M12 × 35	CB 5783 - 86	4
3	垫圈 12	Washer 12	GB 93 - 87	4
4	螺母板	Bolt board	1.87.019/5103790	2
5	螺母 M12 × 6 - Zn. D	Nut M12 × 6 - Zn. D	GB 6170 - 86	4



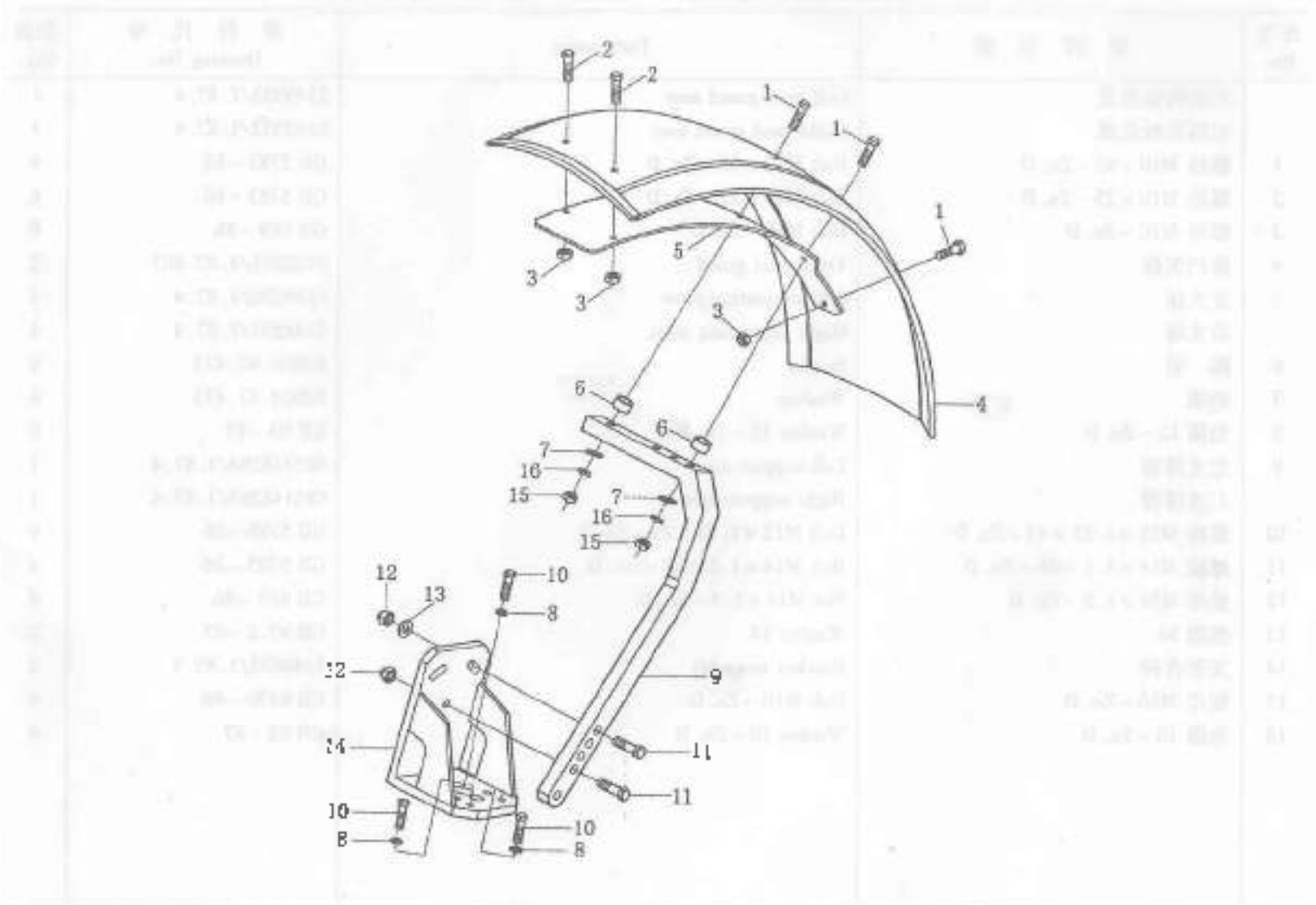
1.87 驾驶室 Drivers Cab



1.87 驾驶室 Driver's Cab

序号 No.	零件名称	Parts name	零件代号 Drawing No.	数量 Qty.
1	刮水器总成	Windshield wiper assy	ZD1230	1
2	前窗玻璃	Front glass	SZ804.45A.153	1
3	下风挡	Lower windshield	SZ804.45A.154	1
4	左、右门锁	Door lock (left, right)	SZ804.45A.035 (left) SZ804.45A036 (right)	1 1
5	左门玻璃	Left door glass	SZ804.45A.236	1
	右门玻璃	right door glass	SZ804.45A.237	1
6	左、右侧窗玻璃	left/right window glass	SZ804.45A.201 (left) SZ804.45A.203 (Right)	1 1
7	左、右后视镜总成	Left/right rear mirror assy	SZ804.45.072-1/073	1
8	驾驶室总成	Cab assy	SZ804.45A.001	1
9	后窗玻璃	Rear glass	SZ804.45A.205	1
10	气弹簧	Air - controled spring	5131707/4	1
11	右地板覆盖层(橡胶)	Covering layer(rubber), right floor	X804.45.510	1
	左地板覆盖层(橡胶)	Covering layer(rubber), left floor	X804.45.511	1

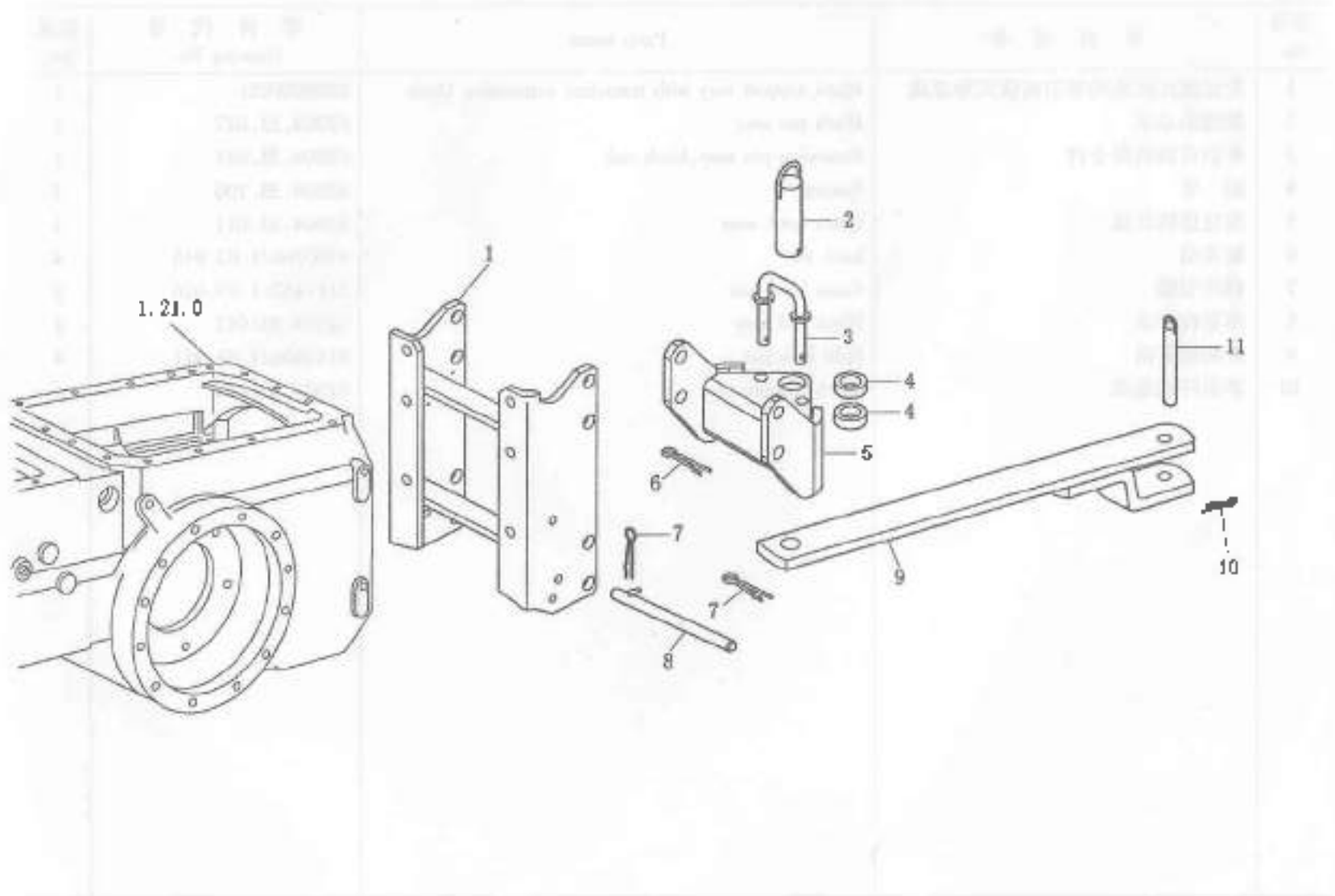
1.87 前挡泥板(选装) Front mud guard(Optional)



1.87 前挡泥板(选装) Front mud guard(Optional)

序号 No.	零件名称	Parts name	零件代号 Drawing No.	数量 Qty.
	左挡泥板总成	Left mud guard assy	5149533/1.87.4	1
	右挡泥板总成	Right mud guard assy	5149532/1.87.4	1
1	螺栓 M10 × 65 - Zn. D	Bolt M10 × 65 - Zn. D	GB 5783 - 86	4
2	螺栓 M10 × 25 - Zn. D	Bolt M10 × 25 - Zn. D	GB 5783 - 86	6
3	螺母 M10 - Zn. D	Bolt M10 - Zn. D	GB 889 - 86	6
4	前挡泥板	Front mud guard	5122261/1.87.407	2
5	左支板	Left supporting plate	5148596/1.87.4	1
	右支板	Right supporting plate	5148597/1.87.4	1
6	隔套	Spacer	SZ804.47.433	4
7	垫圈	Washer	SZ804.47.435	4
8	垫圈 12 - Zn. D	Washer 12 - Zn. D	GB 93 - 87	6
9	左支撑臂	Left support arm	885148594/1.87.4	1
	右支撑臂	Right support arm	885148595/1.87.4	1
10	螺栓 M12 × 1.25 × 45 - Zn. D	Bolt M12 × 1.25 × 45 - Zn. D	GB 5786 - 86	6
11	螺栓 M14 × 1.5 × 65 - Zn. D	Bolt M14 × 1.5 × 65 - Zn. D	GB 5785 - 86	4
12	螺母 M14 × 1.5 - Zn. D	Nut M14 × 1.5 - Zn. D	GB 889 - 86	4
13	垫圈 14	Washer 14	GB 97.1 - 85	2
14	支架合件	Bracket assembly	5148602/1.87.4	2
15	螺母 M10 - Zn. D	Bolt M10 - Zn. D	GB 6170 - 86	4
16	垫圈 10 - Zn. D	Washer 10 - Zn. D	GB 93 - 87	4

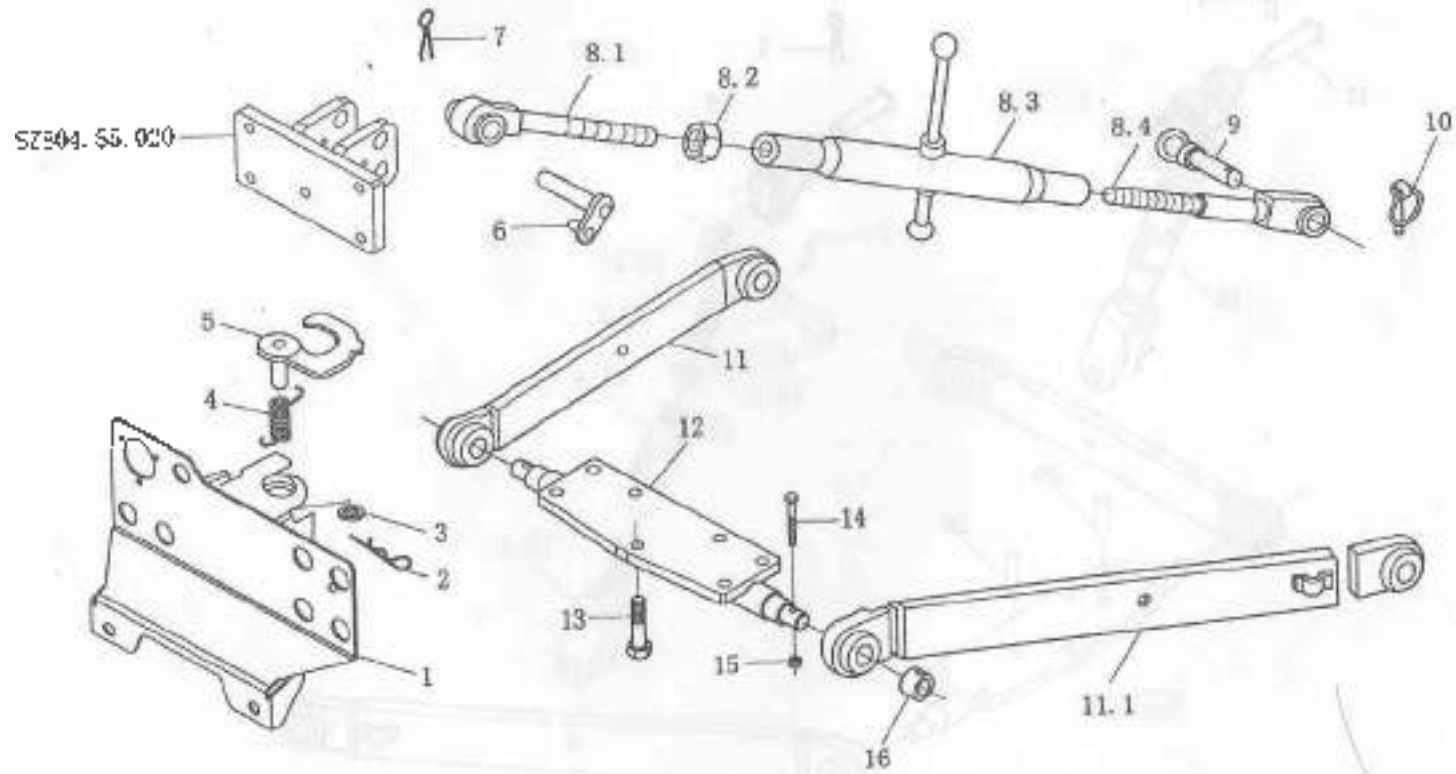
1.89 牵引装置 Hitch device



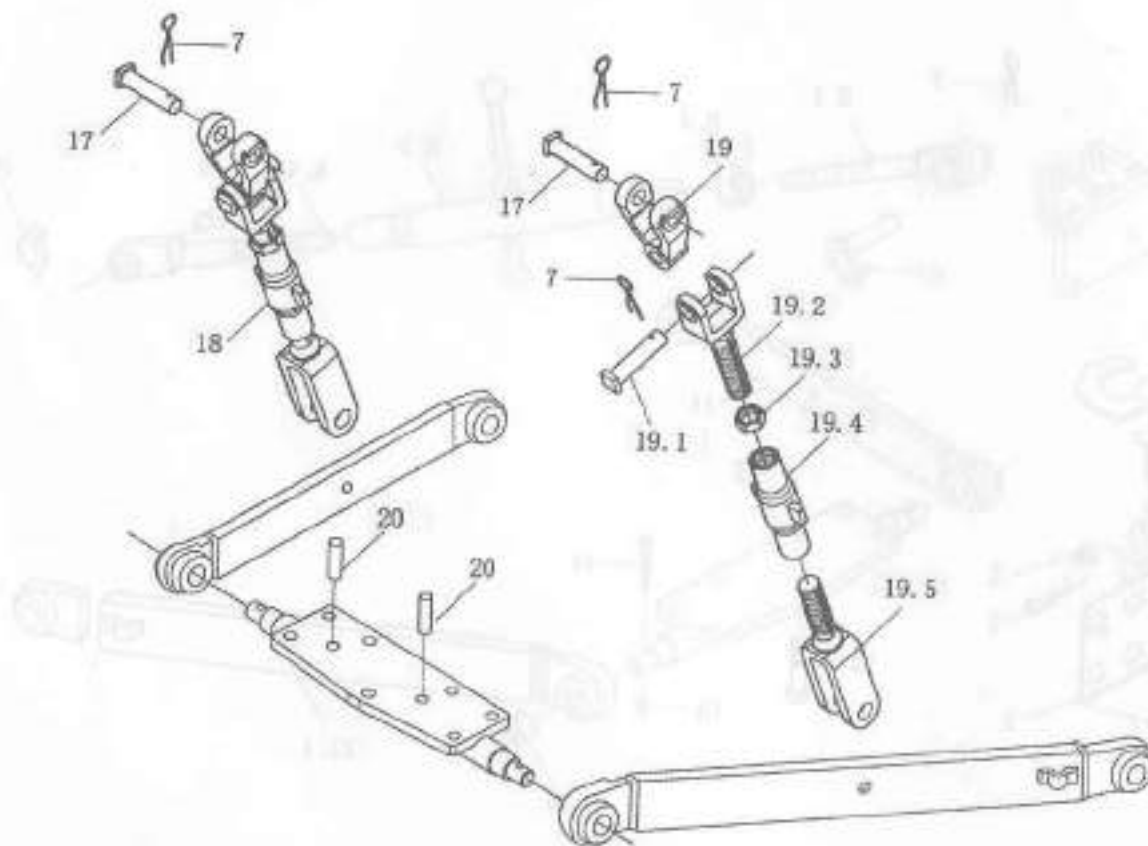
1.89 牵引装置 Hitch device

序号 No.	零件名称	Parts name	零件代号 Drawing No.	数量 Qty.
1	带过渡连接块的牵引挂接支架总成	Hitch support assy with transition connecting block	8808089051	1
2	拖挂钩总成	Hitch pin assy	SZ804.53.012	1
3	牵引杆挡销焊合件	Retaining pin assy, hitch rod	SZ804.35.011	1
4	隔套	Spacer	SZ804.35.106	2
5	拖挂挂钩总成	Hitch hook assy	SZ804.53.011	1
6	锁紧销	Lock pin	4400766/1.82.945	4
7	横牵引销	Cross hitch pin	5117437/1.89.026	2
8	牵引杆总成	Hitch rod assy	SZ804.35.012	1
9	开尾销紧销	Split lock pin	5112606/1.89.961	4
10	牵引杆销总成	Hitch rod pin assy	SZ804.35.013	1

1.89 悬挂机构 Suspension mechanism



1.89 悬挂机构 Suspension mechanism



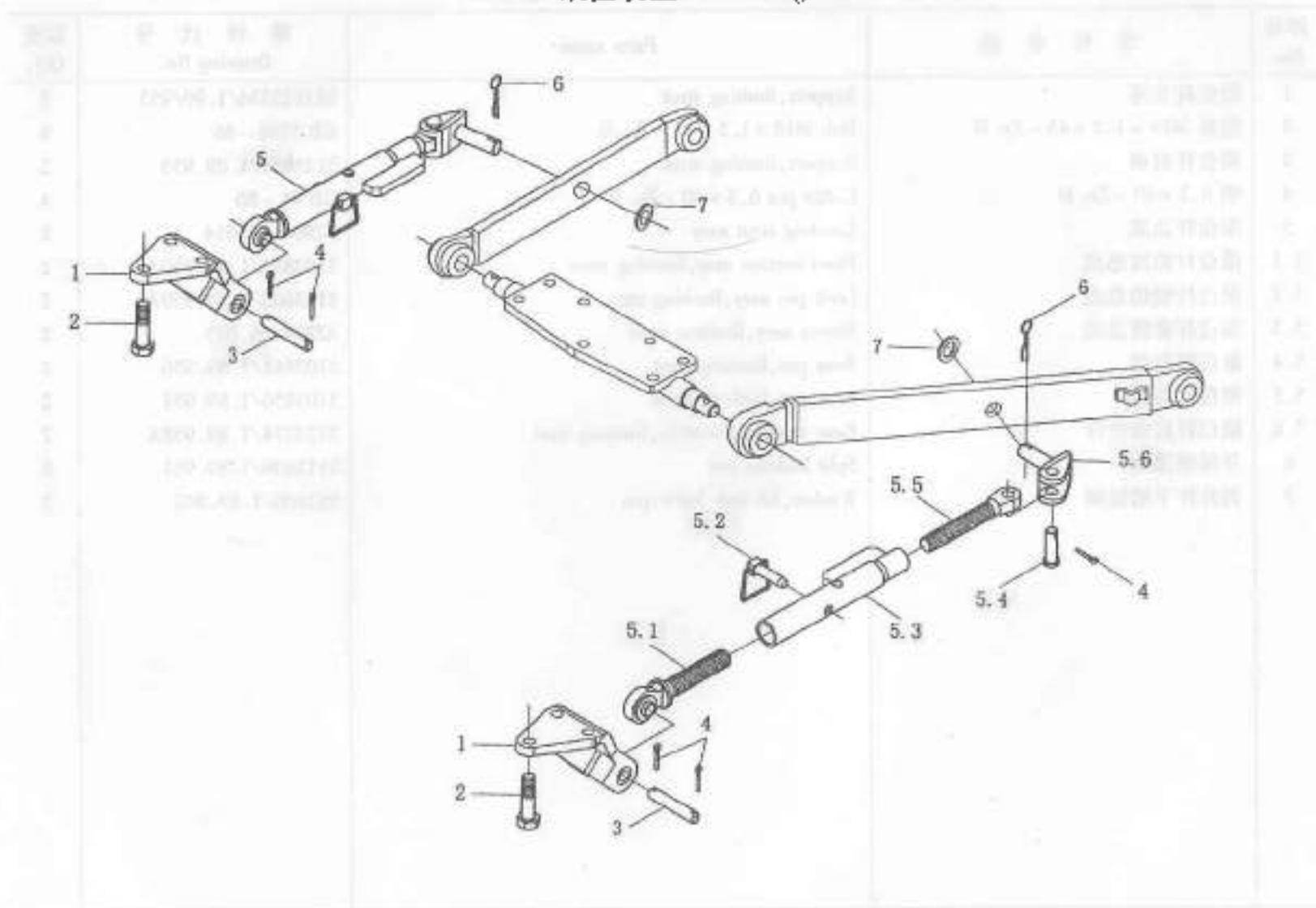
1.89 悬挂机构 Suspension mechanism

序号 No.	零件名称	Parts name	零件代号 Drawing No.	数量 Qty.
1	快换接头支座总成	Self-sealing quick coupling support assy	SZ804.56.021	1
2	销 3.2 × 25	Cotter 3.2 × 25	GB 91 - 86	3
3	垫圈 12	Washer 12	GB 97.1 - 85	1
4	斜撑钩止动弹簧	Check spring with strut hook	5140549/1.89.067	1
5	上拉杆挂钩 (运输使用)	Hook, upper link (for transportation)	5112423/1.87.068	1
6	上拉杆前连接销总成	Front coupling pin assy, upper link	5120672/1.89.669	1
7	开口销	Cotter pin	567406/1.82.945	5
8	上拉杆总成	Upper link assy	SZ804.56.011	1
8.1	上拉杆前螺杆总成	Front screw assy, upper link	5143009/1.89.661A	1
8.2	螺母 M30 - Zn. D	Bolt M30 - Zn. D	GB 6170 - 86	1
8.3	上拉杆调节螺管总成	Adjusting screw assy, upper link	SZ804.56.018	1
8.4	上拉杆后螺杆总成	Rear screw assy, upper link	5143010/1.89.662A	1
9	上拉杆后销	Rear pin, upper link	822483/1.82.967	1
10	锁销总成	Lock pin assy	4967704/1.82.941A	1
11	右下拉杆总成	Right lower link	SZ804.56.017 - 1	1
11.1	左下拉杆总成	Left lower link	SZ804.56.012 - 1	1
12	下拉杆支承座合作	Support assy, lower link	SZ804.56.020 - 1	1
13	螺栓 M16 × 1.5 × 40	Bolt M16 × 1.5 × 40	GB 5783 - 86	7
14	螺栓 M10 × 60 - Zn. D	Bolt M10 × 60 - Zn. D	GB 6170 - 86	2
15	螺母 M10 - Zn. D	Bolt M10 - Zn. D	5116246/1.89.624A	2
16	下拉杆挡圈	Retaining ring, lower link	SZ804.56.113	2
17	左右提升杆上连接销	Upper joint pin left and right lift link	5111643/1.89.657	2
18	提升杆总成	Lift link assy	SZ804.56.013 - 2	2
19	提升杆上连接叉	Upper coupling yoke lift link	SZ804.56.114	2

1.89 悬挂机构 Suspension mechanism

序号 No.	零件名称	Parts name	零件代号 Drawing No.	数量 Qty.
19.1	左右提升杆上连接销	Upper pin, left and right lift link	5130456/1.89.657	2
19.2	提升杆中连接叉	Mid coupling yoke, lift link	SZ804.56.104	2
19.3	螺母 M30 - Zn. D	Nut M30 - Zn. D	GB 6170 - 86	2
19.4	提升杆调节螺管总成	Adjusting thread pipe, lift link	SZ804.56.016	2
19.5	提升杆下连接叉	Lower coupling yoke, lift link	SZ804.56.105-1	2
20	定位销 15 × 22	Positioning pin 15 × 22	5119529/1.21.071	2

1.89 限位装置 Limiting strut



I. 89 限位装置 Limiting strut

序号 No.	零件名称	Parts name	零件代号 Drawing No.	数量 Qty.
1	限位杆支座	Support, limiting strut	885125336/1. 89/953	2
2	螺栓 M18 × 1.5 × 45 - Zn. D	Bolt M18 × 1.5 × 45 - Zn. D	GB 5786 - 86	6
3	限位杆前销	Support, limiting strut	5125861/1. 89. 955	2
4	销 6.3 × 40 - Zn. D	Cotter pin 6.3 × 40 - Zn. D	GB 91 - 86	4
5	限位杆总成	Limiting strut assy	SZ804. 56. 014	2
5.1	限位杆前段总成	Front section assy, limiting strut	5103858/1. 89. 950A	2
5.2	限位杆锁销总成	Lock pin assy, limiting strut	5103862/1. 89. 959A	2
5.3	限位杆套管总成	Sleeve assy, limiting strut	SZ804. 56. 015	2
5.4	限位杆后销	Rear pin, limiting strut	5103861/1. 89. 956	2
5.5	限位杆后段	Rear pin, limiting strut	5103856/1. 89. 951	2
5.6	限位杆后销合件	Rear section assembly, limiting strut	5123274/1. 89. 958A	2
6	开尾锁紧销	Split locking pin	5112606/1. 89. 961	2
7	提升杆下销垫圈	Washer, lift link lower pin	562106/1. 89. 962	2

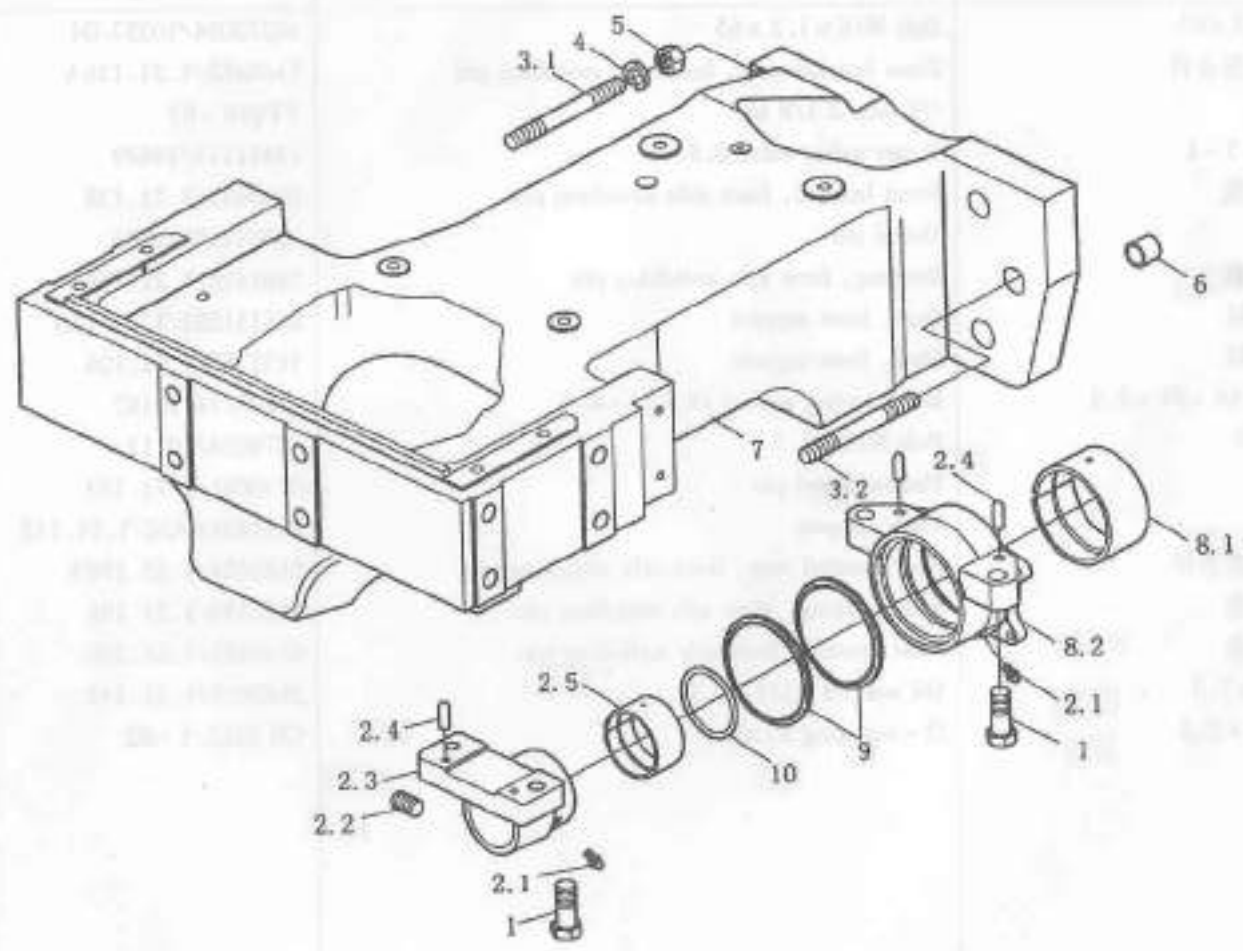
1.99 维修工具 Kit and Tools

序号 No.	中文名称 Chinese Name	英文名称 English Name	规格 Spec.	数量 Qty
1	钳子	side cut - side point	180mm	1
2	钳子	side cut - side point	150mm	1
3	螺丝刀	screw driver	150mm	1
4	撬棒	pry bar	1500mm	1
5	撬棒	pry bar	1500mm	1
6	撬棒	pry bar	1500mm	1
7	撬棒	pry bar	1500mm	1
8	撬棒	pry bar	1500mm	1
9	撬棒	pry bar	1500mm	1
10	撬棒	pry bar	1500mm	1
11	撬棒	pry bar	1500mm	1
12	撬棒	pry bar	1500mm	1
13	撬棒	pry bar	1500mm	1

1.99 维修工具 Kit and Tools

序号 No.	零件名称	Parts name	零件代号 Drawing No.	数量 Qty.
1	卡钳—孔用	Cutting pliers - for hole	880809907	1
2	卡钳—轴用	Cutting pliers - for shaft	880809906	1
3	黄油枪 100	Grease gun 100	GR 1165 - 79	1
4	内六角扳手(CBN - F316 - F318 齿轮泵用)	Inner - hex spanner(used for CBN - F316 - F318 gear pump)	680809904	1
5	双头呆扳手 22 - 24	Double - end wrench 22 - 24	5121421/1.99.211	1
6	双头呆扳手 17 - 19	Double - end wrench 17 - 19	5121420/1.99.209	1
7	双头呆扳手 11 - 14	Double - end wrench 11 - 14	5121419/1.99.208	1
8	双头呆扳手 10 - 13	Double - end wrench 10 - 13	5121418/1.99.207	1
9	扳手 27	Wrench 27	5121426/1.99.216	1
10	扳手 50	Wrench 50		1
11	双头套筒扳手 24 - 27	Double - end wrench 24 - 27	5121423/1.99.213	1
12	双头套筒扳手 22 - 24	Double - end wrench 22 - 24	5121422/1.99.212	1
13	手柄	Handle	5121440/1.99.220	1

1.21 前托架 Front Support

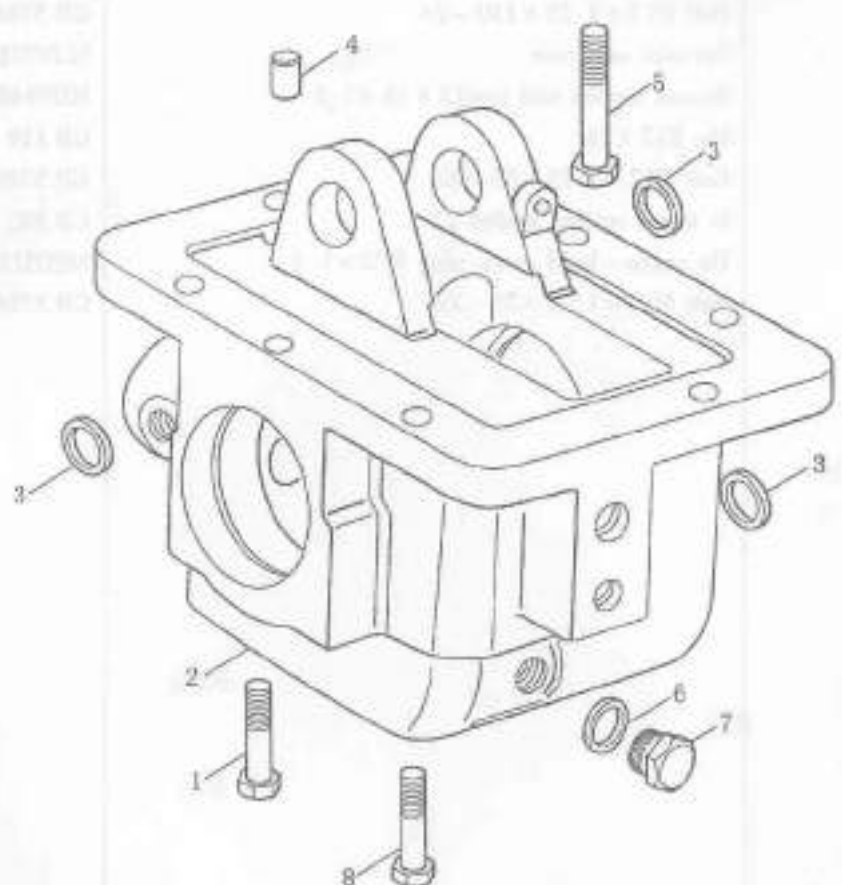


1.21 前托架 Front Support

序号 No.	零件名称	Parts name	零件代号 Drawing No.	数量 Qty.
1	螺栓 M18 × 1.5 × 65	Bolt M18 × 1.5 × 65	14272034/10357/04	4
2	前桥摆销前支座合件	Front bracket assy, front axle switching pin	5140452/1.21.138A	1
2.1	油环 Z 1/8 in	Oil loop Z 1/8 in	YTQ16-87	2
2.2	黄油安全阀 0.5-1	Butter safety valve 0.5-1	13411117/14649	1
2.3	前桥摆销前支座	Front bracket, front axle switching pin	5140451/1.21.138	1
2.4	定位销	Dowel pin	10837710/12506	4
2.5	前桥摆销前衬套	Bushing, front axle switching pin	5101112/1.21.194	1
3.1	前托架固定螺柱	Stud, front support	885151253/1.21.126	4
3.2	前托架固定螺柱	Stud, front support	5151252/1.21.126	2
4	锥形弹簧垫圈 16 × 34 × 4.4	Bevel spring washer 16 × 34 × 4.4	11200274/10187	6
5	螺母 M16 × 1.5	Bolt M16 × 1.5	1079054/10112	6
6	空心定位销	Hollow dowel pin	5130081/1.21.193	2
7	前托架	Front support	8851434AASZ/1.21.115	1
8	前桥摆销后支座合件	Rear bracket assy, front axle switching pin	5140454/1.21.139A	1
8.1	前桥摆销后衬套	Rear bushing, front axle switching pin	5129385/1.21.195	1
8.2	前桥摆销后支座	Rear bracket, front axle switching pin	5140453/1.21.139	1
9	油封 99 × 115 × 7.5	Oil seal 99 × 115 × 7.5	5140455/1.21.142	2
10	O形密封圈 53 × 5.3	O-seal ring 53 × 5.3	GB 3452.1-82	1

1.33 分动箱壳体合件 Transfer case assembly

序号	零件名称	数量	备注
1	螺栓	1	
2	螺栓	1	
3	垫圈	1	
4	销	1	
5	螺栓	1	
6	垫圈	1	
7	螺母	1	
8	螺栓	1	

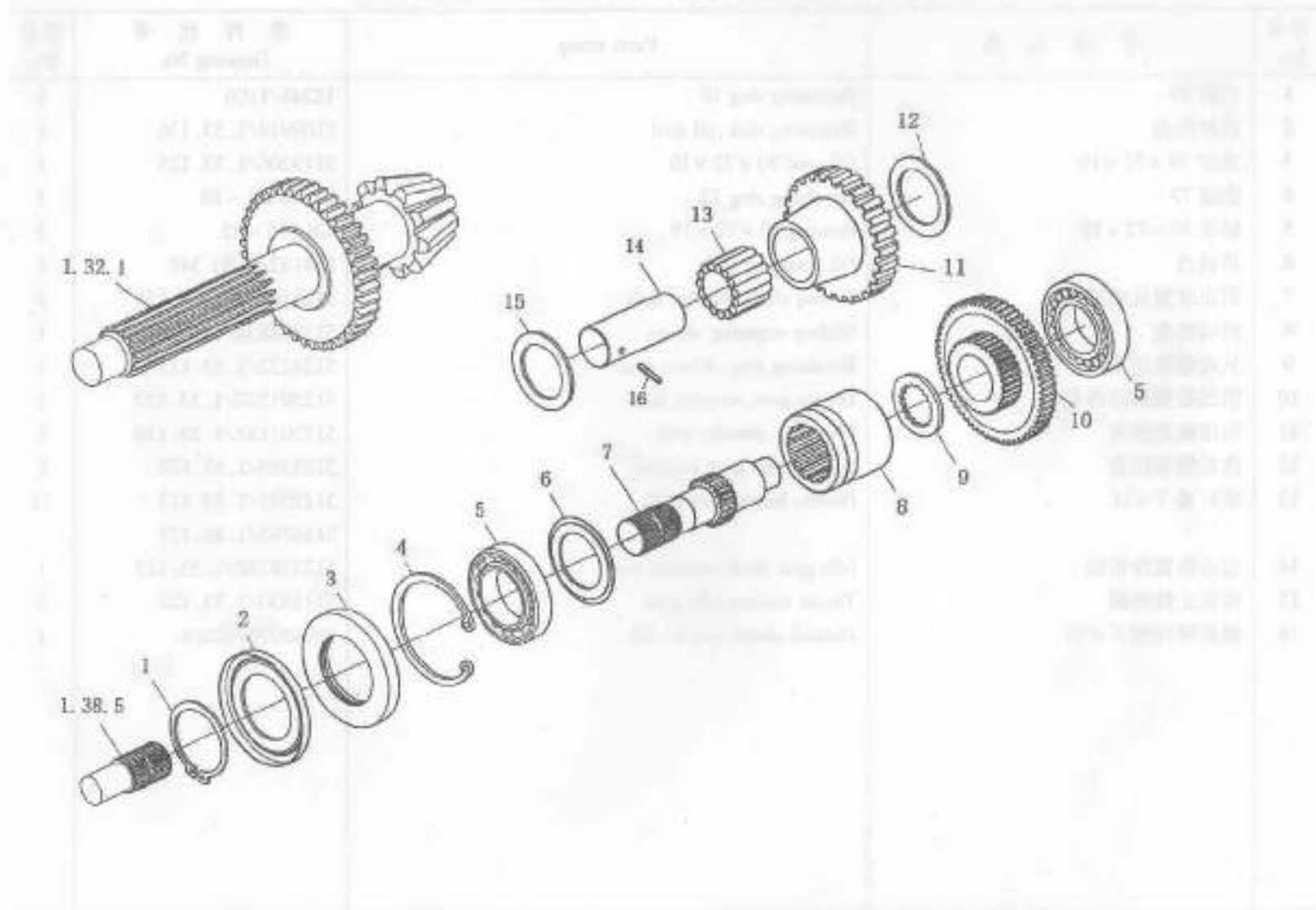


The diagram shows an exploded view of a transfer case assembly. The main component is a cast metal housing with a top flange and a large circular opening on the side. Eight numbered callouts point to specific fasteners: 1 (a bolt), 2 (a bolt), 3 (a washer), 4 (a pin), 5 (a bolt), 6 (a washer), 7 (a nut), and 8 (a bolt). The housing has two large lifting lugs on top and several mounting points on the sides.

1.33 分动箱壳体合作 Transfer case assembly

序号 No.	零件名称	Parts name	Nombre de Pieces	数量 Qty.
1	螺栓 M12 × 1.25 × 110 - Zn	Bolt M12 × 1.25 × 110 - Zn	GB 5786 - 86	1
2	引出装置壳体	Transfer unit case	5129778SZ/1.33.002	1
3	矩形截面密封圈 12 × 18 × 1.5	Square section seal ring 12 × 18 × 1.5	10298460/14607	
4	销 B12 × 18	Pin B12 × 18	GB 119 - 86	3
5	螺栓 M12 × 1.25 × 55 - Zn	Bolt M12 × 1.25 × 55 - Zn	GB 5786 - 86	1
6	组合密封垫 22	In tegral sealing washer 22	GB 982 - 77	1
7	六角头螺塞 M22 × 1.5	Hexagon - head screw plug M22 × 1.5	10305174/14530	1
8	螺栓 M12 × 1.25 × 35 - Zn	Bolt M12 × 1.25 × 35 - Zn	GB 5786 - 86	4

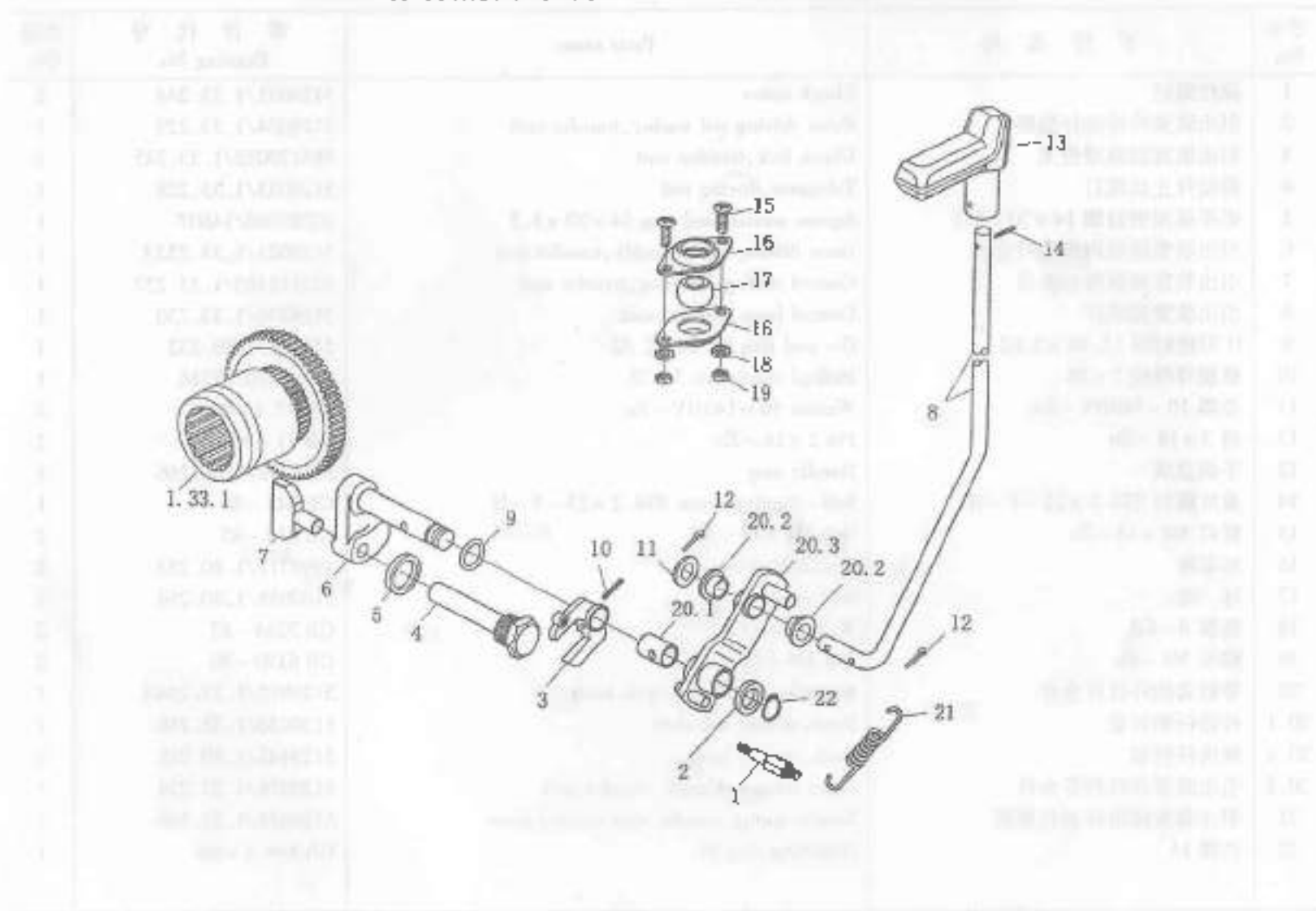
1.33 分动箱齿轮传动 Transfer case gear drive



1.33 分动箱齿轮传动 Transfer case gear drive

序号 No.	零件名称	Parts name	零件代号 Drawing No.	数量 Qty.
1	挡圈 29	Retaining ring 29	12245/1106	1
2	油封挡盘	Retaining disk, oil seal	5109919/1.33.136	1
3	油封 30 × 72 × 10	Oil seal 30 × 72 × 10	5119206/1.33.135	1
4	挡圈 72	Retaining ring 72	GB 893.1 - 86	1
5	轴承 30 × 72 × 19	Bearing 30 × 72 × 19	GB 276 - 82	2
6	挡油盘	Oil retaining disk	584132/1.80.348	1
7	引出装置从动轴	Driven shaft, transfer unit	5123391SZ/1.33.133	1
8	滑动齿套	Sliding engaging sleeve	5123388SZ/1.33.116	1
9	从动齿轮挡圈	Retaining ring, driven gear	5124122/1.33.115	1
10	引出装置从动齿轮	Driven gear, transfer unit	5125012SZ/1.33.132	1
11	引出装置惰轮	Idle gear, transfer unit	5125011SZ/1.33.110	1
12	惰轮轴承隔套	Spacer, idle gear bearing	5123389/1.33.123	1
13	滚针 $\Phi 7 \times 21$	Needle bearing $\Phi 7 \times 21$	5115937/1.33.113 5116765/1.48.172	15
14	引出装置惰轮轴	Idle gear shaft, transfer unit	5123387SZ/1.33.112	1
15	惰轮止推垫圈	Thrust washer, idle gear	5115930/1.33.122	2
16	螺旋弹性销 6 × 50	Helical elastic pin 6 × 50	13943070/12216	1

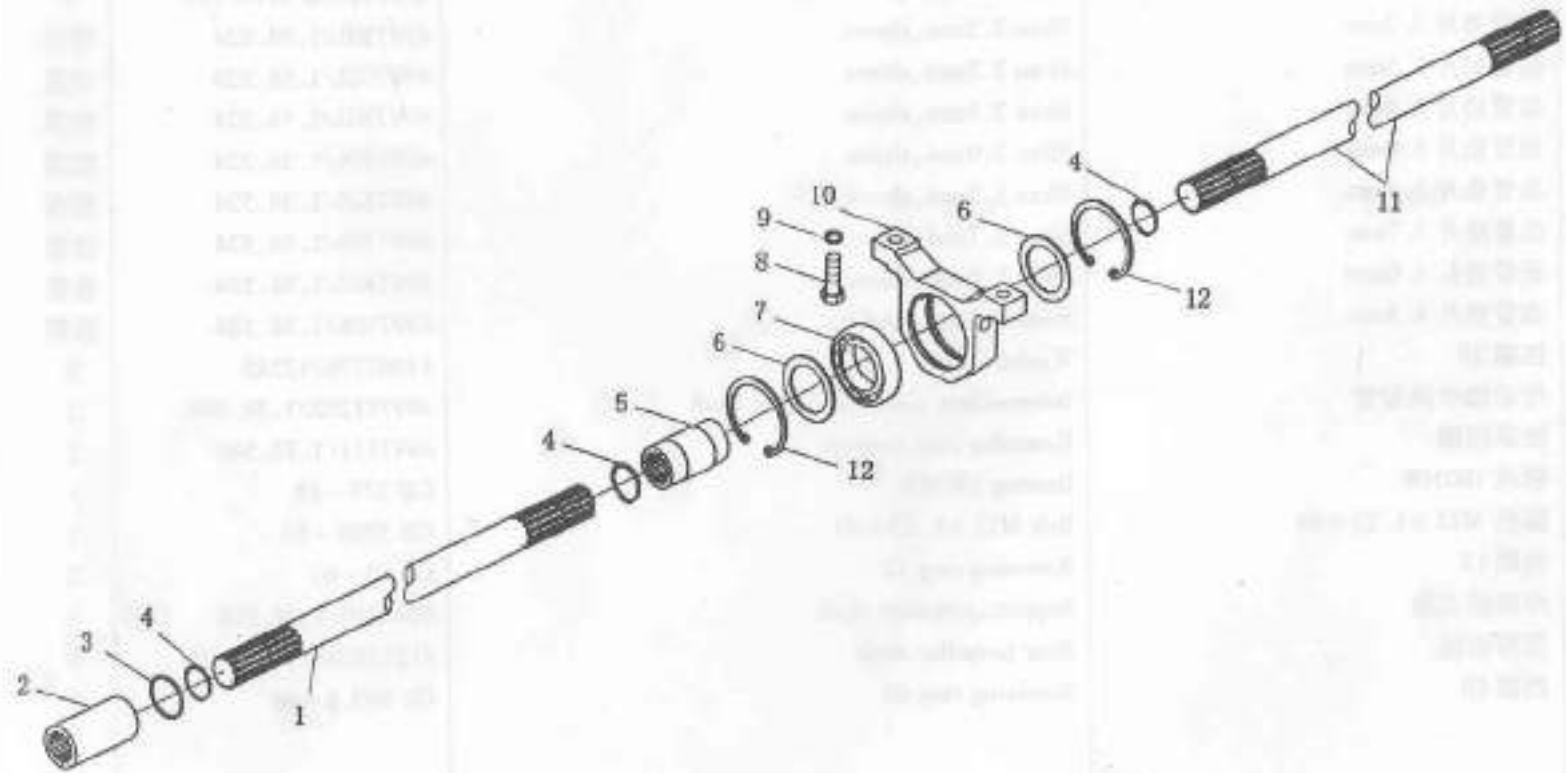
1.33 分动箱操纵机构 Transfer case control mechanism



1.33 分动箱操纵机构 Transfer case control mechanism

序号 No.	零件名称	Parts name	零件代号 Drawing No.	数量 Qty.
1	限位螺钉	Check screw	5129031/1.33.244	1
2	引出装置外传动杆垫圈	Outer driving rod washer, transfer unit	5129024/1.33.229	1
3	引出装置操纵限位叉	Check fork, transfer unit	885129032/1.33.245	1
4	传动杆止动螺钉	Tab screw, driving rod	5129023/1.33.228	1
5	矩形截面密封圈 14 × 20 × 1.5	Square section seal ring 14 × 20 × 1.5	10280060/14607	1
6	引出装置操纵内传动杆合件	Inner driving rod assembly, transfer unit	5129021/1.33.222A	1
7	引出装置操纵滑动拨块	Control sliding shift dog, transfer unit	885118105/1.33.237	1
8	引出装置操纵杆	Control lever, transfer unit	5129876/1.33.230	1
9	O形密封圈 15.88 × 2.62	O-seal ring 15.88 × 2.62	559983/1.80.232	1
10	螺旋弹性销 5 × 28	Helical elastic pin 5 × 28	13940470/12216	1
11	垫圈 10 - 140HV - Zn	Washer 10 - 140HV - Zn	GB 97.1 - 85	2
12	销 2 × 18 - Zn	Pin 2 × 18 - Zn	GB 91 - 86	2
13	手柄总成	Handle assy	5136799/1.80.266	1
14	自攻螺钉 ST4.2 × 25 - F - H	Self-tapping screw ST4.2 × 25 - F - H	GB 845 - 85	1
15	螺钉 M6 × 14 - Zn	Bolt M6 × 14 - Zn	GB 818 - 85	2
16	球套座	Seat, ball sleeve	4998311/1.80.255	2
17	球套	Ball sleeve	5109058/1.80.254	1
18	垫圈 6 - Cd	Washer 6 - Cd	GB 7244 - 87	2
19	螺母 M6 - Zn	Nut M6 - Zn	GB 6170 - 86	2
20	带轴套的外杠杆合件	Outer lever assembly with bush	5129875/1.33.234A	1
20.1	传动杆轴衬套	Bush, driving rod shaft	5129030/1.33.238	1
20.2	操纵杆衬套	Bush, control lever	5129442/1.80.268	2
20.3	引出装置外杠杆焊合件	Outer lever weldment, transfer unit	5129874/1.33.234	1
21	引出装置操纵杆回位弹簧	Return spring, transfer unit control lever	5129033/1.33.246	1
22	挡圈 14	Retaining ring 14	GB 894.1 - 86	1

1.33 前驱动传动轴 Front propeller shaft



1.33 前驱动传动轴 Front propeller shaft

序号 No.	零件名称	Parts name	零件代号 Drawing No.	数量 Qty.
1	前传动轴	Front propeller shaft	5121364SZ/1.38.501	1
2	传动轴前套管	Front tube, propeller shaft	4997313SZ/1.38.545	2
3	套管垫片 2.2mm	Shim 2.2mm, sleeve	4997301/1.38.524	按需
	套管垫片 2.5mm	Shim 2.5mm, sleeve	4997302/1.38.524	按需
	套管垫片 2.8mm	Shim 2.8mm, sleeve	4997303/1.38.524	按需
	套管垫片 3.0mm	Shim 3.0mm, sleeve	4997304/1.38.524	按需
	套管垫片 3.3mm	Shim 3.3mm, sleeve	4997305/1.38.524	按需
	套管垫片 3.7mm	Shim 3.7mm, sleeve	4997306/1.38.524	按需
	套管垫片 4.0mm	Shim 4.0mm, sleeve	4997307/1.38.524	按需
	套管垫片 4.3mm	Shim 4.3mm, sleeve	4997308/1.38.524	按需
4	挡圈 29	Washer 29	11067776/12245	5
5	传动轴中间套管	Intermediate sleeve, propeller shaft	4997312SZ/1.38.544	1
6	轴承挡圈	Retaining ring, bearing	4997311/1.38.540	2
7	轴承 180108	Bearing 180108	GB 279 - 88	1
8	螺栓 M12 × 1.25 × 40	Bolt M12 × 1.25 × 40	GB 5786 - 86	2
9	垫圈 12	Retaining ring 12	GB 93 - 87	2
10	传动轴支架	Support, propeller shaft	4997310/1.38.538	1
11	后传动轴	Rear propeller shaft	5121352SZ/1.38.502	1
12	挡圈 68	Retaining ring 68	GB 893.1 - 86	2

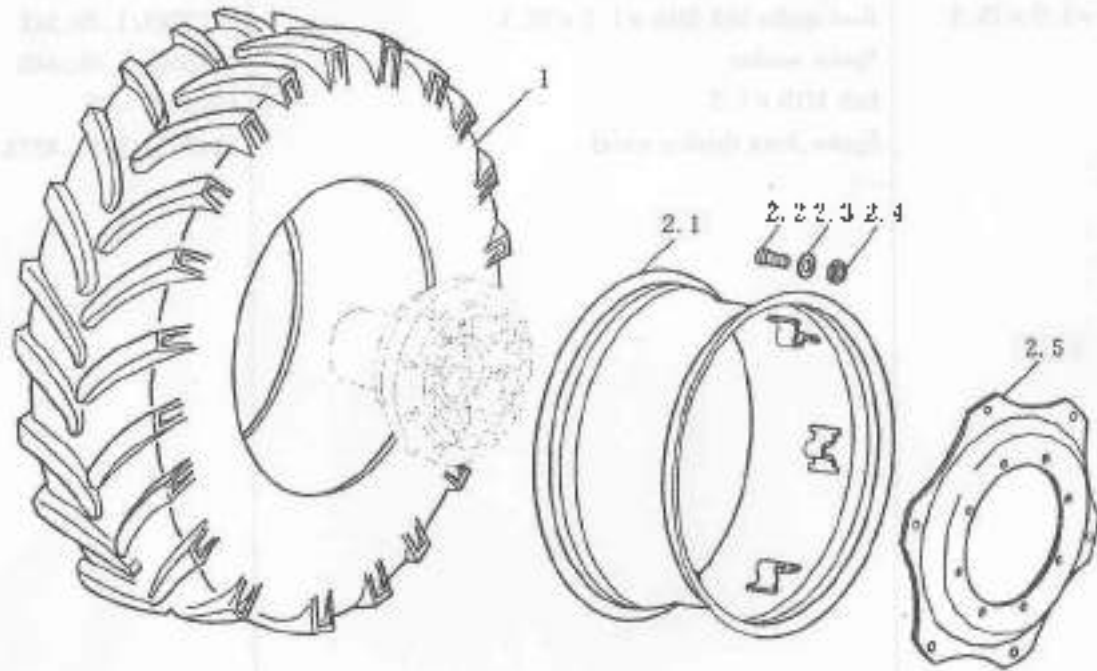
1.38 传动轴防护装置 Propeller shaft shield

№.поз.	Наименование детали	Код детали	Кол-во	Примечание
1	Корпус защитного щита	10-1000000	1	
2	Втулка	10-1000000	1	
3	Втулка	10-1000000	1	
4	Втулка	10-1000000	1	

1.38 传动轴防护装置 Propeller shaft shield

序号 No.	零件名称	Parts name	零件代号 Drawing No.	数量 Qty.
1	传动轴防护罩	Shield, propeller shaft	5149469/1.38.825	1
2	螺栓 M8 × 14	Bolt M8 × 14	GB 5782 - 86	6
3	垫圈 8	Spring washer 8	GB7244 - 87	6
4	垫圈 8 - 140HV	Washer 8 - 140HV	GB 97.1 - 85	6

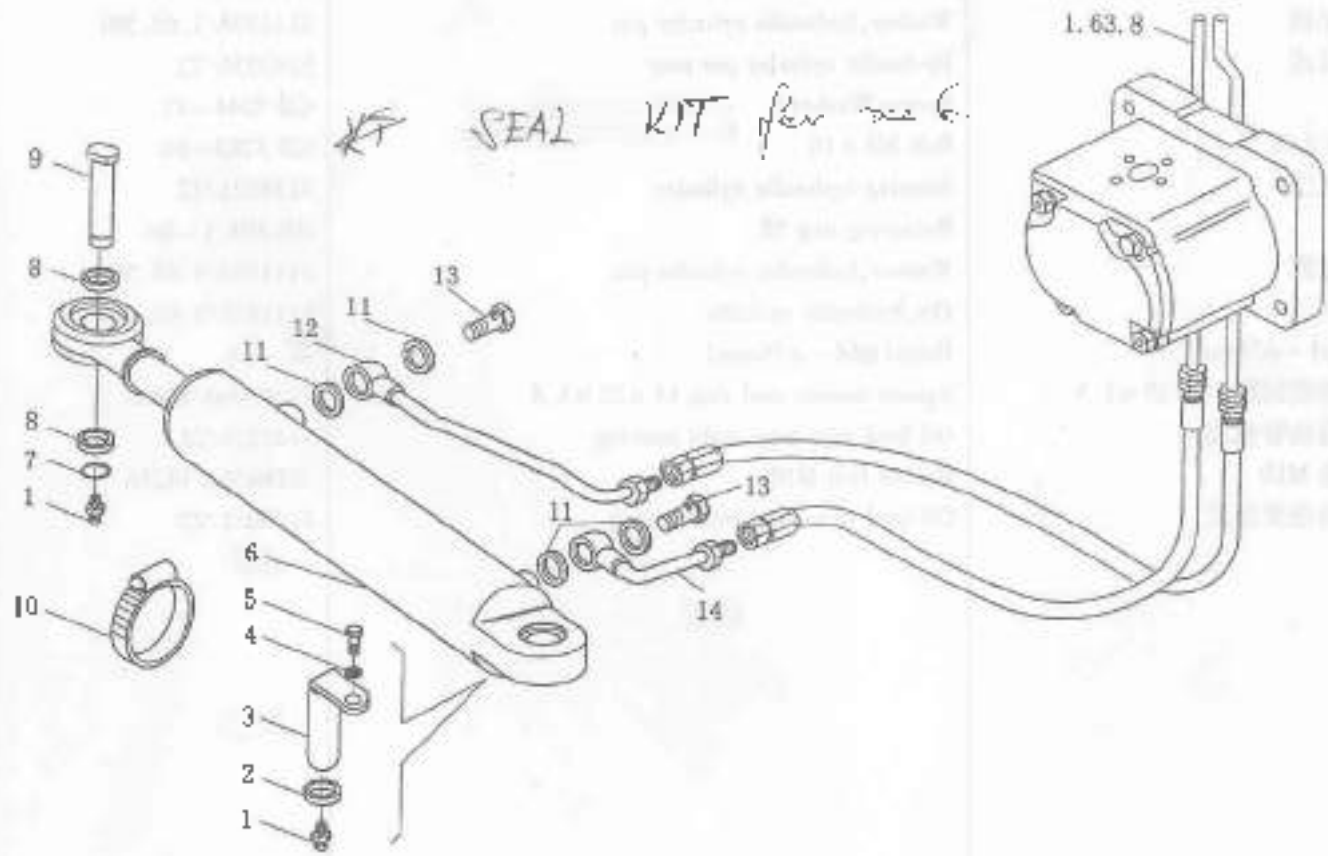
1.49 前驱动轮 Front driving wheel



1.49 前驱动轮 Front driving wheel

序号 No.	零件名称	Parts name	零件代号 Drawing No.	数量 Qty.
1	轮胎 13.6-24(含内外胎)	Tire 13.6-24(including innertube and cover tire)	GB/T 1192-99	2
2	驱动轮安装总成	Driving wheel assy.	5133264/1.49.401B	2
2.1	轮辋与支架焊合件	Rim and bracket weldment	5133266/1.49.405B	2
2.2	轮辋和辐板螺栓 M16×1.5×78.5	Rim spoke bolt M16×1.5×78.5	5112385/1.49.541	12
2.3	辐板垫圈	Spoke washer	4986961/1.49.440	12
2.4	螺母 M16×1.5	bolt M16×1.5	GB 6171-86	12
2.5	前轮辐板	Spoke, front driving wheel	5143973/1.49.407A	2

1.63 转向油缸 Steering hydraulic cylinder



1.63 转向油缸 Steering hydraulic cylinder

序号 No.	零件名称	Parts name	零件代号 Drawing No.	数量 Qty.
1	油杯 M10 × 1	Grease nipple M10 × 1	GB 1152 - 79	2
2	油缸销垫圈	Washer, hydraulic cylinder pin	5111576/1.63.591	1
3	油缸销总成	Hydraulic cylinder pin assy	5142236/22	1
4	垫圈 8	Spring Washer 8	GB 7244 - 87	1
5	螺栓 M8 × 16	Bolt M8 × 16	GB 5783 - 86	1
6	转向油缸①	Steering hydraulic cylinder	5134221/22	1
7	挡圈 25	Retaining ring 25	GB 894.1 - 86	1
8	油缸销垫圈	Washer, hydraulic cylinder pin	5111573/1.63.589	2
9	油缸销	Pin, hydraulic cylinder	5111572/1.63.584	1
10	环箍 (φ64 - φ76mm)	Hoop (φ64 - φ76mm)	JK - 3X	1
11	矩形截面密封圈 14 × 20 × 1.5	Square section seal ring 14 × 20 × 1.5	10280060/14607	4
12	右转向输油管总成	Oil feed pipe assy, right steering	5142238/22	1
13	空心螺栓 M10	Hollow bolt M10	10184314/14256	2
14	左转向输油管总成	Oil feed pipe assy, left steering	5145031/22	1

1.65 停车制动器 Parking brake

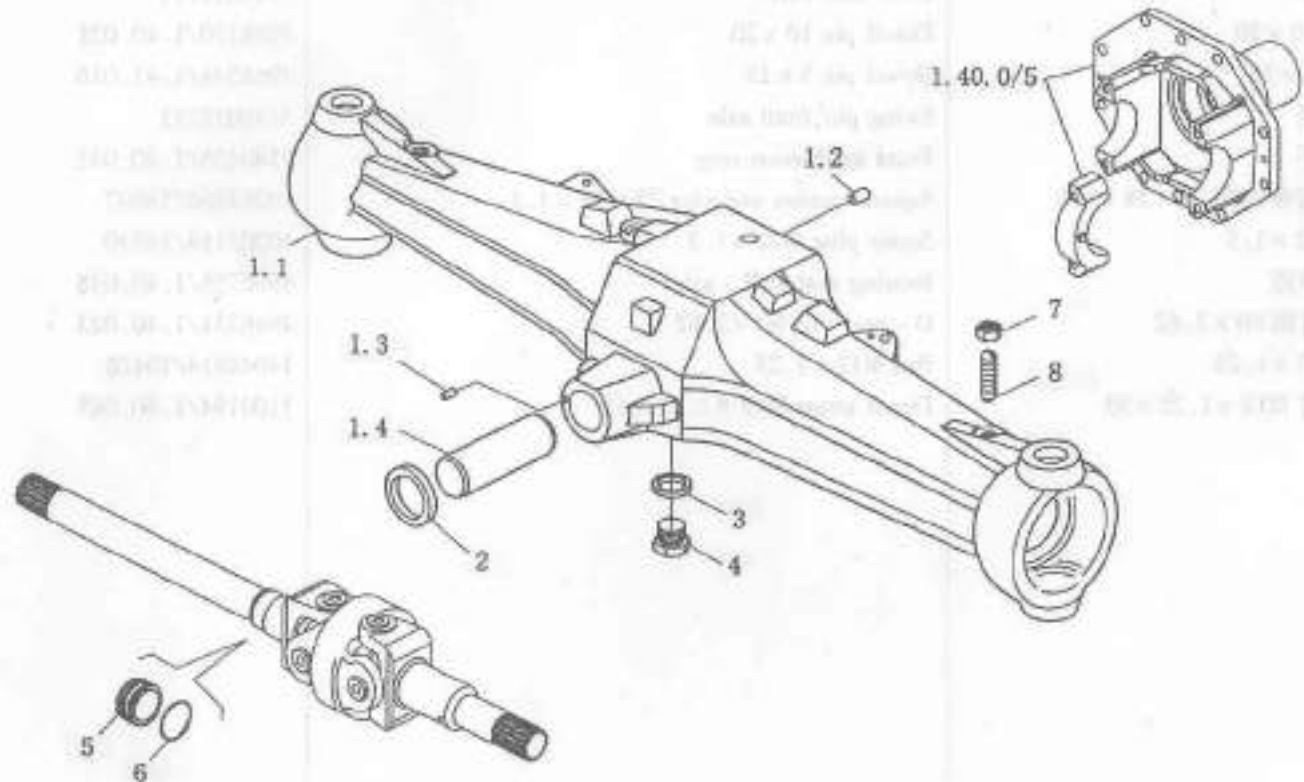
序号	名称	数量	备注	图号
1	蹄片	2		1.93.0.1
2	齿圈	2		1.93.0.2
3	蹄片	2		1.93.0.3
4	蹄片	2		1.93.0.4
5	螺栓	1		1.93.0.5

1.65 停车制动器 Parking brake

序号 No.	零件名称	Parts name	零件代号 Drawing No.	数量 Qty.
1	停车制动器制动蹄片	Brake shoe, parking brake	5122153/1.65.508	1
2	停车制动器圆盘	Disk, parking brake	5118101/1.65.505	3
3	停车制动器扇形板	Sector, parking brake	5118095/1.65.503A	2
4	停车制动器内扇形板	Inner sector, parking brake	5118100/1.65.504	3
5	停车制动器扇形板螺钉 M12 × 1.25 × 116	Sector screw, parking brake M12 × 1.25 × 116	5123396/1.65.550	2

1603.03.00.1 010 前桥总成 Front Axle Assy
1603.03.00.1 011 前桥壳体 Front Axle case

序号	零件名称	数量	备注
1	前桥总成	1	
1.1	前桥壳体	1	
1.2	前桥轴	1	
1.3	前桥管	1	
1.4	前桥套	1	
2	前桥衬套	2	
3	前桥螺母	2	
4	前桥垫圈	2	
5	前桥螺栓	2	
6	前桥垫圈	2	
7	前桥螺栓	2	
8	前桥垫圈	2	



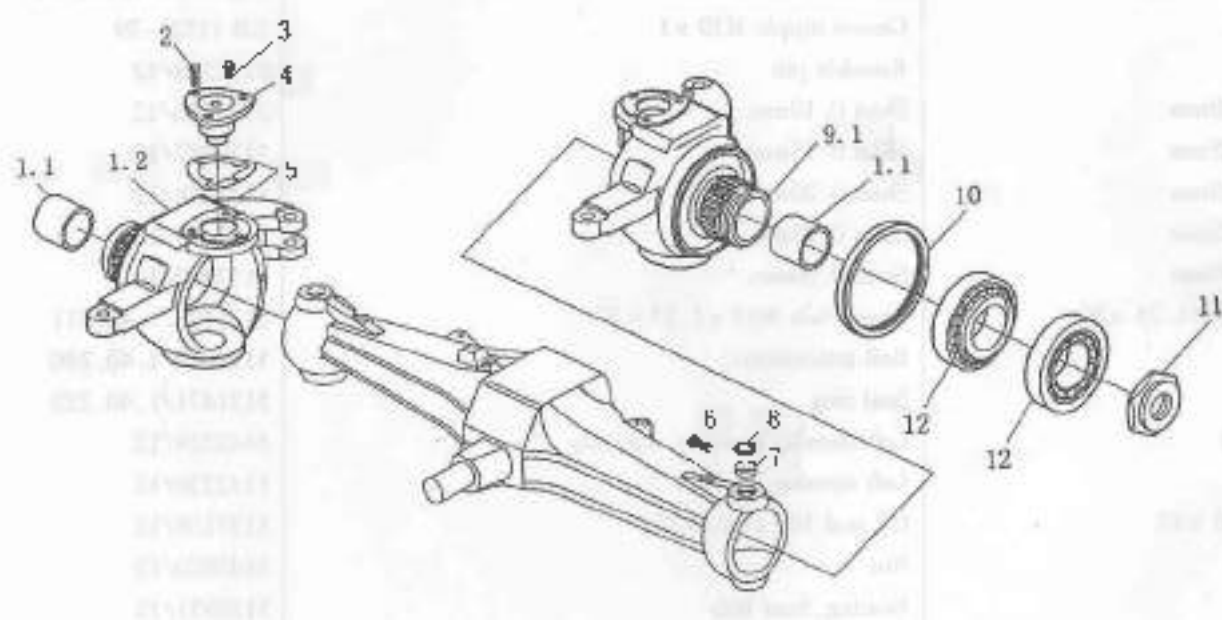
1603.03.00.1 010 前桥总成 Front Axle Assy

1603.03.00.1 011 前桥壳体 Front Axle case

序号 No.	零件名称	Parts name	零件代号 Drawing No.	数量 Qty.
	前桥总成	Front axle assy.	5142228/10	1
1	前桥壳体合件	Front axle case assembly	5144522/11	1
1.1	前桥壳体	Front axle case	5144521/11	1
1.2	定位销 10 × 20	Dowel pin 10 × 20	4988170/1.40.021	2
1.3	定位销 5 × 15	Dowel pin 5 × 15	4966244/1.41.016	1
1.4	前桥摆销	Swing pin, front axle	5140017/11	1
2	前减摩环	Front antifriction ring	5140456/1.40.032	1
3	矩形截面密封圈 22 × 28 × 1.5	Square section seal ring 22 × 28 × 1.5	10263460/14607	2
4	螺塞 M22 × 1.5	Screw plug M22 × 1.5	10305114/14530	2
5	半轴轴承座	Bearing seat, half - axle	4996755/1.40.038	2
6	O 型密封圈 80 × 2.62	O - seal ring 80 × 2.62	4966231/1.40.023	1
7	螺母 M12 × 1.25	Nut M12 × 1.25	14048814/10128	2
8	限位螺钉 M12 × 1.25 × 55	Dowel screw M12 × 1.25 × 55	5100194/1.40.045	2

1603.03.00.1 012 转向节 Steering knuckle

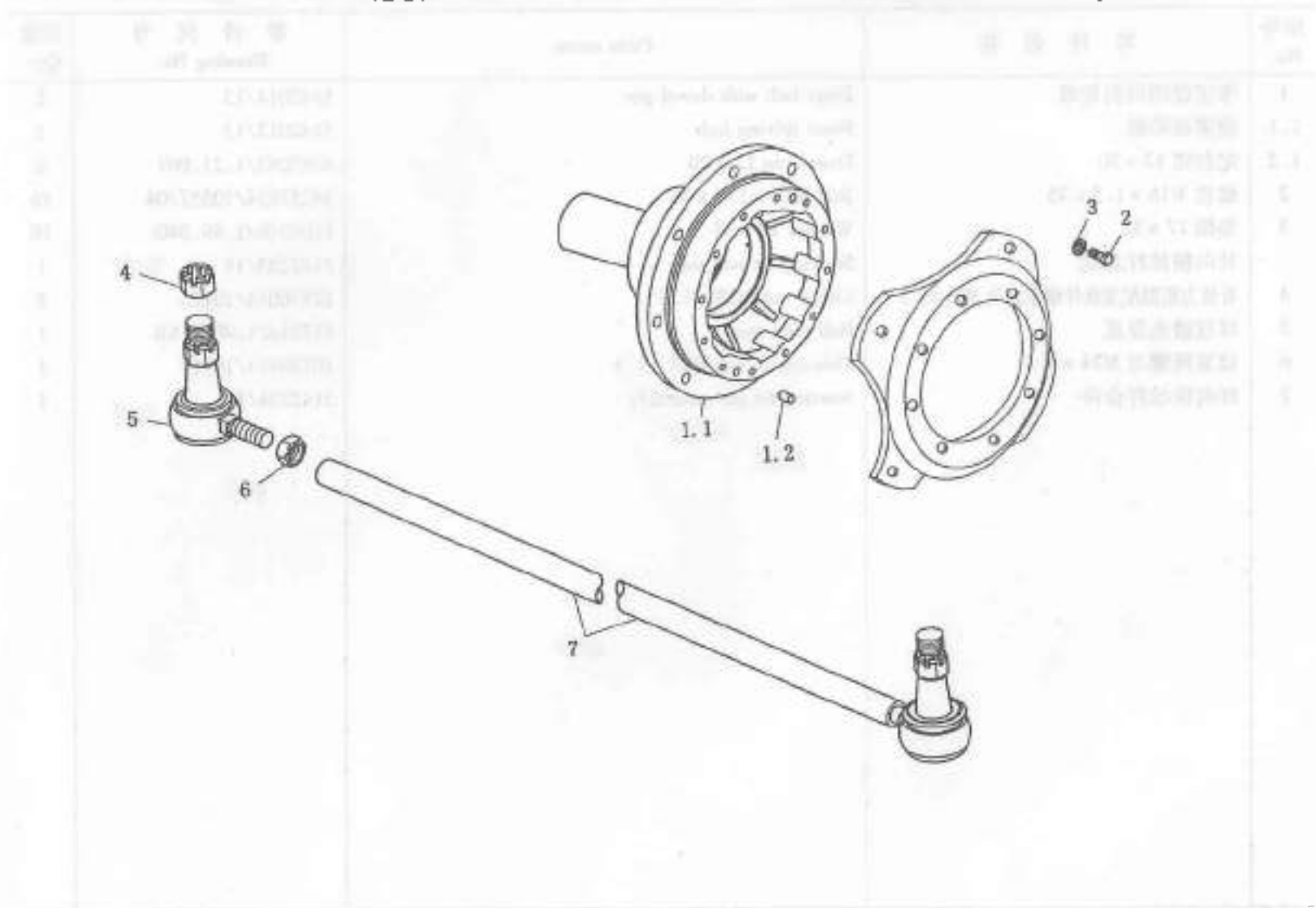
数量	零件号	名称	规格	备注	图号
1	21-112111	转向节			1
1	21-112112	转向节衬套			1.1
1	21-112113	转向节衬套			1.2
1	21-112114	转向节衬套			2
1	21-112115	转向节衬套			3
1	21-112116	转向节衬套			4
1	21-112117	转向节衬套			5
1	21-112118	转向节衬套			6
1	21-112119	转向节衬套			7
1	21-112120	转向节衬套			8
1	21-112121	转向节衬套			9.1
1	21-112122	转向节衬套			10
1	21-112123	转向节衬套			11
1	21-112124	转向节衬套			12
1	21-112125	转向节衬套			12
1	21-112126	转向节衬套			12
1	21-112127	转向节衬套			12
1	21-112128	转向节衬套			12
1	21-112129	转向节衬套			12
1	21-112130	转向节衬套			12
1	21-112131	转向节衬套			12
1	21-112132	转向节衬套			12
1	21-112133	转向节衬套			12
1	21-112134	转向节衬套			12
1	21-112135	转向节衬套			12
1	21-112136	转向节衬套			12
1	21-112137	转向节衬套			12
1	21-112138	转向节衬套			12
1	21-112139	转向节衬套			12
1	21-112140	转向节衬套			12
1	21-112141	转向节衬套			12
1	21-112142	转向节衬套			12
1	21-112143	转向节衬套			12
1	21-112144	转向节衬套			12
1	21-112145	转向节衬套			12
1	21-112146	转向节衬套			12
1	21-112147	转向节衬套			12
1	21-112148	转向节衬套			12
1	21-112149	转向节衬套			12
1	21-112150	转向节衬套			12
1	21-112151	转向节衬套			12
1	21-112152	转向节衬套			12
1	21-112153	转向节衬套			12
1	21-112154	转向节衬套			12
1	21-112155	转向节衬套			12
1	21-112156	转向节衬套			12
1	21-112157	转向节衬套			12
1	21-112158	转向节衬套			12
1	21-112159	转向节衬套			12
1	21-112160	转向节衬套			12
1	21-112161	转向节衬套			12
1	21-112162	转向节衬套			12
1	21-112163	转向节衬套			12
1	21-112164	转向节衬套			12
1	21-112165	转向节衬套			12
1	21-112166	转向节衬套			12
1	21-112167	转向节衬套			12
1	21-112168	转向节衬套			12
1	21-112169	转向节衬套			12
1	21-112170	转向节衬套			12
1	21-112171	转向节衬套			12
1	21-112172	转向节衬套			12
1	21-112173	转向节衬套			12
1	21-112174	转向节衬套			12
1	21-112175	转向节衬套			12
1	21-112176	转向节衬套			12
1	21-112177	转向节衬套			12
1	21-112178	转向节衬套			12
1	21-112179	转向节衬套			12
1	21-112180	转向节衬套			12
1	21-112181	转向节衬套			12
1	21-112182	转向节衬套			12
1	21-112183	转向节衬套			12
1	21-112184	转向节衬套			12
1	21-112185	转向节衬套			12
1	21-112186	转向节衬套			12
1	21-112187	转向节衬套			12
1	21-112188	转向节衬套			12
1	21-112189	转向节衬套			12
1	21-112190	转向节衬套			12
1	21-112191	转向节衬套			12
1	21-112192	转向节衬套			12
1	21-112193	转向节衬套			12
1	21-112194	转向节衬套			12
1	21-112195	转向节衬套			12
1	21-112196	转向节衬套			12
1	21-112197	转向节衬套			12
1	21-112198	转向节衬套			12
1	21-112199	转向节衬套			12
1	21-112200	转向节衬套			12



1603.03.00.1 012 转向节 Steering knuckle

序号 No.	零件名称	Parts name	零件代号 Drawing No.	数量 Qty.
1	右转向节合件	Right steering knuckle assembly	5142231/12	1
1.1	转向节衬套	Bush, steering knuckle	5104199/1.40.238	2
1.2	右转向节	Right steering knuckle	5142232/12	1
2	螺栓 M12 × 1.25 × 30	Bolt M12 × 1.25 × 30	14274534/10352/04	12
3	油杯 M10 × 1	Grease nipple M10 × 1	GB 1152 - 79	4
4	转向节主销	Knuckle pin	5137239/12	4
5	调整垫片 0.10mm	Shim 0.10mm	5137456/12	按需
	调整垫片 0.15mm	Shim 0.15mm	5137457/12	按需
	调整垫片 0.20mm	Shim 0.20mm	5137458/12	按需
	调整垫片 0.25mm	Shim 0.25mm	5137459/12	按需
	调整垫片 0.30mm	Shim 0.30mm	5137460/12	按需
6	限位螺栓 M10 × 1.25 × 30	Check bolt M10 × 1.25 × 30	5126628/1.40.211	2
7	主销球铰副	Ball articulation	5119699/1.40.240	4
8	密封圈	Seal ring	5121471/1.40.232	4
9	左转向节合件	Left steering knuckle assembly	5142229/12	1
9.1	左转向节	Left steering knuckle	5142230/12	1
10	油封 165 × 190 × 17	Oil seal 165 × 190 × 17	5137109/12	2
11	螺母	Nut	5142020/12	2
12	前轮毂轴承	Bearing, front hub	5136951/12	4

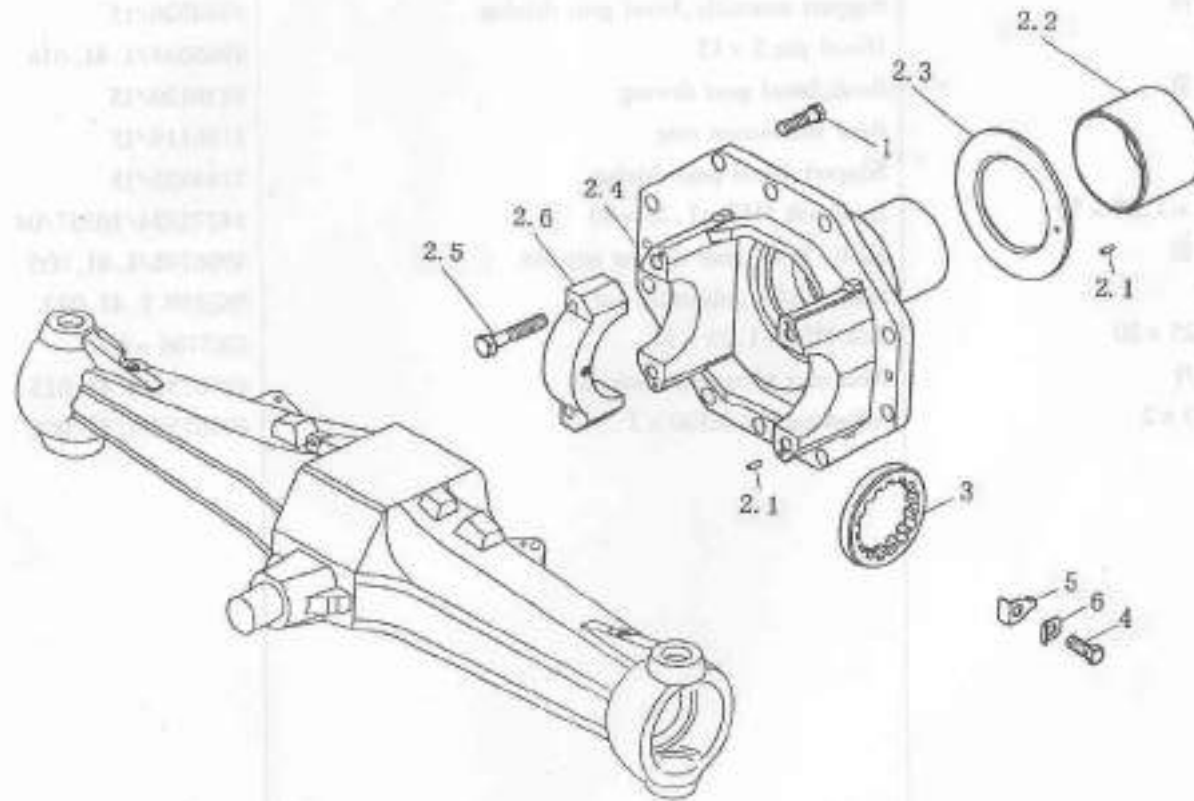
1603.03.00.1 013 轮鼓 Hub 1603.03.00.1 014 转向横拉杆 Steering Tie Rod



1603.03.00.1 013 轮毂 Hub 1603.03.00.1 014 转向横拉杆 Steering Tie Rod

序号 No.	零件名称	Parts name	零件代号 Drawing No.	数量 Qty.
1	带定位销的前轮毂	Front hub with dowel pin	5142014/13	2
1.1	前驱动轮毂	Front driving hub	5142013/13	2
1.2	定位销 12 × 20	Dowel pin 12 × 20	4985063/1.21.067	2
2	螺栓 M16 × 1.5 × 35	Bolt M16 × 1.5 × 35	14257834/10357/04	16
3	垫圈 17 × 32	Washer 17 × 32	5100516/1.49.340	16
	转向横拉杆总成	Steering tie rod assy	5142233/14	1
4	有效力矩型尼龙嵌件锁紧螺母 M18 × 1.5	Check nut M18 × 1.5	12576014/10125	2
5	球铰接头总成	Ball joint assy	517314/1.40.516B	1
6	锁紧薄螺母 M24 × 1.5	Thin check nut M24 × 1.5	10726914/10114	1
7	转向横拉杆合件	Steering tie rod assembly	5142234/14	1

1603.03.00.1 015 锥齿轮传动支座 Bevel gear support of front axle



1603.03.00.1 015 锥齿轮传动支座 Bevel gear support of front axle

序号 No.	零件名称	Parts name	零件代号 Drawing No.	数量 Qty.
1	锁紧螺栓 M12 × 1.25 × 35	Lock bolt M12 × 1.25 × 35	14274634/10357/04	10
2	锥传动支座合件	Support assembly, bevel gear driving	5144526/15	1
2.1	定位销 5 × 15	Dowel pin 5 × 15	4966244/1.41.016	4
2.2	锥传动支座轴套	Bush, bevel gear driving	5136120/15	1
2.3	后减摩环	Rear antifriction ring	5136119/15	1
2.4	锥传动支座	Support, bevel gear driving	5144525/15	1
2.5	锁紧螺栓 M12 × 1.25 × 70	Lock bolt M12 × 1.25 × 70	14275334/10357/04	4
2.6	锥传动支座瓦盖	Shell, bevel gear driving support	4996748/1.41.005	1
3	调整螺母锁片	Lock washer, adjusting nut	562659.1.41.032	2
4	螺栓 M10 × 1.25 × 20	Bolt M10 × 1.25 × 20	GB5786 - 86	2
5	调整螺母止动片	Retaining plate, adjusting nut	4996751/1.41.015	2
6	调整螺母 M100 × 2	Adjusting nut M100 × 2	4996750/1.41.008	2

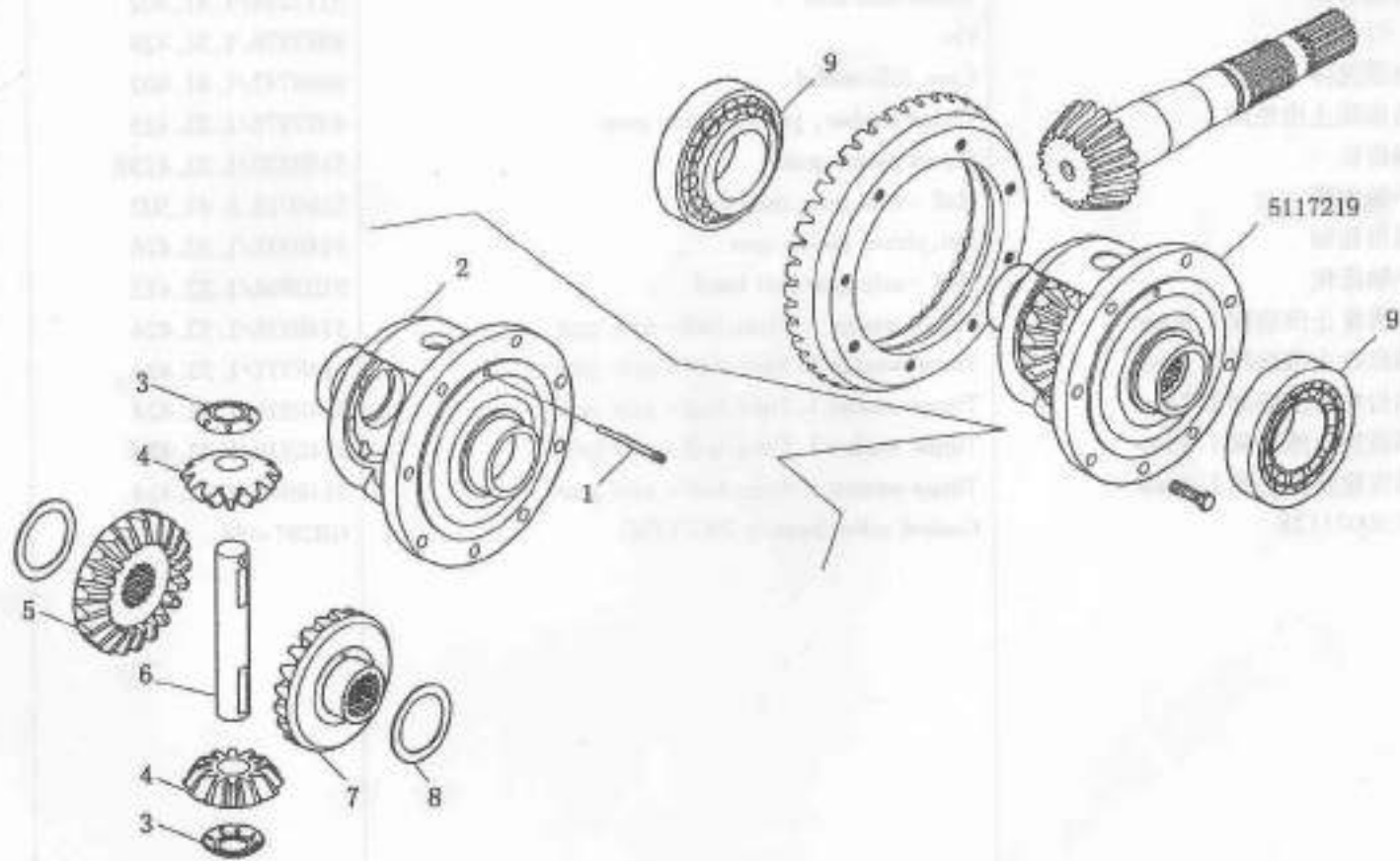
1603.03.00.1 016 锥齿轮副 Bevel Gear Pair

数量	零件名称	规格	备注	图号
1	锥齿轮副			1
1	轴			2
1	键			3
1	轴套			4
1	轴套			5
1	轴套			6
1	轴套			7
1	轴套			8
1	轴套			9
1	轴套			10
1	轴套			11
1	轴套			12
1	轴套			13
1	轴套			14
1	轴套			15
1	轴套			16
1	轴套			17
1	轴套			18
1	轴套			19
1	轴套			20
1	轴套			21
1	轴套			22
1	轴套			23
1	轴套			24
1	轴套			25
1	轴套			26
1	轴套			27
1	轴套			28
1	轴套			29
1	轴套			30
1	轴套			31
1	轴套			32
1	轴套			33
1	轴套			34
1	轴套			35
1	轴套			36
1	轴套			37
1	轴套			38
1	轴套			39
1	轴套			40
1	轴套			41
1	轴套			42
1	轴套			43
1	轴套			44
1	轴套			45
1	轴套			46
1	轴套			47
1	轴套			48
1	轴套			49
1	轴套			50
1	轴套			51
1	轴套			52
1	轴套			53
1	轴套			54
1	轴套			55
1	轴套			56
1	轴套			57
1	轴套			58
1	轴套			59
1	轴套			60
1	轴套			61
1	轴套			62
1	轴套			63
1	轴套			64
1	轴套			65
1	轴套			66
1	轴套			67
1	轴套			68
1	轴套			69
1	轴套			70
1	轴套			71
1	轴套			72
1	轴套			73
1	轴套			74
1	轴套			75
1	轴套			76
1	轴套			77
1	轴套			78
1	轴套			79
1	轴套			80
1	轴套			81
1	轴套			82
1	轴套			83
1	轴套			84
1	轴套			85
1	轴套			86
1	轴套			87
1	轴套			88
1	轴套			89
1	轴套			90
1	轴套			91
1	轴套			92
1	轴套			93
1	轴套			94
1	轴套			95
1	轴套			96
1	轴套			97
1	轴套			98
1	轴套			99
1	轴套			100

1603.03.00.1 016 锥齿轮副 Bevel Gear Pair

序号 No.	零件名称	Parts name	零件代号 Drawing No.	数量 Qty.
1	调整垫圈 2.5	Shim 2.5mm	5141027/16	按需
	调整垫圈 2.6	Shim 2.6mm	5141028/16	按需
	调整垫圈 2.7	Shim 2.7mm	5141029/16	按需
	调整垫圈 2.8	Shim 2.8mm	5141030/16	按需
	调整垫圈 2.9	Shim 2.9mm	5141031/16	按需
	调整垫圈 3.0	Shim 3.0mm	5141032/16	按需
	调整垫圈 3.1	Shim 3.1mm	5141033/16	按需
	调整垫圈 3.2	Shim 3.2mm	5141034/16	按需
	调整垫圈 3.3	Shim 3.3mm	5141035/16	按需
	调整垫圈 3.4	Shim 3.4mm	5141036/16	按需
	调整垫圈 3.5	Shim 3.5mm	5141037/16	按需
	调整垫圈 3.6	Shim 3.6mm	5141038/16	按需
	调整垫圈 3.7	Shim 3.7mm	5141039/16	按需
2	螺栓 M12 × 1.25 × 25	Bolt M12 × 1.25 × 25	14274434/10357/04	3
3	锥齿轮副 9/39	Bevel gear pair 9/39	5142023/16	1
4	螺母	Nut	5143242/16	1
5	油封挡圈	Retaining ring, oil seal	4997451/1.41.143	1
6	油封 45 × 75 × 10	Oil seal 45 × 75 × 10	5135294/16	1
7	O 型密封圈 31.5 × 1.8	O - seal ring 31.5 × 1.8	GB3452.1 - 82	
8	钢球 6.25	Ball 6.25	GB308 - 84	1
9	油封环	Oil seal ring	5142026/16	1
10	后轴承	Rear bearing	5133776/16	1
11	前轴承	Front bearing	5143109/16	1

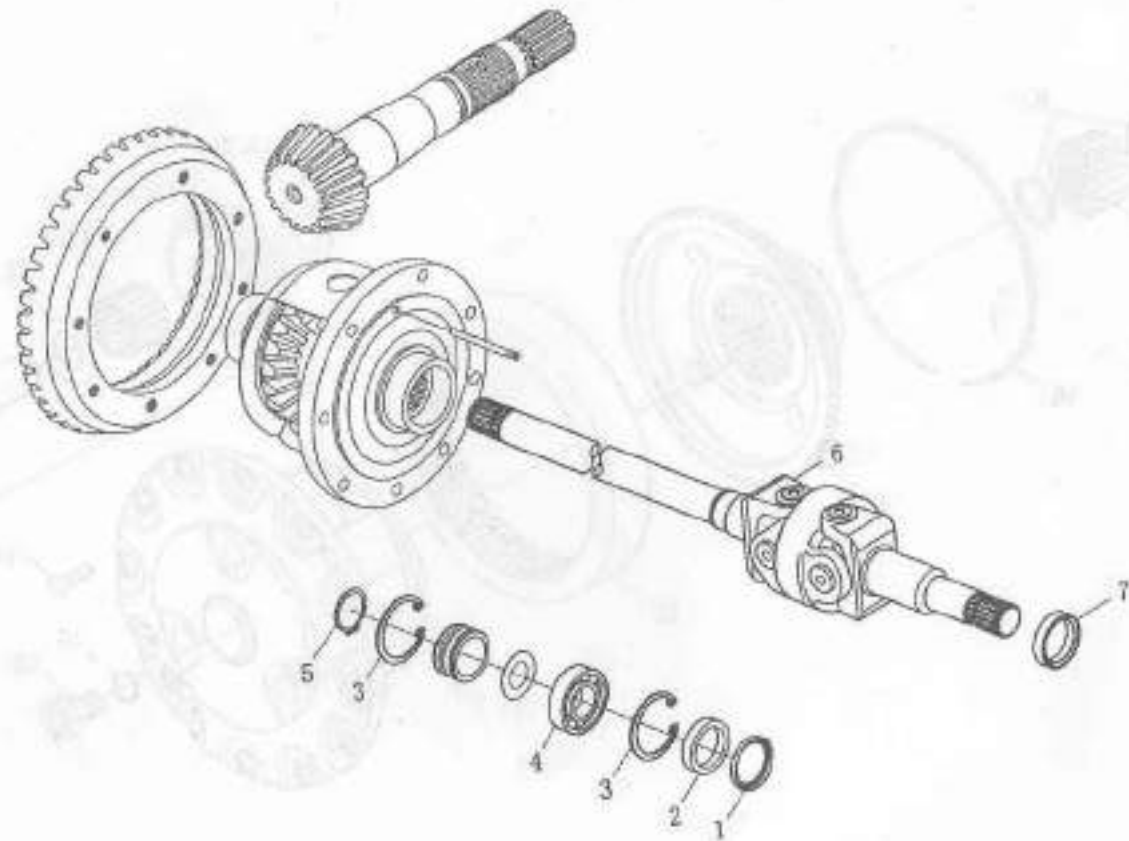
1603.03.00.1 017 机械式差速器 Mechanical differential



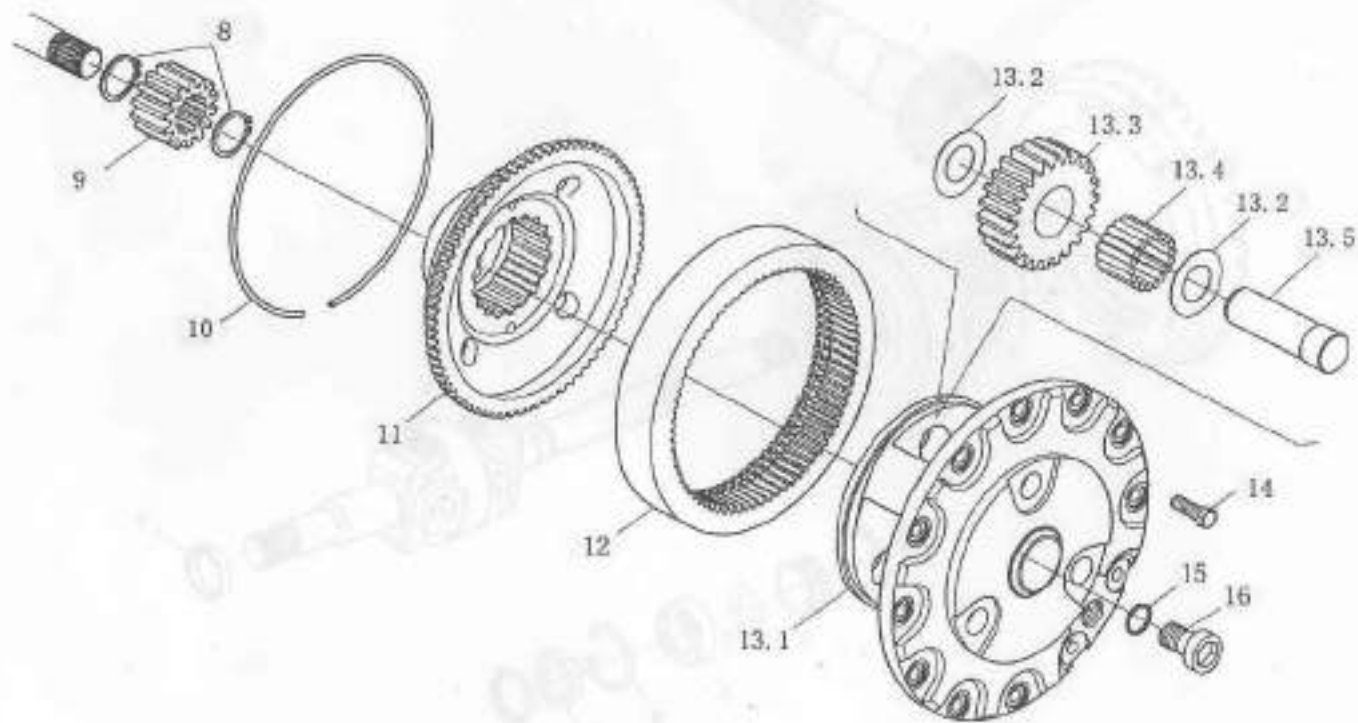
1603.03.00.1 017 机械式差速器 Mechanical differential

序号 No.	零件名称	Parts name	零件代号 Drawing No.	数量 Qty.
	差速器总成	Differential assy	5117219/1.41.402	1
1	销 钉	Pin	4987976/1.32.428	1
2	差速器壳体	Case, differential	4996747/1.41.402	1
3	行星齿轮止推垫圈	Thrust washer, planet pinion gear	4987975/1.32.425	2
4	行星齿轮	Planet pinion gear	5103870/1.32.415B	2
5	右半轴齿轮	Half-axle gear, right hand	5110716.1.41.502	1
6	行星齿轮轴	Pin, planet pinion gear	5148935/1.32.416	1
7	左半轴齿轮	Half-axle gear, left hand	5103868/1.32.413	1
8	半轴齿轮止推垫圈 1.6mm	Thrust washer 1.6mm, half-axle gear	5148936/1.32.424	2
	半轴齿轮止推垫圈 1.8mm	Thrust washer 1.8mm, half-axle gear	5148937/1.32.424	
	半轴齿轮止推垫圈 1.7mm	Thrust washer 1.7mm, half-axle gear	5148938/1.32.424	
	半轴齿轮止推垫圈 1.5mm	Thrust washer 1.5mm, half-axle gear	5148939/1.32.424	
	半轴齿轮止推垫圈 1.4mm	Thrust washer 1.4mm, half-axle gear	5148940/1.32.424	
9	轴承 2007112E	Conical roller bearing 2007112E	GB297-84	2

1603.03.00.1 020 万向传动轴和行星减速器 Universal propeller shaft and planet gear reducer



1603.03.00.1 020 万向传动轴和行星减速器 Universal propeller shaft and planet gear reducer



1603.03.00.1 020 万向传动轴和行星减速器 Universal propeller shaft and planet gear reducer

序号 No.	零件名称	Parts name	零件代号 Drawing No.	数量 Qty.
1	半轴油封挡圈	Retaining ring, half - axle oil seal	4996762/1.41.537	2
2	油封 40 × 62 × 10	Oil seal 40 × 62 × 10	5136002/1.41.538	2
3	挡圈 62	Retaining ring 62	11061076/12246	4
4	轴承 107	Bearing 107	GB276 - 82	2
5	挡圈 35	Retaining ring 35	11068376/12245	2
6	右万向传动轴总成	Universal driving shaft assy, right hand	5142040/20	1
	左万向传动轴总成	Universal driving shaft assy, left hand	5142043/20	1
7	驱动叉轴油封 42 × 62 × 17	Oil seal, propeller fork shaft 42 × 62 × 17	5133799/1.41.539	2
8	轴用挡圈 30	Retaining ring 30, for shaft	5140018/20	2
9	太阳轮	Sun gear	5137107/20	4
10	齿轮挡环	Snap ring, ring gear	4997571/1.41.549	2
11	齿轮支座	Ring gear carrier	5142047/20	2
12	齿圈	Ring gear	5108749/1.41.543	2
13	行星架合件	Planet carrier assembly	5137724/20	2
13.1	行星架	Planet carrier	5137689/20	2
13.2	行星轮轴承挡圈	Retaining ring, planet gear bearing	4997510/1.41.552	6
13.3	行星齿轮	Planet gear	5108747/1.41.545	3
13.4	滚针轴承	Needle bearing	5101693/1.41.546	3
13.5	行星齿轴销	Planet gear pin	4997509/1.41.547	3
14	螺栓 M10 × 1.25 × 30	Bolt M10 × 1.25 × 30	14233634/10352/04	24
15	矩形截面密封圈 22 × 28 × 1.5	Square section seal ring 22 × 28 × 1.5	10263460/14607	2
16	螺塞 M22 × 1.5	Screw plug M22 × 1.5	10305114/14530	2

SM05-DLT01 E&C



地址: 中国河南省洛阳市建设路154号 Add: 154, JIANSHE ROAD, LUOYANG, HENAN, CHINA
电话(Tel): (86)379-62799000 传真(Fax): (86)379-62799099 邮编(P.C.): 471004
Http: //www.yto.com.cn E-mail: yto@yto.com.cn