

본 체 부 품

CHASSIS PART

■ 엔진 주변 부품 / ENGINE

연료 탱크 / FUEL TANK -----	FIG. 2-1A	G. 040	(F)
연료 탱크 / FUEL TANK -----	FIG. 2-1B	G. 920	(C)
조속 장치 / ENGINE CONTROL -----	FIG. 2-2A	G. 100	
조속 장치 / ENGINE CONTROL -----	FIG. 2-2B	G. 100	
소음기 / MUFFLER -----	FIG. 2-3	G. 150	
라디에이터 / RADIATOR -----	FIG. 2-4	G. 170	
에어 크리너 / AIR CLEANER -----	FIG. 2-5	G. 190	
엔진 프레임 / ENGINE FRAME -----	FIG. 2-6	G. 210,215	

■ 동력 전달 / TM

클러치 / CLUTCH -----	FIG. 3-1	G. 250	
클러치 하우징 / CLUTCH HOUSING -----	FIG. 3-2	G. 250	
클러치 페달 / CLUTCH PEDAL -----	FIG. 3-3	G. 260	
트랜스미션 케이스 / TRANSMISSION CASE -----	FIG. 3-4	G. 280	
주축 / MAIN SHAFT -----	FIG. 3-5	G. 281	
주변속 축 / MAIN GEAR SHAFT -----	FIG. 3-6	G. 281	
부변속 축 / RANGE GEAR SHAFT -----	FIG. 3-7	G. 285	
초저속 축 / CREEPER SHAFT -----	FIG. 3-8	G. 285	
피티오 축 / PTO SHAFT -----	FIG. 3-9	G. 283,287	
피티오 구동축 / PTO DRIVE SHAFT -----	FIG. 3-10	G. 287	
전륜구동 축 / FRONT WHEEL DRIVE SHAFT -----	FIG. 3-12	G. 288	
변속 포크 / SHIFT FORK -----	FIG. 3-13	G. 290,291	
변속 레버 / SHIFT LEVER -----	FIG. 3-14	G. 290,291	
전후진 변속 레버 / F-R SHIFT LEVER -----	FIG. 3-15	G. 291	
주, 부변속 레버 / SHIFT LEVER -----	FIG. 3-16A	G. 292,293	
피티오 변속 레버 / PTO SHIFT LEVER -----	FIG. 3-17	G. 293	

■ 차동 장치 / DIFF. LOCK

차동 고정장치 / DIFF-LOCK -----	FIG. 4-1	G. 310	
차동장치 / REAR DIFFERENTIAL -----	FIG. 4-2	G. 320	

■ 앞차축, 뒷차축 / FRONT, REAR AXLE

앞차축 조립체 / FRONT AXLE ASSY -----	FIG. 5-1A	G. 400	
앞차축 케이스 / FRONT AXLE CASE -----	FIG. 5-2A	G. 400	
앞차축 케이스 / FRONT AXLE CASE -----	FIG. 5-3A	G. 400	
앞차축 차동장치 / FRONT DIFFERENTIAL -----	FIG. 5-4A	G. 400	
앞차축 구동장치 / FRONT DRIVE -----	FIG. 5-5A	G. 400	
뒷차축 최종구동 / REAR AXLE -----	FIG. 5-7	G. 480	
앞, 뒤 타이어 / FRONT & REAR WHEEL (TIRE) -----	FIG. 5-8	G. 490	

■ 조향 장치 /

타이로드 / TIE ROD -----	FIG. 6-1	G. 610	
조향 실린더 및 라인 / STEERING CYLINDER & LINES -----	FIG. 6-2	G. 630	
조향 휠 및 칼럼 / STEERING WHEEL & COLUMN -----	FIG. 6-3A	G. 630	(F)

조향 휠 및 칼럼 / STEERING WHEEL & COLUMN -----	FIG. 6-3B	G. 630	(C)
조향 라인 -----	FIG. 6-4A	G. 630	(F)
조향 라인 -----	FIG. 6-4B	G. 630	(C)
■ 브레이크 장치 /			
브레이크 / BRAKE -----	FIG. 7-1	G. 650	
브레이크 페달 / BRAKE PEDALS -----	FIG. 7-2A	G. 670	
주차 브레이크 레버 / PARKING BRAKE LEVER -----	FIG. 7-3A	G. 670	
■ 전기 장치 /			
전기 배선 / ELECTRICAL WIRING -----	FIG. 8-1A	G. 730	(F)
전기 배선 / ELECTRICAL WIRING -----	FIG. 8-1C	G. 730	(C)
전기 배선 / ELECTRICAL WIRING -----	FIG. 8-1D	G. 730	(C)
축 전 지 / BATTERY -----	FIG. 8-2	G. 740	
계기 판넬 / METER PANEL -----	FIG. 8-3A	G. 750	(F)
계기 판넬 / METER PANEL -----	FIG. 8-3B	G. 750	(C)
램 프 / LAMP -----	FIG. 8-4A	G. 760	(F)
램 프 / LAMP -----	FIG. 8-4C	G. 866	(C)
배선, 콘트롤러 및 센서 (수평 제어) / WIRE, CON. & SENSOR -----	FIG. 8-5A	G. 750	(F)
배선, 콘트롤러 및 센서 (수평 제어) / WIRE, CON. & SENSOR -----	FIG. 8-5B	G. 750	(C)
■ 유압 장치 /			
유압 하우징 / HYDRAULIC HOUSING -----	FIG. 9-1	G. 820	
리프트 제어밸브 및 링크 / LIFT CONTROL VALVE & LINK -----	FIG. 9-2	G. 822	
TM 제어밸브 / TM CONTROL VALVE -----	FIG. 9-3	G. 822	
유압인출 및 로더밸브 / FRONT OUTLET & LOADER VALVE -----	FIG. 9-4	G. 822	
유압 라인 / HYDRAULIC LINES -----	FIG. 9-5A	G. 823	(F)
유압 라인 / HYDRAULIC LINES -----	FIG. 9-5B	G. 823	(C)
견인 제어 링크 / DRAFT CONTROL LINK -----	FIG. 9-6	G. 824	
유압 제어 레버 / HYDRULIC CONTROL LEVER -----	FIG. 9-7A	G. 825	(F)
유압 제어 레버 / HYDRULIC CONTROL LEVER -----	FIG. 9-7B	G. 825	(C)
오토 리프트 스위치 / AUTO LIFT SWITCH -----	FIG. 9-7C	G. 825	(C)
유압 실린더 / HYDRAULIC CYLINDER -----	FIG. 9-8A	G. 826	(F)
유압 실린더 / HYDRAULIC CYLINDER -----	FIG. 9-8B	G. 825	(C)
원격 유압 밸브 / REMOTE CONTROL VALVE -----	FIG. 9-9A	G. 827	(F)
원격 유압 밸브 / REMOTE CONTROL VALVE -----	FIG. 9-9B	G. 827	(C)
상부 링크 브라켓트 / UPPER LINK BRACKET -----	FIG. 9-10	G. 828	
드로우바 히치 / DRAWBAR HITCH -----	FIG. 9-11A	G. 891	
상부 및 하부 링크 / UPPER & LOWER LINK -----	FIG. 9-12A	G. 896	
상부 및 하부 링크 / UPPER & LOWER LINK -----	FIG. 9-12B	G. 896	
리프트 로드 / LIFT ROD -----	FIG. 9-13A	G. 896	
리프트 로드 / LIFT ROD -----	FIG. 9-13B	G. 896	
체크 링크 / CHECK LINK -----	FIG. 9-14A	G. 896	(F)
체크 링크 / CHECK LINK -----	FIG. 9-14B	G. 896	(C)
수평제어 유압라인 / AUTO LEVELING HYDRAULIC LINE -----	FIG. 9-15	G. 829	
■ 외장 / SHEET METAL, INTERIOR			
후드 / HOOD -----	FIG. 10-1A	G. 830	(F)
후드 / HOOD -----	FIG. 10-1B	G. 830	(C)
발판 / STEP -----	FIG. 10-2	G. 840	(F)

마운트 / MOUNT -----	FIG. 10-3	G. 840	
의자 / SEAT -----	FIG. 10-4A	G. 850	(F)
의자 / SEAT -----	FIG. 10-4B	G. 850	(C)
출입문 / DOOR -----	FIG. 10-5	G. 862	
전방창, 측방창 / FRONT & SIDE WINDOW -----	FIG. 10-6	G. 863	(C)
후방창 / REAR WINDOW -----	FIG. 10-7	G. 863	(C)
내장재 / INTERIOR -----	FIG. 10-8	G. 864	
에어컨 / AIR CONDITIONER -----	FIG. 10-9A	G. 865	
에어컨 / AIR CONDITIONER -----	FIG. 10-9B	G. 865	
에어컨 / AIR CONDITIONER -----	FIG. 10-9C	G. 865	
윈도우 와이퍼 / WINDOW WIPER -----	FIG. 10-10	G. 865	
지붕 / ROOF -----	FIG. 10-11A	G. 880	(F)
지붕 / ROOF -----	FIG. 10-11B	G. 867	
외장재 / EXTERIOR -----	FIG. 10-12	G. 868	
공용품 / COMMON -----	FIG. 10-13-1	G. 869	
공용품 / COMMON -----	FIG. 10-13-2	G. 869	
펜더 / FENDER -----	FIG. 10-14	G. 870	
안전 프레임 / SAFETY FRAME -----	FIG. 10-15A	G. 880	(F)
■ 공구, 데칼 /			
공구 / TOOLS -----	FIG. 11-1	G. 920	
데칼 / DECAL -----	FIG. 12-1A	G. 980	
데칼 / DECAL -----	FIG. 12-1B	G. 980	

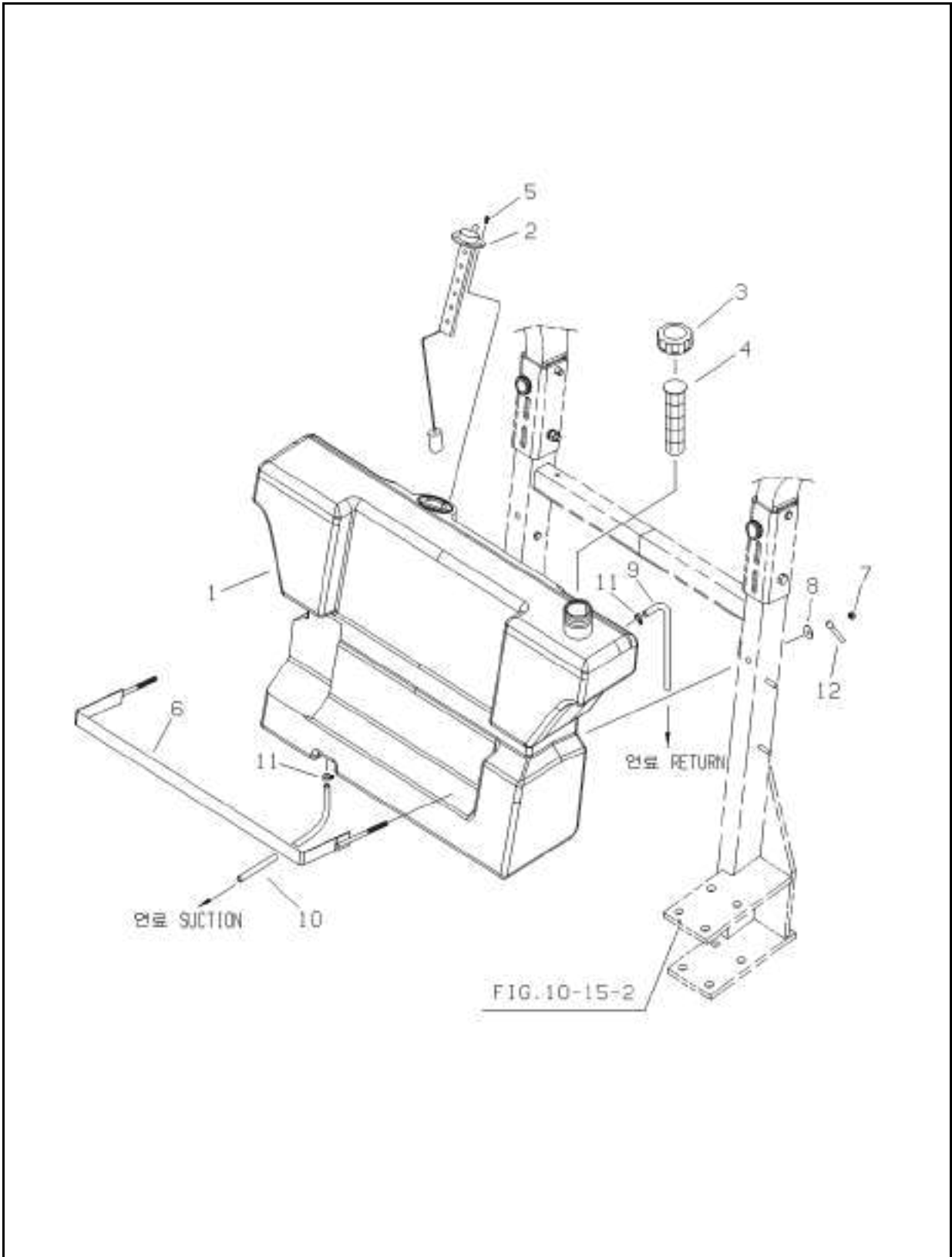
A-N41, B-N47

A-N41(Neo41), B-N47(Neo47)

FUEL TANK

FIG. 2-1A

G. 040



FUEL TANK

A-N41, B-N47

A-N41(Neo41), B-N47(Neo47)

FIG. 2-1A

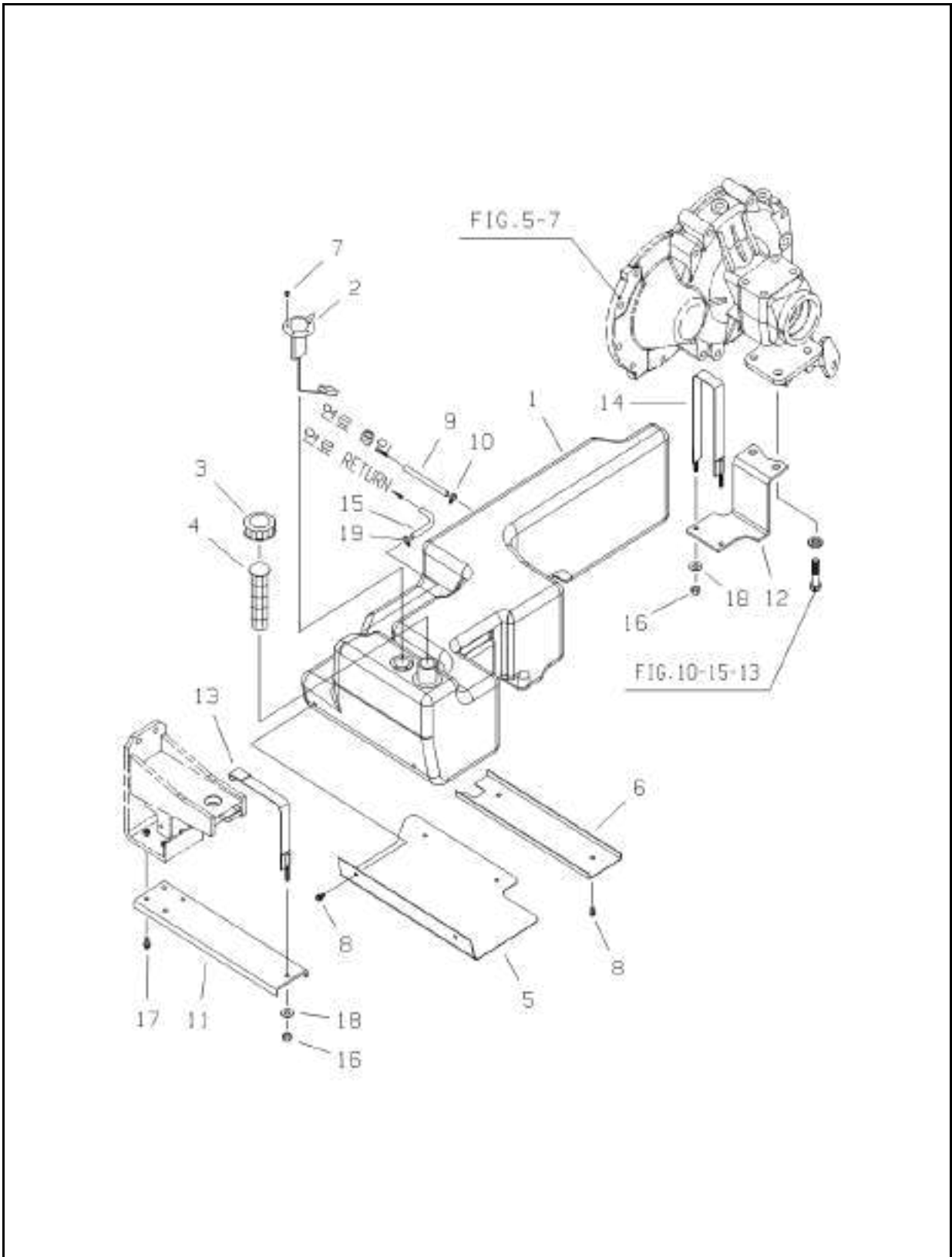
(F)

NO.	PART NO.	PART NAME & DESCRIPTION	QTY		APP. NO	REM.
			A	B		
1-5	A1040240	FUEL TANK ASSY	1	1		
1	A1040144	TANK FUEL	1	1		
2	A1040149	GAUGE, FUEL	1	1		
3	A1040170	FUEL CAP ASSY	1	1		
4	A1040052	STRAINER, FUEL TANK	1	1		
5	S153051613	BOLT, HEX, W/WASHER	5	5		
6	A1040151	BAND, FUEL TANK	1	1		
7	A1877079	NUT, LOCK	2	2		
8	S365082613	WASHER, PLN L-RD	2	2		
9	A1040248	HOSE, FUEL	1	1		
10	A1040104	HOSE, FUEL	1	1		
11	A1970310	CLAMP, HOSE	6	6		
12	A0640015	CLAMP	1	1		

FUEL TANK

FIG. 2-1B

G. 920



FUEL TANK

A-N41, B-N47

A-N41(Neo41), B-N47(Neo47)

FIG. 2-1B

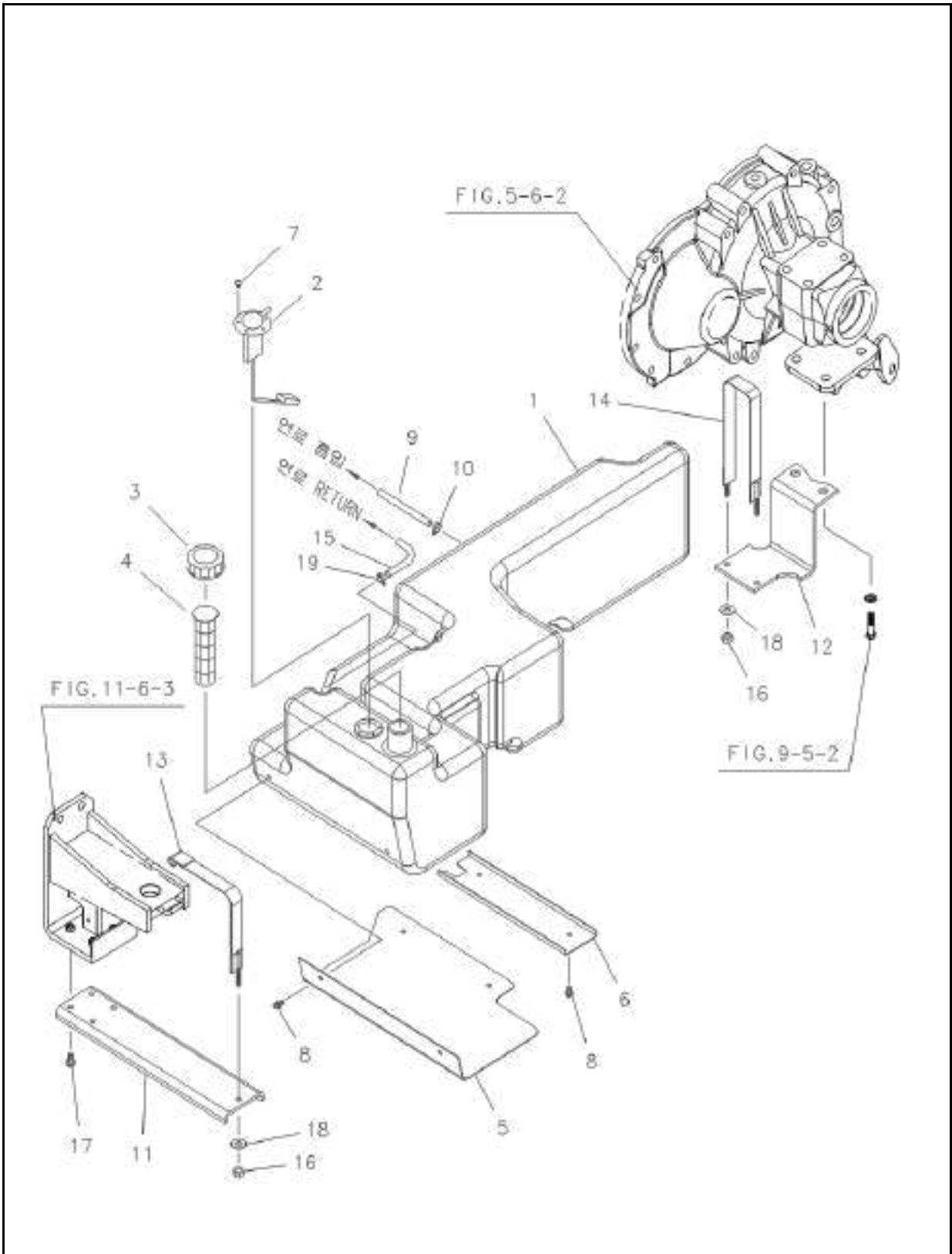
(C)

NO.	PART NO.	PART NAME & DESCRIPTION	QTY		APP. NO	REM.
			A	B		
1-10	A1040212	FUEL TANK ASSY	1	1		
1	A1040159	TANK FUEL	1	1		
2	A1040160	GAUGE, FUEL	1	1		
3	A1040170	CAP. FUEL TANK	1	1		
4	A1040052	STRAINER, FUEL TANK	1	1		
5	A1040166	TANK COVER, FRONT	1	1		
6	A1040247	TANK COVER, REAR	1	1		
7	S153051613	SCREW, W/WASHER				
		M5x0.8	5	5		
8	S159061213	BOLT,HEX. W/WASHER				
		M6x1.0x12	6	6		
9	A1040213	HOSE, FUEL	1	1		
10	A0641005	CLAMP, HOSE	1	1		
11	A1040164	TANK BRK. FRONT	1	1		
12	A1040165	TANK BRK. REAR	1	1		
13	A1040168	BAND, FRONT	1	1		
14	A1040169	BAND, REAR	1	1		
15	A1040249	HOSE, FUEL	1	1		
16	A1877079	NUT, LOCK	3	3		
17	S159083033	BOLT,HEX. W/WASHER				
		M8x1.25	4	4		
18	S365082613	WASHER,PLN L-RD				
		M8x1.25x30	3	3		
19	A1970310	CLAMP, HOSE	5	5		

FUEL TANK

FIG. 2-1B

G. 920



FUEL TANK

A-N41, B-N47

A-N41(Neo41), B-N47(Neo47)

FIG. 2-1B

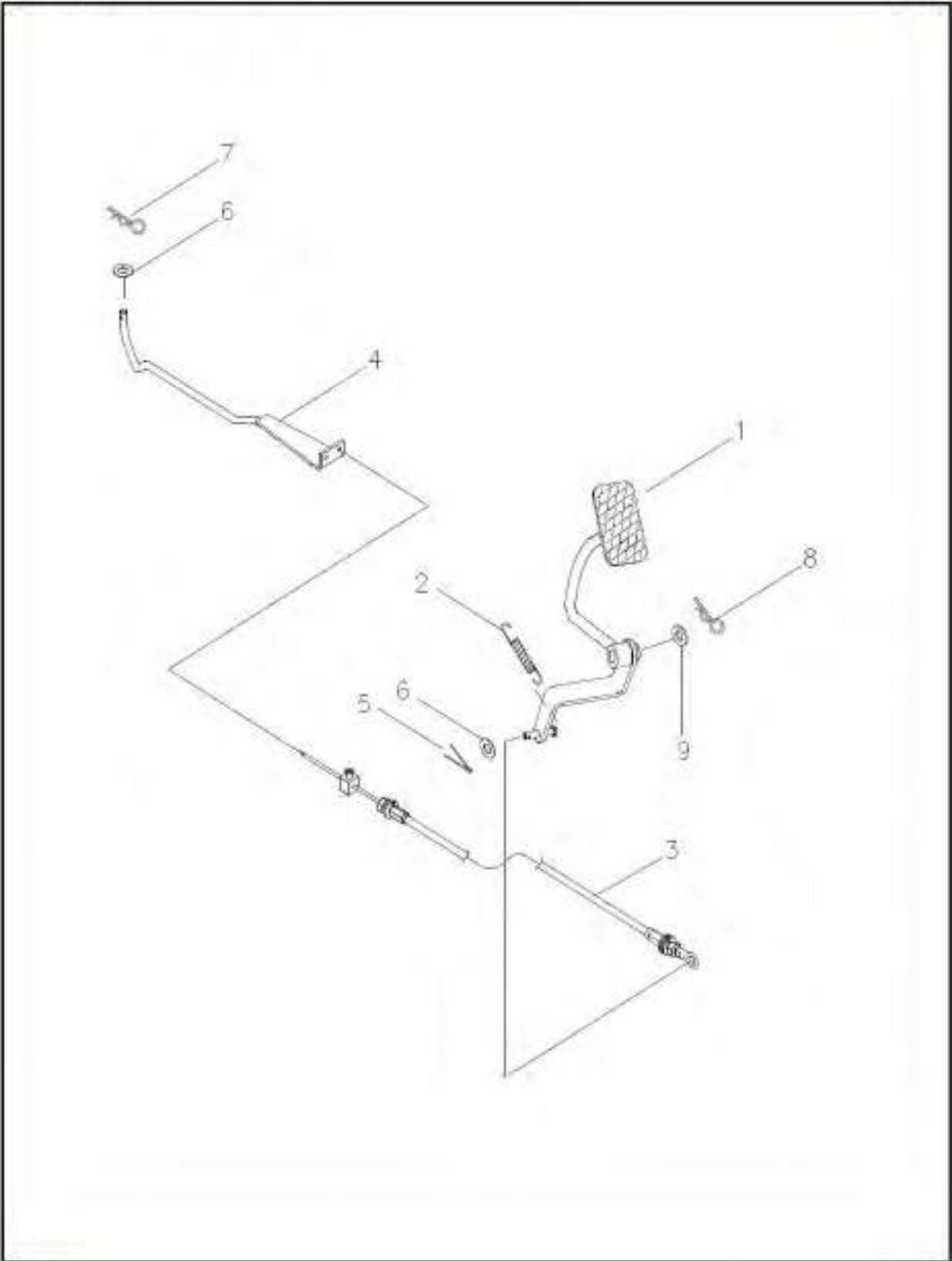
(C)

NO.	PART NO.	PART NAME & DESCRIPTION	QTY		APP. NO	REM.
			A	B		
1~10	A1040212	FUEL TANK ASSY	1	1		
1	A1040159	TANK FUEL	1	1		
2	A1040160	GAUGE, FUEL	1	1		
3	A1040170	CAP. FUEL TANK	1	1		
4	A1040052	STRAINER, FUEL TANK	1	1		
5	A1040166	TANK COVER, FRONT	1	1		
6	A1040247	TANK COVER, REAR	1	1		
7	S153051613	SCREW, W/WASHER	5	5		M5x0.8
8	S159061213	BOLT,HEX. W/WASHER	6	6		M6x1.0x12
9	A1040213	HOSE, FUEL	1	1		
10	A0641005	CLAMP, HOSE	1	1		
11	A1040164	TANK BRK. FRONT	1	1		
12	A1040165	TANK BRK. REAR	1	1		
13	A1040168	BAND, FRONT	1	1		
14	A1040169	BAND, REAR	1	1		
15	A1040249	HOSE, FUEL	1	1		
16	A1877079	NUT, LOCK	3	3		
17	S159083033	BOLT,HEX. W/WASHER	4	4		M8x1.25
18	S365082613	WASHER,PLN L-RD	3	3		M8x1.25x30
19	A1970310	CLAMP, HOSE	5	5		

ENGINE CONTROL

FIG. 2-2A

G. 100



ENGINE CONTROL

A-N41, B-N47

A-N41(Neo41), B-N47(Neo47)

FIG. 2-2A

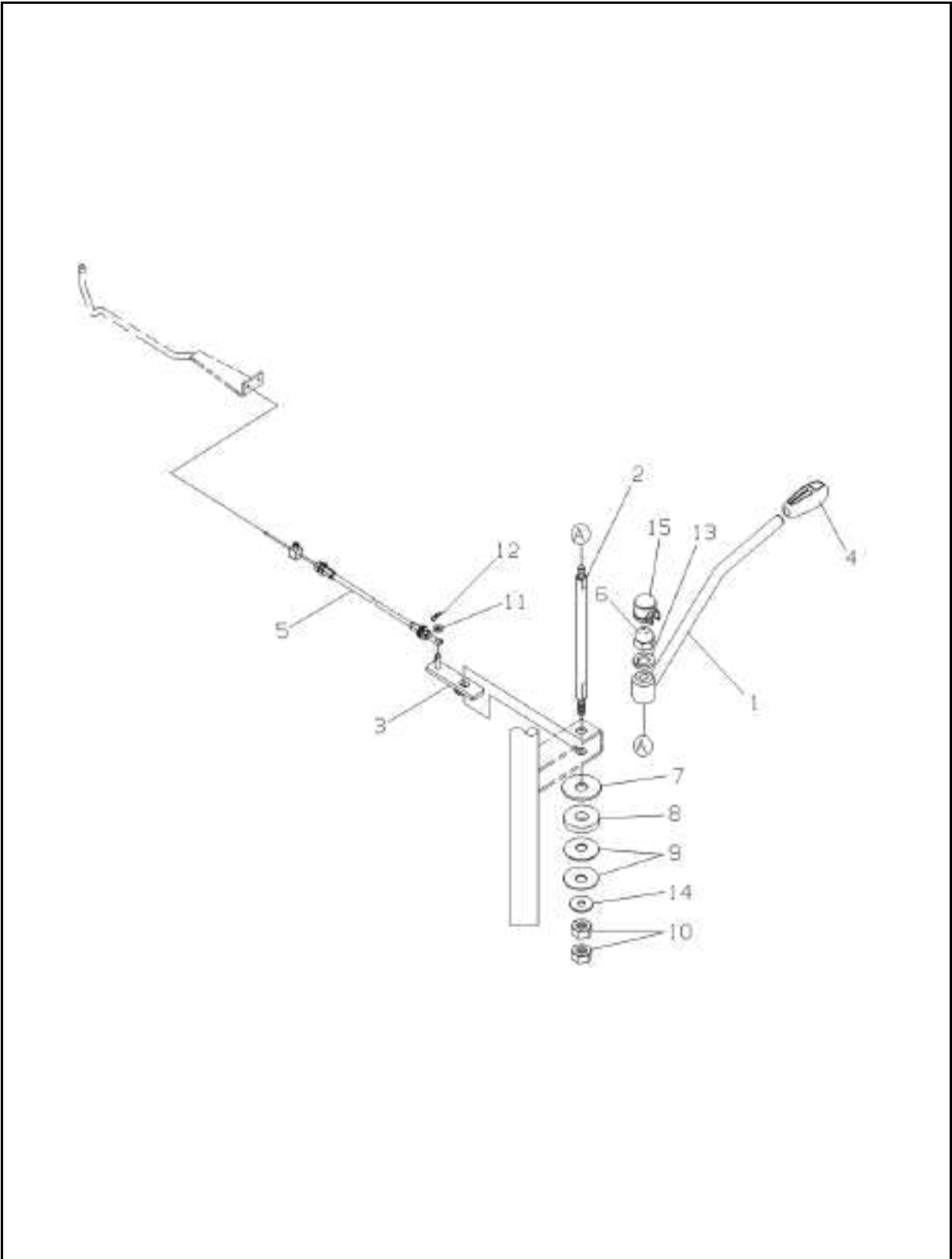
(F)

NO.	PART NO.	PART NAME & DESCRIPTION	QTY		APP. NO	REM.
			A	B		
1	A1100077	PEDAL, ACCELERATOR	1	1		
2	3A1100008	SPRING, RETURN	1	1		
3	A1100078	WIRE , ACC PEDAL	1	1		
4	A1100042	ROD, ENG. CONTROL	1	*		
	A1100119	ROD, ENG. CONTROL	*	1		
5	S441251613	PIN, SPLIT	1	1		
6	S363060013	WASHER, PLAIN	2	2		
7	S443060013	PIN, SNAP A-TY	1	1		
8	S443120013	PIN, SNAP A-TY	1	1		
9	S365123013	WASHER, PLAIN	1	1		

ENGINE CONTROL

FIG. 2-2B

G. 100



ENGINE CONTROL

A-N41, B-N47

A-N41(Neo41), B-N47(Neo47)

FIG. 2-2B

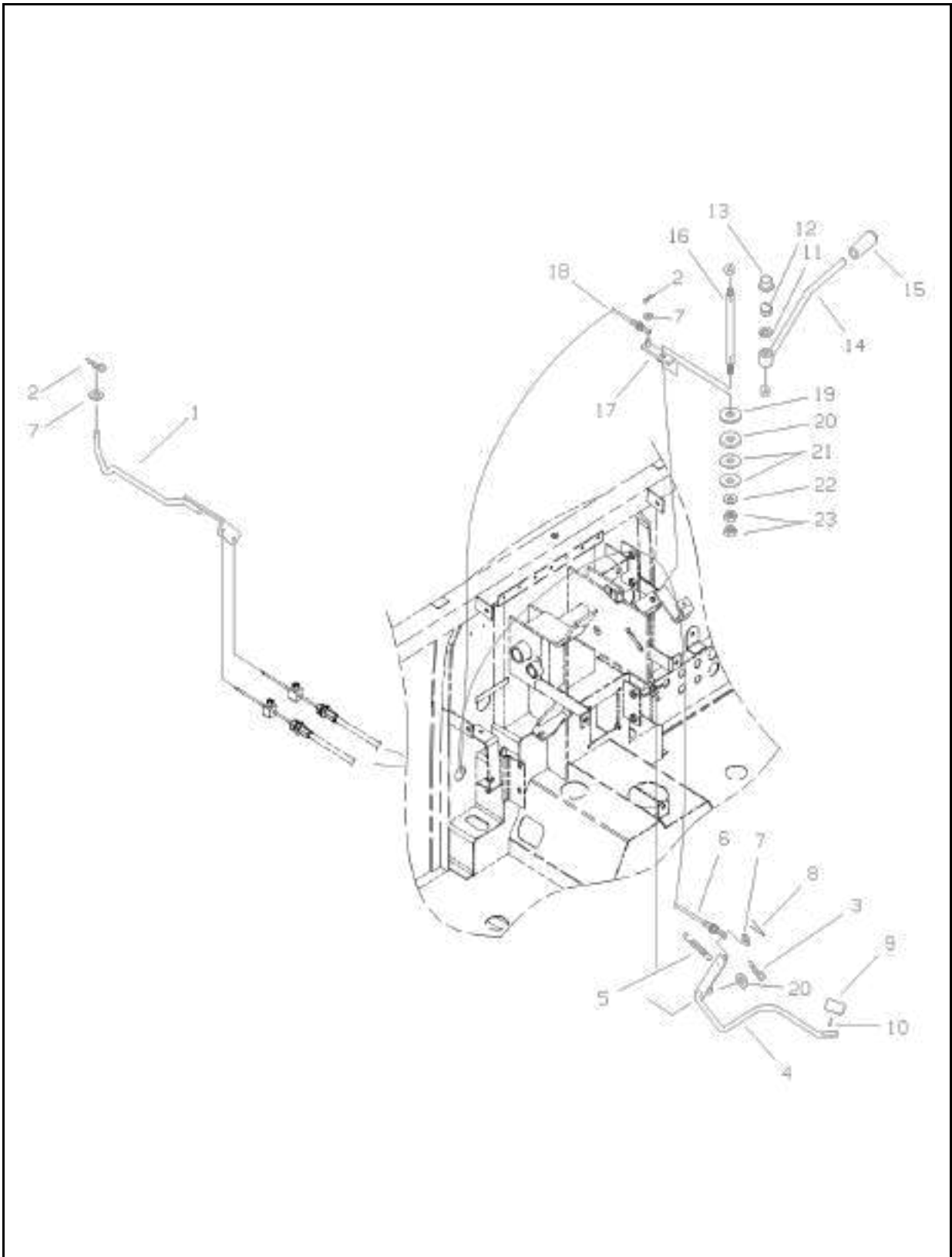
(F)

NO.	PART NO.	PART NAME & DESCRIPTION	QTY			APP. NO	REM.
			A	B			
1	A1100047	LEVER, ACCELERATOR	1	1			
2	A1100036	SHAFT, ENG. CONTROL	1	1			
3	A1100041	LEVER, ENG. CONTROL	1	1			
4	A1970355	KNOB, ACCEL.	1	1			
5	A1100054	WIRE, ACCELERATOR	1	1			
6	S337080013	NUT, CAP	1	1			
7	3A0589742	FRICTION PLATE	1	1			
8	S365123013	WASHER, PLAIN	1	1			
9	3A1100006	SPRING, PLATE	2	2			
10	S313080043	NUT, HEX	2	2			
11	S363060013	WASHER, PLAIN	1	1			
12	S443060013	PIN, SNAP A-TY	1	1			
13	S361080013	WASHER, SPRING	1	1			
14	S364080013	WASHER, PLAIN	1	1			
15	A1970391	CAP, ACC	1	1			

ENGINE CONTROL

FIG. 2-2C

G. 100



ENGINE CONTROL

A-N41, B-N47

A-N41(Neo41), B-N47(Neo47)

FIG. 2-2C

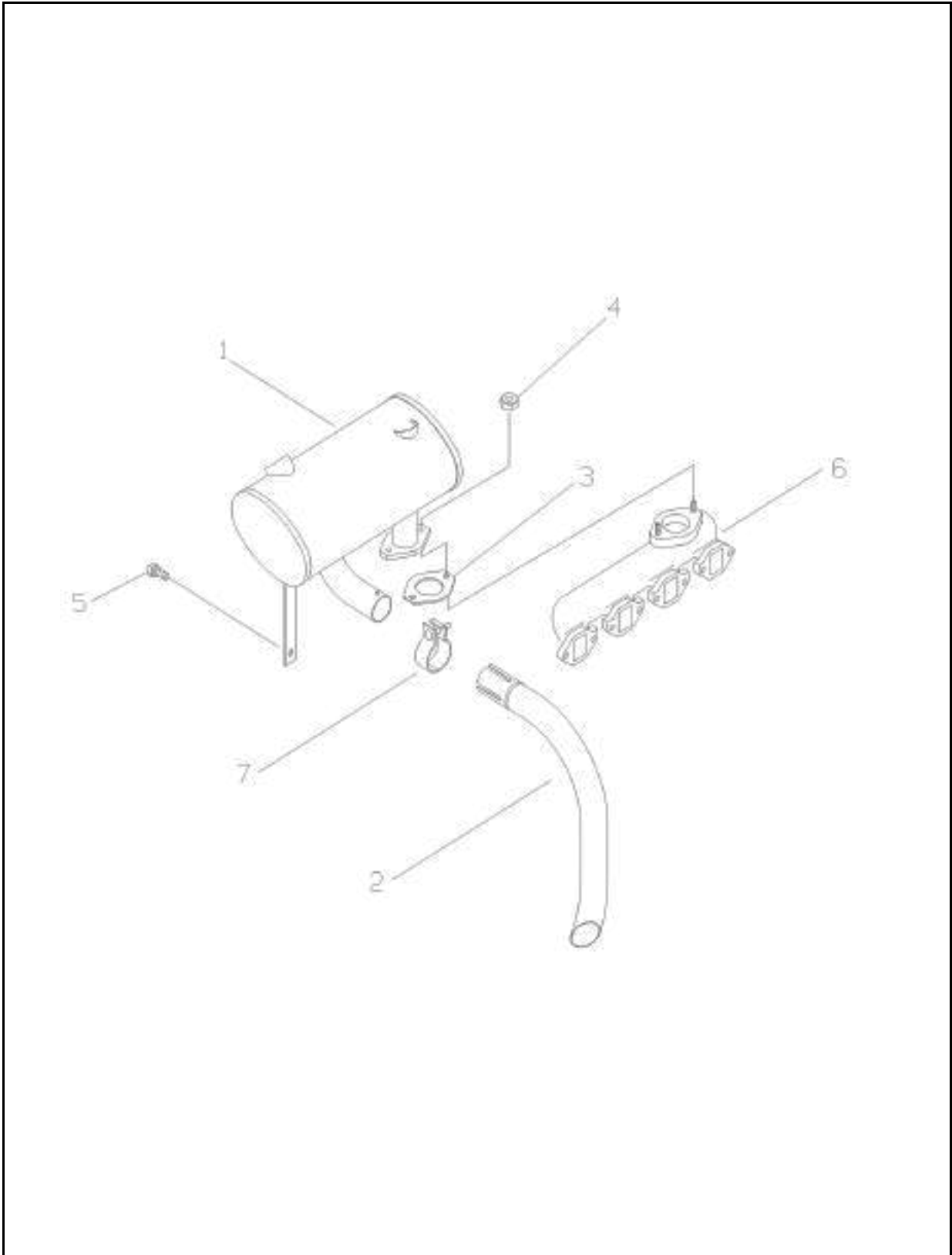
(C)

NO.	PART NO.	PART NAME & DESCRIPTION	QTY			APP. NO	REM.
			A	B			
1	A1100119	ROD, ENG. CONTROL	1	1			
2	S443060013	PIN, SNAP	2	2			
3	S443120013	PIN, SNAP	1	1			
4	A1100122	PEDAL, ACCELERATOR	1	1			
5	A1100090	SPRING, RETURN	1	1			
6	A1100078	WIRE, PEDAL	1	1			
7	S363060013	WASHER, PLAIN	3	3			
8	S441251613	PIN, SPLIT	1	1			
9	A1970357	PEDAL, ACCEL.	1	1			
10	S446032012	PIN, SPR. W-TY	1	1			
11	S361080013	WASHER, SPRING	1	1			
12	S337080013	NUT, CAP	1	1			
13	A1970391	CAP, LEVER	1	1			
14	A1100047	LEVER, ACCELERATOR	1	1			
15	A1970355	KNOB, ACCEL. LEVER	1	1			
16	A1100081	SHAFT, ENG. CONTROL	1	1			
17	A1100041	LEVER, ENG. CONTROL	1	1			
18	A1100046	WIRE, ACCELERATOR	1	1			
19	3A0589742	FRICTION PLATE	1	1			
20	S365123013	WASHER, PLAIN	2	2			
21	3A1100006	SPRING, PLATE	2	2			
22	S364080013	WASHER, PLAIN	1	1			
23	S313080043	NUT, HEX	2	2			

MUFFLER

FIG. 2-3

G. 150



MUFFLER

A-N41, B-N47

A-N41(Neo41), B-N47(Neo47)

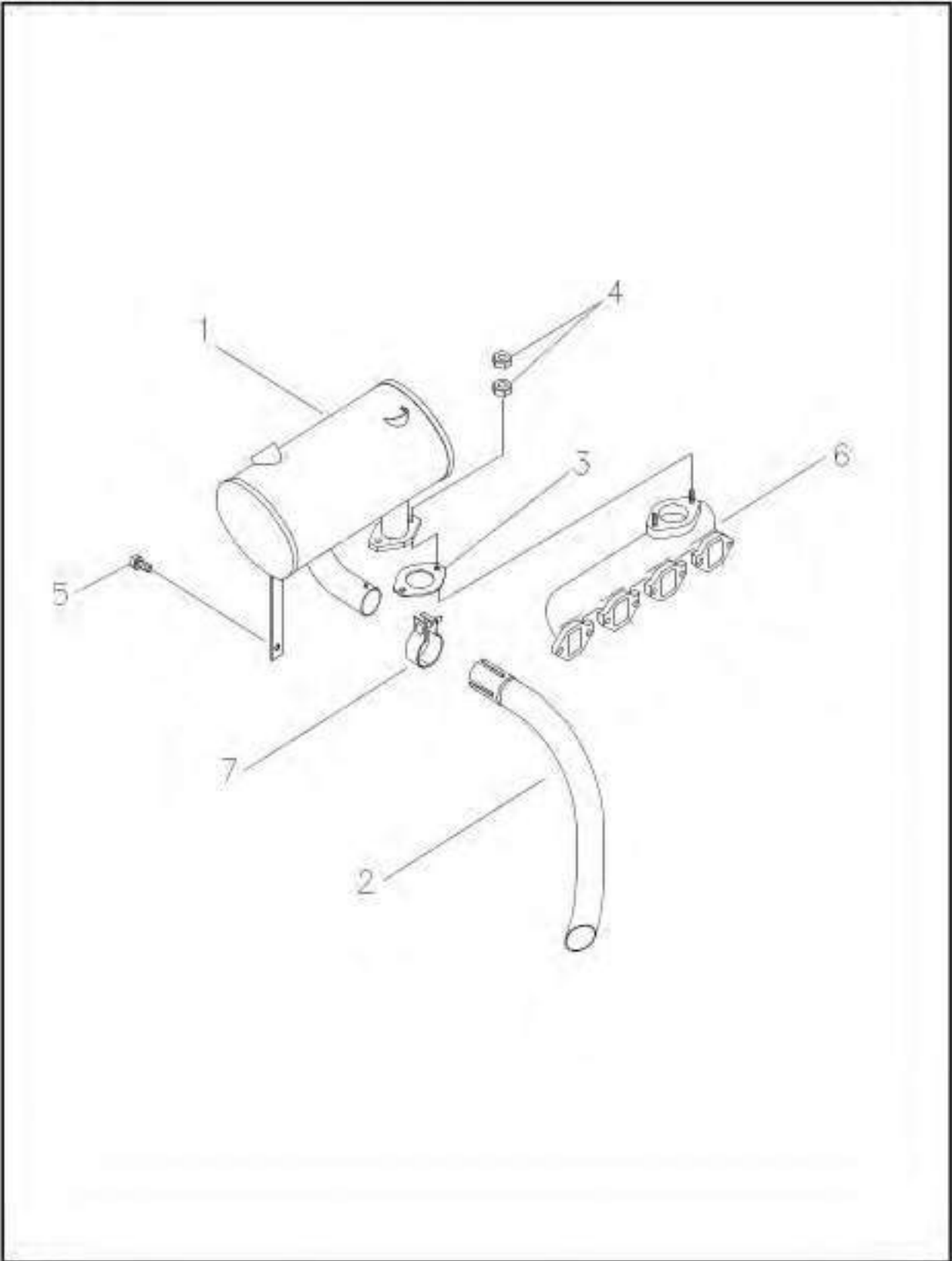
FIG. 2-3

NO.	PART NO.	PART NAME & DESCRIPTION	QTY		APP. NO	REM.
			A	B		
1	A1151121	MUFFLER ASSY	1	1		
2	A1151146	PIPE, TAIL	1	1		
3	A1151100	GASKET, MUFFLER	1	1		
4	S345080013	NUT, FLANGE	2	2		
5	S159082033	BOLT, HEX W/WASHER	1	1		
		M8x1.25				
6	Q1650005	MANIFOLD, EXHAUST	1	1		
7	A1151123	CLAMP, TAIL PIPE	2	2		
		M8x1.25x20				

MUFFLER

FIG. 2-3

G. 150



MUFFLER

A-N41, B-N47

A-N41(Neo41), B-N47(Neo47)

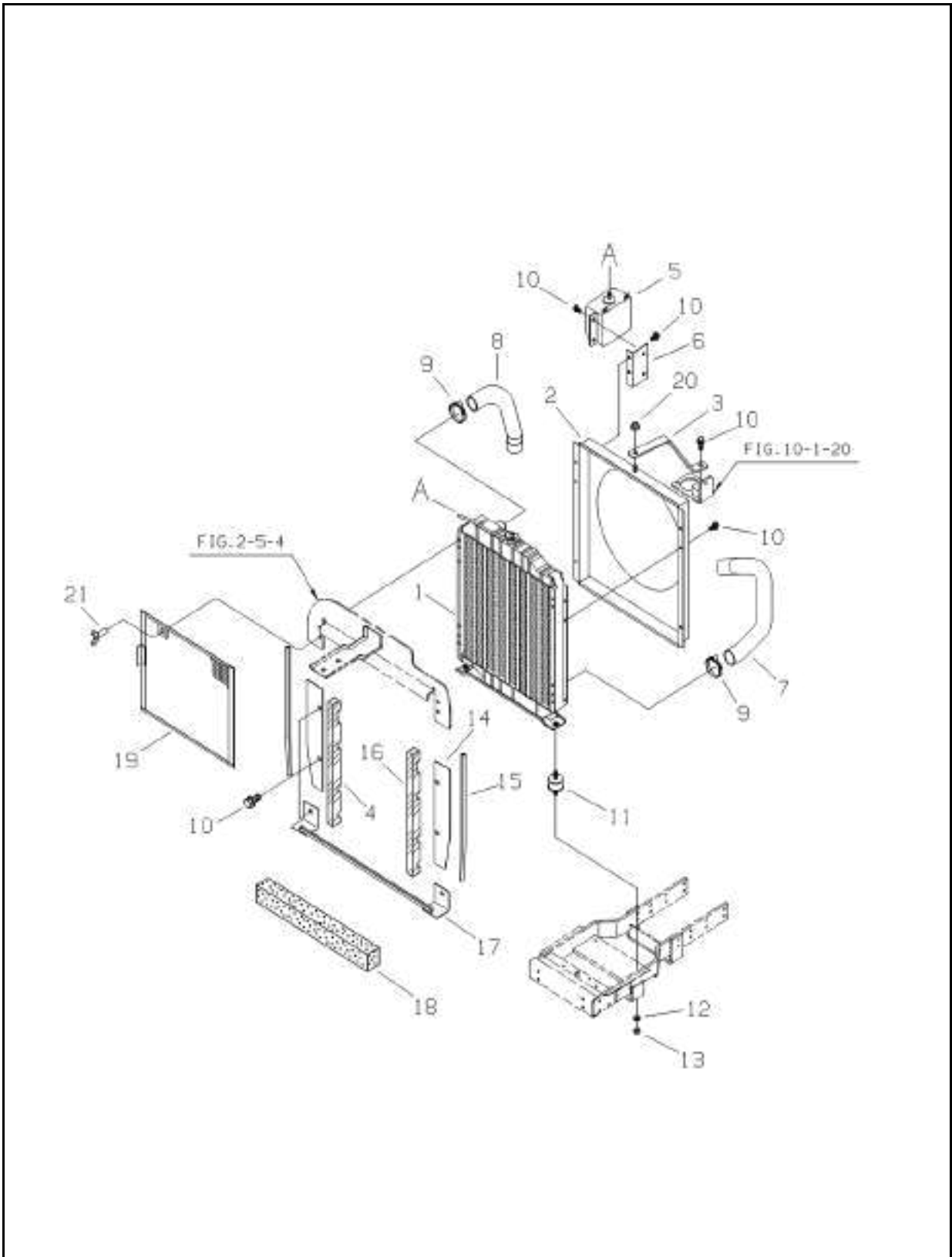
FIG. 2-3

NO.	PART NO.	PART NAME & DESCRIPTION	QTY		APP. NO	REM.
			A	B		
1	A1151121	MUFFLER ASSY	1	1		
2	A1151146	PIPE, TAIL	1	1		
3	A1151100	GASKET, MUFFLER	1	1		
4	S313080070	NUT, HEX	4	4		M8x1.25
5	S159082033	BOLT, W/WASHER	1	1		M8x1.25x20
6	Q1650005	MANIFOLD, EXHAUST	1	1		
7	A1151123	CLAMP, TAILPIPE	2	2		

RADIATOR

FIG. 2-4

G. 170



RADIATOR

A-N41, B-N47

A-N41(Neo41), B-N47(Neo47)

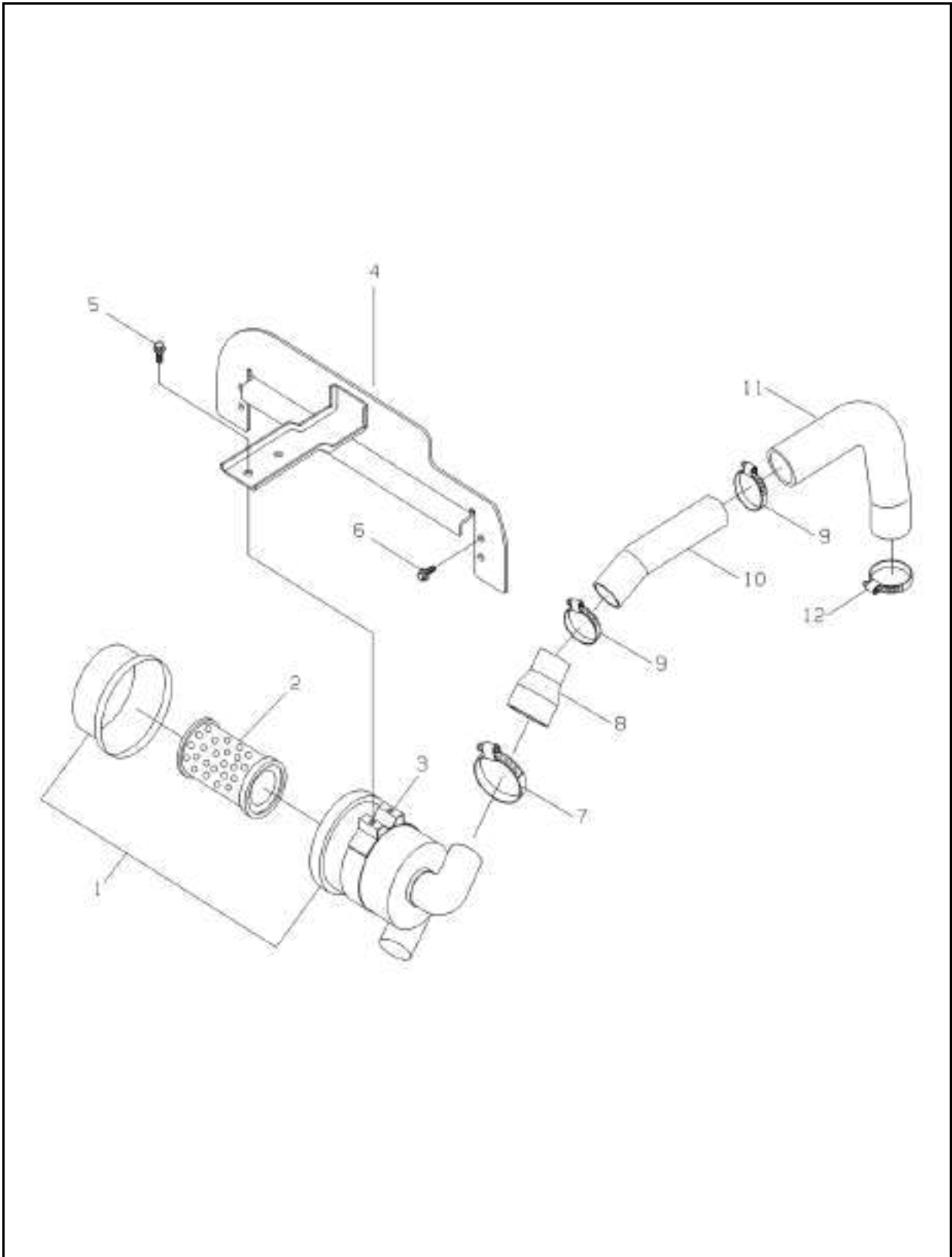
FIG. 2-4

NO.	PART NO.	PART NAME & DESCRIPTION	QTY			APP. NO	REM.
			A	B			
1	A1170165	RADIATOR ASSY	1	*			
	A1170183	RADIATOR ASSY	*	1			
2	A1170167	SHROUD, FAN	1	1			
3	A1170201	PLATE	1	1			
4	A1170217	SEAL, SPONGE	1	1			
5	A1170031	TANK, RESERVOIR	1	1			
6	A1170099	BRACKET, RESERVOIR TANK	1	1			
7	A1170164	HOSE, WATER INLET	1	1			
8	A1170163	HOSE, WATER OUTLET	1	1			
9	A1970201G	CLAMP, HOSE	4	4			
10	S155082033	BOLT, HEX. W/WASHER	M8X1.25X20L	12	12		
11	A1970360	RUBBER, DAMPING		2	2		
12	S361100013	WASHER, SPRING	Φ10	2	2		
13	S302100043	NUT, HEX. 1-TY.	M10X1.25	2	2		
14	A1170171	PLATE		2	2		
15	A1170184	WEATHER STRIP		2	2		
16	A1170181	SEAL, SPONGE		1	1		
17	A1170179	GUIDE, NET		1	1		
18	A1170180	SEAL, RADI. AIR		1	1		
19	A1170166	NET, RADIATOR		1	1		NON AIR-CON
	A1170200	NET, RADIATOR		1	1		AIR-CON
20	S345080013	NUT, FLANGE		1	1		
21	S117060823	BOLT, WING. 2-TY		1	1		

AIR CLEANER

FIG. 2-5

G. 190



AIR CLEANER

A-N41, B-N47

A-N41(Neo41), B-N47(Neo47)

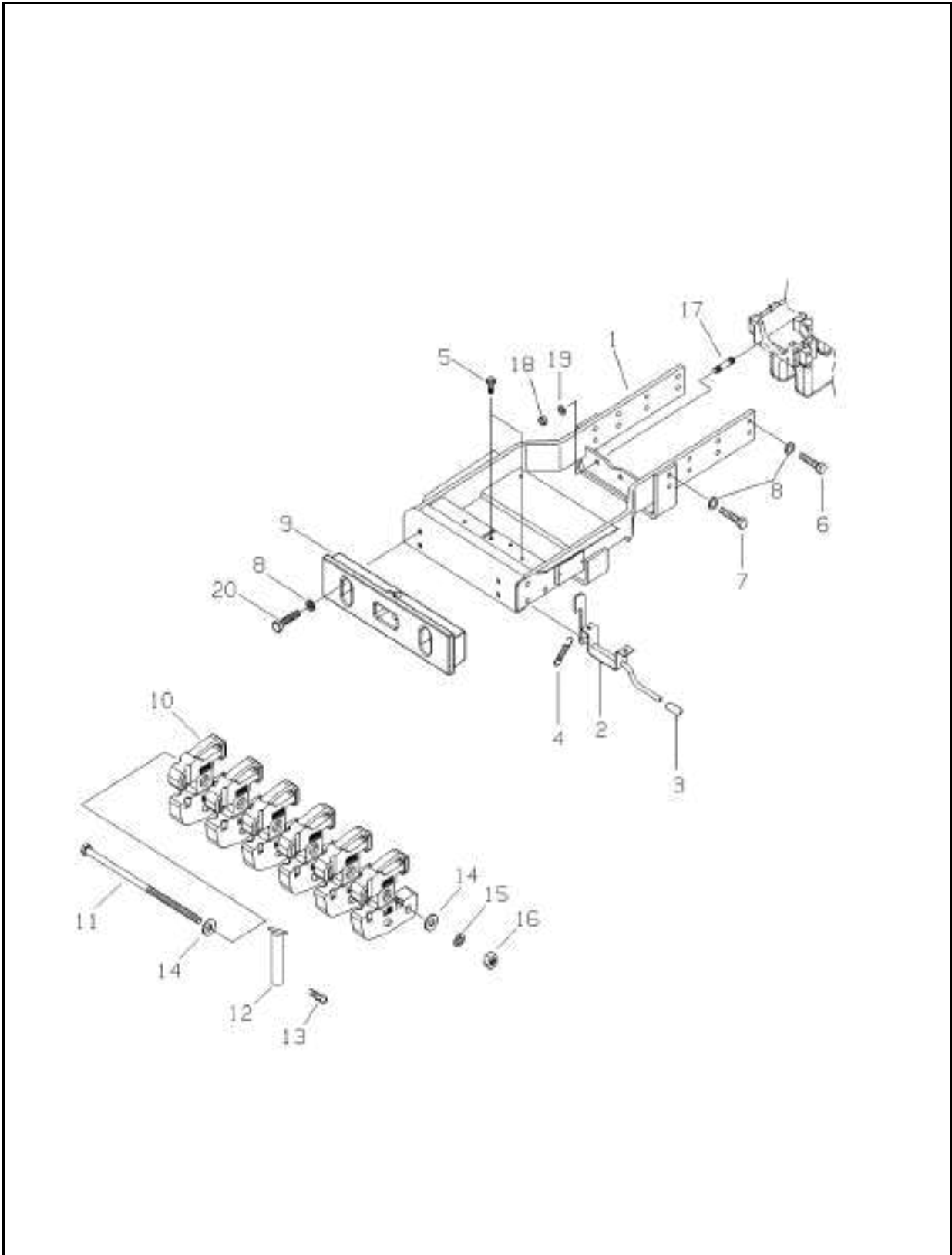
FIG. 2-5

NO.	PART NO.	PART NAME & DESCRIPTION	QTY			APP. NO	REM.
			A	B			
1-2	A1190107	AIR CLEANER ASSY	1	1			
1	A1190118	BODY ASSY	1	1			
2	A1190108	ELEMENT, PRIMARY	1	1			
3	A1190106	BAND, AIR CLEANER	1	1			
4	A1190133	SUPPORT, AIR CLEANER	1	1			
5	S155102033	BOLT, HEX. W/WASHER	2	2			
6	S155082033	BOLT, HEX. W/WASHER	4	4			
7	A1970201K	CLAMP, HOSE	1	1			
8	A1970178	HOSE A, AIR INTAKE	1	1			
9	A1970201H	CLAMP, HOSE	2	2			
10	A1190190	PIPE, AIR INTAKE	1	1			
11	A1190191	HOSE, AIR INTAKE	1	1			
12	A1970201L	CLAMP, HOSE	1	1			

ENGINE FRAME

FIG. 2-6

G. 210, 215



ENGINE FRAME

A-N41, B-N47

A-N41(Neo41), B-N47(Neo47)

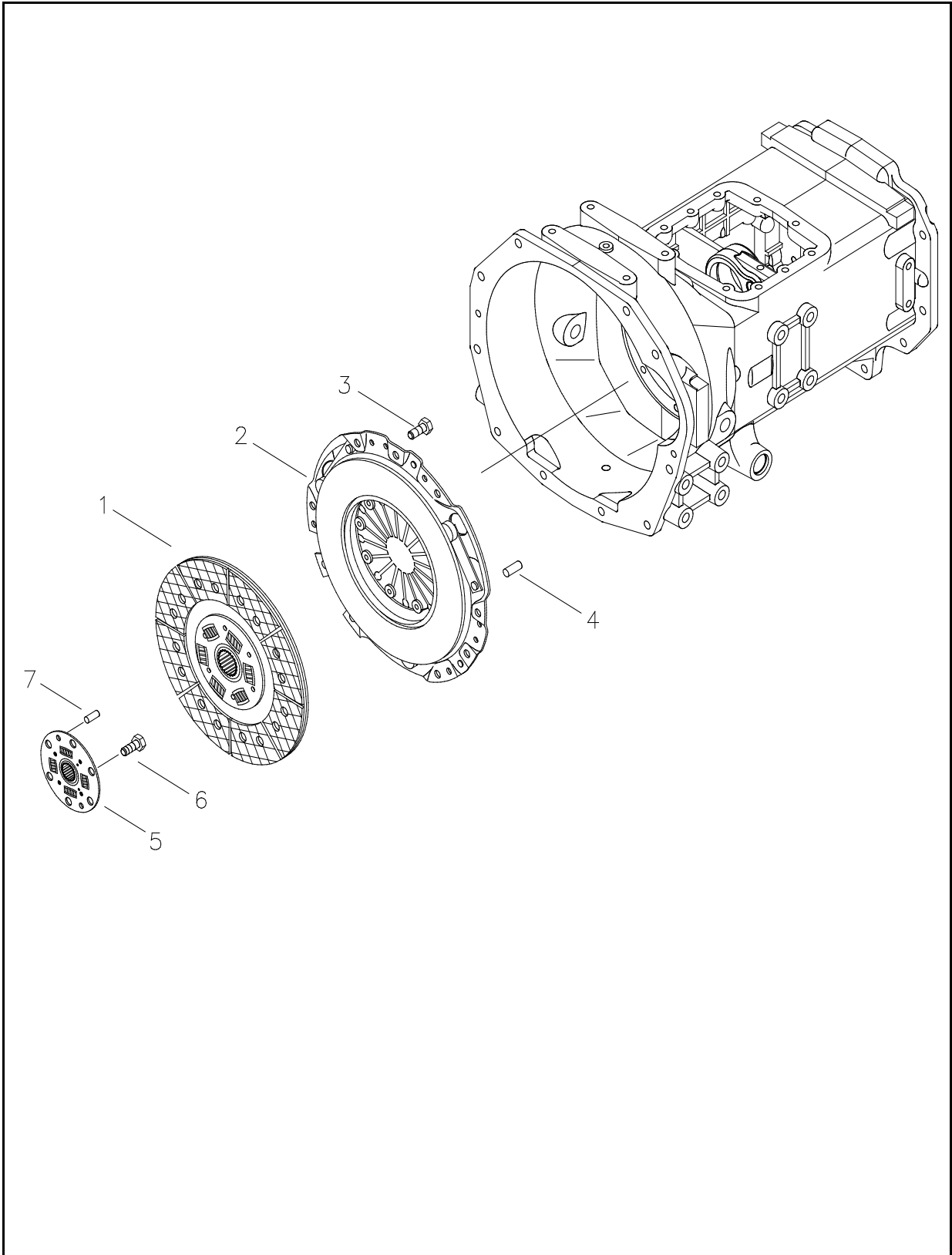
FIG. 2-6

NO.	PART NO.	PART NAME & DESCRIPTION	QTY			APP. NO	REM.
			A	B			
1-5	A1210101	GRILL HOOK & E/G FRAME ASSY	1	1			
1	A1210100	FRAME, ENGINE	1	1			
2	A1830438	HOOK ASSY	1	1			
3	A0710037	GRIP (4)	1	1			
4	A1830248	SPRING	1	1			
5	S159082033	BOLT, HEX. W/WASHER	M8X1.25X20L	2	2		
6	S101144543	BOLT, HEX.	M14X2.0X45	12	12		
7	S101145543	BOLT, HEX.	M14X2.0X55	4	4		
8	S361140013	WASHER, SPR. 1-TY.		20	20		
9	A1215026	BUMPER		1	1		
10	A1215030	WEIGHT, FRONT	20Kg/개	6	6		
11	A1215007	BOLT, HEX.	M16X1.5X360L	1	1		
12	A1215031	PIN, FRONT HOOK		1	1		
13	A1970350	PIN, SNAP		1	1		
14	3A0010847	WASHER, STOP	Φ24.5X3.5	2	2		
15	S361160013	WASHER, SPR. 1-TY.		1	1		
16	S314160013	NUT, HEX	M16X1.5	1	1		
17	S137123023	BOLT, STUD	M12X1.75	2	2		
18	S301120043	NUT, HEX	M12X1.75	2	2		
19	S361120013	WASHER, SPR. 1-TY.		2	2		
20	S103146043	BOLT, HEX.	M14X1.5X60	4	4		

CLUTCH

FIG. 3-1

G. 250



CLUTCH

A-N41, B-N47

A-N41(Neo41), B-N47(Neo47)

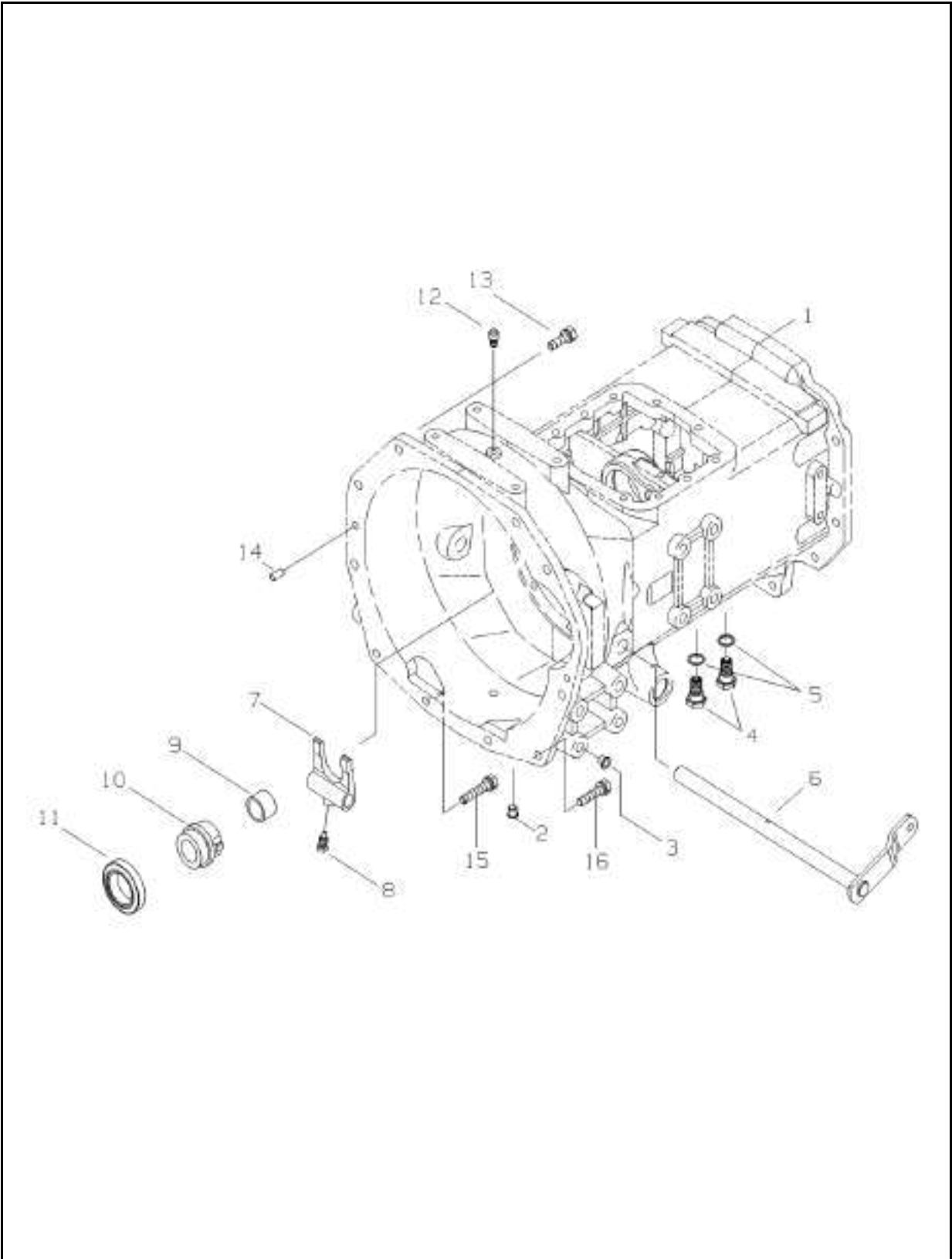
FIG. 3-1

NO.	PART NO.	PART NAME & DESCRIPTION	QTY		APP. NO	REM.
			A	B		
1-2	A1250066	CLUTCH ASSY, SET	1	1		
1	A1250067	CLUTCH DISK ASSY	1	1		
2	A1250051	CLUTCH COVER ASSY	1	1		
3	S153082533	BOLT, HEX. W/WASHER				
		M8x1.25x25L	12	12		
4	S421061210	PIN, PAR. A-TY.(m6)				
		D6x12L	2	2		
5	A1250126	DAMPER ASSY, PTO	1	1		
6	S153082033	BOLT, HEX. W/WASHER				
			6	6		
7	S423102010	PIN, PAR. A-TY.(h7)				
			2	2		

CLUTCH HOUSING

FIG. 3-2

G. 250



CLUTCH HOUSING

A-N41, B-N47

A-N41(Neo41), B-N47(Neo47)

FIG. 3-2

NO.	PART NO.	PART NAME & DESCRIPTION	QTY			APP. NO	REM.
			A	B			
1	A1250127	HOUSING, CLUTCH	1	1			
2	3A1250009	PLUG	1	1			
3	3A1970068	PLUG	8	8			
4	3A1250013	PLUG, MAGNET	2	2			280GRP
5	A10263360	SEAL	2	2			280GRP
6	A1260076	SHAFT, CLUTCH LEVER	1	1			
7	A1250073	LEVER, CLUTCH SHIFT	1	1			
8	A1250047	BOLT, LOCKING	1	1			
9-10	A1250095	HUB ASSY, RELEASE BEARING	1	1			
9	A1970236	BUSHING	1	1			
10	A1250071	HUB, RELEASE BEARING	1	1			
11	A1250056	BEARING, RELEASE	1	1			
12	A1250049	PLUG, AIR VENT	1	1			
13	S153124533	BOLT, HEX. W/WASHER	7	7			
14	S423102010	PIN, PAR. A-TY.(h7)	2	2			
15	S153127033	BOLT, HEX. W/WASHER	2	2			
16	S153125533	BOLT, HEX. W/WASHER	1	1			

CLUTCH PEDAL

FIG. 3-3A

G. 260

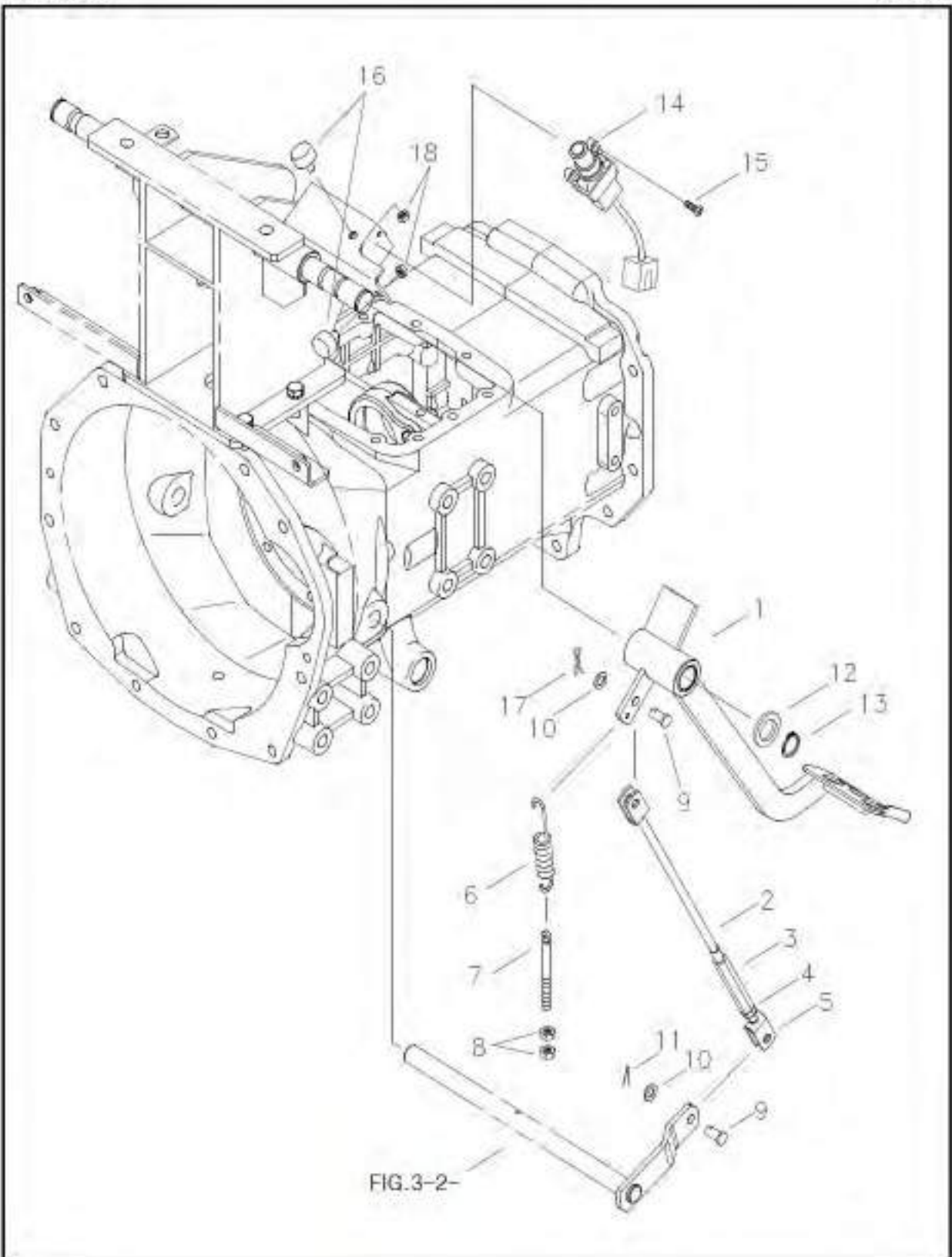


FIG.3-2-

CLUTCH PEDAL

A-N41, B-N47

A-N41(Neo41), B-N47(Neo47)

FIG. 3-3A

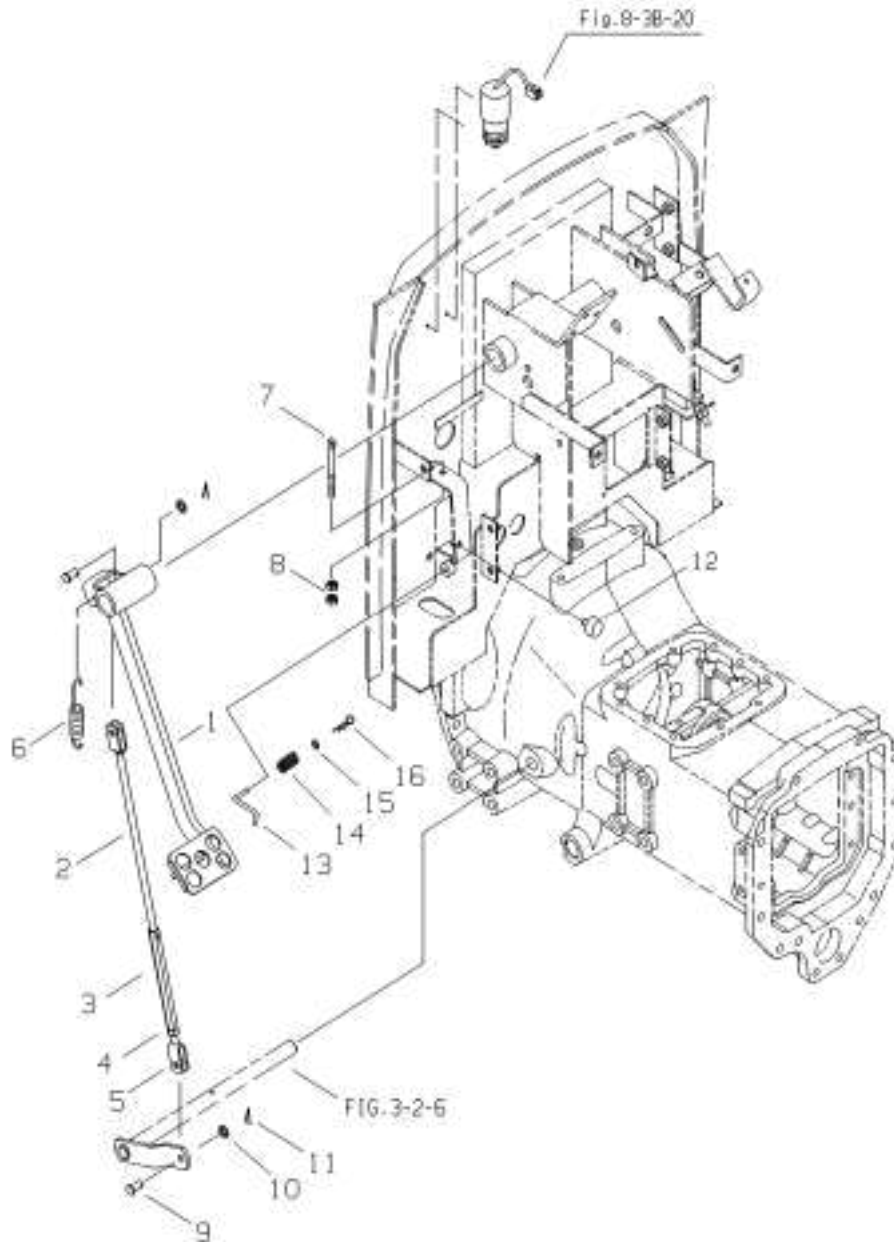
(F)

NO.	PART NO.	PART NAME & DESCRIPTION		QTY		APP. NO	REM.
				A	B		
1	A1260075	PEDAL, CLUTCH	D2.6	1	1		
2-5	A1260074	CLUTCH ROD ASSY		1	1		
2	A1260077	END, CLUTCH ROD		1	1		
3	A1260078	ADJUSTER, CONTROL		1	1		
4	S314100013	NUT, HEX	M10x1.25(♀)	1	1		
5	A1260069	LINK(A)		1	1		
6	A1670255	SPRING	φ2.3	1	1		
7	A1260073	BOLT, ADJUSTER	M8x1.25	1	1		
8	S313080013	NUT, HEX. 1-TY.	M8x1.25	2	2		
9	S427102013	PIN, HEAD B-TY.	D10x20L	2	2		
10	S364100013	WASHER, PLN. S-RD	D18xd10.5x2t	2	2		
11	S441252013	PIN, SPLIT		1	1		
12	S364240013	WASHER, PLN. F-RD	D44xd25x4t	1	1		
13	S810025001	RING, SNAP		1	1		
14	A1750209	SWITCH, CLUTCH		1	1		
15	S227402511	SCREW, W/SP & PL. WASHER	M4x0.7x25	2	2		
16	A3260012	STOPPER, RUBBER		2	2		
17	S443100013	PIN, SNAP A-TY.		1	1		
18	S345080013	NUT, FLANGE B-TY		2	2		

CLUTCH PEDAL

FIG. 3-3B

G. 260



CLUTCH PEDAL

A-N41, B-N47

A-N41(Neo41), B-N47(Neo47)

FIG. 3-3B

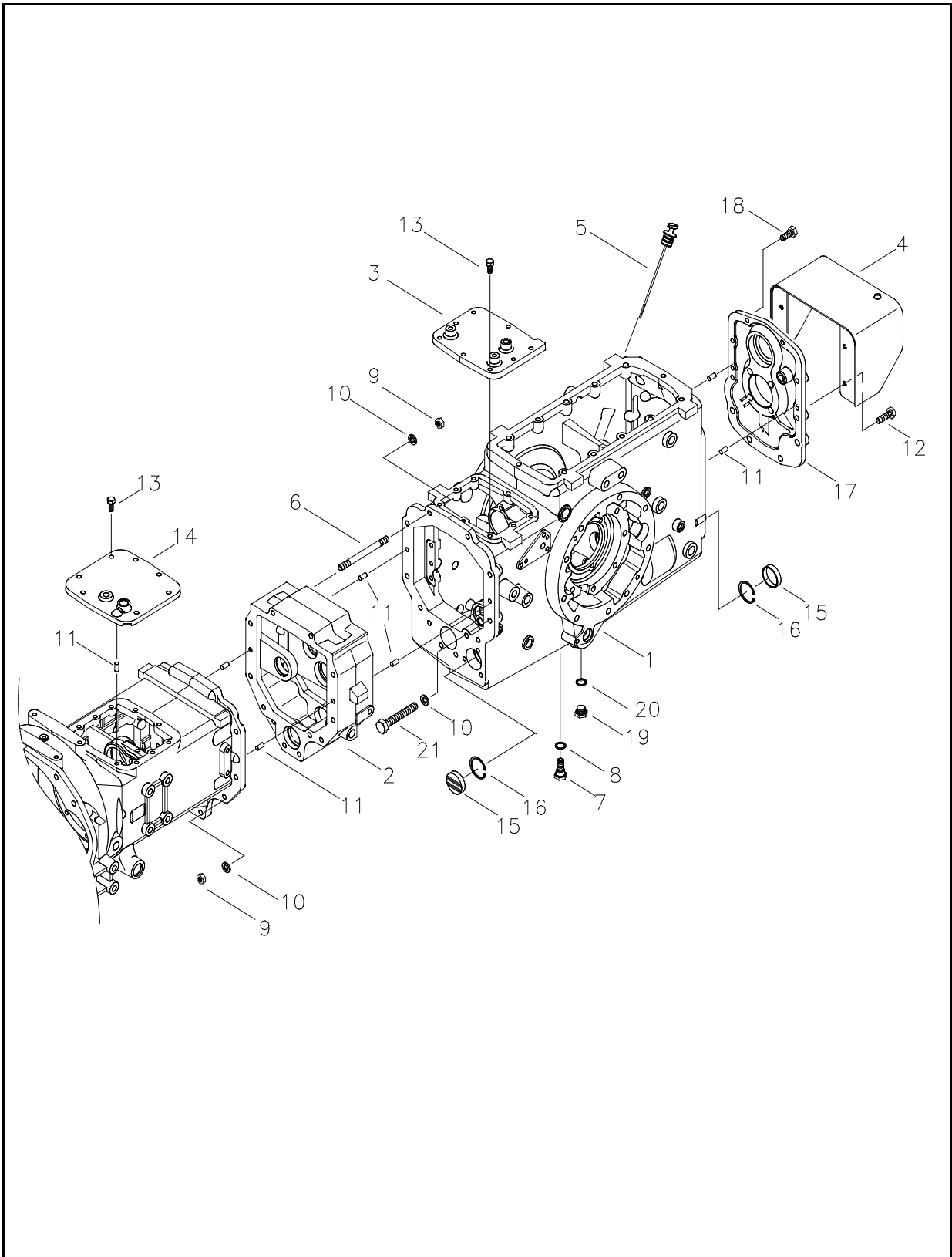
(C)

NO.	PART NO.	PART NAME & DESCRIPTION		QTY		APP. NO	REM.
				A	B		
1	A1260081	PEDAL, CLUTCH	D2.6	1	1		
2-5	A1260080	CLUTCH ROD ASSY		1	1		
2	A1260079	END, CLUTCH ROD		1	1		
3	A1260078	ADJUSTER, CONTROL		1	1		
4	S31400013	NUT, HEX	M10x1.25(♀)	1	1		
5	A1260082	LINK(A)		1	1		
6	A1670255	SPRING	φ2.3	1	1		
7	A1260073	BOLT, ADJUSTER	M8x1.25	1	1		
8	S301080043	NUT, HEX. 1-TY.	M8x1.25	2	2		
9	S427102013	PIN, HEAD B-TY.	D10x20L	2	2		
10	S364100013	WASHER, PLN. F-RD	D21xd10.5x2t	2	2		
11	S4413252013	PIN, SPLIT		1	1		
12	A3260012	STOPPER, RUBBER		1	1		
13	A1260095	ROD, CLUTCH PEDAL LOCK		1	1		
14	A1260096	SPRING, CLUTCH PEDAL LOCK		1	1		
15	S363050013	WASHER, PLN. S-RD		1	1		
16	S443050013	PIN, SNAP A-TY		1	1		

TRANSMISSION CASE(280)

FIG. 3-4

G. 280



TRANSMISSION CASE(280)

A-N41, B-N47

A-N41(Neo41), B-N47(Neo47)

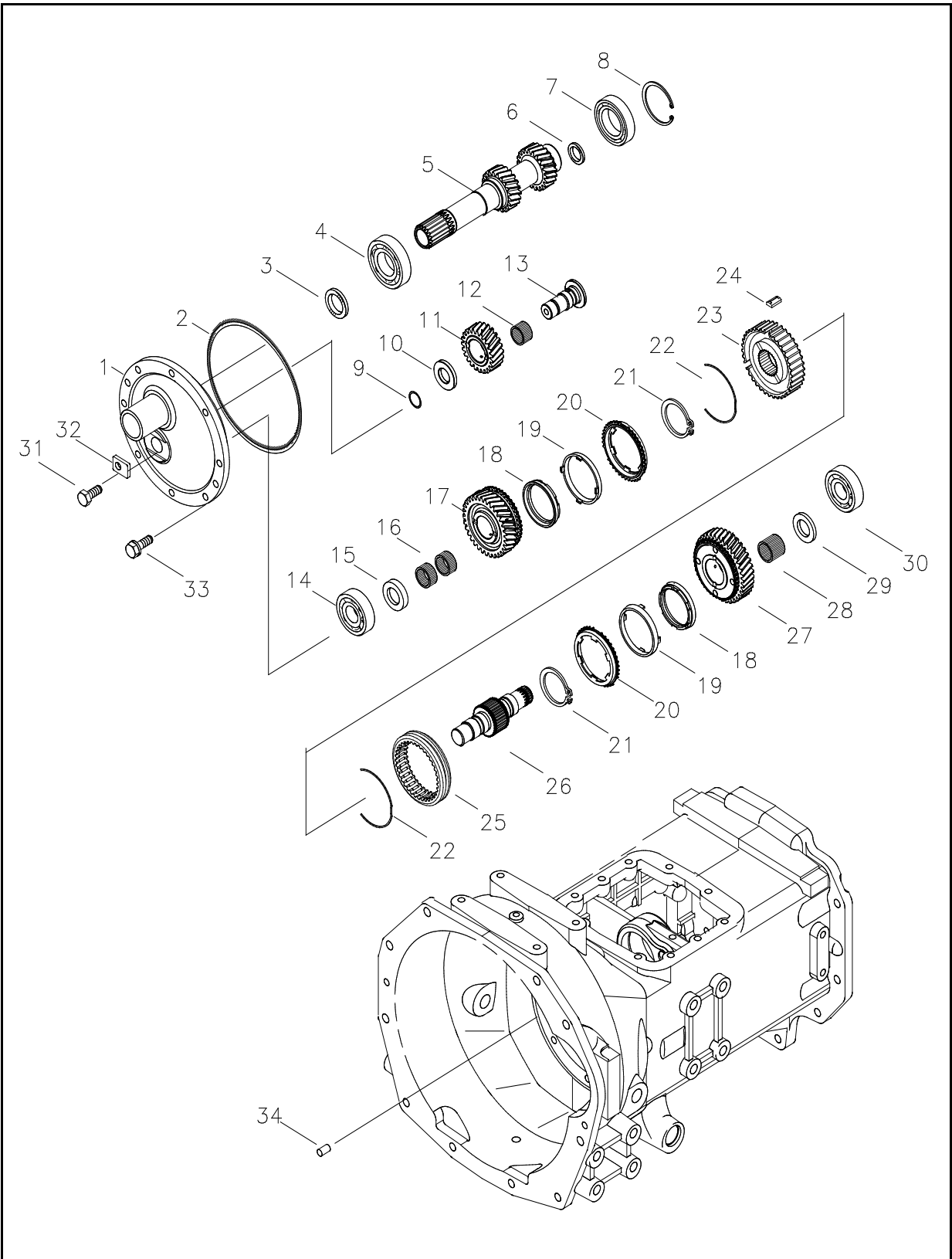
FIG. 3-4

NO.	PART NO.	PART NAME & DESCRIPTION	QTY			APP. NO	REM.
			A	B			
1	A1280221	CASE, AXLE	1	1			
2	A1280185	CASE, CENTER	1	1			
3	A1280133	COVER, AXLE CASE	1	1			
4	A1280138	PROTECTOR, PTO	1	1			
5	A1280169	GAUGE, OIL LEVEL	1	1			
6	A1280137	BOLT, STUD	M14x2.0	5	5		
7	3A1250013	PLUG, DRAIN	M20x1.5	1	1		
8	A10263360	SEAL	OD26xID20x1.5t	1	1		
9	S301140043	NUT, HEX. 1-TY.	M14x2.0	5	5		
10	S361140013	WASHER, SPR. 1-TY.	D14.2	12	12		
11	S423102010	PIN, PAR. A-TY.(h7)	D10x20L	7	7		
12	S154104533	BOLT, HEX. W/WASHER	M10x1.25	4	4		
13	S154103033	BOLT, HEX. W/WASHER	M10x1.25	15	15		
14	A1250116	COVER, CLUTCH HOUSING		1	1		
15	A1285170	CAP, RUBBER		2	2		
16	S811052001	RING, SNAP	D52x2t	2	2		
17	A1280134	COVER, PTO		1	1		
18	S154103533	BOLT, HEX. W/WASHER	M10x1.25	2	2		
19	A1280116	PLUG, DRAIN	M18x1.5	2	2		
20	Q0650006	GASKET	D26xd18x1.0t	2	2		
21	S102141643	BOLT, HEX.	M14x2.0	7	7		

MAIN SHAFT

FIG. 3-5

G. 281



MAIN SHAFT

A-N41, B-N47

A-N41(Neo41), B-N47(Neo47)

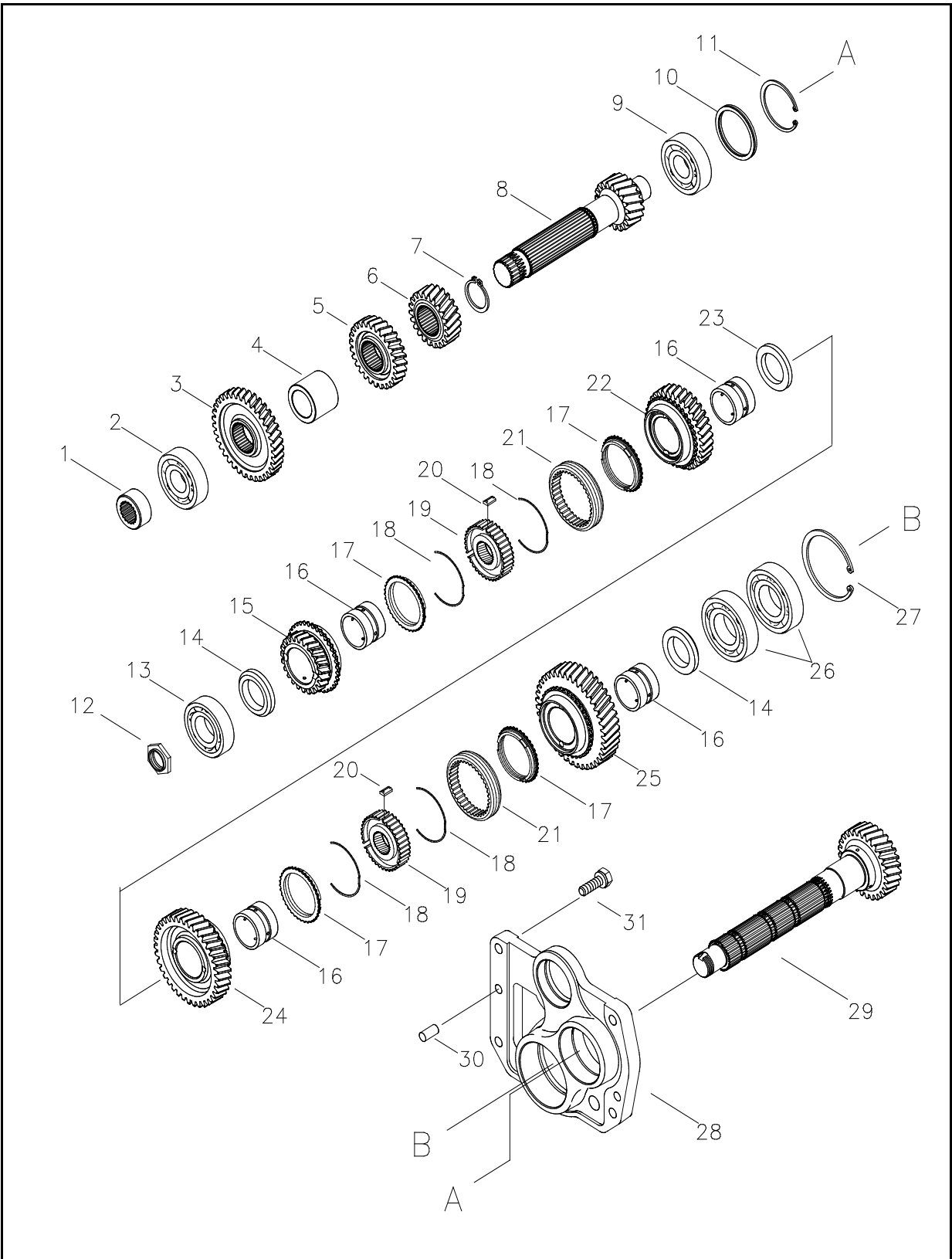
FIG. 3-5

NO.	PART NO.	PART NAME & DESCRIPTION	QTY			APP. NO	REM.
			A	B			
1	A1250117	COVER, CLUTCH HSG. FRONT	1	1			
2	S802165010	O-RING(G)	G165	1	1		
3	A0653002	SEAL, OIL	TC35488(ID35xOD48x8)	1	1		
4	A0862070	BEARING, BALL	#6207(OD72xID35x17)	1	1		
5	A1281554	SHAFT, MAIN	21T,R, 22T,R	1	1		
6	A1280051	SEAL, OIL	TB23316(ID23xOD31x6)	1	1		
7	A0862080	BEARING, BALL	#6208	1	1		
8	S811080001	RING, SNAP (C) H.	D80x2.5t	1	1		
9	S801018010	O-RING(P)	P18	1	1		
10	A1281524	SPACER, R/IDLE	OD42xID22x5.5	1	1		
11	A1281559	GEAR, R/IDLE	23T,L	1	1		
12	A1281542	BEARING, NEEDLE	25x33x24	1	1		
13	A1281522	SHAFT, R/IDLE		1	1		
14	A0863050	BEARING, BALL	#6305	1	1		
15	A1281528	SPACER	D42xd25x9	1	1		
16	A1281186	BEARING, NEEDLE	28x33x17	2	2		
17	A1281558	GEAR, R/DRVN	33T,R	1	1		
18-20	A5002125	DOUBLE CONE SYNC. ASSY.		2	2		
18	A5002128	INNER-RING		1	1		
19	A5002127	DOUBLE-CONE		1	1		
20	A5002126	OUTER-RING		1	1		
21	S810045001	RING, SNAP		2	2		
22	A1281398	SPRING, SYNCHRONIZER		2	2		
23	A5002041	HUB, SHIFTING		1	1		
24	A1281399	STRUT, SYNCHRONIZER		3	3		
25	A1281396	SLEEVE, SHIFT		1	1		
26	A1281525	SHAFT, F-R DRVN		1	1		
27	A1281557	GEAR, F/DRVN	37T,L	1	1		
28	A1281560	BEARING, NEEDLE	K33x37x26	1	1		
29	A1281541	SPACER	D46xd30x5.5	1	1		
30	A0862060	BEARING, BALL	#6206	1	1		
31	S107102543	BOLT, HEX. SMALL	M10x1.25	1	1		
32	A1280052	STOPPER, B/IDLE SHAFT		1	1		
33	S154103033	BOLT, HEX. W/WASHER	M10x1.25	8	8		
34	S423102010	PIN, PAR. A-TY.(h7)	D10x20L	2	2		

MAIN GEAR SHAFT

FIG. 3-6

G. 281



MAIN GEAR SHAFT

A-N41, B-N47

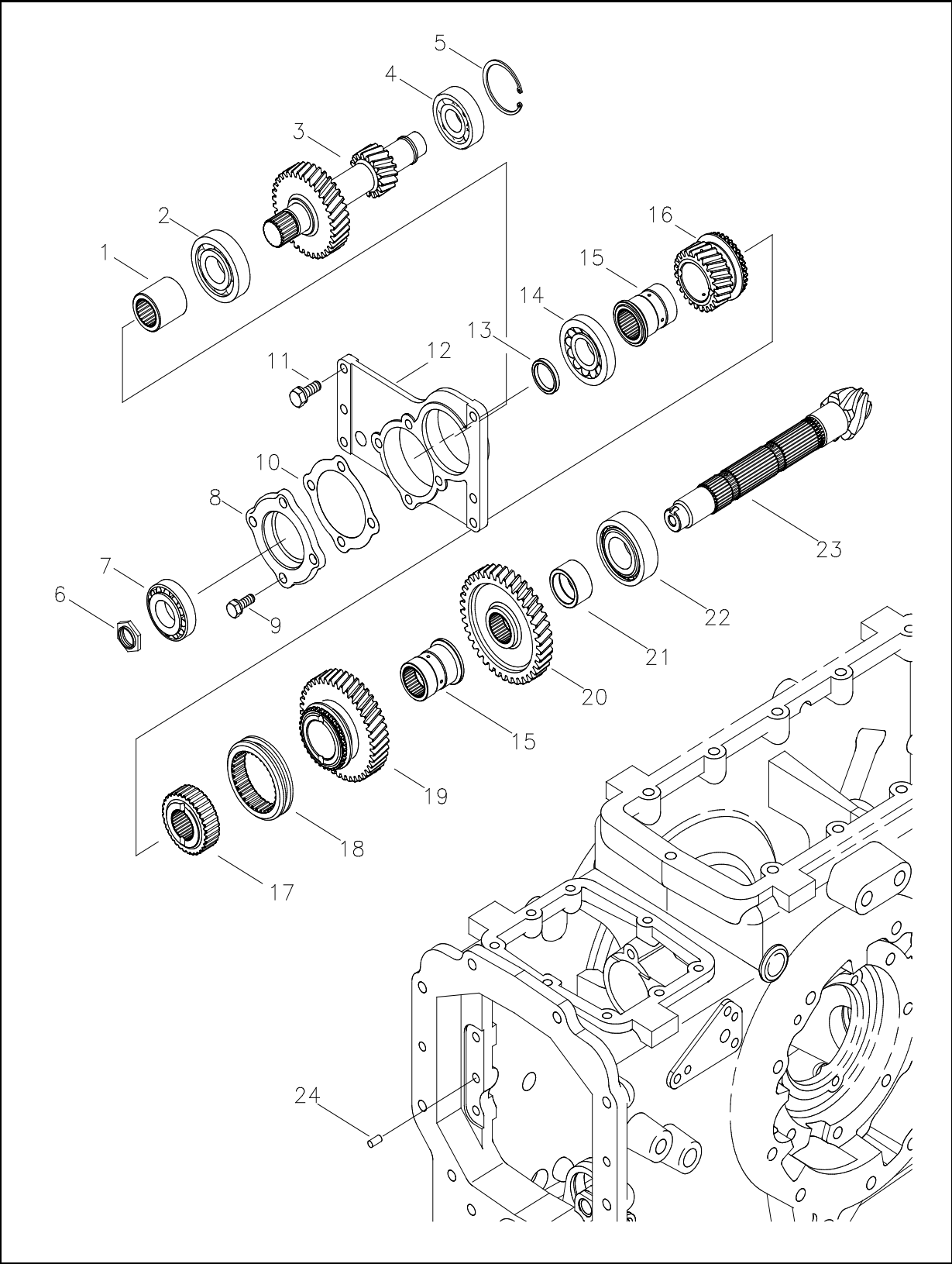
A-N41(Neo41), B-N47(Neo47)

FIG. 3-6

NO.	PART NO.	PART NAME & DESCRIPTION		QTY		APP. NO	REM.
				A	B		
1	A1281529	JOINT		1	1		
2	A0862060	BEARING, BALL	#6206	1	1		
3	A1281564	GEAR, M/DRV 4TH	36T,L	1	1		
4	A1281565	SPACER	D42.7xd33x42	1	1		
5	A1281563	GEAR, M/DRV 3RD	27T,R	1	1		
6	A1281562	GEAR, M/DRV 2ND	22T,L	1	1		
7	S810032001	RING, SNAP	D32x1.2t	1	1		
8	A1281561	SHAFT, MAIN DRV W/GEAR	19T,R	1	1		
9	A0863060H1	BEARING, BALL	#6306HL	1	1		
10	A0870481	SHIM	D50xd61x0.15t	AR	AR		
	A0870482	SHIM	D50xd61x0.2t	AR	AR		
	A0870485	SHIM	D50xd61x0.5t	AR	AR		
11	S811062001	RING, SNAP (C) H.	D62x2.0t	1	1		
12	A1281034	NUT, LOCK	M25x1.5	1	1		
13	A0863050	BEARING, BALL	#6305	1	1		
14	A1281572	SPACER	D50xd33x9	2	2		
15	A1281569	GEAR, DRVN 4TH	23T,R	1	1		
16	A1281571	SLEEVE, GEAR		4	4		
17	A1281354	RING, SYNCHRONIZER		4	4		
18	3A1281021	SPRING		4	4		
19	A1281384	HUB, SHIFT(F-R)		2	2		
20	3A1281020	PIECE		6	6		
21	A1281361	SLEEVE, SHIFT		2	2		
22	A1281568	GEAR, DRVN 3RD	32T,L	1	1		
23	A1281573	SPACER	D50xd33x6	1	1		
24	A1281567	GEAR, DRVN 2ND	37T,R	1	1		
25	A1281566	GEAR, DRVN 1ST	40T,L	1	1		
26	A0862070	BEARING, BALL	#6207	2	2		
27	S811072001	RING, SNAP (C) H.	D72x2.5t	1	1		
28	A1250118	COVER, CLUTCH HSG. REAR		1	1		
29	A1281574	SHAFT, MAIN DRVN.		1	1		
30	S423102010	PIN, PAR. A-TY.(h7)	D10x20L	2	2		
31	S154103533	BOLT, HEX. W/WASHER	M10x1.25	4	4		

RANGE GEAR SHAFT(4WD)

FIG. 3-7



RANGE GEAR SHAFT(4WD)

A-N41, B-N47

A-N41(Neo41), B-N47(Neo47)

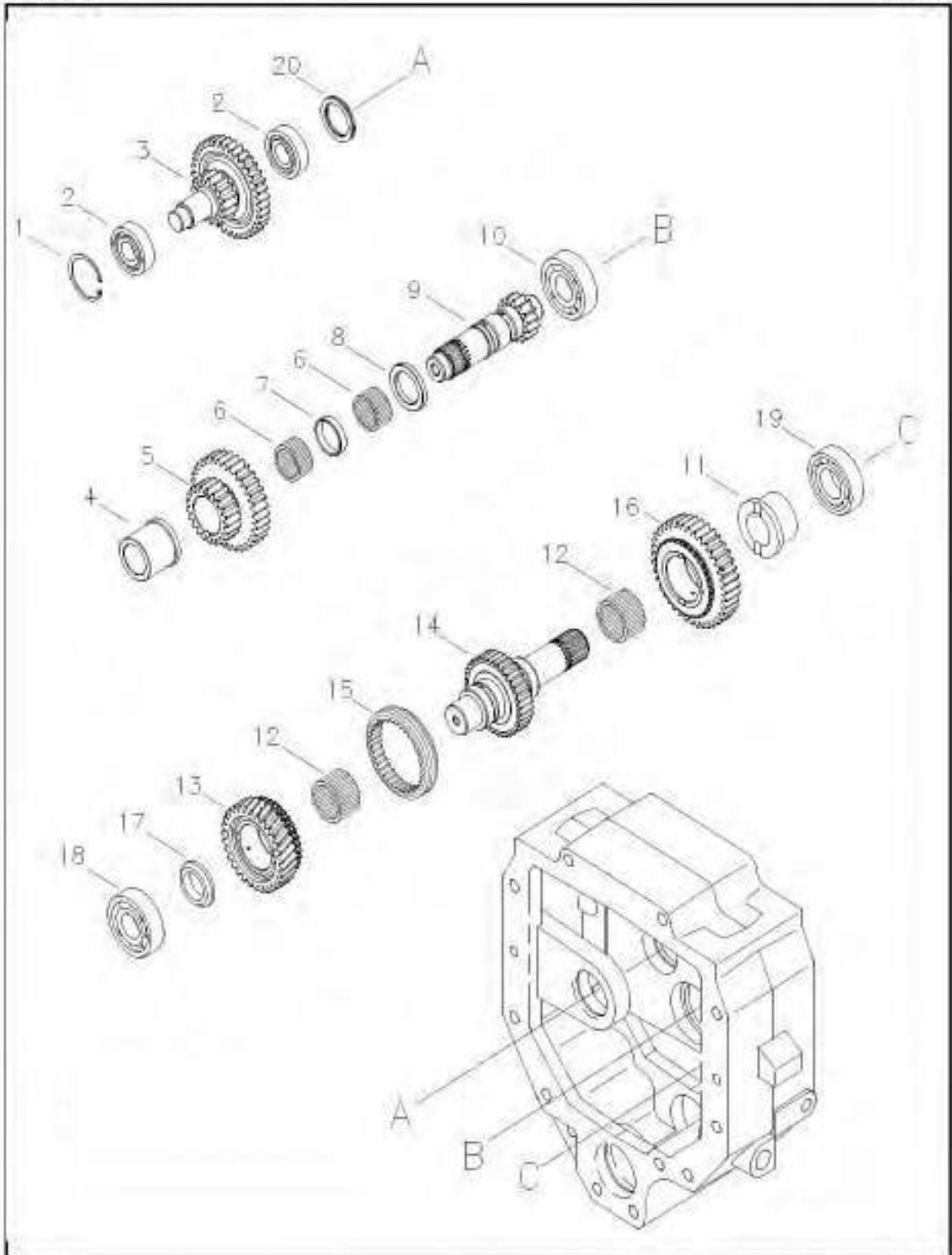
FIG. 3-7

NO.	PART NO.	PART NAME & DESCRIPTION		QTY		APP. NO	REM.
				A	B		
1	A1285185	JOINT		1	1		
2	A0863060H1	BEARING, BALL	#6306HL	1	1		
3	A1285228	SHAFT, RANGE DRV.	35T,L, 17T,R	1	1		
4	A0863050H1	BEARING, BALL	#6305HL	1	1		
5	S811062001	RING, SNAP (C) H.		1	1		
6	A1281034	NUT, LOCK	M25x1.5	1	1		
7	A1285197	BEARING, TAPER	#30206J	1	1		
8	A1280147	HOLDER, BEARING		1	1		
9	S154103533	BOLT, HEX. W/WASHER	M10x1.25x35L	4	4		
10	A1280148	LINER	0.15t	2	2		
11	S154103033	BOLT, HEX. W/WASHER	M10x1.25x30L	4	4		
12	A1280151	COVER, AXLE CASE FRONT		1	1		
13	A1285199	SPACER	OD37xID30x5.5	1	1		
14	A26800340	BEARING, TAPER ROLLER		1	1		
15	A1285190	SLEEVE, GEAR		2	2		
16	A1285226	GEAR, HIGH DRVN.	24T,R	1	1		
17	A1285220	HUB, SHIFT		1	1		
18	A1285217	SLEEVE, SHIFT		1	1		
19	A1285227	GEAR, LOW DRVN.	42T,L	1	1		
20	A1288102	GEAR, 4WD DRV.	38T,L	1	1		G288
21	A1285196	SPACER		1	1		
22	A1285198	BEARING, ROLLER	#NUP2207ET	1	1		
23	A1324119	PINION GEAR	7T,L	1	1		G324
24	S423102010	PIN, PAR. A-TY.(h7)	D10x20L	2	2		

CREEPER SHAFT

FIG. 3-8

G. 285



CREEPER SHAFT

A-N41, B-N47

A-N41(Neo41), B-N47(Neo47)

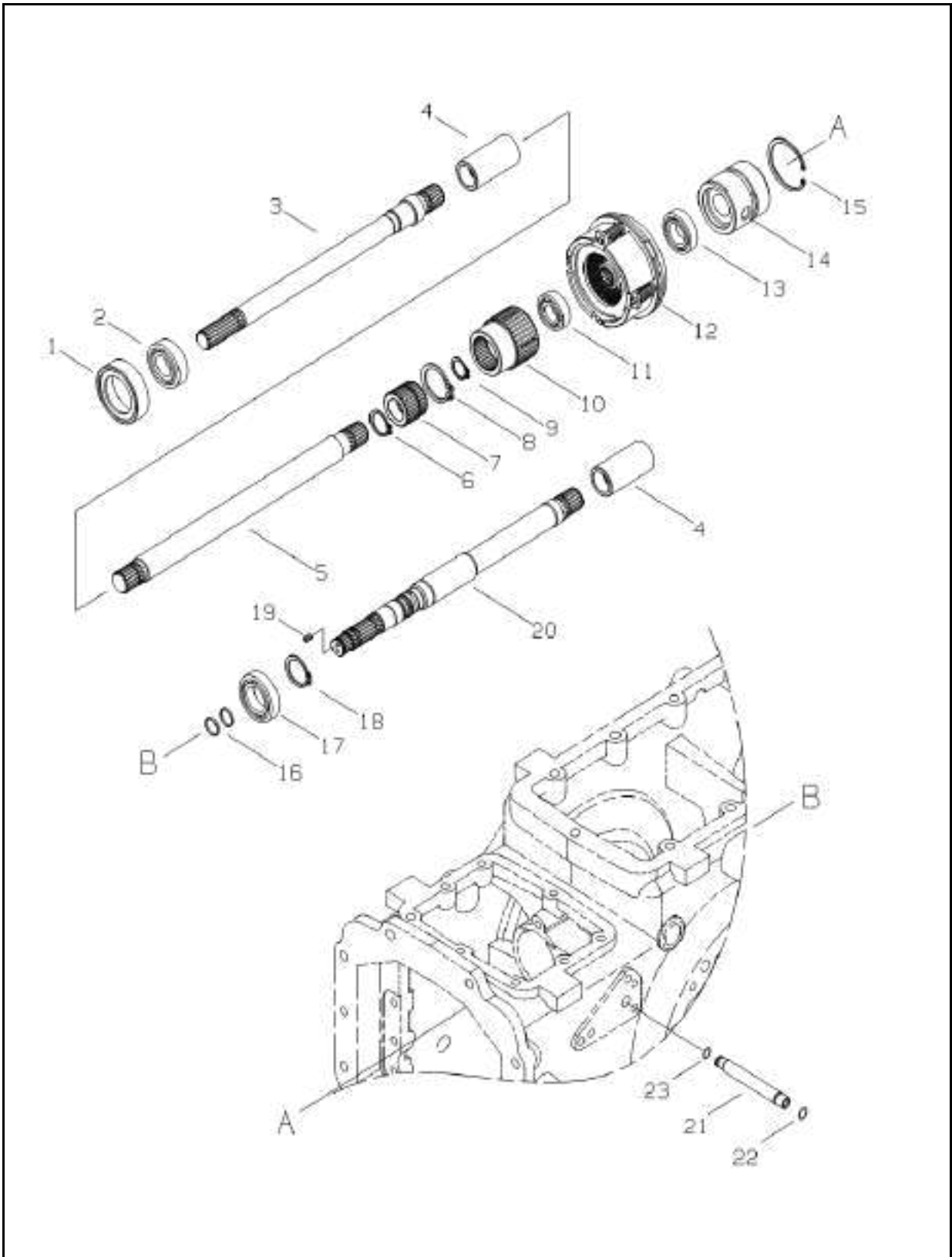
FIG. 3-8

NO.	PART NO.	PART NAME & DESCRIPTION		QTY		APP. NO	REM.
				A	B		
1	S811047001	RING, SNAP (C) H.		1	1		
2	A0862040	BEARING, BALL	#6204	2	2		
3	A1285175	GEAR, CREEPER COUNTER	17T, 37T	1	1		
4	A1285246	SPACER	D42.7xd30x37.5L	1	1		
5	A1285245	GEAR, CREEPER COUNTER	21T, 34T	1	1		
6	A1285193	BEARING, NEEDLE		2	2		
7	A1285173	SPACER	D36.5xd32x8	1	1		
8	A1285174	SPACER	D46xd32x6	1	1		
9	A1285244	SHAFT, CREEPER DRV.	15T	1	1		
10	A0863050	BEARING, BALL	#6305	1	1		
11	A1285232	SPACER		1	1		
12	3A1970157	BEARING, NEEDLE	D45xd40x27	2	2		
13	A1285224	GEAR, COUNTER DRVN.	31T,L	1	1		
14	A1285230	SHAFT, CREEPER DRVN.		1	1		
15	A1281361	SLEEVE, SHIFT		1	1		
16	A1285225	GEAR, CREEPER DRVN.	39T	1	1		
17	A1285231	SPACER		1	1		
18	A0863060H1	BEARING, BALL	#6306HL	1	1		
19	A0862060	BEARING, BALL	#6206	1	1		
20	A0870481	SHIM	D61xd50x0.15t	AR	AR		
	A0870482	SHIM	D61xd50x0.0.2t	AR	AR		

PTO SHAFT

FIG. 3-9

G. 283, 287



PTO SHAFT

A-N41, B-N47

A-N41(Neo41), B-N47(Neo47)

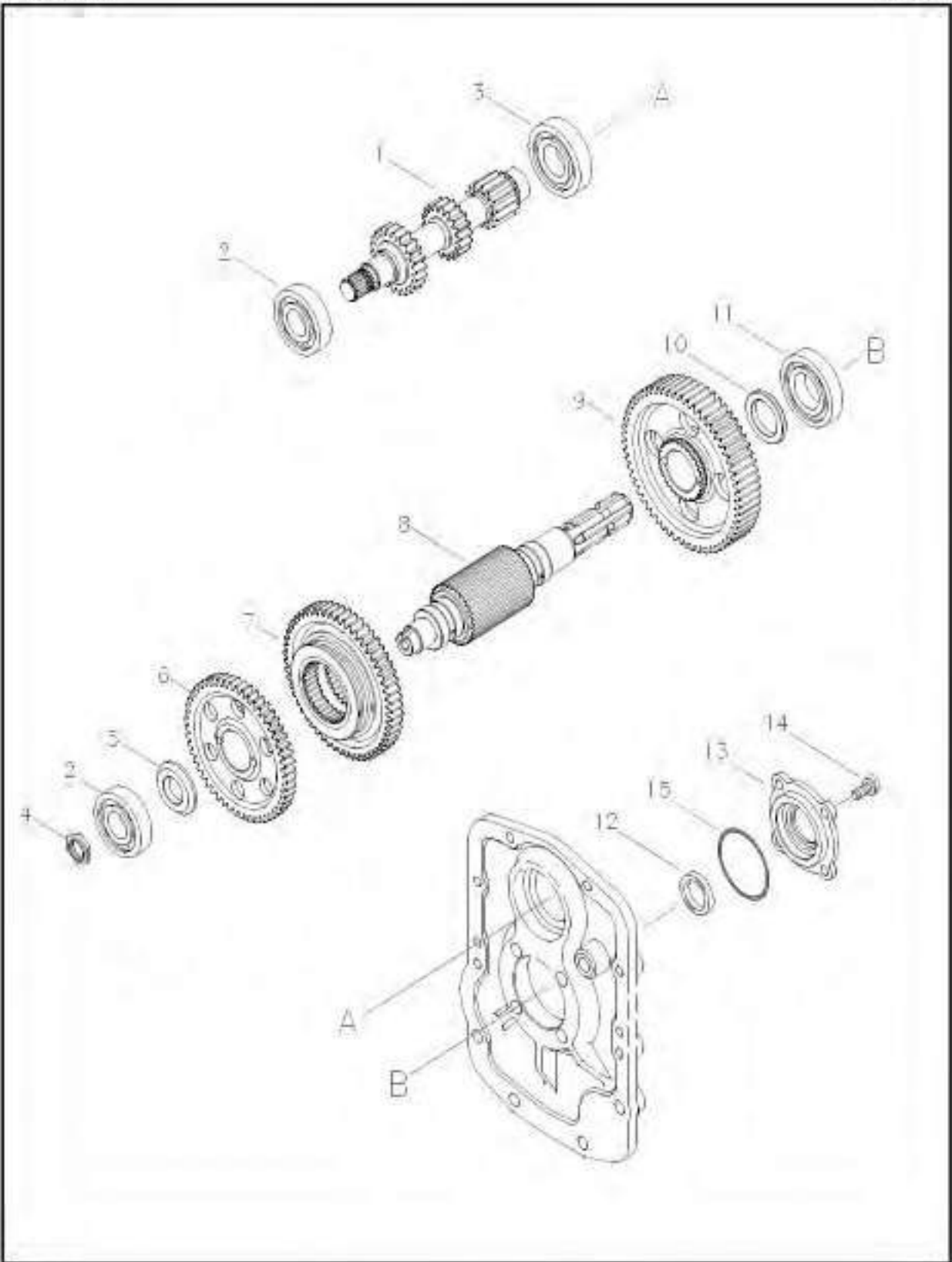
FIG. 3-9

NO.	PART NO.	PART NAME & DESCRIPTION		QTY		APP. NO	REM.
				A	B		
1	A1283212	HOLDER, BEARING		1	1		
2	A0862050	BEARING, BALL	#6205	1	1		
3	A1283219	SHAFT, MAIN DRV.		1	1		
4	A1283213	JOINT		2	2		
5	A1287282	SHAFT, PTO CONNECT		1	1		
6	S810025001	RING, SNAP	D25x1.2t	1	1		
7	A1287332	JOINT		1	1		
8	S810040001	RING, SNAP	D40x1.75t	1	1		
9	S810020001	RING, SNAP	D20x1.2t	1	1		
10	A1287241	HUB, PTO CLUTCH		1	1		
11	A0860040	BEARING, BALL	#6004	1	1		
12	A1287237	CLUTCH ASSY, PTO		1	1		
13	A0860050	BEARING, BALL	#6005	1	1		
14	A1287242	SLEEVE, HYD. CIRCUIT		1	1		
15	S811062001	RING, SNAP	D62x2t	1	1		
16	A1281229	RING, PISTON		2	2		
17	A0860060	BEARING, BALL	#6006	1	1		
18	S810030001	RING, SNAP	D30x1.5t	1	1		
19	S202051210	SCREW, SET. SOC	M5X0.8X12L	1	1		
20	A1287226	SHAFT, PTO HYD. CLUTCH		1	1		
21	A1287272	PIPE, H/CLUTCH INPUT		1	1		
22	S804012010	O-RING(S)	S12	1	1		
23	S804010010	O-RING(S)	S10	1	1		

PTO DRIVE SHAFT

FIG. 3-10

G. 287



05-09-01

00

PTO DRIVE SHAFT

A-N41, B-N47

A-N41(Neo41), B-N47(Neo47)

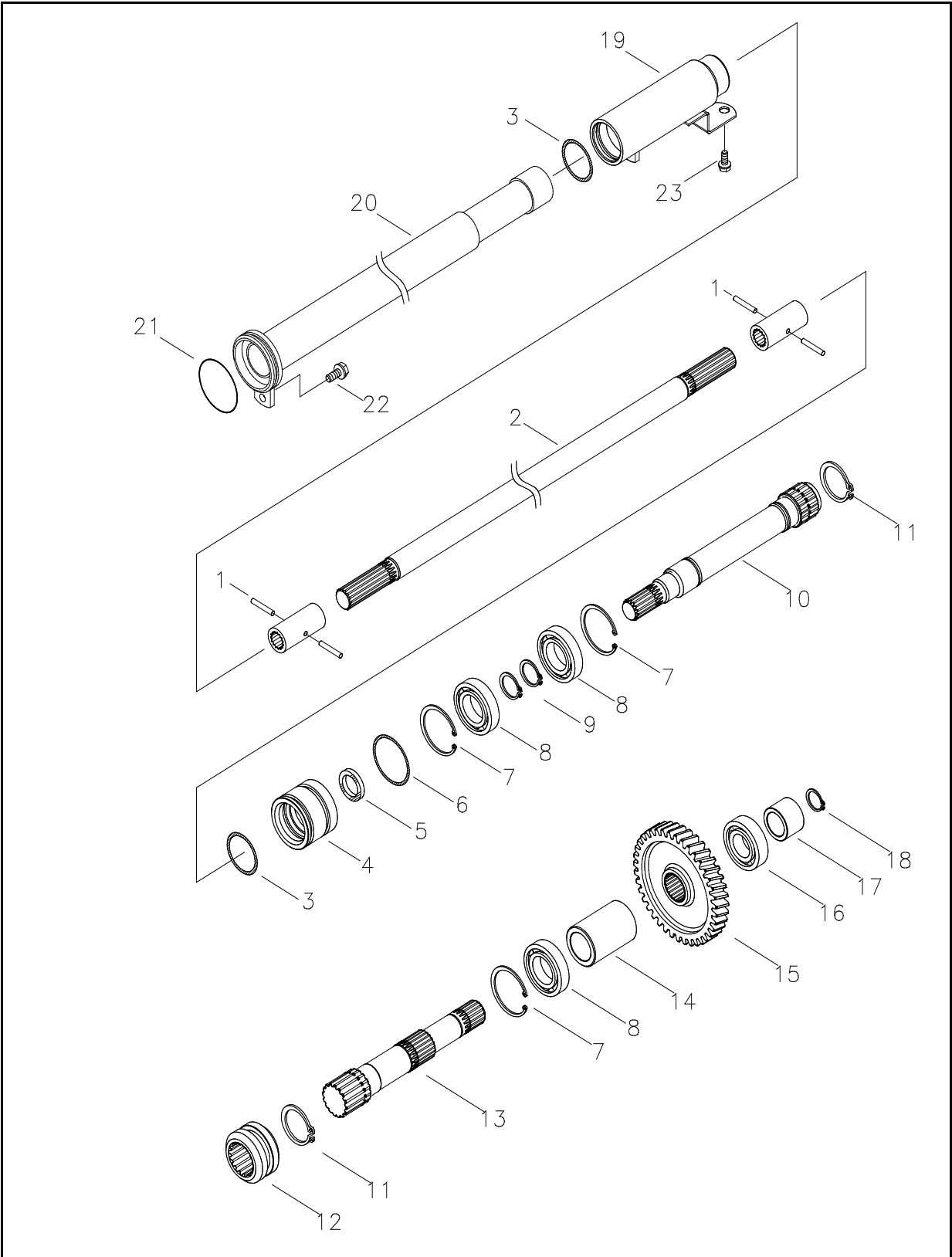
FIG. 3-10

NO.	PART NO.	PART NAME & DESCRIPTION		QTY		APP. NO	REM.
				A	B		
1	A1287276	SHAFT, PTO DRV. W/GEAR	21T, 15T, 13T	1	1		
2	A0863060	BEARING, BALL	#6306	2	2		
3	A0863070	BEARING, BALL	#6307	1	1		
4	A1281034	NUT, LOCK	M25x1.5	1	1		
5	A1287234	SPACER	D58xd30x9	1	1		
6	A1287279	GEAR, PTO 3RD DRVN.	52T	1	1		
7	A1287278	GEAR, PTO 2ND DRVN.	58T	1	1		
8	A1287236	SHAFT, PTO		1	1		
9	A1287277	GEAR, PTO 1ST DRVN.	60T	1	1		
10	A1287235	SPACER	D58xd40x8	1	1		
11	A0862080	BEARING, ROLLER	#6208	1	1		
12	A1287211	SEAL, OIL	TC40629(ID40xOD62x9)	1	1		
13	A1280152	COVER, PTO SHAFT		1	1		
14	S154102533	BOLT, HEX W/WASHER	M10x1.25	4	4		
15	S804080010	O-RING (S)		1	1		

FRONT WHEEL DRIVE SHAFT(4WD)

FIG. 3-12

G. 288



FRONT WHEEL DRIVE SHAFT(4WD)

A-N41, B-N47

A-N41(Neo41), B-N47(Neo47)

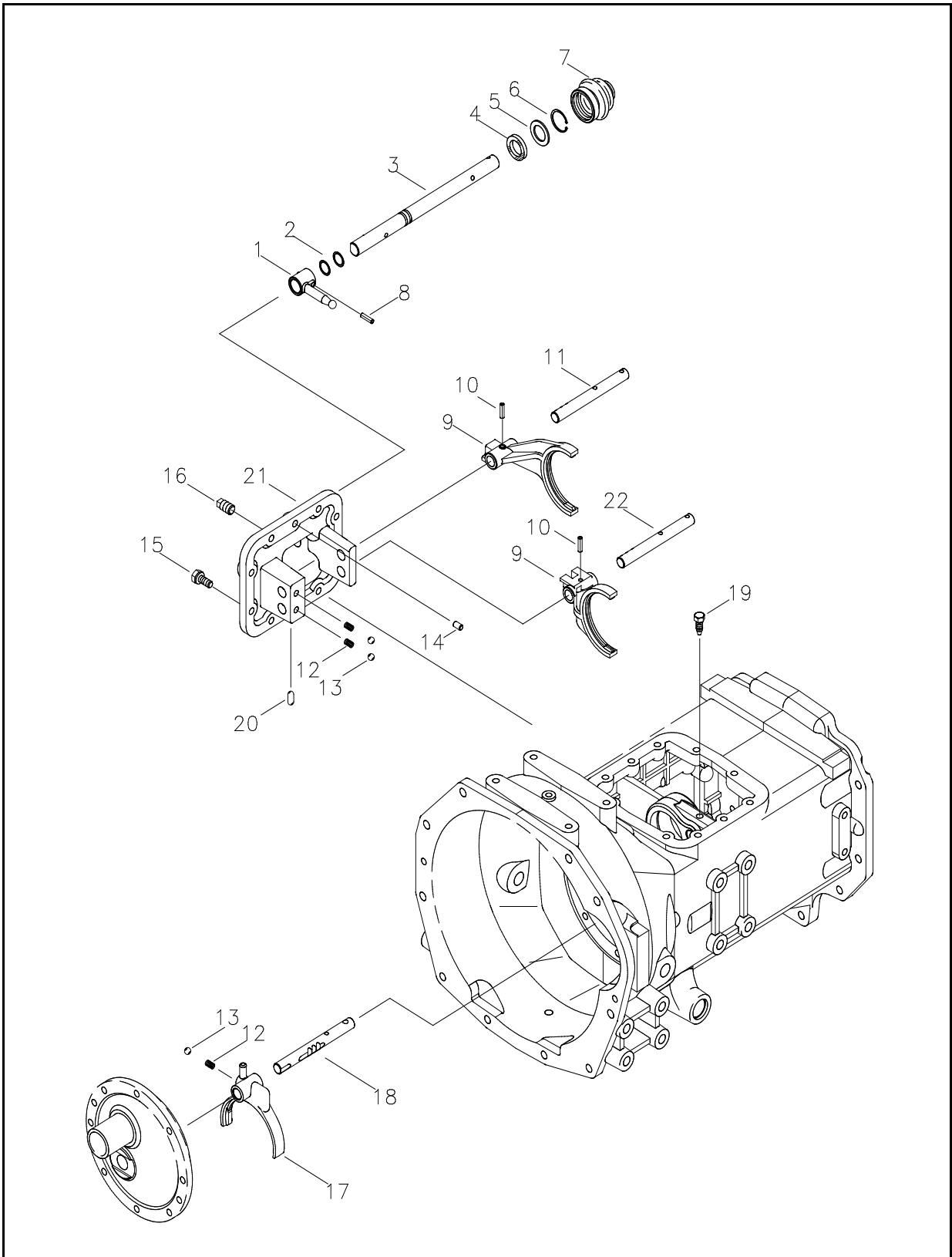
FIG. 3-12

NO.	PART NO.	PART NAME & DESCRIPTION	QTY			APP. NO	REM.
			A	B			
1	A1288044	4WD JOINT ASSY	2	2			
	A1288028	JOINT, 4WD	2	2			
	S446053210	PIN, SPRING D5x32L	2	2			
	S446033210	PIN, SPRING D3x32L	2	2			
2	A1288089	SHAFT, 4WD FRONT	1	1			
3	S802040010	O-RING G40	2	2			
4	A1288088	HOUSING, SEAL	1	1			
5	A0651253	SEAL, OIL TC25-3(OD40xID25x8)	1	1			
6	S801049010	O-RING P49	1	1			
7	S811055001	RING, SNAP (C) H. D55x2t	3	3			
8	A0860060	BEARING, BALL #6006	3	3			
9	S810030001	RING, SNAP D30x1.5t	2	2			
10	A1288081	SHAFT, 4WD CONNECT	1	1			
11	S810036001	RING, SNAP D36x1.75t	2	2			
12	A1288083	SLEEVE, 4WD SELECT	1	1			
13	A1288080	SHAFT, 4WD	1	1			
14	A1288084	SPACER D42.7xd30x57L	1	1			
15	A1288103	GEAR, 4WD DRVN. 39T,R	1	1			
16	A0862050	BEARING, BALL #6205	1	1			
17	A1288065	SPACER D35xd25x25	1	1			
18	S810025001	RING, SNAP D25X1.2t	1	1			
19	A1288090	COVER, 4WD REAR	1	1			
20	A1380018	COVER, 4WD FRONT	1	1			
21	S802060010	O-RING D45.7xW3.5	1	1			
22	S153082533	BOLT, HEX. W/WASHER M8x1.25	1	1			
23	S154101633	BOLT, HEX. W/WASHER M10x1.25x16L	1	1			

SHIFT FORK

FIG. 3-13

G. 290, 291



SHIFT FORK

A-N41, B-N47

A-N41(Neo41), B-N47(Neo47)

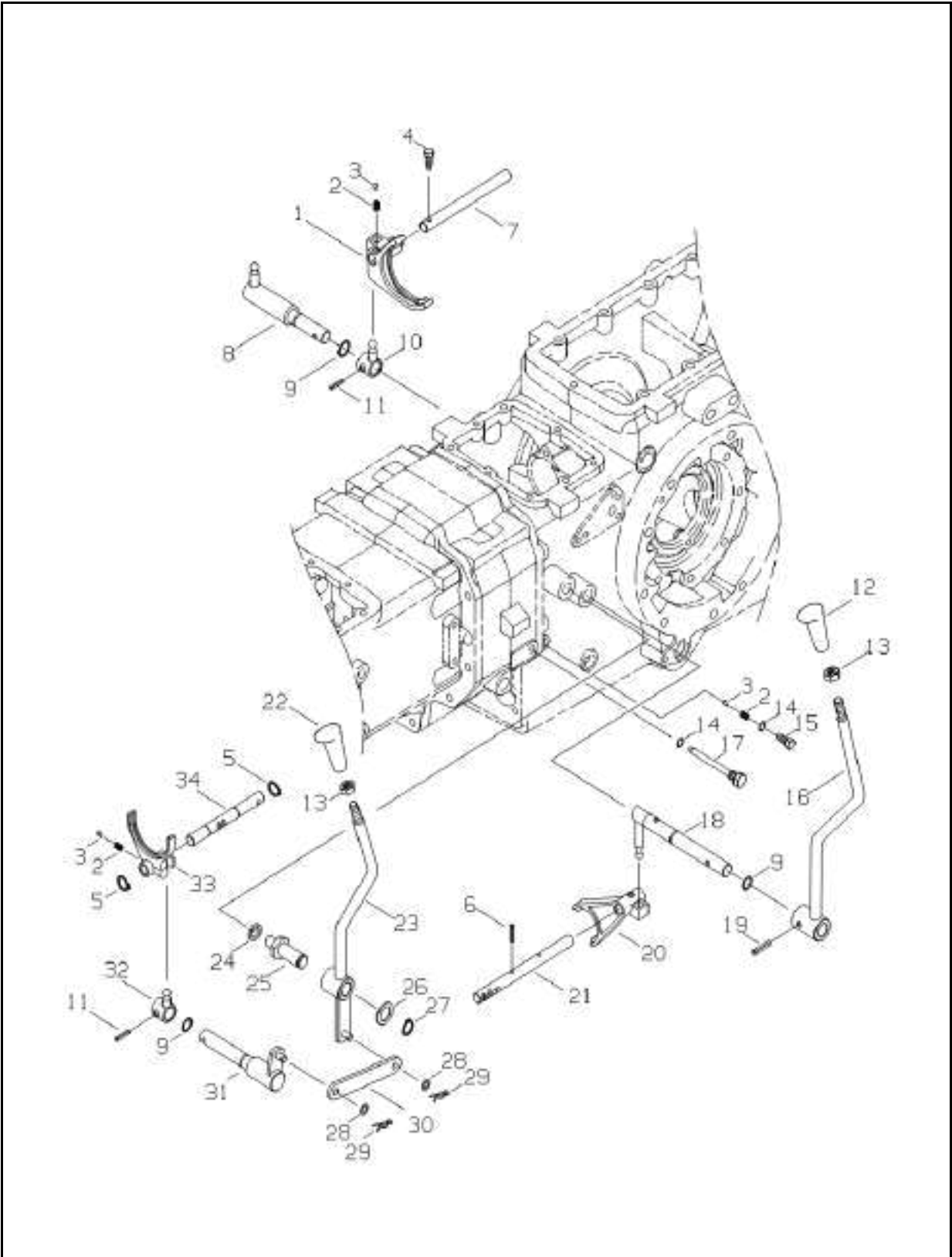
FIG. 3-13

NO.	PART NO.	PART NAME & DESCRIPTION		QTY			APP. NO	REM.	
				A	B				
1	A1290167	ARM, MAIN CHANGE		1	1				
2	S801016010	O-RING	P16	2	2				
3	A1290164	LEVER, MAIN CHANGE		1	1				
4	A0651201	SEAL, OIL	TC20307	1	1				
5	A1292148	WASHER, RAIL SHIFT		1	1				
6	S811032001	RING, SNAP	D32x1.2t	1	1		293GRP		
7	A1292154	COVER, DUST		1	1				
8	S446063210	PIN, SPR. W-TY.	D6x32	1	1				
9	A1290122	FORK, MAIN CHANGE		2	2				
10	S446062510	PIN, SRP. W-TY	D6x25	2	2				
11	A1290123	RAIL, MAIN(1,2)		1	1				
12	3A1290011	SPRING		3	3				
13	A20063390	BALL, SHIFTER FORK		3	3				
14	S423102010	PIN, PAR. A-TY.(h7)	D10x20L	2	2				
15	S154103533	BOLT, HEX. W/WASHER	M10x1.25	8	8				
16	3A1970052	PLUG, TAPER	PT 1/2	1	1				
17	A1290124	FORK, F-R		1	1				
18	A1290125	RAIL, F-R		1	1				
19	A1290127	BOLT, SELF LOCK		1	1				
20	A1290091	PIN		1	1				
21	A1290119	COVER, MAIN CHANGE		1	1				
22	A1290129	RAIL, MIAN(3,4)		1	1				

SHIFT LEVER(4WD)

FIG. 3-14

G. 290, 291



SHIFT LEVER(4WD)

A-N41, B-N47

A-N41(Neo41), B-N47(Neo47)

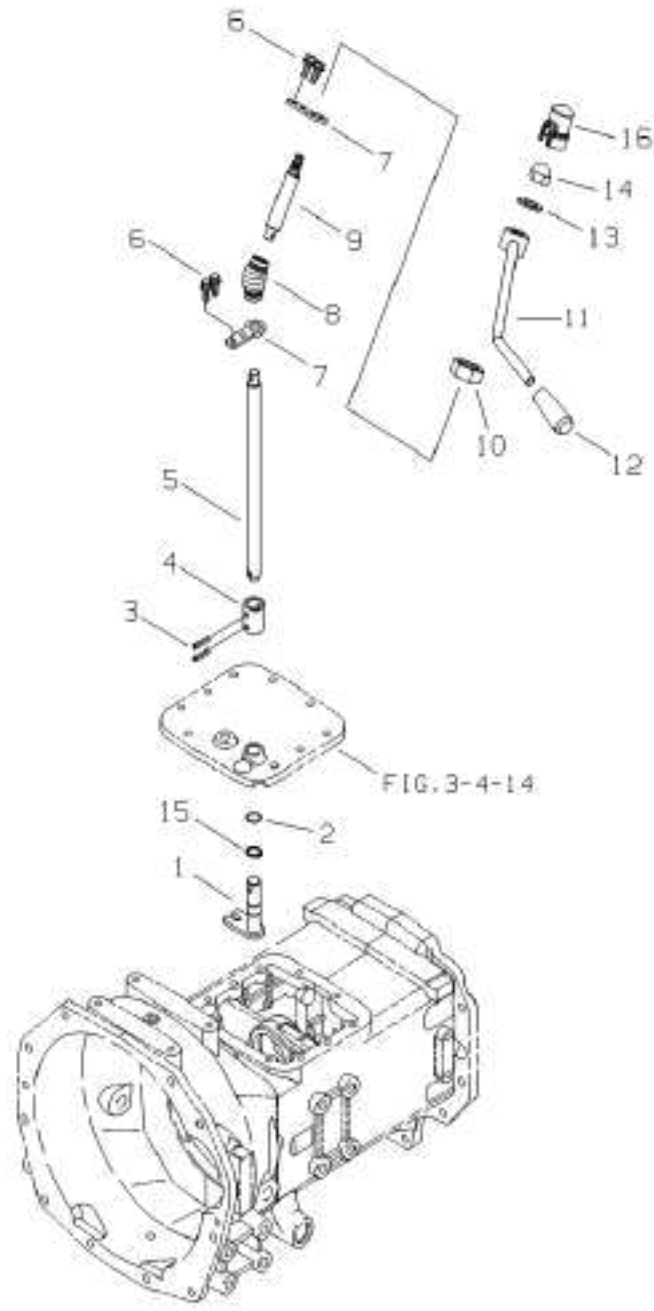
FIG. 3-14

NO.	PART NO.	PART NAME & DESCRIPTION	QTY			APP. NO	REM.
			A	B			
1	A1291228	FORK, SUB CHANGE	1	1			
2	A20063390	BALL, SHIFTER FORK	3	3			
3	3A1290011	SPRING	3	3			
4	A1290127	BOLT, SELF LOCK	1	1			
5	S810016001	RING, SNAP	2	2			
6	S446062510	PIN, SPR. W-TY.	1	1			
7	A1291184	RAIL, SUB CHANGE	1	1			
8	A1291194	LEVER, SUB CHANGE	1	1			
9	S801016010	O-RING (P)	3	3			
10	A1291193	ADAPTER#3, SHIFTING	1	1			
11	S446063210	PIN, SPR. W-TY.	2	2			
12	A1970335	GRIP, 4WD	1	1			
13	S301120043	NUT, HEX. 1-TY	2	2			
14	S801010A10	O-RING (P)	2	2			
15	A1291145	BOLT, RAIL	1	1			
16	A1293142	HAND LEVER, 4WD	1	1			
17	A1291205	BOLT, RAIL	1	1			
18	A1291290	LEVER, 4WD	1	1			
19	S446063512	PIN, SPR. W-TY.	1	1			
20	A1291191	FORK, 4WD	1	1			
21	A1291192	RAIL, 4WD	1	1			
22	A1970336	GRIP, CREEPER	1	1			
23	A1293141	HAND LEVER, CREEPER	1	1			
24	S361160013	WASHER, SPR. 1-TY	1	1			
25	A1293121	SHAFT, LEVER	1	1			
26	S363200013	WASHER, PLN. S-RD	1	1			
27	S810020001	RING, SNAP	1	1			
28	S363100013	WASHER, PLN. S-RD	2	2			
29	S443100013	PIN, SNAP A-TY.	2	2			
30	A1293140	LINK, CREEPER	1	1			
31	A1291197	LEVER, CREEPER	1	1			
32	A1292155	ADAPTER#2, SHIFTING	1	1			
33	A1291203	FORK, CREEPER	1	1			
34	A1291204	RAIL, CREEPER	1	1			

F-R SHIFT LEVER

FIG. 3-15A

G. 291



F-R SHIFT LEVER

A-N41, B-N47

A-N41(Neo41), B-N47(Neo47)

FIG. 3-15A

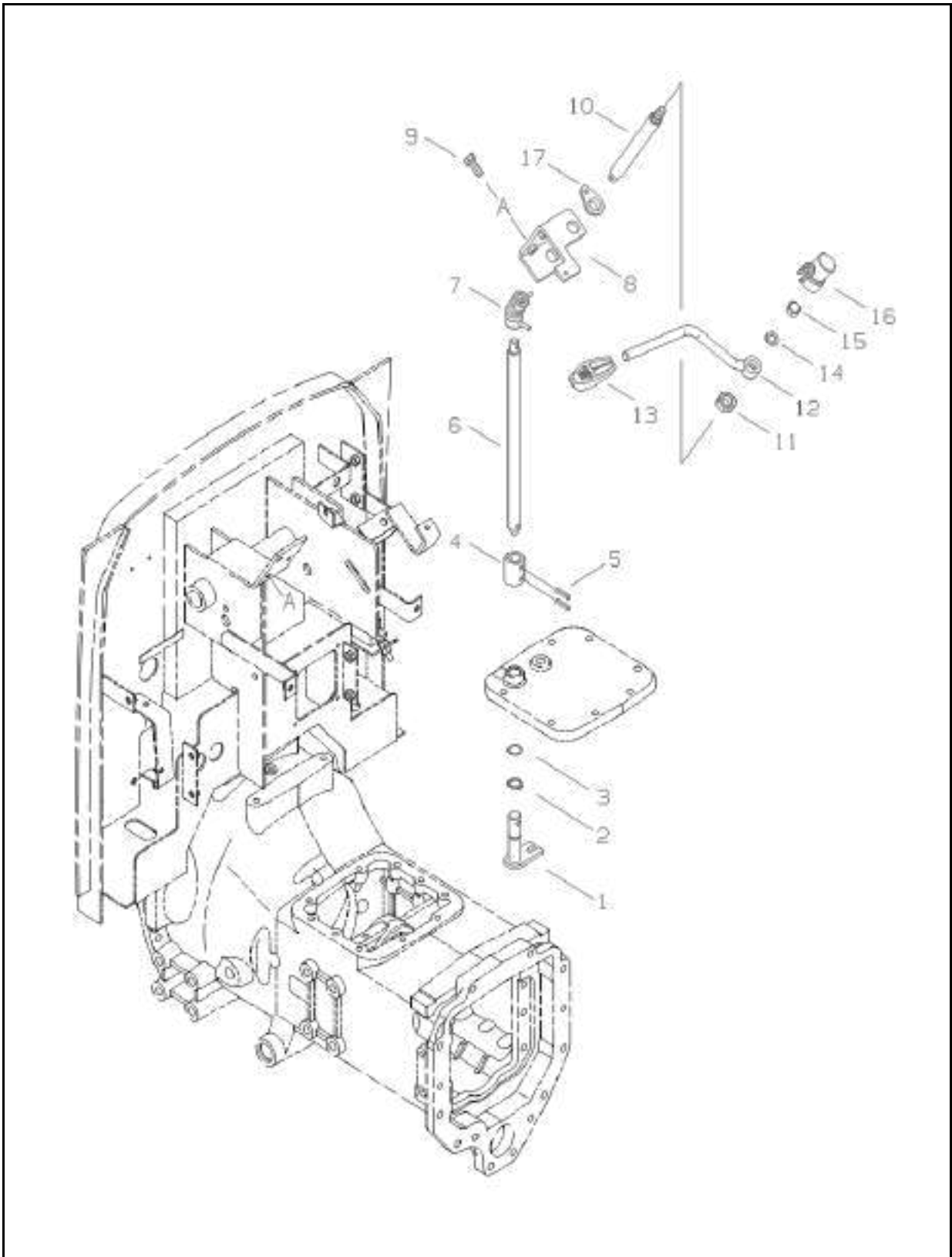
(F)

NO.	PART NO.	PART NAME & DESCRIPTION		QTY		APP. NO	REM.
				A	B		
1	A1290126	LEVER, F-R		1	1		
2	S801016010	O-RING (P)	P16	1	1		
3	S446063210	PIN, SPR. W-TY.	D6x32	2	2		
4	A1292146	JOINT		1	1		
5	A1292147	JOINT SHAFT, F-R		1	1		
6	S153082533	BOLT, HEX. W/WASHER	M8x1.25	4	4		
7	A1292168	BRACKET, F-R SHIFTING GUIDE		2	2		
8	A73B0010	JOINT, UNIVERSAL		1	1		
9	A1292160	SHAFT, SHUTTLE SHIFT		1	1		
10	S316200013	NUT, HEX. S. 3-TY.		1	1		
11	A1291100	HAND LEVER, F-R		1	1		
12	A1970354	KNOB, F-R CHANGE		1	1		
13	S363120013	WASHER, PLN. S-RD	D21xd13x2.5t	1	1		
14	S338120013	NUT, CAP. 3-TY.	M12x1.25	1	1		
15	S810020001	RING, SNAP		1	1		
16	A1970390	CAP, F-R LEVER		1	1		

F-R SHIFT LEVER

FIG. 3-15B

G. 291



F-R SHIFT LEVER

A-N41, B-N47

A-N41(Neo41), B-N47(Neo47)

FIG. 3-15B

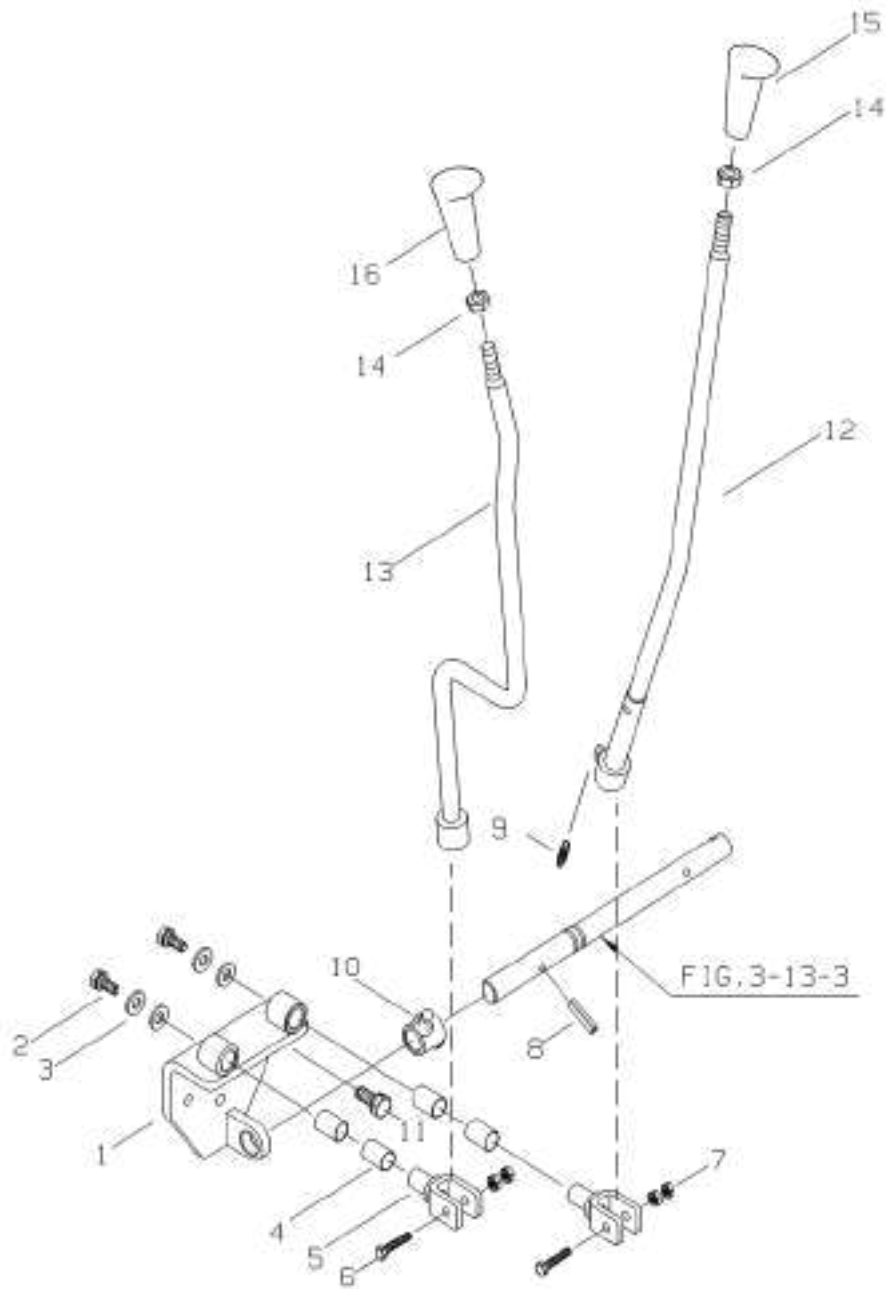
(C)

NO.	PART NO.	PART NAME & DESCRIPTION	QTY			APP. NO	REM.
			A	B			
1	A1290126	LEVER, F-R	1	1			
2	S810020001	RING, SNAP	1	1			
3	S801016010	O-RING (P)	1	1			
4	A1292146	JOINT	1	1			
5	S446063210	PIN, SPR. W-TY	2	2			
6	A1292147	JOINT SHAFT, F-R	1	1			
7	A73B0010	JOINT, UNIVERSAL	1	1			
8	A1292166	BRACKET, SHUTTLE SHIFT SHAFT	1	1			
9	S159082033	BOLT, HEX. W/WASHER	3	3			
10	A1292167	SHAFT, SHUTTLE SHIFT	1	1			
11	S316200013	NUT, HEX. S. 3-TY	1	1			
12	A1291100	HAND LEVER, F-R	1	1			
13	A1970354	KNOB. F-R CHANGE	1	1			
14	S363120013	WASHER, PLN. S-RD	1	1			
15	S338120013	NUT, CAP. 3-TY	1	1			
16	A1970390	CAP, F-R LEVER	1	1			
17	A1970370	BUSH, PLASTIC	2	2			

SHIFT LEVER

FIG. 3-16A

G. 292, 293



SHIFT LEVER

A-N41, B-N47

A-N41(Neo41), B-N47(Neo47)

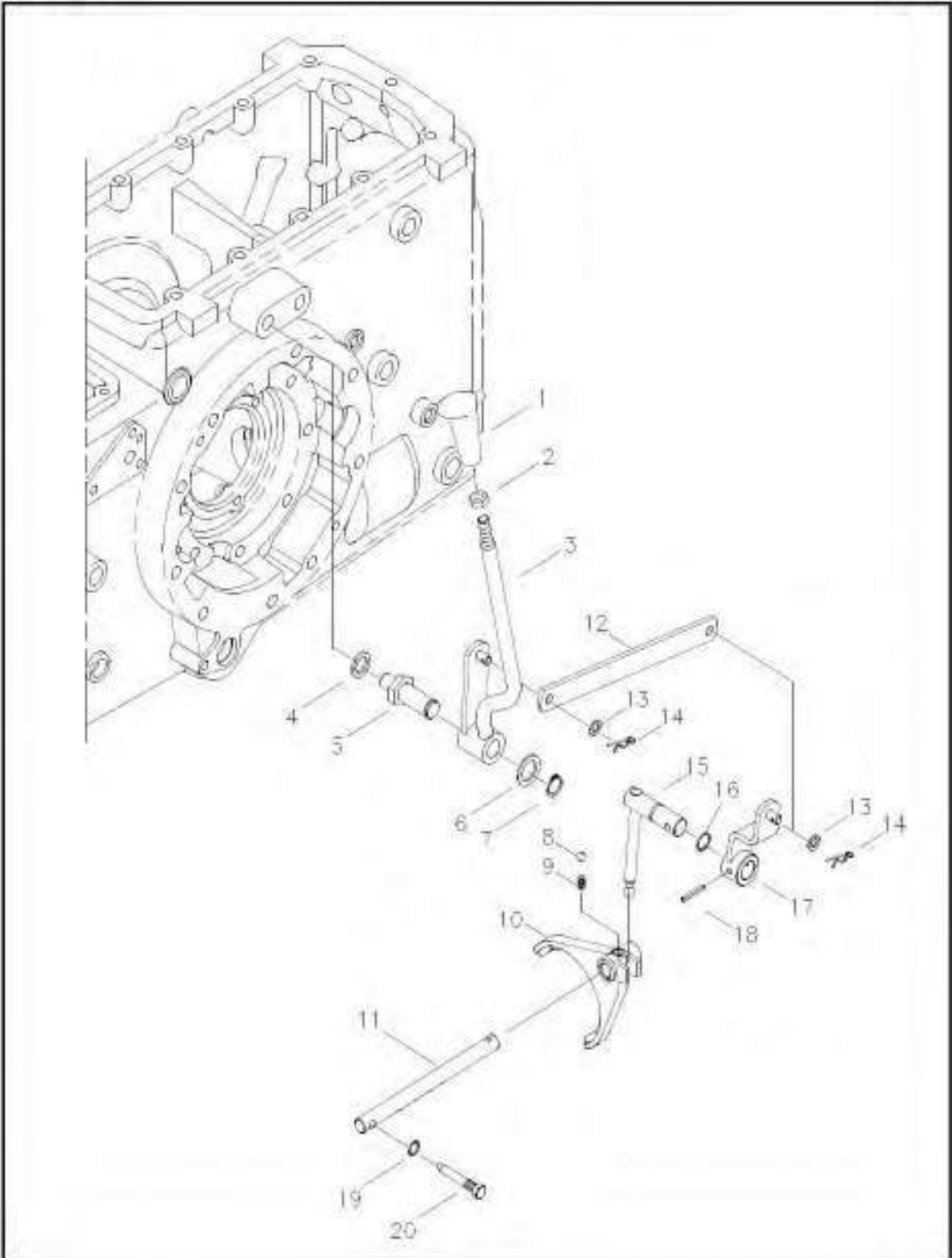
FIG. 3-16A DO, AG

NO.	PART NO.	PART NAME & DESCRIPTION	QTY			APP. NO	REM.
			A	B			
1-5	A1292156	M/CHANGE LEVER BRACKET ASSY	1	1			
1	A1292153	BRACKET M/CHANGE LEVER	1	1			
2	S153081633	BOLT, HEX. W/WASHER	2	2			
3	S365082613	WASHER, PLN. L-RD	4	4			
4	A0677315	BUSHING	4	4			
5	A1292152	LINK, MAIN CHANGE	2	2			
6	S105084543	BOLT, HEX.	2	2			
7	S301080043	NUT, HEX. 1-TY	4	4			
8	S446063210	PIN, SPR. W-TY.	1	1			
9	A1292164	SPRING	1	1			
10	A1292155	ADAPTER#2, SHIFTING	1	1			
11	S154102533	BOLT, HEX. W/WASHER	3	3			
12	A1292150	HAND LEVER, MAIN CHANGE	1	1			
13	A1292151	HAND LEVER, SUB CHANGE	1	1			
14	S301120043	NUT, HEX. 1-TY	2	2			
15	A1970334	GRIP, MAIN CHANGE	1	1			
16	A1970333	GRIP, SUB CHANGE	1	1			

PTO SHIFT LEVER

FIG. 3-17

G. 293



05-09-01

00

PTO SHIFT LEVER

A-N41, B-N47

A-N41(Neo41), B-N47(Neo47)

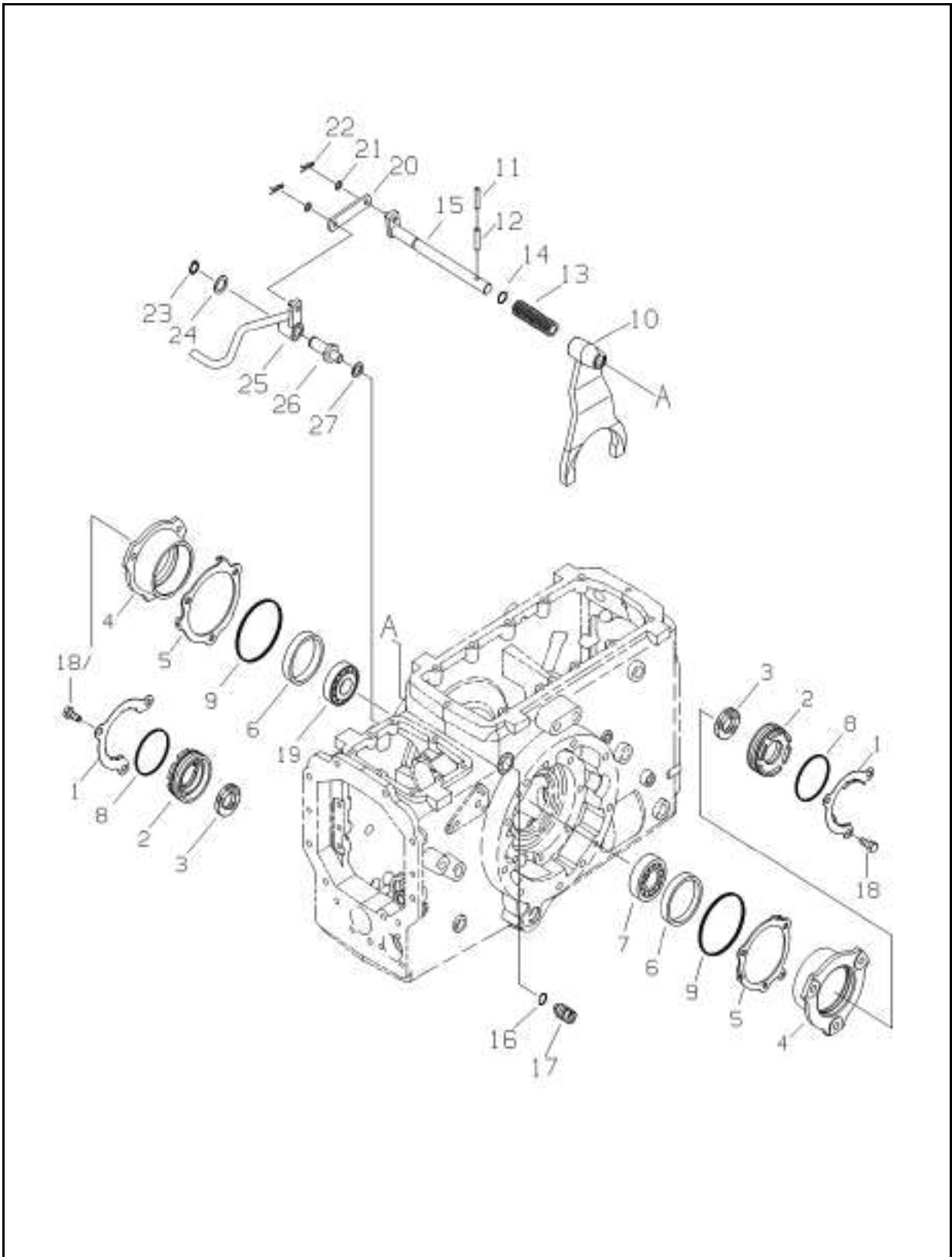
FIG. 3-17

NO.	PART NO.	PART NAME & DESCRIPTION	QTY			APP. NO	REM.
			A	B			
1	A1970332	GRIP, PTO	1	1			
2	S301120043	NUT, HEX. 1-TY	1	1			
3	A1293145	HAND LEVER, PTO	1	1			
4	S361160013	WASHER, SPR. 1-TY.	1	1			
5	A1293121	SHAFT, PTO LEVER	1	1			
6	S363200013	WASHER, PLN. S-RD.	1	1			
7	S810020001	RING, SNAP	1	1			
8	A20063390	BALL, SHIFTER FORK	1	1			
9	3A1290011	SPRING	1	1			
10	A1291185	FORK, PTO	1	1			
11	A1291186	RAIL, PTO CHANGE	1	1			
12	A1293144	LINK, PTO	1	1			
13	S363100013	WASHER, PLN. S-RD.	2	2			
14	S443100013	PIN, SNAP A-TY.	2	2			
15	A1291198	LEVER, PTO	1	1			
16	S801016010	O-RING (P)	1	1			
17	A1293143	ARM, PTO	1	1			
18	S446063512	PIN, SPR. W-TY.	1	1			
19	S801010A10	O-RING (P)	1	1			
20	A1291195	BOLT, SELF LOCK	1	1			

DIFF-LOCK

FIG. 4-1A

G. 310



DIFF-LOCK

A-N41, B-N47

A-N41(Neo41), B-N47(Neo47)

FIG. 4-1A

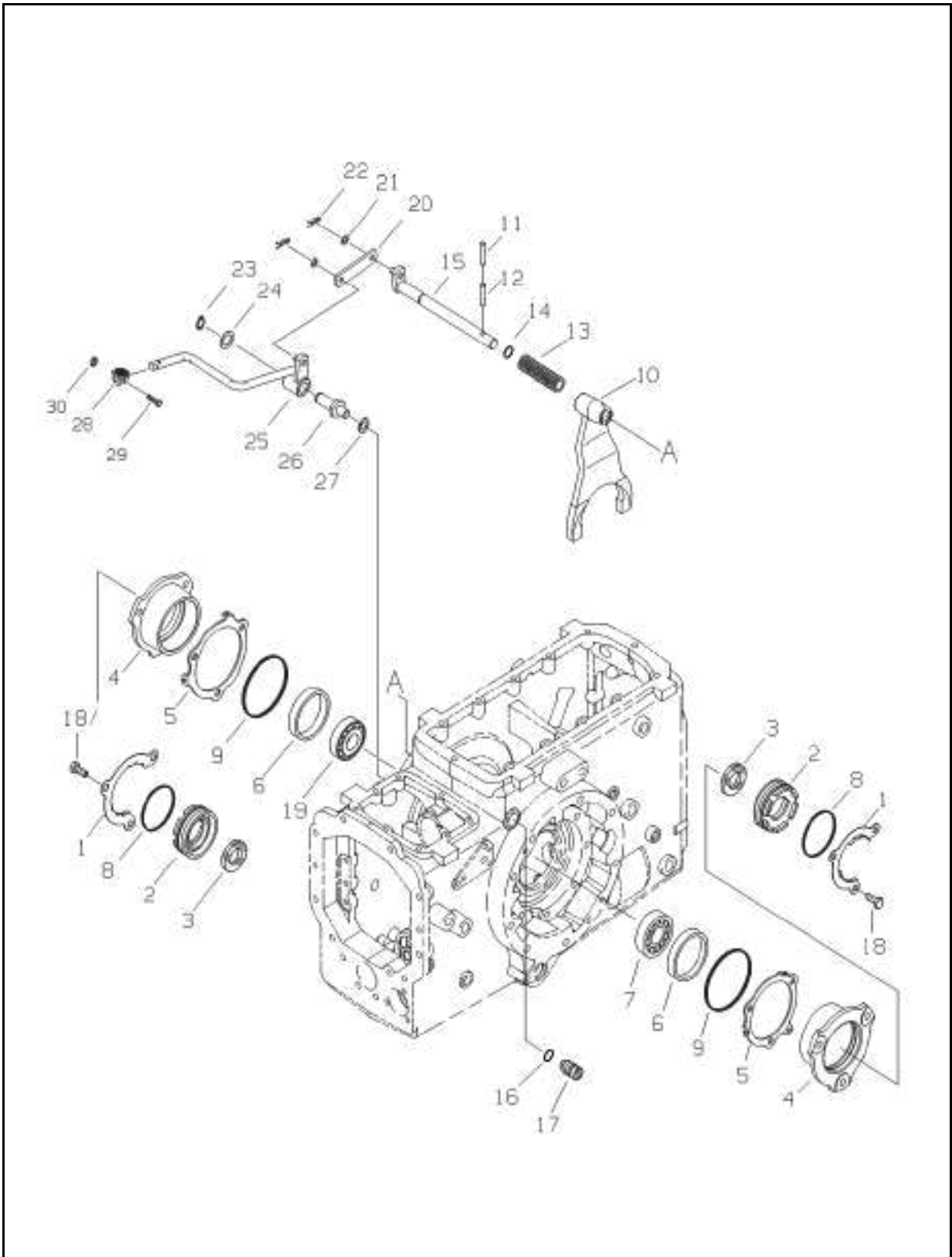
(F)

NO.	PART NO.	PART NAME & DESCRIPTION		QTY			APP. NO	REM.
				A	B			
1	A1326050	PLATE, LOCK		2	2			
2	3A1326005	SCREW	M85x1.5	2	2			
3	A0653004	SEAL, OIL	TC33x52x11	2	2			
4	A1326048	SUPPORT, DIFF		2	2			
5	A1650074	HOLDER, SPRING(LH)		2	2			
6	A1326041	SPACER	OD89.1xID77.1x12L	2	2			
7	A0862100	BEARING, BALL	#6210(OD90xID50x20)	1	1			
8	S802080010	O-RING(G)	D79.4xW3.1	2	2			
9	S802110010	O-RING(G)	D109.4xW3.1	2	2			
10	A1320025	FORK ASSY		1	1			
11	S446054012	PIN, SPRING	D5x40	1	1			
12	S446084012	PIN, SPRING	D8x40	1	1			
13	A1326075	SPRING		1	1			
14	S801016010	O-RING(G)	D15.8xW2.4	1	1			
15	A1326054	PEDAL SHAFT, DIFF		1	1			
16	S801021010	O-RING(G)	D20.8xW2.4	1	1			
17	A1326046	SCREW, ADJUST	M22x1.5	1	1			
18	S165102543	BOLT, HEX	M10x1.25	6	6			
19	A26799980	BEARING, TAPER ROLLER	#30210(OD90xID50x21.75)	1	1			
20	A1320016	LINK, DIFF. PEDAL		1	1			
21	S363100013	WASHER, PLN. S-RD		2	2			
22	S441302013	PIN, SPLIT		2	2			
23	S810020001	RING, SNAP	D20x1.2t	1	1			
24	S363200013	WASHER, PLN. S-RD	D34xd21x3	1	1			
25	A1326058	PEDAL, DIFF		1	1			
26	A1293121	SHAFT, PTO LEVER		1	1			
27	S361160013	WASHER, SPR. 1-TY	D16.2x4t	1	1			

DIFF-LOCK

FIG. 4-1B

G. 310



DIFF-LOCK

A-N41, B-N47

A-N41(Neo41), B-N47(Neo47)

FIG. 4-1B

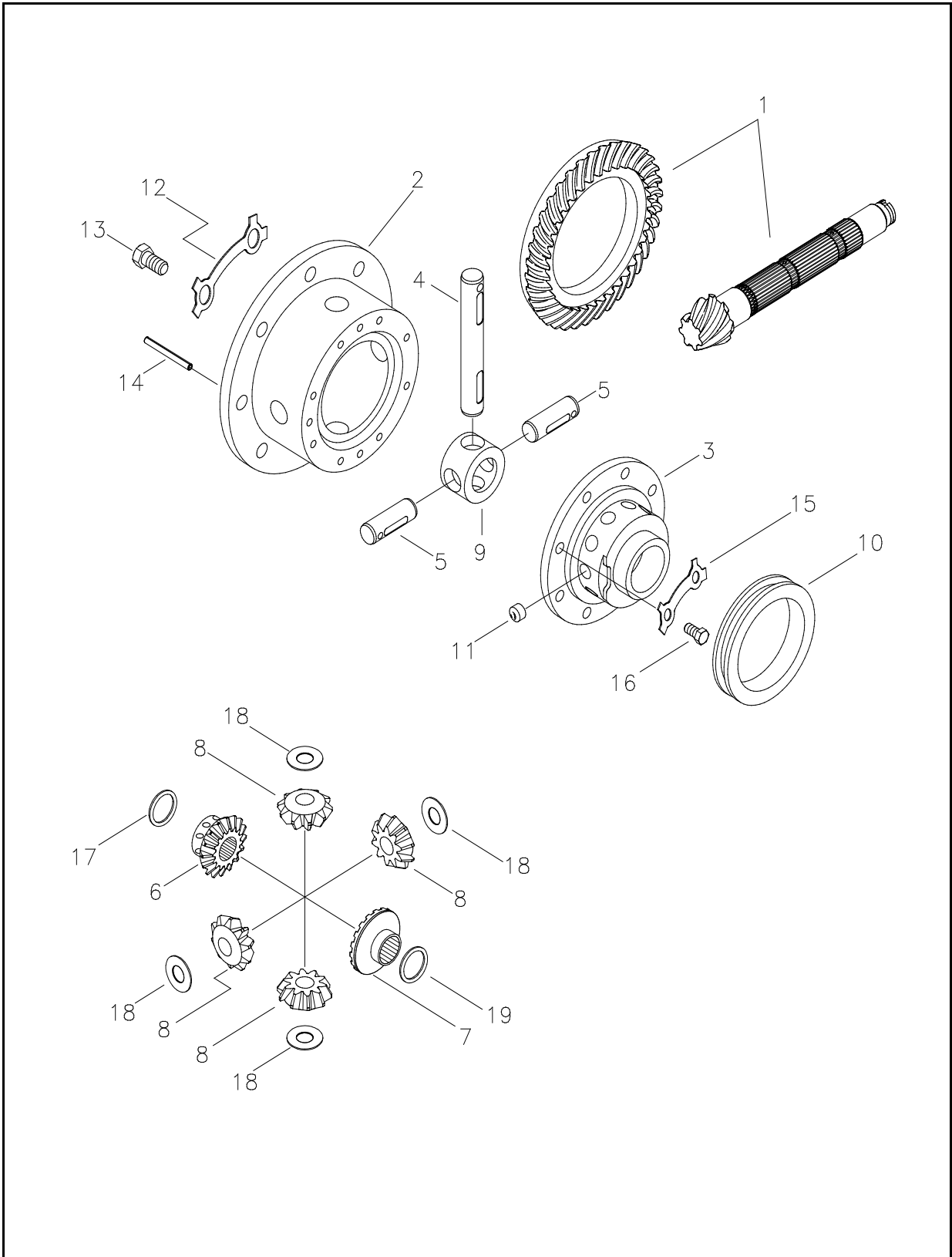
(C)

NO.	PART NO.	PART NAME & DESCRIPTION		QTY		APP. NO	REM.
				A	B		
1	A1326050	PLATE, LOCK		2	2		
2	3A1326005	SCREW	M85x1.5	2	2		
3	A0653004	SEAL, OIL	TC33x52x11	2	2		
4	A1326048	SUPPORT, DIFF		2	2		
5	A1650074	HOLDER, SPRING(LH)		2	2		
6	A1326041	SPACER	OD89.1xID77.1x12L	2	2		
7	A0862100	BEARING, BALL	#6210(OD90xID50x20)	1	1		
8	S802080010	O-RING(G)	D79.4xW3.1	2	2		
9	S802110010	O-RING(G)	D109.4xW3.1	2	2		
10	A1320025	FORK ASSY		1	1		
11	S446054012	PIN, SPRING	D5x40	1	1		
12	S446084012	PIN, SPRING	D8x40	1	1		
13	A1326075	SPRING		1	1		
14	S801016010	O-RING(G)	D15.8xW2.4	1	1		
15	A1326054	PEDAL SHAFT, DIFF		1	1		
16	S801021010	O-RING(G)	D20.8xW2.4	1	1		
17	A1326046	SCREW, ADJUST	M22x1.5	1	1		
18	S165102543	BOLT, HEX	M10x1.25	6	6		
19	A26799980	BEARING, TAPER ROLLER	#30210(OD90xID50x21.75)	1	1		
20	A1320016	LINK, DIFF. PEDAL		1	1		
21	S363100013	WASHER, PLN. S-RD		2	2		
22	S441302013	PIN, SPLIT		2	2		
23	S810020001	RING, SNAP	D20x1.2t	1	1		
24	S363200013	WASHER, PLN. S-RD	D34xd21x3	1	1		
25	A1326077	PEDAL, DIFF		1	1		
26	A1293121	SHAFT, PTO LEVER		1	1		
27	S361160013	WASHER, SPR. 1-TY	D16.2x4t	1	1		
28	A1970358	PEDAL, DIFF		1	1		
29	S227403011	SCREW, W/WASHER		1	1		
30	S345400013	NUT, FLANGE B-TY		1	1		

REAR DIFFERENTIAL(320)

FIG. 4-2

G. 320



REAR DIFFERENTIAL(320)

A-N41, B-N47

A-N41(Neo41), B-N47(Neo47)

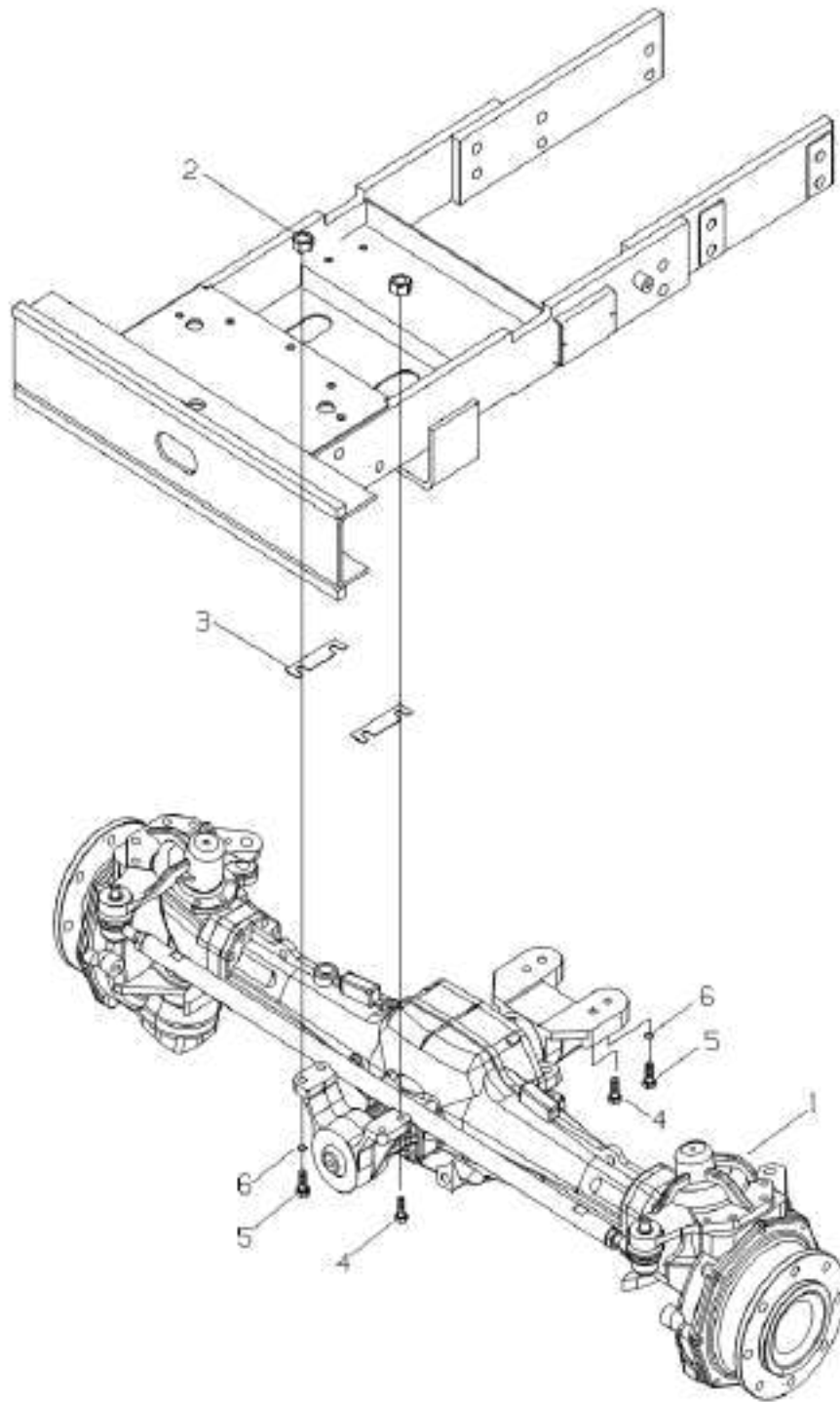
FIG. 4-2

NO.	PART NO.	PART NAME & DESCRIPTION	QTY			APP. NO	REM.
			A	B			
1-20	A1324106	DIFFERENTIAL ASSY	1	1			
1	A1324108	PINION & RING GEAR SET	1	1			
2	A1324073	CASE, DIFF1	1	1			
3	A1324074	CASE, DIFF2	1	1			
4	A1324075	SHAFT1	1	1			
5	A1324076	SHAFT2	2	2			
6	A1324117	GEAR, DIFF SIDE(L)	16T	1	1		
7	A1324118	GEAR, DIFF SIDE(R)	16T	1	1		
8	A1324116	PINION, MAT	10T	4	4		
9	A1324115	HOLDER, SHAFT		1	1		
10	3A1324007	HUB, DIFF LOCK		1	1		
11	3A1324014	ROLLER	D12x1.5	10	10		
12	3A1324012	PLATE, LOCK		4	4		
13	3A1324016	BOLT, HEX	M12x1.25x23L	8	8		
14	S446065010	PIN, SPRING W-TY	D6x50	3	3		
15	A1324079	WASHER, LOCK	1.0t	4	4		
16	S105082043	BOLT, HEX SMALL	M8x1.25x20L	8	8		
17	3A1324003	WASHER, THURST(L)	OD74xID55x0.8t	1	1		
18	3A1970123	WASHER, THRUST	OD19.45xID42.07x0.8t	4	4		
19	3A1970122	WASHER, THRUST(R)	OD71.44xID41.47x0.8t	1	1		

FRONT AXLE ASSY

FIG. 5-1B

G. 400



FRONT AXLE ASSY

A-N41, B-N47

A-N41(Neo41), B-N47(Neo47)

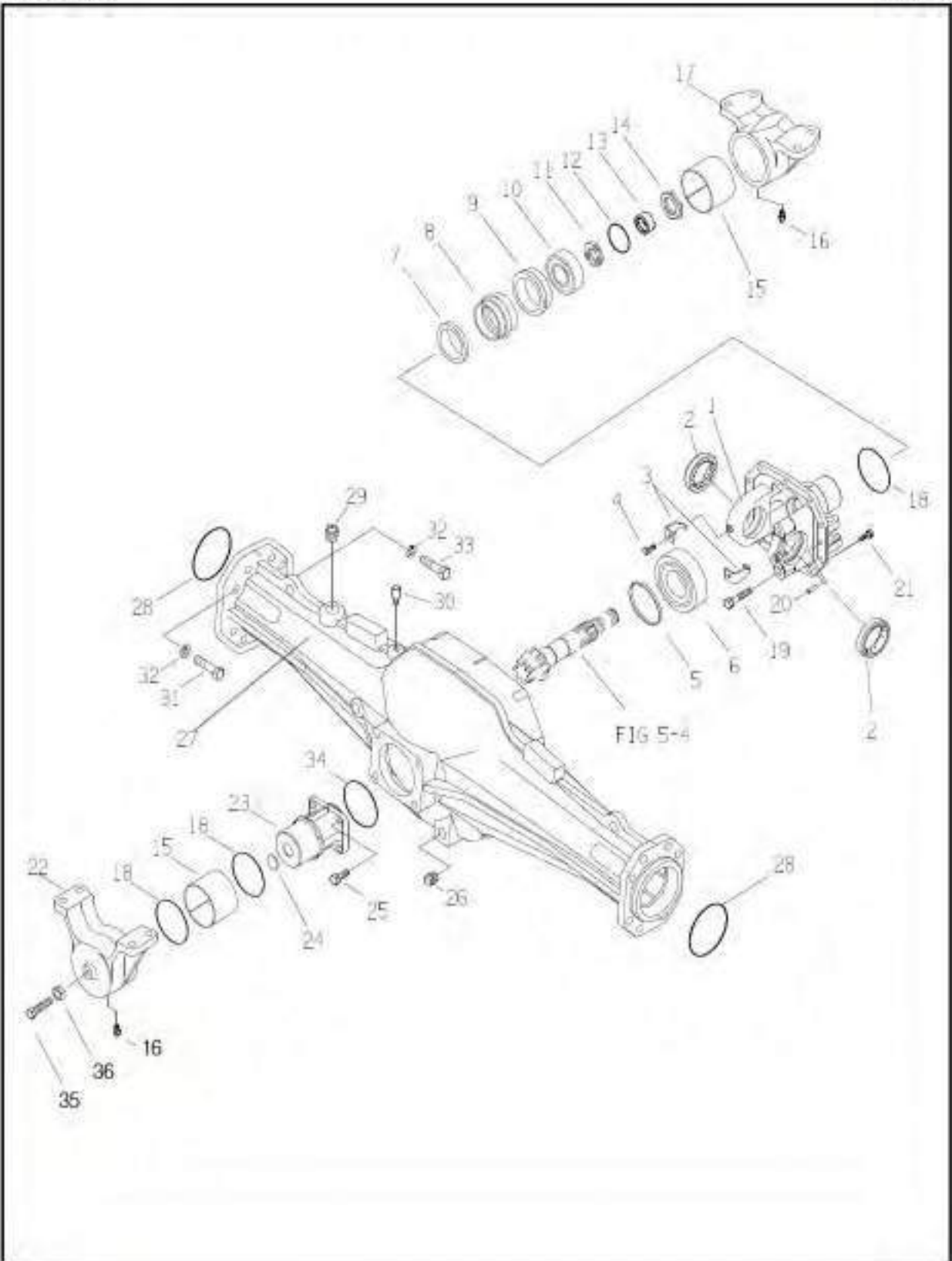
FIG. 5-1B EX

NO.	PART NO.	PART NAME & DESCRIPTION		QTY		APP. NO	REM.
				A	B		
1	A1400238	FRONT AXLE ASSY		1	1		
2	A1210060	NUT, LOCK	M12x1.25	4	4		
3	A1400087	LINNER, F/AXLE	0.4t	AR	AR		
	A1400088	LINNER, F/AXLE	1.0t	AR	AR		
	A1400090	LINNER, F/AXLE	3.2t	AR	AR		
4	S154124533	BOLT, HEX . SMALL	M12x1.25x45	6	6		
5	A1400325	BOLT, REAMER	M12x1.25x45	2	2		
6	S361120013	WASHER, SPR.1-TY		2	2		

FRONT AXLE CASE

FIG. 5-2B

G. 400



FRONT AXLE CASE

A-N41, B-N47

A-N41(Neo41), B-N47(Neo47)

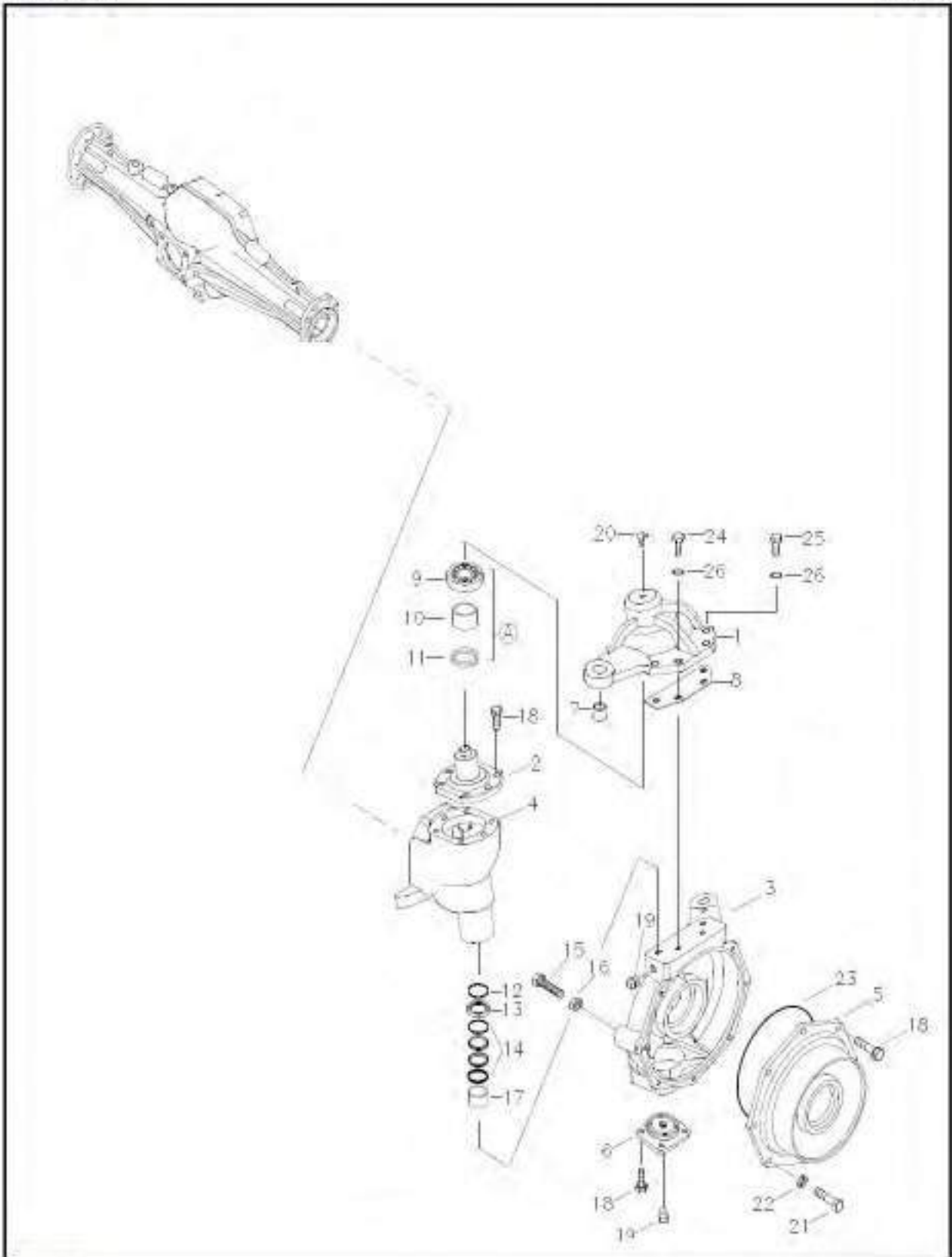
FIG. 5-2B EX

NO.	PART NO.	PART NAME & DESCRIPTION	QTY			APP. NO	REM.
			A	B			
1-14	A1400244	DIFF, GEAR & HOLDER ASSY	1	1			
1	A1400222	HOLDER, DIFF ASS'Y	1	1			
2	A1400224	SCREW	2	2			
3	A1400237	PLATE, LOCK	2	2			
4	S153061233	BOLT, HEX W/WASHER	2	2			
		8.8T					
5	A0870451-8	LINER	AR	AR			
6	A1326032	BEARING, TAPER ROLLER	1	1			
		#32207C(KBC, NSK)					
7	A1400236	SPACER	1	1			
8	A1400227	SPACER	1	1			
9	A1400228	SPACER	1	1			
10	A1400093	BEARING, TAPER ROLLER	1	1			
		#32206C(KBC, NSK)					
11	3A1970012	SEAL, OIL	1	1			
		D45XD62X9T					
12	S801030010	O-RING(P)	1	1			
		D29.7XD3.5					
13	3A1411004	BUSHING, SEAL	1	1			
		D45X15					
14	3A1970065	NUT	1	1			
		M30X1.5					
15	3A1970006	BUSHING	2	2			
		ID80x40					
16	3A1970069	NIPPLE, GREASE	2	2			
		PT1/8					
17	A1410038	BRACKET, REAR	1	1			
18	S802080010	O-RING	3	3			
		D79.4xD3.1					
19	A1400225	BOLT, REAMER	2	2			
20	S421132023	PIN, PAR, A-TY	2	2			
21	S153123533	BOLT, HEX .W / WASHER	10	10			
		M12x1.25					
22	A1410040	BRACKET, FRONT	1	1			
23	A1400100	HOLDER, FRONT PIVOT	1	1			
24	A1400235	WASHER	1	1			
25	S154103033	BOLT, HEX W / WASHER	4	4			
		M10x1.25x30					
26	3A1970052	PLUG, TAPER	2	2			
		PT3/8					
27	A1400209	CASE, FRONT AXLE	1	1			
28	S802095010	O-RING	2	2			
		D94.4x3.1					
29	3A1970051	PLUG, TAPER	1	1			
		PT1/2					
30	3A1400004	BREATHER, AIR	1	1			
31	S101124043	BOLT, HEX	14	14			
		M12x1.75x40					
32	S361120013	WASHER SPRING	16	16			
33	A1970248	BOLT, REAMER	2	2			
		M12X1.75X45					
34	S802075010	O-RING	1	1			
		D75					
35	S163124043	BOLT, HEX	1	1			
		M12x1.75x40					
36	S301120043	NUT, HEX	1	1			
		M12x1.75					

FRONT AXLE CASE (LH)

FIG. 5-3B

G. 400



06-04-01

01

FRONT AXLE CASE (LH)

A-N41, B-N47

A-N41(Neo41), B-N47(Neo47)

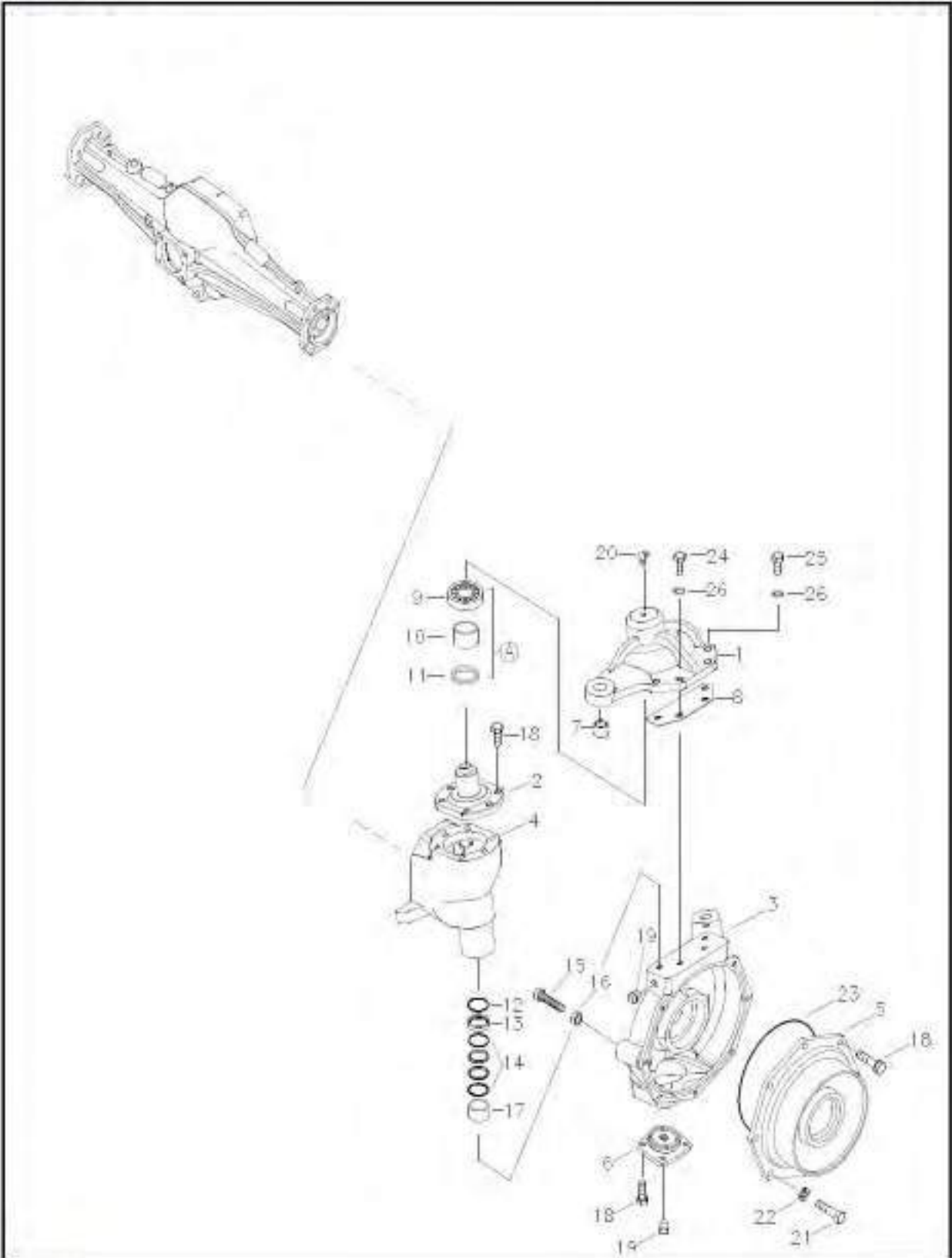
FIG. 5-3B EX

NO.	PART NO.	PART NAME & DESCRIPTION	QTY			APP. NO	REM.
			A	B			
1	A1400230	ARM(L)	1	1			
2	A1402062	HOLDER, ARM	1	1			
3	A1400232	CASE, GEAR(LH)	1	1			
4	A1400097	CASE, KING PIN	1	1			
5	A1402073	COVER	1	1			
6	A1402071	COVER	1	1			
7	A1402058	BUSHING, TAPER	1	1			
8	A1402048	SHIM	AR	AR			0.15t
	A1402049	SHIM	AR	AR			0.30t
	A1402050	SHIM	AR	AR			0.40t
9	A1400076	BEARING, TAPER ROLLER	1	1			#32004J
10	A1402051	BUSING	1	1			D40x44x28
11	A0652582	SEAL, DUST	1	1			D40x48x6.5
12	S804060010	O-RING (S)	1	1			D59.5x2
13	A1400072	HOUSING, G-SEAL	1	1			
14	A1400168	GROUP SEAL	1	1			
15	S163124043	BOLT, HEX	1	1			M12x1.75x40
16	S301120043	NUT, HEX	1	1			M12x1.75
17	A1400077	BUSHING	1	1			MB6030DU
18	S154103033	BOLT, W / WASHER	17	17			M10x1.25x30
19	3A1970052	PLUG, TAPER	2	2			PT3/8
20	3A1970069	NIPPLE, GREASE	1	1			PT1/8
21	3A1970055	BOLT, REAMER	1	1			M10x1.25x30
22	S361100013	WASHER, SPRING	1	1			Φ10
23	3A1970056	O-RING	1	1			D225xD3
24	S101123043	BOLT, HEX . F-THRD	2	2			M12x1.75x30
25	3A1970057	BOLT, REAMER	2	2			M12x1.75x35
26	S361120013	WASHER, SPRING	4	4			Φ12

FRONT AXLE CASE (LH)

FIG. 5-3B

G. 400



05-09-01

00

FRONT AXLE CASE (LH)

A-N41, B-N47

A-N41(Neo41), B-N47(Neo47)

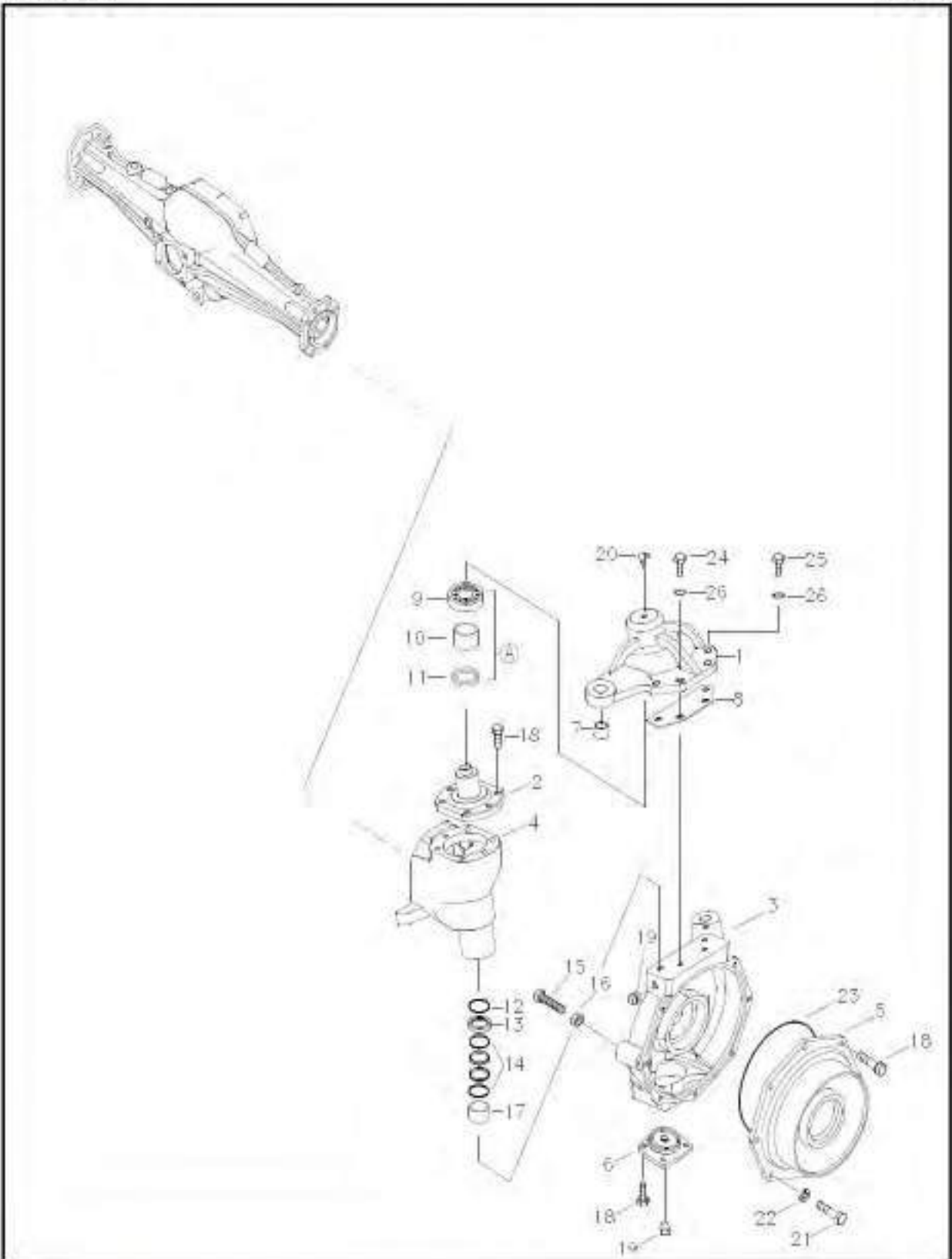
FIG. 5-3B EX

NO.	PART NO.	PART NAME & DESCRIPTION	QTY			APP. NO	REM.
			A	B			
1	A1400230	ARM(L)	1	1			
2	A1402062	HOLDER, ARM	1	1			
3	A1400232	CASE, GEAR(LH)	1	1			
4	A1400097	CASE, KING PIN	1	1			
5	A1402073	COVER	1	1			
6	A1402071	COVER	1	1			
7	A1402058	BUSHING, TAPER	1	1			
8	A1402048	SHIM	AR	AR			0.15t
	A1402049	SHIM	AR	AR			0.30t
	A1402050	SHIM	AR	AR			0.40t
9	A1400076	BEARING, TAPER ROLLER	1	1			#32004J
10	A1402051	BUSING	1	1			D40x44x28
11	A0652582	SEAL, DUST	1	1			D40x48x6.5
12	S804060010	O-RING (S)	1	1			D59.5x2
13	A1400072	HOUSING, G-SEAL	1	1			
14	A1400168	GROUP SEAL	1	1			
15	S163124043	BOLT, HEX	1	1			M12x1.75x40
16	S301120043	NUT, HEX	1	1			M12x1.75
17	A1400077	BUSHING	1	1			MB6030DU
18	S154103033	BOLT, W / WASHER	17	17			M10x1.25x30
19	3A1970052	PLUG, TAPER	2	2			PT3/8
20	3A1970069	NIPPLE, GREASE	1	1			PT1/8
21	3A1970055	BOLT, REAMER	1	1			M10x1.25x30
22	S361100013	WASHER, SPRING	1	1			Φ10
23	A1970056	O-RING	1	1			D225xD3
24	S101123043	BOLT, HEX . F-THRD	2	2			M12x30x1.75
25	3A1970057	BOLT, REAMER	2	2			M12x30
26	S361120013	WASHER, SPRING	4	4			Φ12

FRONT AXLE CASE (LH)

FIG. 5-3B

G. 400



05-09-01

00

FRONT AXLE CASE (LH)

A-N41, B-N47

A-N41(Neo41), B-N47(Neo47)

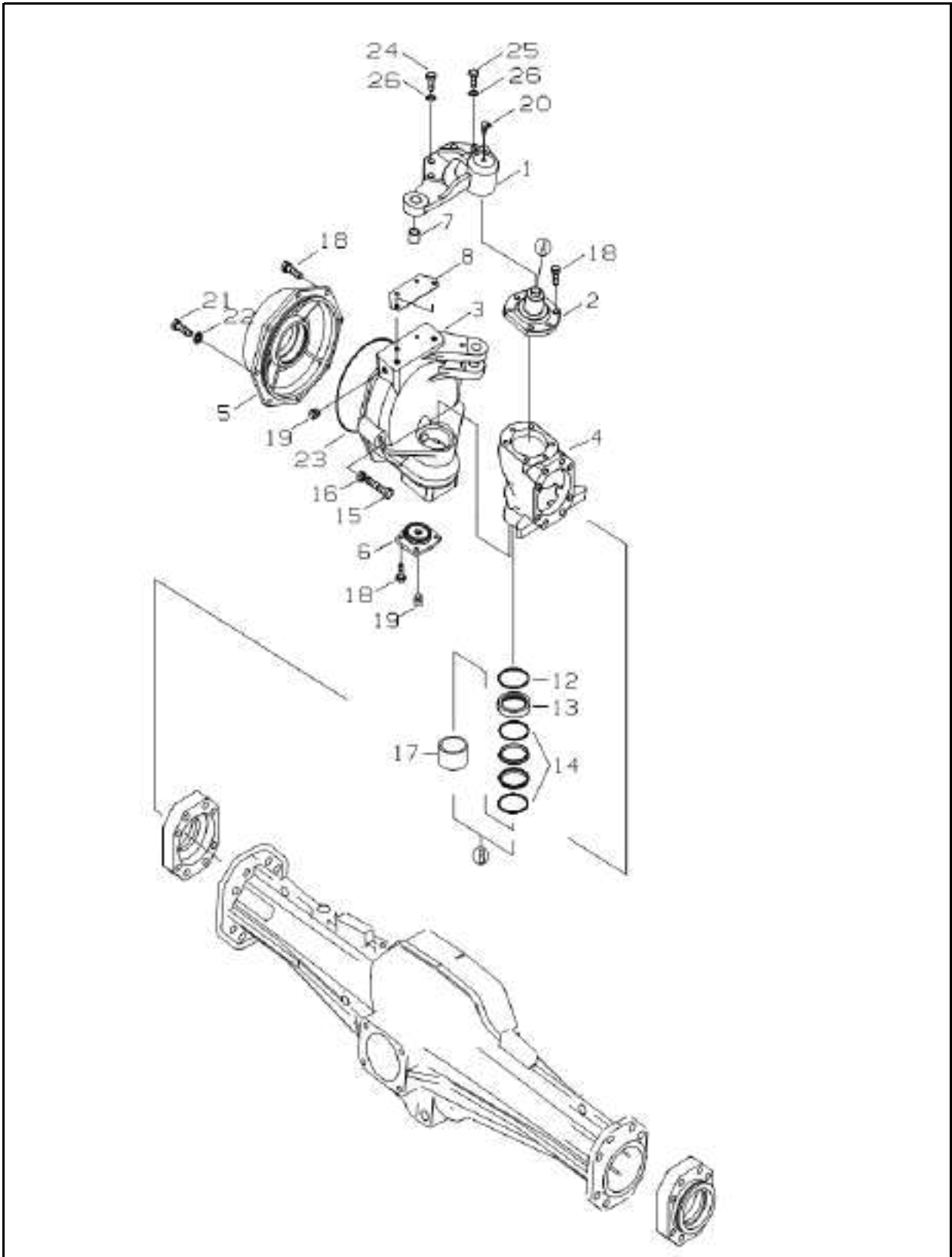
FIG. 5-3B EX

NO.	PART NO.	PART NAME & DESCRIPTION	QTY			APP. NO	REM.
			A	B			
1	A1400230	ARM(L)	1	1			
2	A1402062	HOLDER, ARM	1	1			
3	A1400232	CASE, GEAR(LH)	1	1			
4	A1400097	CASE, KING PIN	1	1			
5	A1402073	COVER	1	1			
6	A1402071	COVER	1	1			
7	A1402058	BUSHING, TAPER	1	1			
8	A1402048	SHIM	AR	AR			0.15t
	A1402049	SHIM	AR	AR			0.30t
	A1402050	SHIM	AR	AR			0.40t
9	A1400076	BEARING, TAPER ROLLER	1	1			#32004J
10	A1402051	BUSING	1	1			D40x44x28
11	A0652582	SEAL, DUST	1	1			D40x48x6.5
12	S804060010	O-RING (S)	1	1			D59.5x2
13	A1400072	HOUSING, G-SEAL	1	1			
14	A1400168	GROUP SEAL	1	1			
15	S163124043	BOLT, HEX	1	1			M12x1.75x40
16	S301120043	NUT, HEX	1	1			M12x1.75
17	A1400077	BUSHING	1	1			MB6030DU
18	S154103033	BOLT, W / WASHER	17	17			M10x1.25x30
19	3A1970052	PLUG, TAPER	2	2			PT3/8
20	3A1970069	NIPPLE, GREASE	1	1			PT1/8
21	3A1970055	BOLT, REAMER	1	1			M10x1.25x30
22	S361100013	WASHER, SPRING	1	1			Φ10
23	A1970056	O-RING	1	1			D225xD3
24	S101123043	BOLT, HEX . F-THRD	2	2			M12x30x1.75
25	3A1970057	BOLT, REAMER	2	2			M12x30
26	S361120013	WASHER, SPRING	4	4			Φ12

FRONT AXLE CASE (RH)

FIG. 5-3C

G. 400



FRONT AXLE CASE (RH)

A-N41, B-N47

A-N41(Neo41), B-N47(Neo47)

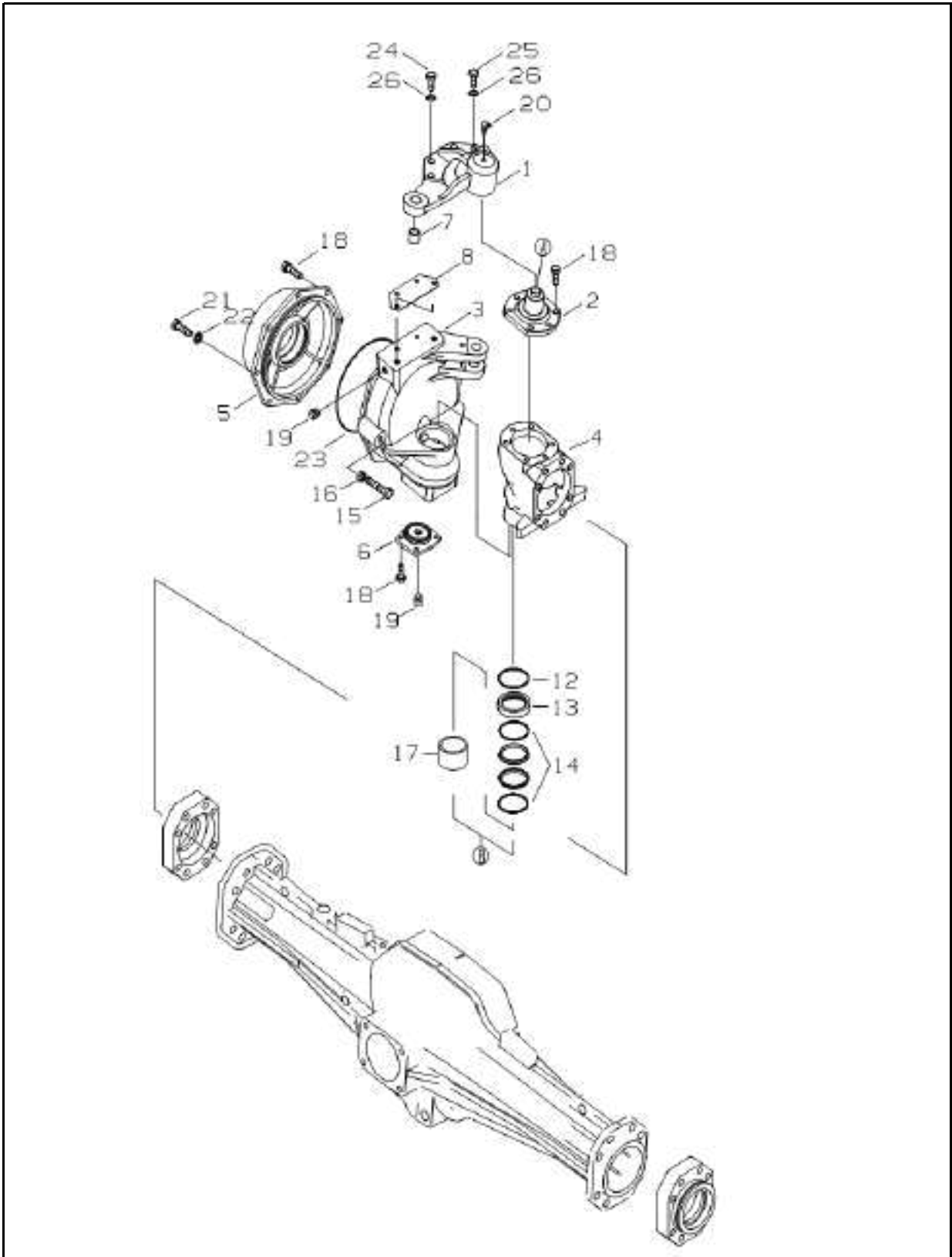
FIG. 5-3C EX

NO.	PART NO.	PART NAME & DESCRIPTION	QTY		APP. NO	REM.
			A	B		
1	A1400229	ARM(L)	1	1		
2	A1402062	HOLDER, ARM	1	1		
3	A1400231	CASE, GEAR(RH)	1	1		
4	A1400097	CASE, KING PIN	1	1		
5	A1402073	COVER	1	1		
6	A1402071	COVER	1	1		
7	A1402058	BUSHING, TAPER	1	1		
8	A1402048	SHIM	AR	AR		
	A1402049	SHIM	AR	AR		
	A1402050	SHIM	AR	AR		
9	A1400076	BEARING, TAPER ROLLER	1	1		
10	A1402051	BUSING	1	1		
11	A0652582	SEAL, DUST	1	1		
12	S804060010	O-RING (S)	1	1		
13	A1400072	HOUSING, G-SEAL	1	1		
14	A1400168	GROUP SEAL	1	1		
15	S163124043	BOLT, HEX	1	1		
16	S301120043	NUT, HEX	1	1		
17	A1400077	BUSHING	1	1		
18	S154103033	BOLT, W / WASHER	17	17		
19	3A1970052	PLUG, TAPER	2	2		
20	3A1970069	NIPPLE, GREASE	1	1		
21	3A1970055	BOLT, REAMER	1	1		
22	S361100013	WASHER, SPRING	1	1		
23	3A1970056	O-RING	1	1		
24	S101123043	BOLT, HEX . F-THRD	2	2		
25	3A1970057	BOLT, REAMER	2	2		
26	S361120013	WASHER, SPRING	4	4		

FRONT AXLE CASE (RH)

FIG. 5-3C

G. 400



FRONT AXLE CASE (RH)

A-N41, B-N47

A-N41(Neo41), B-N47(Neo47)

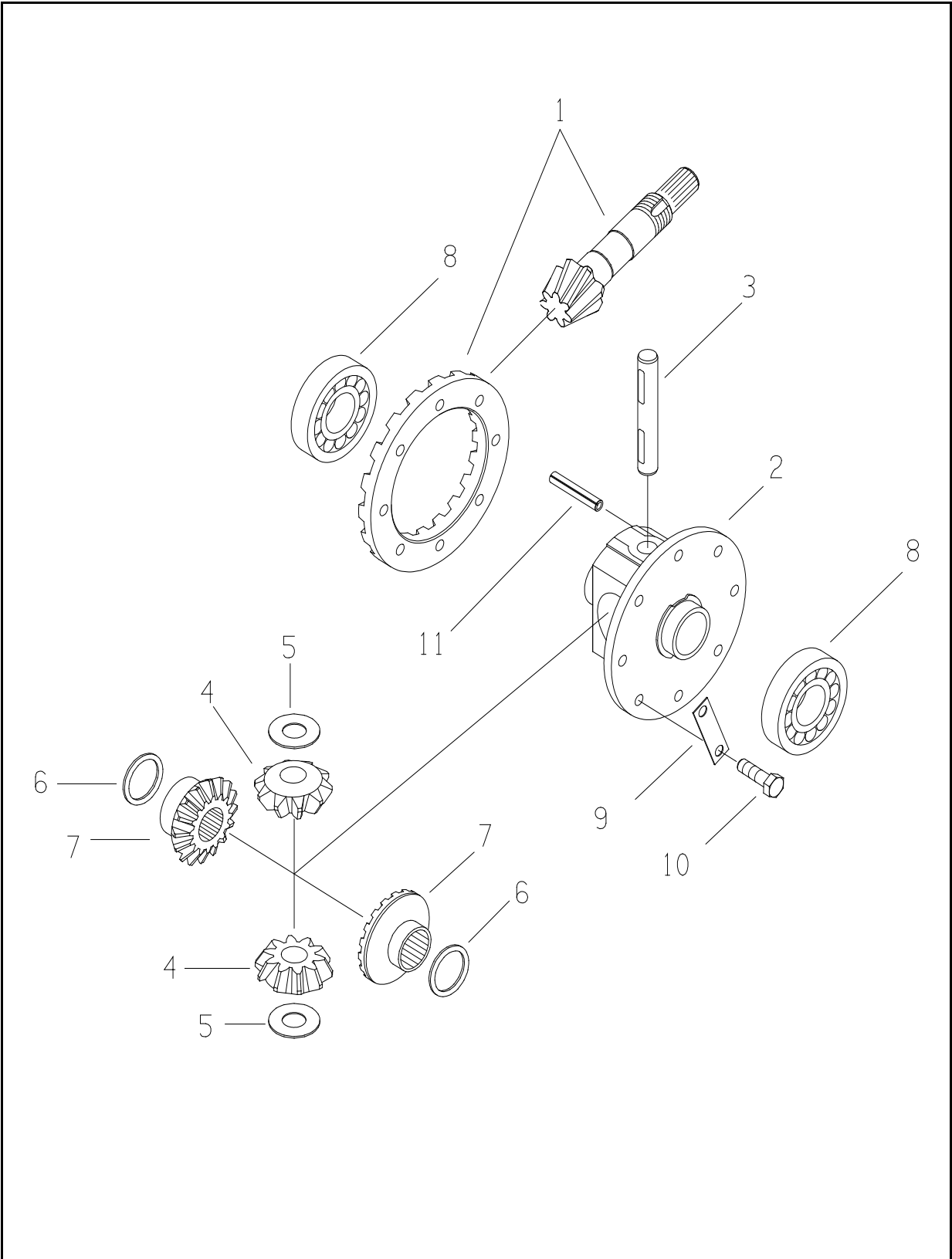
FIG. 5-3C EX

NO.	PART NO.	PART NAME & DESCRIPTION	QTY		APP. NO	REM.
			A	B		
1	A1400229	ARM(L)	1	1		
2	A1402062	HOLDER, ARM	1	1		
3	A1400231	CASE, GEAR(RH)	1	1		
4	A1400097	CASE, KING PIN	1	1		
5	A1402073	COVER	1	1		
6	A1402071	COVER	1	1		
7	A1402058	BUSHING, TAPER	1	1		
8	A1402048	SHIM	AR	AR		
	A1402049	SHIM	AR	AR		
	A1402050	SHIM	AR	AR		
9	A1400076	BEARING, TAPER ROLLER	1	1		
10	A1402051	BUSING	1	1		
11	A0652582	SEAL, DUST	1	1		
12	S804060010	O-RING (S)	1	1		
13	A1400072	HOUSING, G-SEAL	1	1		
14	A1400168	GROUP SEAL	1	1		
15	S163124043	BOLT, HEX	1	1		
16	S301120043	NUT, HEX	1	1		
17	A1400077	BUSHING	1	1		
18	S154103033	BOLT, W / WASHER	17	17		
19	3A1970052	PLUG, TAPER	2	2		
20	3A1970069	NIPPLE, GREASE	1	1		
21	3A1970055	BOLT, REAMER	1	1		
22	S361100013	WASHER, SPRING	1	1		
23	A1970056	O-RING	1	1		
24	S101123043	BOLT, HEX . F-THRD	2	2		
25	3A1970057	BOLT, REAMER	2	2		
26	S361120013	WASHER, SPRING	4	4		

FRONT DIFFERENTIAL(400)

FIG. 5-4B

G. 400



FRONT DIFFERENTIAL(400)

A-N41, B-N47

A-N41(Neo41), B-N47(Neo47)

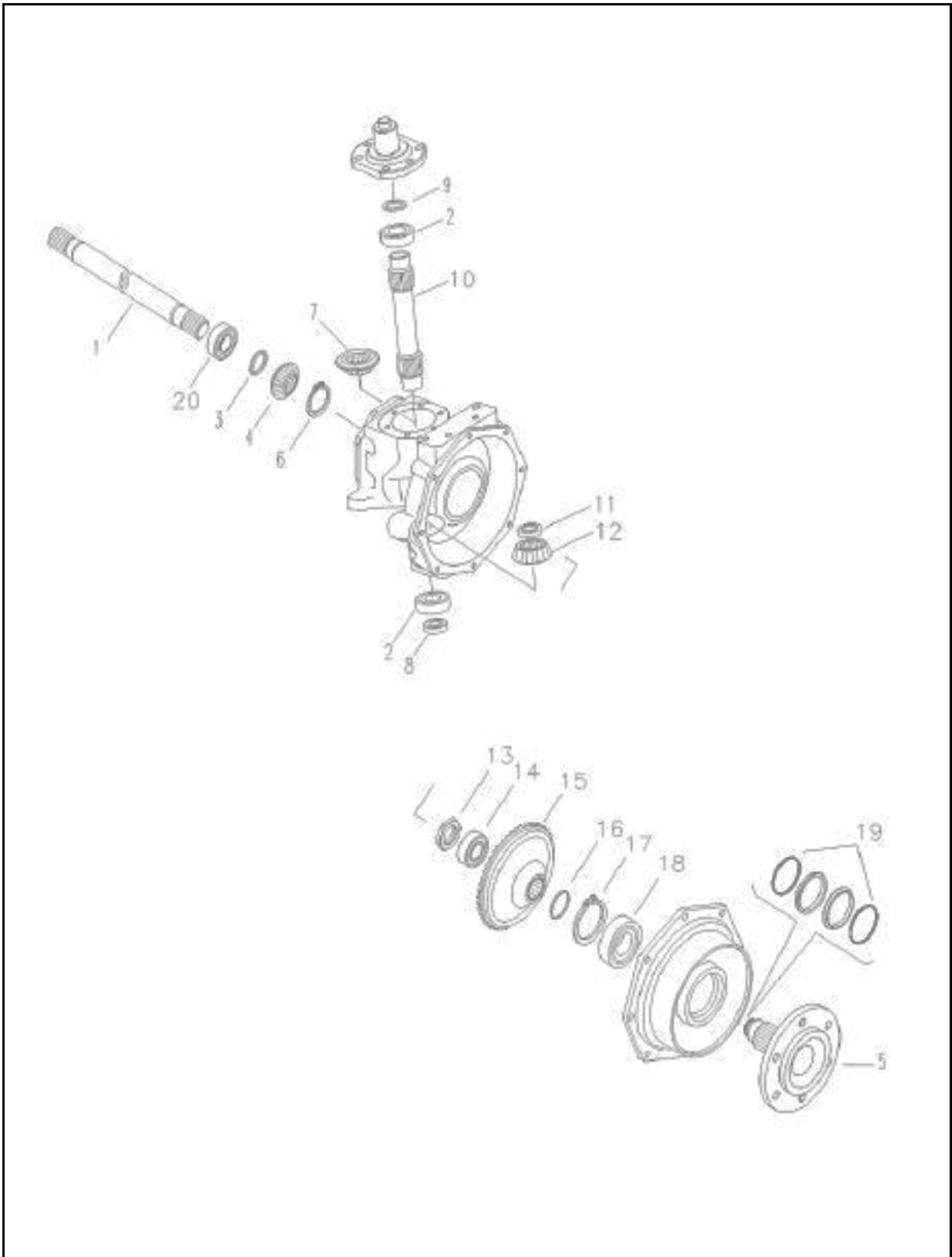
FIG. 5-4B EX

NO.	PART NO.	PART NAME & DESCRIPTION	QTY		APP. NO	REM.
			A	B		
1~11	A1400210	DIFF. GEAR ASSY	1	1		
1	A1400214	PINION & RING GEAR SET	1	1		
2	A1400211	CASE, DIFF	1	1		
3	3A1415004	SHAFT	1	1		
4	A1324060	PINION, MATE	2	2		
5	3A1970123	WASHER, THRUST	2	2		
6	3A1970122	WASHER, THRUST	2	2		
7	A1324062	GEAR,DIFF, SIDE	2	2		
8	A1400247	BEARING, TAPER ROLLER	2	2		
9	A1410041	PLATE, LOCK	4	4		
10	A1410039	BOLT, HEX .	8	8		
11	S446065012	PIN, SPRING	1	1		

FRONT AXLE DRIVE (4WD)

FIG. 5-5B

G. 400



FRONT AXLE DRIVE (4WD)

A-N41, B-N47

A-N41(Neo41), B-N47(Neo47)

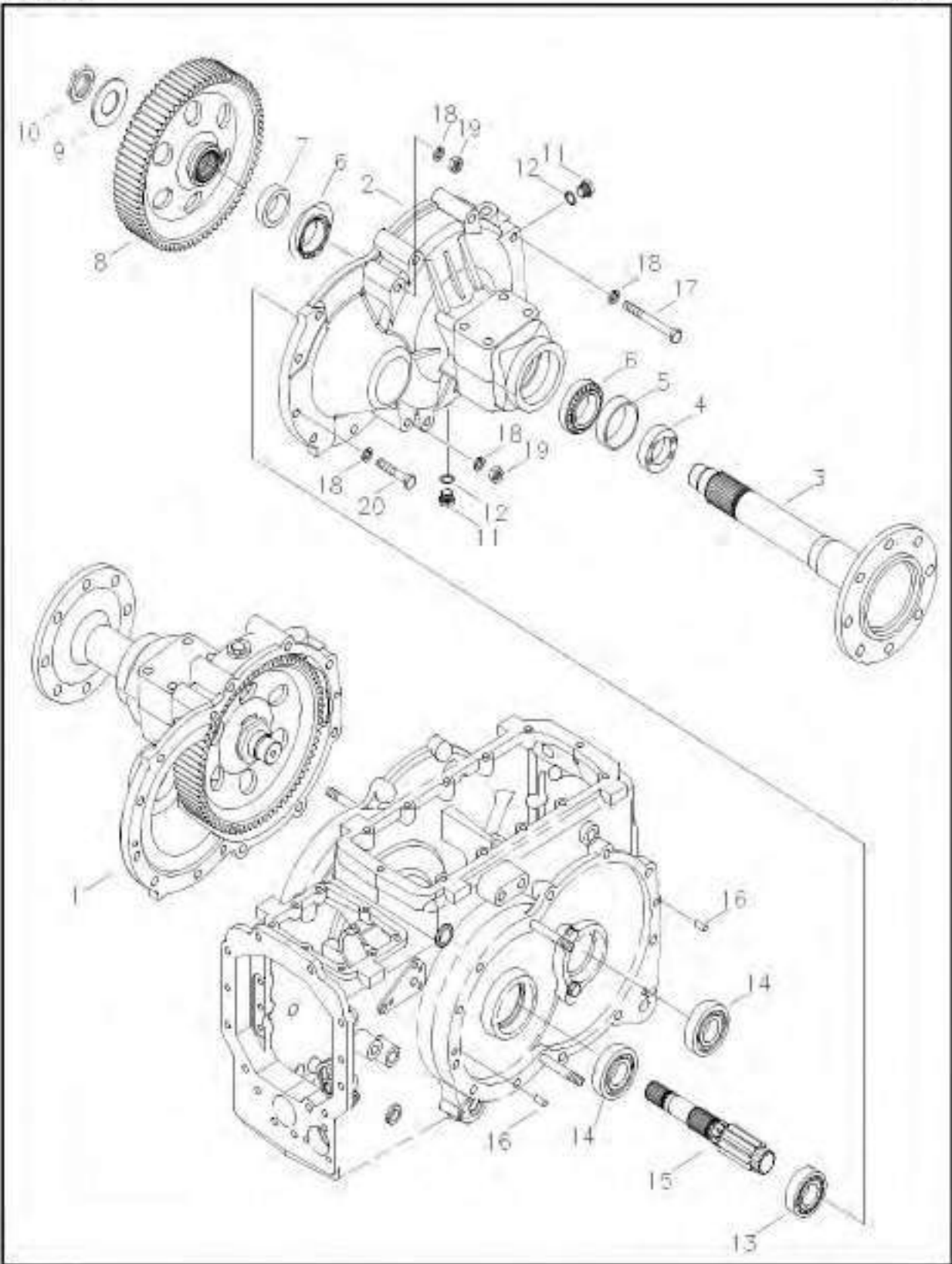
FIG. 5-5B EX

NO.	PART NO.	PART NAME & DESCRIPTION	QTY			APP. NO	REM.
			A	B			
1	A1400219	SHAFT, F/DIFF	2	2			
2	A0863070	BEARING, BALL	#6307 (OD80xID35x21)	4	4		
3	A1400241	LINER	0.1T(D33)	1	1		
	A1400242	LINER	0.1T(D33)	1	1		
	A1400243	LINER	0.1T(D33)	1	1		
4	A1400215	GEAR	12T	2	2		
5	A1402074	SHAFT, FRONT AXLE		2	2		
6	S810035001	RING, SNAP	D32.2x1.5	2	2		
7	A1400216	GEAR	16T	2	2		
8	A1400187	BEARING, THRUST	NSK51206 (OD52xID35x12)	2	2		
9	3A1970109	LINER	0.1t	AR	AR		
	3A1970110	LINER	0.2t	AR	AR		
	3A1970111	LINER	0.5t	AR	AR		
10	A1400221	SHAFT, KING PIN PINION		2	2		
11	3A1970035	BEARING, THRUST	NSK51108 (OD60xID40x13)	2	2		
12	A1400217	GEAR	13T	2	2		
13	A1402047	NUT, LOCK	M30x1.5	2	2		
14	A0863080	BEARING, BALL	#6308 (OD90xID40x23)	2	2		
15	A1400218	GEAR	39T	2	2		
16	3A1970112	LINER	0.4t	AR	AR		
	3A1970113	LINER	0.6t	AR	AR		
	3A1970114	LINER	0.8t	AR	AR		
	3A1970115	LINER	1.0t	AR	AR		
17	S811090001	RING, SNAP	D95.5x3	2	2		
18	A0862100	BEARING, BALL	#6210 (OD90xID50x20)	2	2		
19	A1400168	GROUP SEAL		2	2		
20	A0863070H1	BEARING, BALL	6307HL1	2	2		

REAR AXLE

FIG. 5-7

G. 480



REAR AXLE

A-N41, B-N47

A-N41(Neo41), B-N47(Neo47)

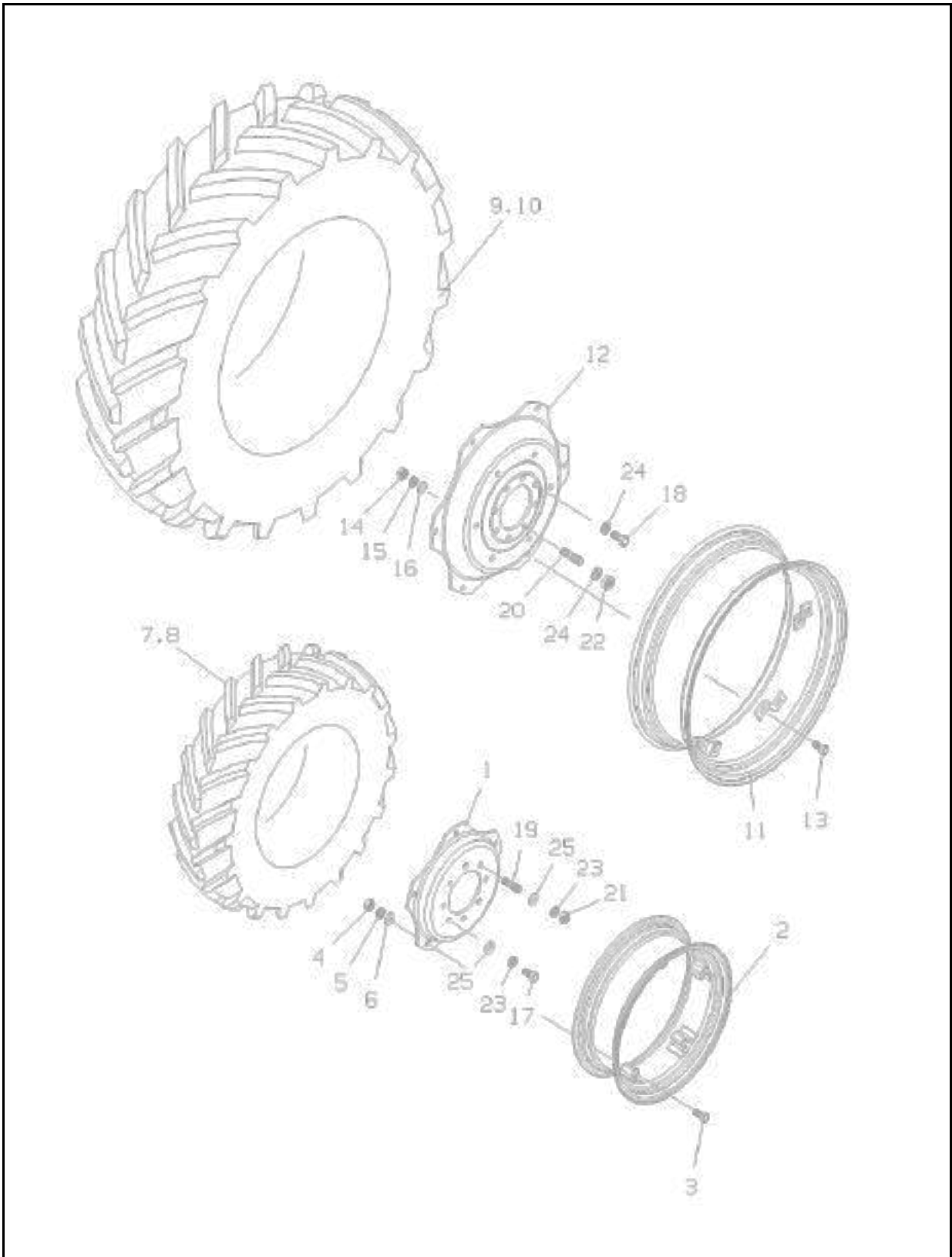
FIG. 5-7

NO.	PART NO.	PART NAME & DESCRIPTION	QTY			APP. NO	REM.
			A	B			
1,3-14	A1480087	F/DRIVE ASSY(RH)	1	1			
2-14	A1480086	F/DRIVE ASSY(LH)	1	1			
1	A1480083	HOUSING, F/DRIVE(RH)	1	1			
2	A1480082	HOUSING, F/DRIVE(LH)	1	1			
3	A1481058	SHAFT, REAR ALXE	2	2			
4	3A1970015	SEAL, OIL	OD94xID60x26	2	2		
5	3A1481010	COLLAR, OIL SEAL	D101.6x10t	2	2		
6	3A1970036	BEARING, TAPER	#32011(OD90xID55x23)	4	4		
7	A1481059	SPACER, AXLE SAHFT	OD73xID55.5x16L	2	2		
8	A1481057	GEAR, FINAL DRIVE	74T	2	2		
9	A0661073	PLATE, LOCK	D46x82x1.5	2	2		
10	A0611040	NUT, LOCK	M45x1.5	2	2		
11	A0610281	PLUG, DRAIN	M20x1.5	6	6		
12	A10263360	SEAL	OD26xID20x1.5t	6	6		
13	A1481024	BEARING, ROLLER	NJ2208(OD80xID40x23)	2	2		
14	A0863080	BEARING, BALL	#6308(OD90xID40x23)	4	4		
15	A1481056	PINION, FINAL DRIVE	12T	2	2		
16	S423102010	PIN, PAR A-TY.(h7)	D10x20	4	4		
17	S101141143	BOLT, HEX.	M14x2.0	12	12		
18	S362140013	WASHER, SPR. 2-TY.	D14.2x4.2t	30	30		
19	S301140043	NUT, HEX. 1-TY.	M14x2.0	4	4		
20	S101149043	BOLT, HEX.	M14x2.0	10	10		

FRONT & REAR WHEEL(TIRE)

FIG. 5-8B

G. 490



FRONT & REAR WHEEL(TIRE)

A-N41, B-N47

A-N41(Neo41), B-N47(Neo47)

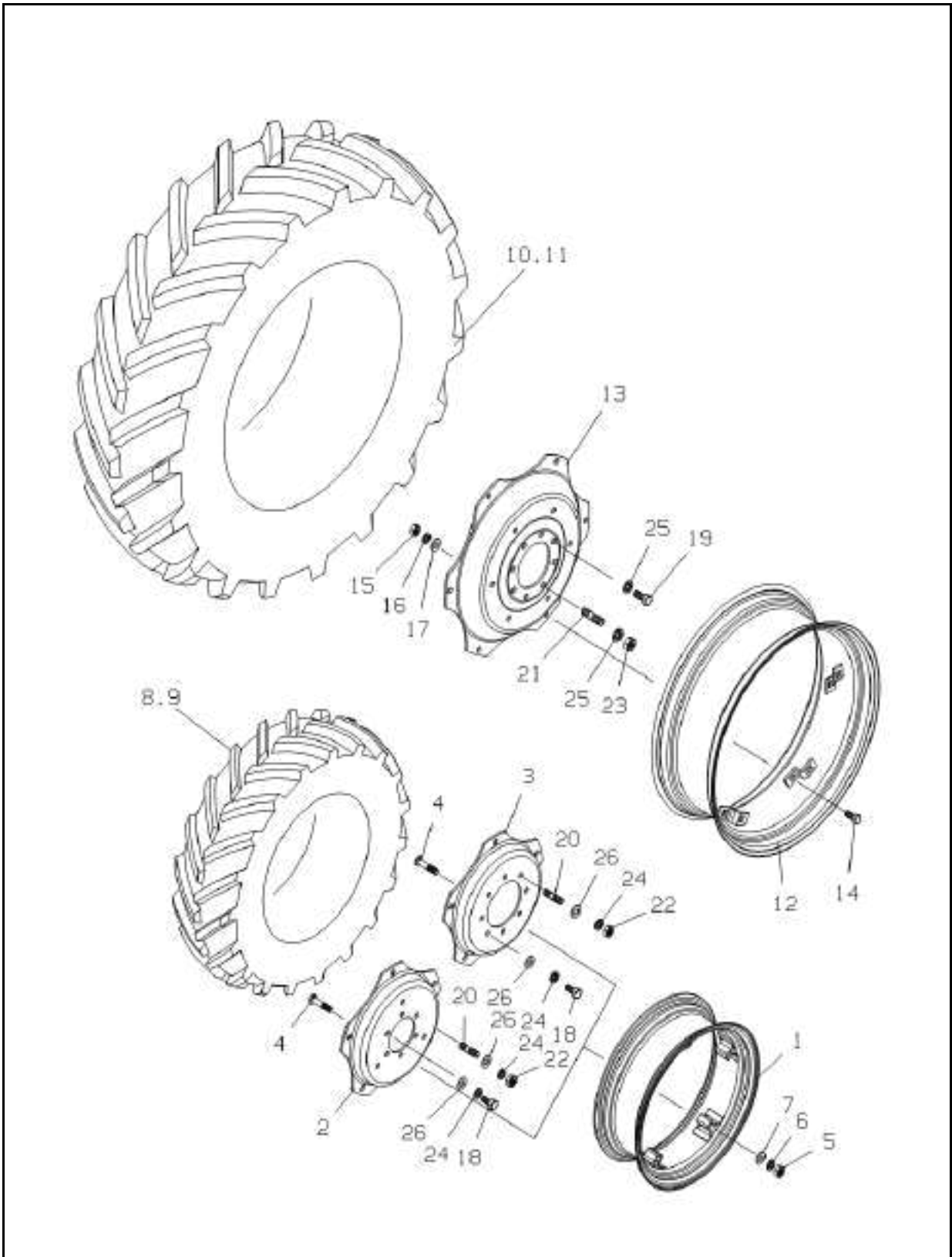
FIG. 5-8B EX

NO.	PART NO.	PART NAME & DESCRIPTION	QTY			APP. NO	REM.
			A	B			
1-6	A1490164	FRONT RIM & DISK ASSY	W7X20	2	*		8HOLE
	A1490113	FRONT RIM & DISK ASSY	W7X20	*	2		8HOLE
1	A1490126	RIM, FRONT	W7X20	1	1		
2	A1490091	DISK, FRONT		1	1		8HOLE
3	A1495036	BOLT, WHEEL DISC	M16X1.5	5	5		
4	A1495037	NUT, WHEEL DISC	M16X1.5	5	5		
5	S361160013	WASHER, SPR. 1-TY.	D28Xd16.2Xt4	5	5		
6	S363160013	WASHER, PLN. S-RD.	D28/d17X3t	5	5		
7-8	A1494016	FRONT TIRE ASSY		*	2		
	A1494028	FRONT TIRE ASSY		2	*		
7	A1494017	TIRE, FRONT	9.5-20 (6PR)	*	1		
	A1494029	TIRE, FRONT	8.3-20(6PR)	1	*		
8	A1494020	TUBE, FRONT		*	1		
	A1494032	TUBE, FRONT		1	*		
9-10	A1495021	REAR TIRE ASSY		*	2		
9	3A1495009	REAR TIRE ASSY		2	*		
	A1495022	TIRE, HIGH LUG	13.6-28 (6PR)	*	1		
	A01495008	TIRE, HIGH LUG	12.4-28(6PR)	1	*		
10	A1495025	TUBE, REAR		*	1		
	A01495003	TUBE, REAR		1	*		
11-16	A1495038	REAR WHEEL ASSY	W12x28	2	*		
	A1495028	REAR WHEEL ASSY	W10x28	*	2		
11	A1495039	RIM, REAR		*	1		
	A1495032	RIM, REAR		1	*		
12	A1495040	DISC, REAR		1	1		
13	A1495033	DISC, REAR		*	1		
	A1495036	BOLT, WHEEL DISC	M16x1.5	*	6		
	3A1970077	BOLT, WHEEL DISC	M16x1.5	6	*		
14	A1495037	NUT, WHEEL DISC	M16x1.5x16H	*	6		
	S306160013	NUT, HEX. 2-TY.	M16x1.5	6	*		
15	S361160013	WASHER, SPR. 1-TY.	D28xd16.2xt4	6	6		
16	S363160013	WASHER, PLN. S-RD.	D28/d17x3t	*	6		
17	S103163543	BOLT, HEX.	M16x1.5x35L	12	12		
18	S103183543	BOLT, HEX.	M18x1.5x35	12	12		
19	S167163023	BOLT, STUD	M16x1.5x30	4	4		
20	S167183023	BOLT, STUD	M18x1.5x30	4	4		
21	S302160043	NUT, HEX. 1-TY.	M16x1.5	4	4		
22	S302180043	NUT, HEX. 1-TY.	M18xP1.5	4	4		
23	S361160013	WASHER, SPR. 1-TY.	D28xd16.2xt4	16	16		
24	S361180013	WASHER, SPR. 1-TY.	D31xd18.2xt4.6	16	16		
25	S368160013	WASHER, PLN HI-STR	D32xd17xt4.5	12	12		

FRONT & REAR WHEEL(TIRE)

FIG. 5-8

G. 490



FRONT & REAR WHEEL(TIRE)

A-N41, B-N47

A-N41(Neo41), B-N47(Neo47)

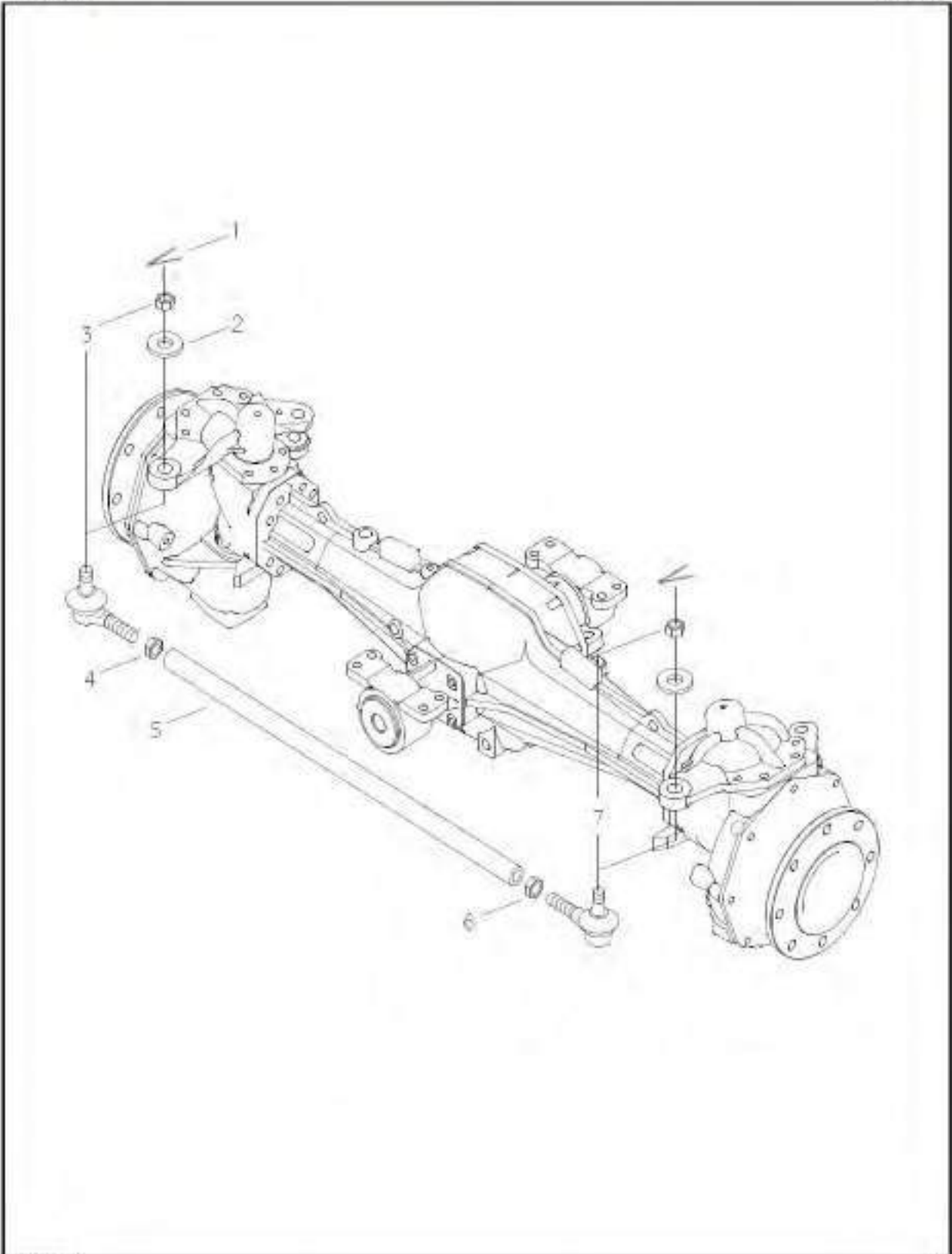
FIG. 5-8

NO.	PART NO.	PART NAME & DESCRIPTION	QTY			APP. NO	REM.
			A	B			
1-7	A1490164	FRONT RIM & DISK ASSY	W7X20	2	*		
	A1490113	FRONT RIM & DISK ASSY	W7X20	*	2		
1	A1490126	RIM, FRONT	W7X20	1	1		
2	A1494039	DISK, FRONT	W7X20X7T	1	*		
3	A1490091	DISK, FRONT		*	1		
4	A1495036	BOLT, WHEEL DISC	M16X1.5	5	5		
5	A1495037	NUT, WHEEL DISC	M16X1.5	5	5		
6	S361160013	WASHER, SPR. 1-TY.	D28Xd16.2Xt4	5	5		
7	S363160013	WASHER, PLN. S-RD.	D28/d17X3t	5	5		
8-9	A1494016	FRONT TIRE ASSY		*	2		
	A1494028	FRONT TIRE ASSY		2	*		
8	A1494017	TIRE, FRONT	9.5-20 (6PR)	*	1		
	A1494029	TIRE, FRONT	8.3-20(6PR)	1	*		
9	A1494020	TUBE, FRONT		*	1		
	A1494032	TUBE, FRONT		1	*		
10-11	A1495021	REAR TIRE ASSY		*	2		
	3A1495009	REAR TIRE ASSY		2	*		
10	A1495022	TIRE, HIGH LUG	13.6-28 (6PR)	*	1		
	A01495008	TIRE, HIGH LUG	12.4-28(6PR)	1	*		
11	A1495025	TUBE, REAR		*	1		
	A01495003	TUBE, REAR		1	*		
12-17	A1495038	REAR WHEEL ASSY	W12x28	2	*		
	A1495028	REAR WHEEL ASSY	W10x28	*	2		
12	A1495039	RIM, REAR		*	1		
	A1495032	RIM, REAR		1	*		
13	A1495040	DISC, REAR		1	1		
	A1495033	DISC, REAR		*	1		
14	A1495036	BOLT, WHEEL DISC	M16x1.5	*	6		
	3A1970077	BOLT, WHEEL DISC	M16x1.5	6	*		
15	A1495037	NUT, WHEEL DISC	M16x1.5x16H	*	6		
	S306160013	NUT, HEX. 2-TY.	M16x1.5	6	*		
16	S361160013	WASHER, SPR. 1-TY.	D28xd16.2xt4	6	6		
17	S363160013	WASHER, PLN. S-RD.	D28/d17x3t	*	6		
18	S103163543	BOLT, HEX.	M16x1.5x35L	12	12		
19	S103183543	BOLT, HEX.	M18x1.5x35	12	12		
20	S167163023	BOLT, STUD	M16x1.5x30	4	4		
21	S167183023	BOLT, STUD	M18x1.5x30	4	4		
22	S302160043	NUT, HEX. 1-TY.	M16x1.5	4	4		
23	S302180043	NUT, HEX. 1-TY.	M18xP1.5	4	4		
24	S361160013	WASHER, SPR. 1-TY.	D28xd16.2xt4	16	16		
25	S361180013	WASHER, SPR. 1-TY.	D31xd18.2xt4.6	16	16		
26	S368160013	WASHER, PLN HI-STR	D32xd17xt4.5	12	12		

TIE ROD

FIG. 6-1

G. 610



TIE ROD

A-SN43, B-SN47

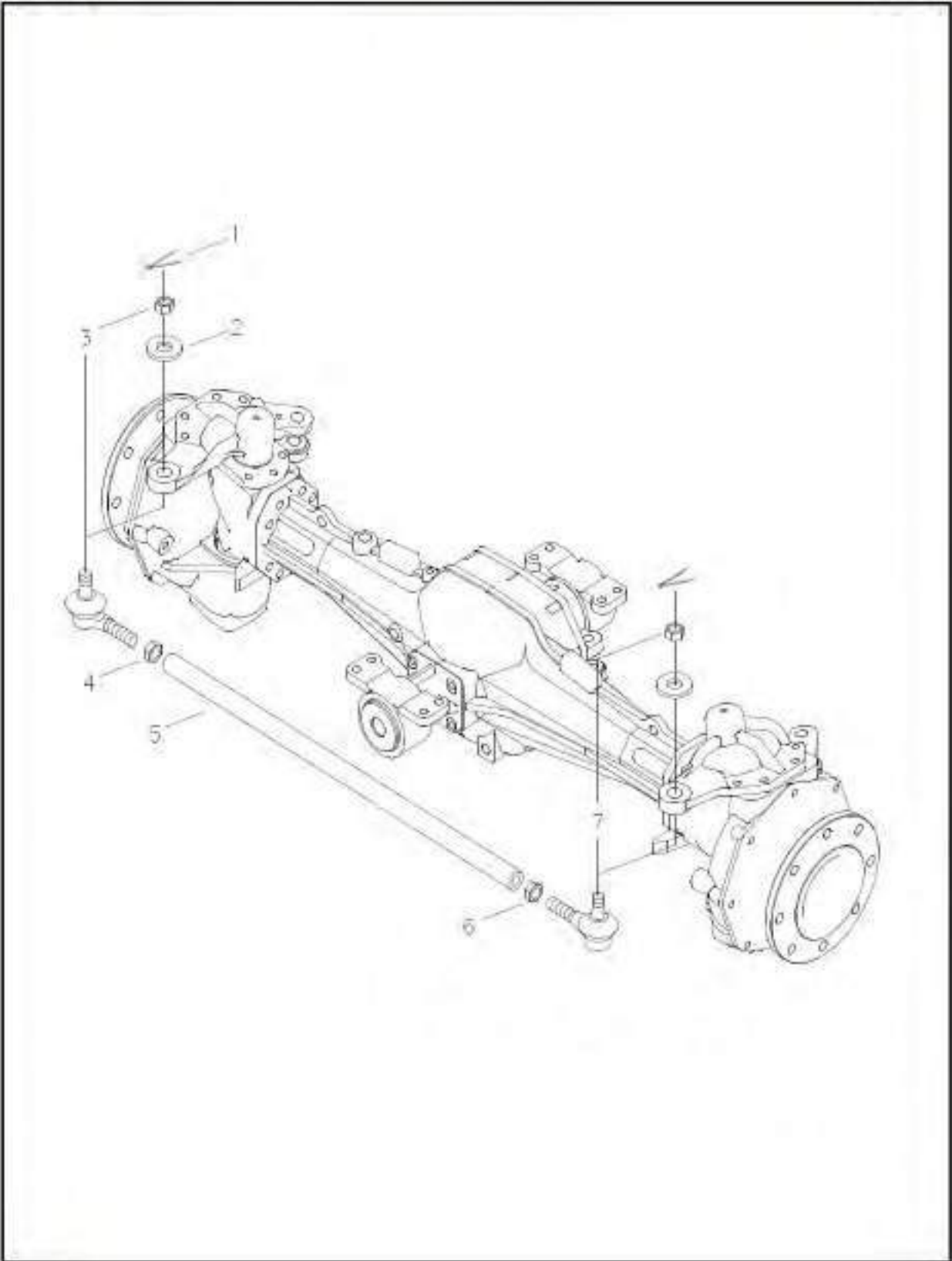
FIG. 6-1

NO.	PART NO.	PART NAME & DESCRIPTION		QTY		APP. NO	REM.
				A	B		
1	S441403613	PIN, SPLIT	Φ4×36	2	2		
2	S365164013	WASHER, PIN	3t	2	2		
3-7	A1610029	TIE ROD ASSY		1	1		
3	A1610036	END, TIE ROD(R)		1	1		
4	S310180043	NUT, HEX(R)	M18×1.5	1	1		
5	A1610032	PIPE, TIE ROD	Φ30	1	1		
6	A1610016	NUT, HEX(L)	M18×1.5	1	1		
7	A1610035	END, TIE ROD(L)		1	1		

TIE ROD

FIG. 6-1

G. 610



05-09-01

00

TIE ROD

A-SN43, B-SN47

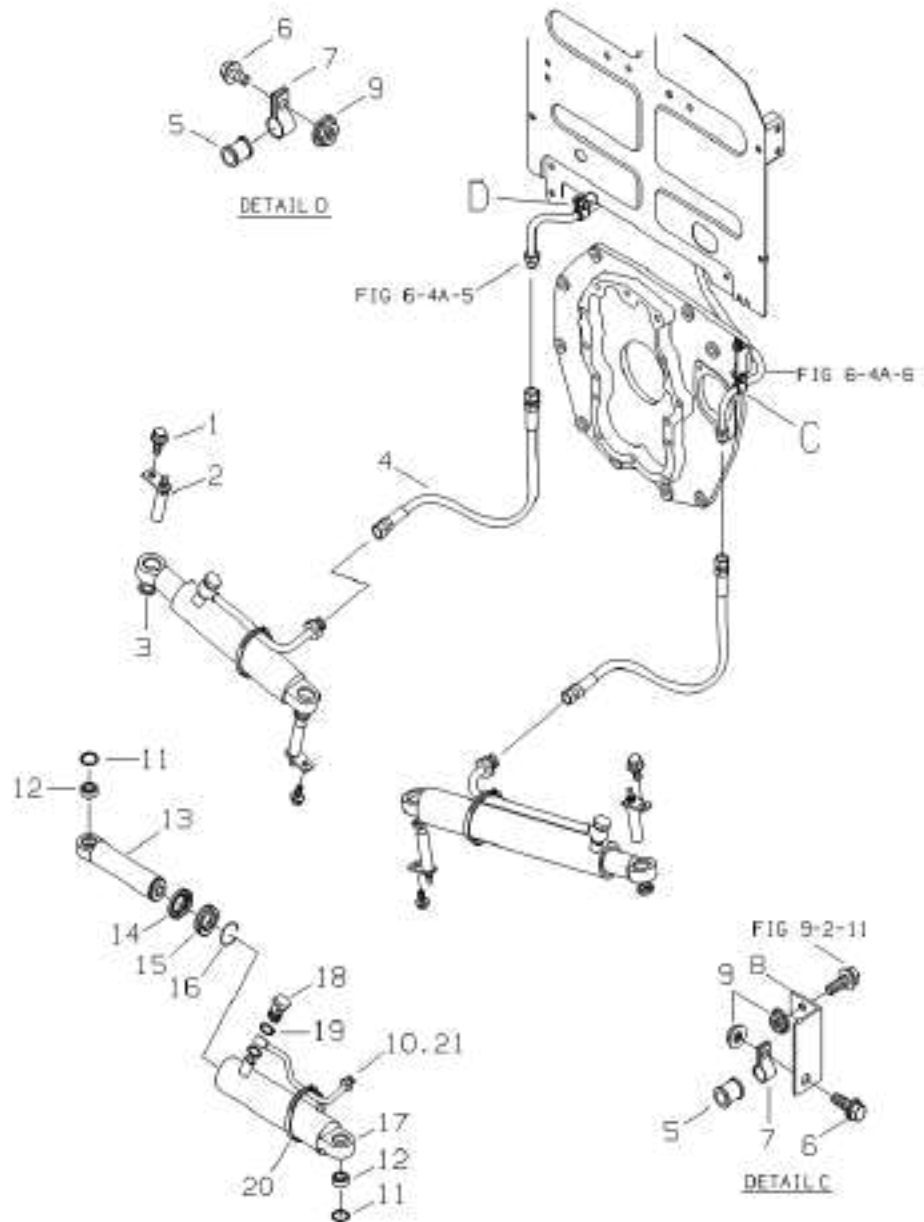
FIG. 6-1

NO.	PART NO.	PART NAME & DESCRIPTION		QTY		APP. NO	REM.
				A	B		
1	S441403613	PIN, SPLIT	Φ4×36	2	2		
2	A1402060	WASHER, PIN	3t	2	2		
3-7	A1610029	TIE ROD ASSY		1	1		
3	A1610036	END, TIE ROD(R)		1	1		
4	S310180043	NUT, HEX(R)	M18×1.5	1	1		
5	A1610032	PIPE, TIE ROD	Φ30	1	1		
6	A1610016	NUT, HEX(L)	M18×1.5	1	1		
7	A1610035	END, TIE ROD(L)		1	1		

STEERING CYLINDER & LINES

FIG. 6-2A

G. 630



STEERING CYLINDER & LINES

A-N41, B-N47

A-N41(Neo41), B-N47(Neo47)

FIG. 6-2A

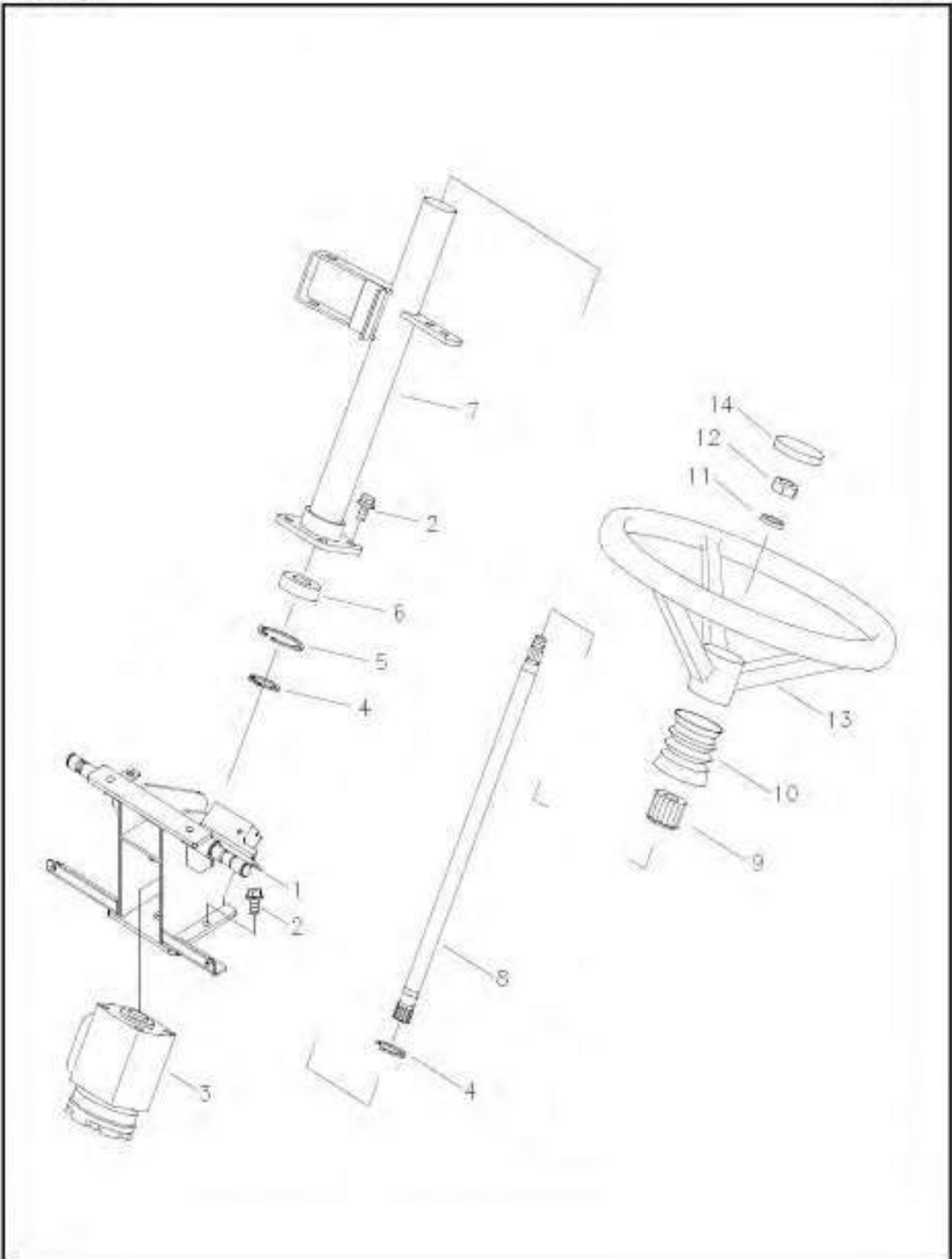
(F)

NO.	PART NO.	PART NAME & DESCRIPTION		QTY		APP. NO	REM.
				A	B		
1	S154102033	BOLT, HEX	M10×1.25×20	4	4		
2	A1630327	PIN, STEERING		4	4		
3	A1630135	SPACER	Φ20×5t	4	4		
4	A1630279	HOSE, P/STEERING HYD		2	2		
5	A1630239	RUBBER, CLAMP		2	2		
6	S155082533	BOLT, HEX	M8×1.25×25	2	2		
7	A1630238	CLAMP		2	2		
8	A1630407	BRACKET, CLAMP		1	1		
9	S345080013	NUT, FLANGE B-TY	M8×1.25	3	3		
10-20	A1630267	CYLINDER ASSY(L)		1	1		
11-21	A1630268	CYLINDER ASSY(R)		1	1		
10	A1630277	PIPE, CYLINDER (L)		1	1		
11	S813035001	RING, SNAP	D35	2	2		
12	A1630159	BUSHING, BALL		2	2		
13	A1630270	ROD, PISTON	Φ43	1	1		
14	A1630273	SEAL, DUST	Φ43	1	1		
15	A1630272	PACKING	Φ43	1	1		
16	A1630274	RING, WIRE	Φ2	1	1		
17	A1630269	CYLINDER	Φ51	1	1		
18	A1630201	BOLT, UNION	PF3/8	1	1		
19	A1630195	WASHER, COPPER	Φ16.8×1t	2	2		
20	A1970201J	CLAMP	Φ46~Φ78	1	1		
21	A1630278	PIPE, CYLINDER (R)		1	1		

STEERING WHEEL & COLUMN

FIG. 6-3A

G. 630



STEERING WHEEL & COLUMN

A-N41, B-N47

A-N41(Neo41), B-N47(Neo47)

FIG. 6-3A

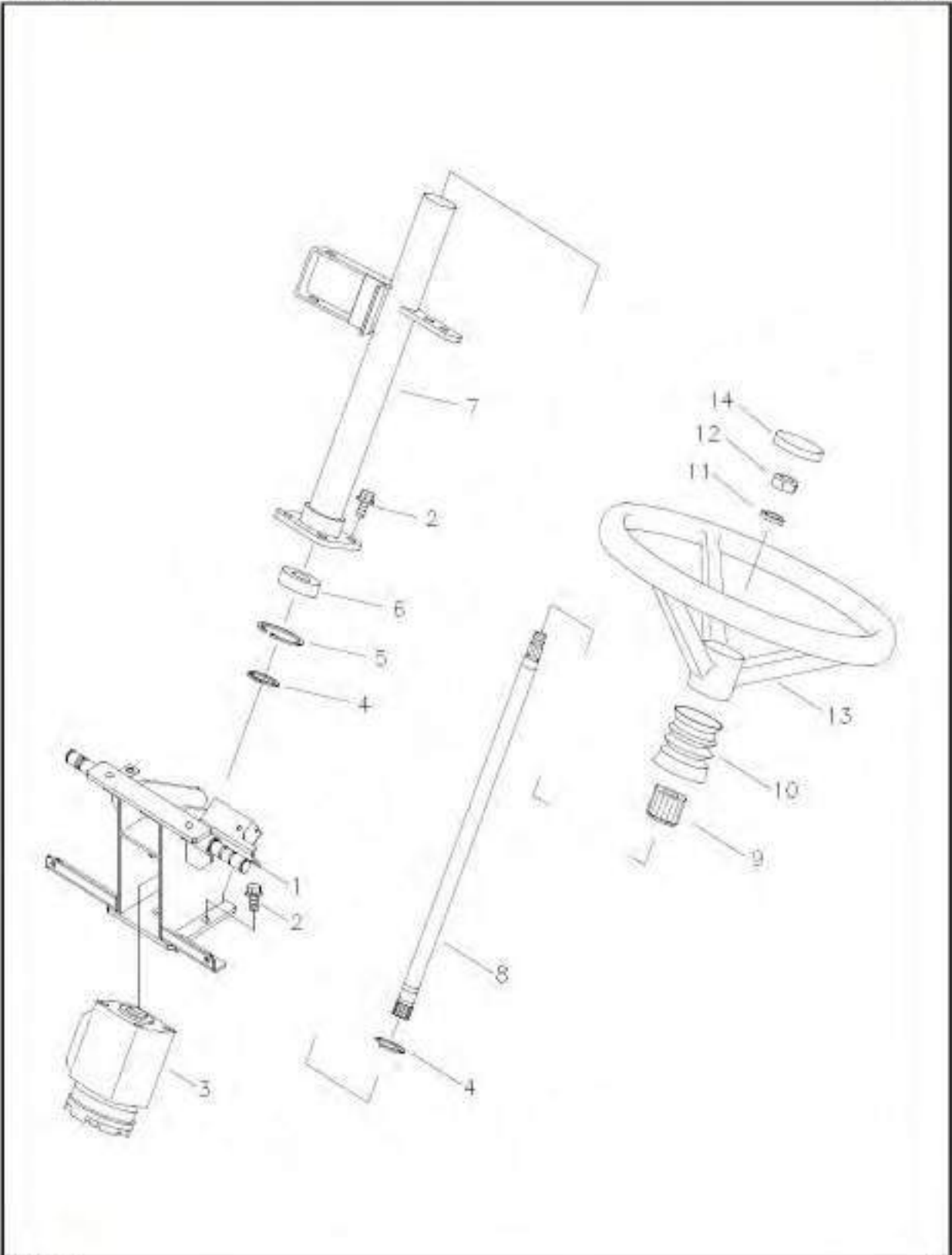
(F)

NO.	PART NO.	PART NAME & DESCRIPTION		QTY		APP. NO	REM.
				A	B		
1	A1630401	BRACKET, STR. UNIT		1	1		
2	S154102533	BOLT, HEX	M10x1.25x25	8	8		
3	A1630625	STEERING UNIT	80cc/rev	1	1		
4-9	A1630391	STR, COLUMN ASSY		1	1		
4	S810020001	RING, SNAP	Φ18.5x1.2	2	2		
5	S811042001	RING, SNAP(C)H	Φ45.5x1.75	1	1		
6	A1970233	BEARING	6004DD (OD90xID40x23)	1	1		
7	A1630399	COLUMN, STEERING	OD42	1	1		
8	A1630400	SHAFT, STEERING	Φ20	1	1		
9	A1630153	SEAL, STEERING		1	1		
10	A1630127	COVER, RUBBER		1	1		
11	S361140013	WASHER, SPR	Φ14.2x3.5	1	1		
12	S314140013	NUT, HEX	M14x1.5	1	1		
13-14	A5002130	STR, WHEEL ASSY		1	1		
13	A5001458	WHEEL, STEERING		1	1		
14	A5000583	CAP, WHEEL		1	1		

STEERING WHEEL & COLUMN

FIG. 6-3A

G. 630



STEERING WHEEL & COLUMN

A-N41, B-N47

A-N41(Neo41), B-N47(Neo47)

FIG. 6-3A

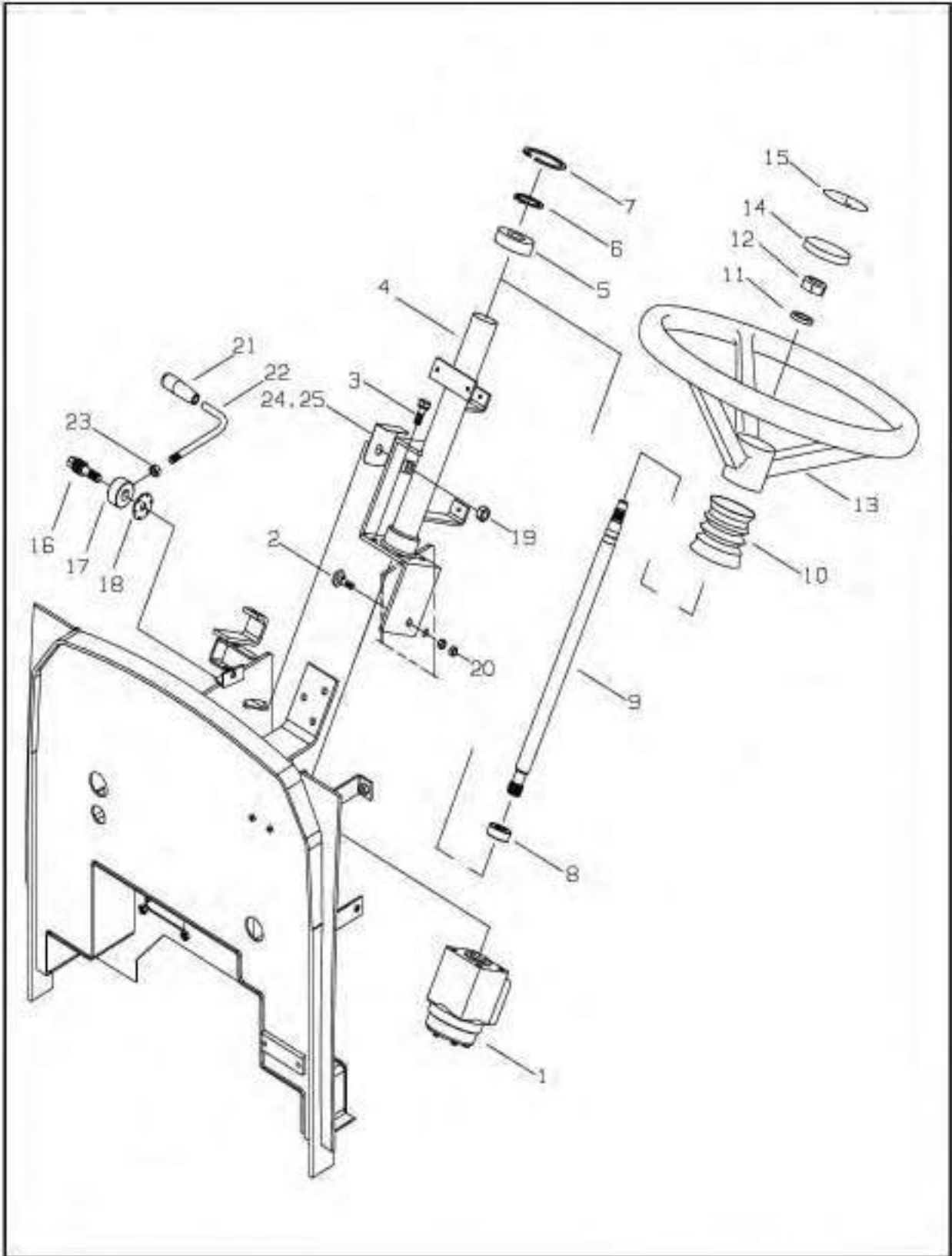
(F)

NO.	PART NO.	PART NAME & DESCRIPTION		QTY		APP. NO	REM.
				A	B		
1	A1630401	BRACKET, STR. UNIT		1	1		
2	S154102533	BOLT, HEX	M10x1.25x25	8	8		
3	A1630284	STEERING UNIT	80cc/rev	1	1		
4-9	A1630391	STR, COLUMN ASSY		1	1		
4	S810020001	RING, SNAP	Φ18.5x1.2	2	2		
5	S811042001	RING, SNAP(C)H	Φ45.5x1.75	1	1		
6	A1970233	BEARING	6004DD (OD90xID40x23)	1	1		
7	A1630399	COLUMN, STEERING	OD42	1	1		
8	A1630400	SHAFT, STEERING	Φ20	1	1		
9	A1630153	SEAL, STEERING		1	1		
10	A1630127	COVER, RUBBER		1	1		
11	S361140013	WASHER, SPR	Φ14.2x3.5	1	1		
12	S314140013	NUT, HEX	M14x1.5	1	1		
13-14	A5002130	STR, WHEEL ASSY		1	1		
13	A5001458	WHEEL, STEERING		1	1		
14	A5000583	CAP, WHEEL		1	1		

STEERING WHEEL & COLUMN

FIG. 6-3B

G. 630



STEERING WHEEL & COLUMN

A-N41, B-N47

A-N41(Neo41), B-N47(Neo47)

FIG. 6-3B

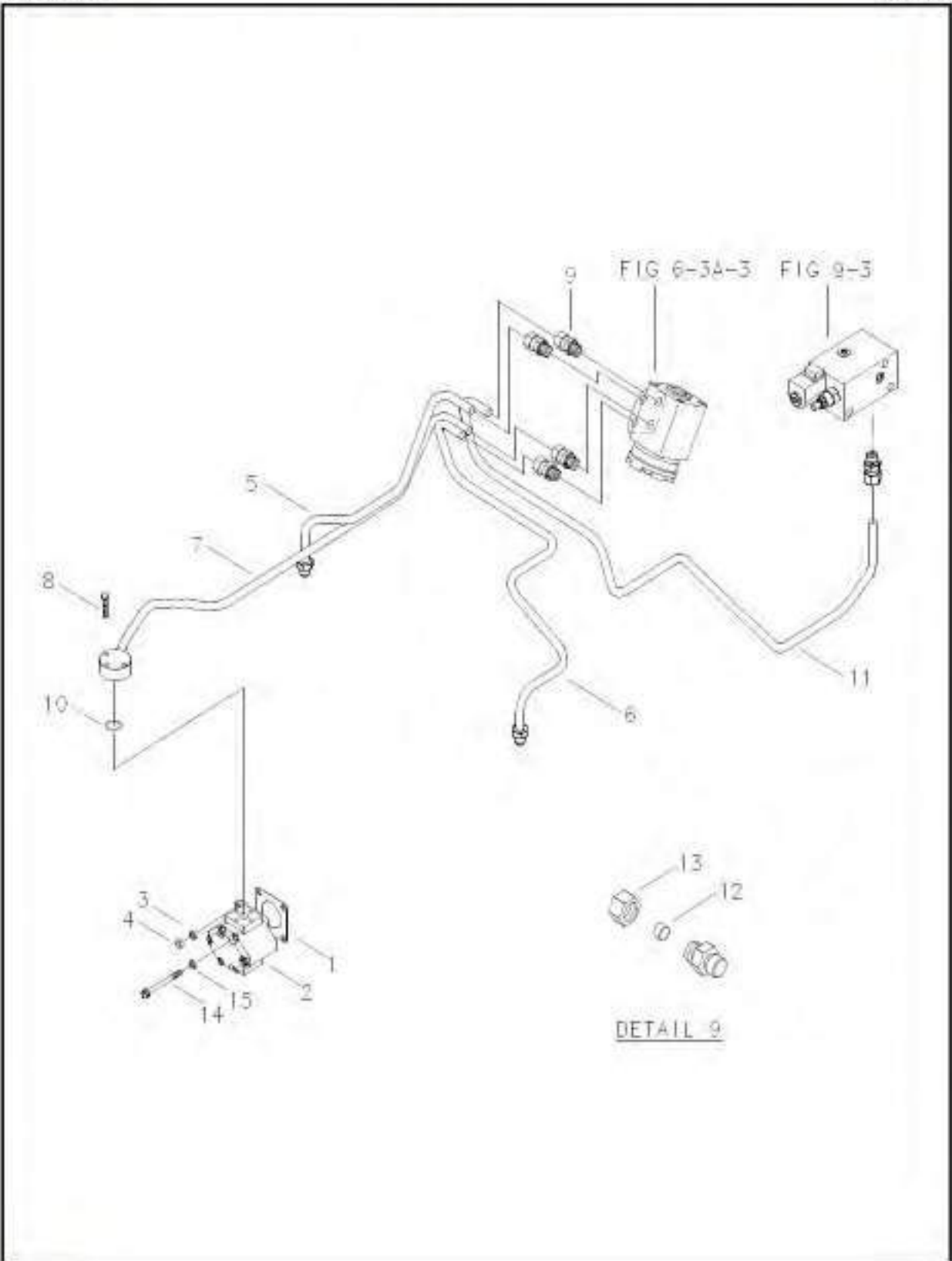
(C)

NO.	PART NO.	PART NAME & DESCRIPTION		QTY			APP. NO	REM.
				A	B			
1	A1630585	STEERING UNIT	80cc/rev	1	1			
2	A1630417	BOLT, TILTING HINGE	M8x1.25	1	1			
3	S153102533	BOLT, HEX	M10x1.5x25	4	4			
4-9	A1630591	STR, COLUMN ASSY		1	1			
4	A1630592	COLUMN, STEERING	OD42.7	1	1			
5	A0869044	BEARING	6904DD (OD37xD20x9)	1	1			
6	S810020001	RING, SNAP	Φ18.5x1.2	1	1			
7	S811037001	RING, SNAP(C)H	Φ39.8x1.5	1	1			
8	A1630622	SEAL, STEERING		1	1			
9	A1630593	SHAFT, STEERING	Φ22	1	1			
10	A1630127	COVER, RUBBER		1	1			
11	S361140013	WASHER, SPR	Φ14.2x3.5	1	1			
12	S314140013	NUT, HEX	M14x1.5	1	1			
13-15	A5002130	STR. WHEEL ASSY		1	1			
13	A5001458	WHEEL, STEERING		1	1			
14	A5000583	CAP, WHEEL		1	1			
15	A1981077	DECAL, LS MARK		1	1			
16	A1630418	BOLT, TILTING GUIDE	M12x1.25	1	1			
17	A1630420	ARM, TILTING LOCKING		1	1			
18	A1630419	PLATE, TILTING LOCKING		1	1			
19	S306120013	NUT, HEX	M12x1.25	1	1			
20	S313080013	NUT, HEX	M8x1.25	2	2			
21	A1970242	GRIP, VALVE LEVER		1	1			
22	A1630421	LEVER, TILTING LOCKING		1	1			
23	S301100013	NUT, HEX	M10x1.25	1	1			
24	A1630464	LINER, STR. TILTING	0.5T	AR	AR			
25	A1630465	LINER, STR. TILTING	1T	AR	AR			

STEERING LINES

FIG. 6-4A

G. 630



STEERING LINES

A-N41, B-N47

A-N41(Neo41), B-N47(Neo47)

FIG. 6-4A

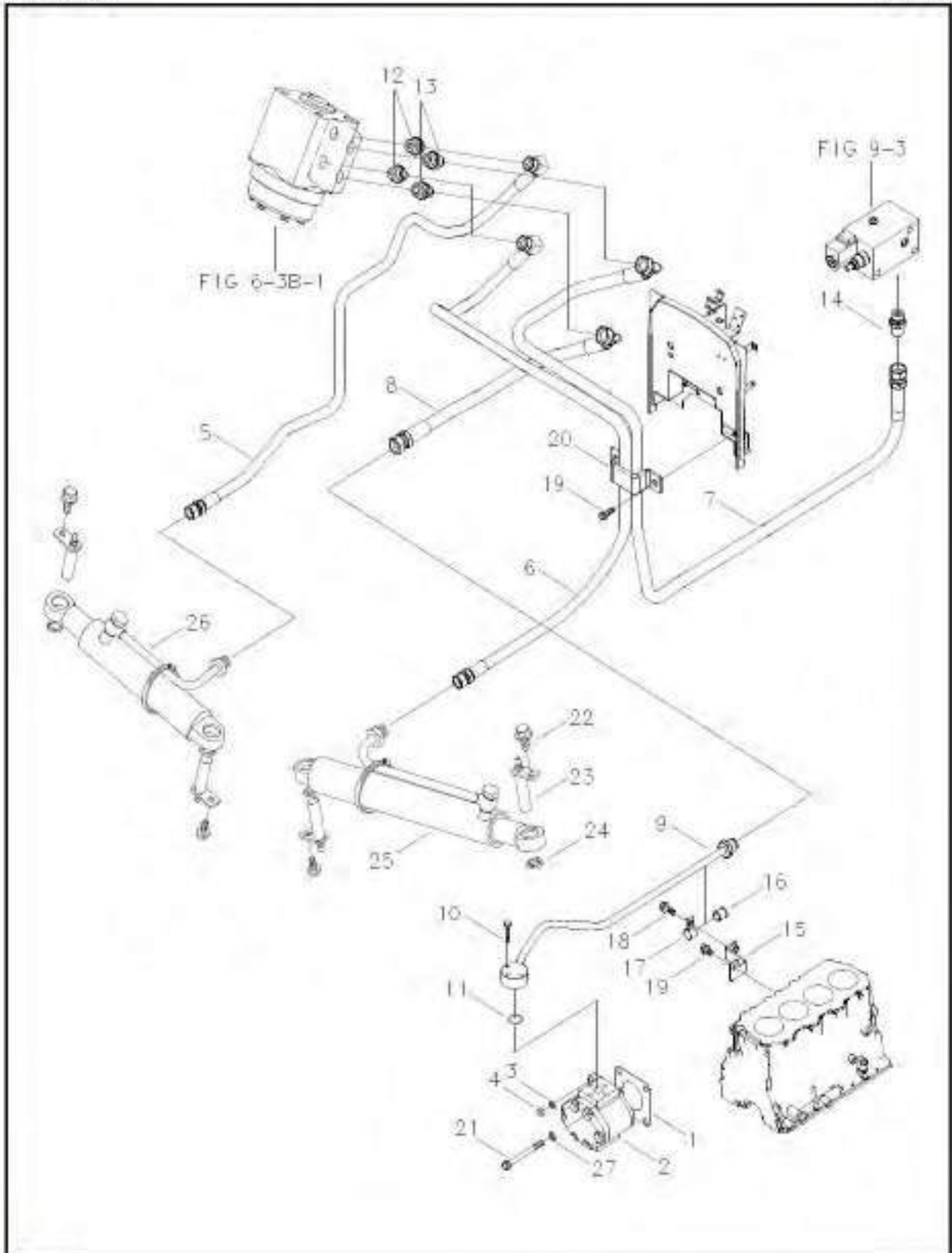
(F)

NO.	PART NO.	PART NAME & DESCRIPTION		QTY		APP. NO	REM.
				A	B		
1	3A1823010	PACKING, PUMP	0.6t	1	1		
2	A1630428	PUMP, STEERING	7.2cc/rev	1	1		
3	S361080013	WASHER, SPRING	Φ8.2×2t	2	2		
4	S313080043	NUT, HEX	M8×1.25	2	2		
5,9	A1NMS102	S/PRESSURE PIPE ASSY(LH)		1	1		
5	A1630394	PIPE, P/S(R)	Φ12×1t	1	1		
6,9	A1NMS103	S/PRESSURE PIPE ASSY(RH)		1	1		
6	A1630395	PIPE, P/S(L)	Φ12×1t	1	1		
7,9	A1630583	S/PRESSURE ASSY		1	1		
7	A1630584	PIPE, P/S PRESSURE	Φ12×1t	1	1		
8	S153063033	BOLT, HEX	M6×1.0×30	3	3		
9	A1630144	JOINT	BOM12-03G	5	5		
10	S801018010	O-RING	D17.8×2.4	1	1		
9,11	A1NMS003	S/DRAIN PIPE ASSY		1	1		
11	A1630397	PIPE, P/S DRAIN	Φ12×1t	1	1		
12	A1630169	SLEEVE	Φ12	1	1		
13	A1630170	NUT, HEX		1	1		
14	S153089033	BOLT, HEX	M8×1 25x90	2	2		
15	S363080013	WASHER, PLN	Φ8.4×2t	2	2		

STEERING LINES

FIG. 6-4B

G. 630



STEERING LINES

A-N41, B-N47

A-N41(Neo41), B-N47(Neo47)

FIG. 6-4B

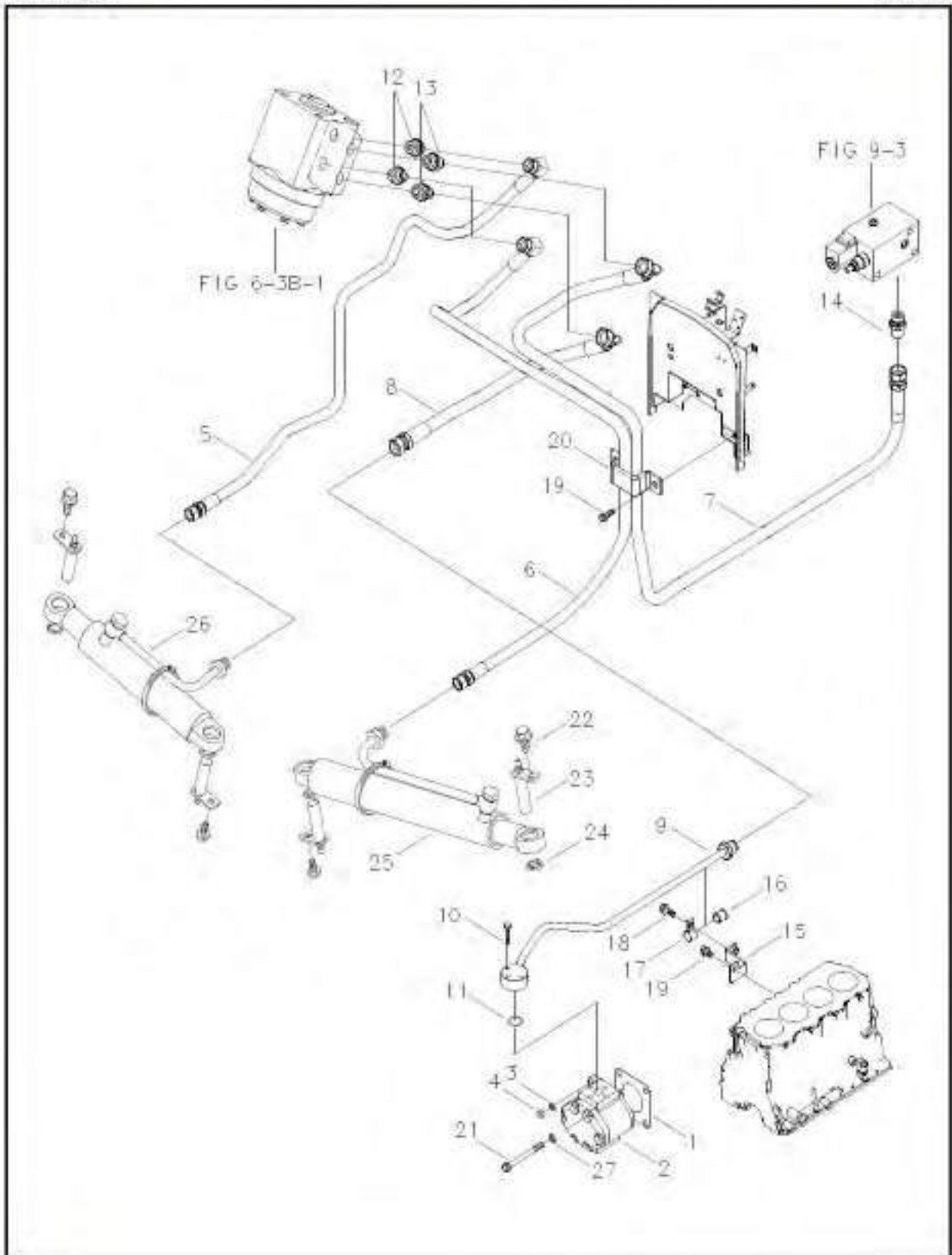
(C)

NO.	PART NO.	PART NAME & DESCRIPTION		QTY		APP. NO	REM.
				A	B		
1	3A1823010	PACKING, PUMP	0.6t	1	1		
2	A1630428	PUMP, STEERING	7.2cc/rev	1	1		
3	S361080013	WASHER, SPRING	Φ8.2×2t	2	2		
4	S313080043	NUT, HEX	M8×1.25	2	2		
5	A1630411	HOSE, STR.CYLINDER(RH)	PF 3/8	1	1		
6	A1630410	HOSE, STR. CYLINDER(LH)	PF 3/8	1	1		
7	A1630409	HOSE, STR. DRAIN	PF 1/2	1	1		
8	A1630408	HOSE, STR. PRESSURE	PF 1/2	1	1		
9	A1630582	PIPE, STR.	Φ12	1	1		
10	S153063033	BOLT, HEX	M6×1.0×30	3	3		
11	S801018010	O-RING	D17.8×2.4	1	1		
12	A1630412	JOINT	HOFM-0304G	2	2		
13	A5001296	JOINT	HOFM-0404G	2	2		
14	A5001292	JOINT	HOFM-0403G	1	1		
15	A1630422	BRACKET, PIPE CLAMP		1	1		
16	A1630239	RUBBER, CLAMP		1	1		
17	A1630238	CLAMP, STR. PIPE		1	1		
18	S155082533	BOLT, HEX, W/WASHER	M8×1.25×25	1	1		
19	S155081633	BOLT, HEX, W/WASHER	M8×1.25×16	3	3		
20	A1630437	CLAMP, STR. HOSE		1	1		
21	S153089033	BOLT, HEX, W/WASHER	M8×1.25×90	2	2		
22	S154102033	BOLT, HEX	M10×1.25×20	4	4		
23	A1630327	PIN, STEERING		4	4		
24	A1630135	SPACER	Φ20×5t	4	4		
25	A1630267	CYLINDER ASSY(L)		1	1		
26	A1630268	CYLINDER ASSY(R)		1	1		
27	S363080013	WASHER, PLN	Φ8.4×2t	2	2		

STEERING LINES

FIG. 6-4B

G. 630



STEERING LINES

A-N41, B-N47

A-N41(Neo41), B-N47(Neo47)

FIG. 6-4B

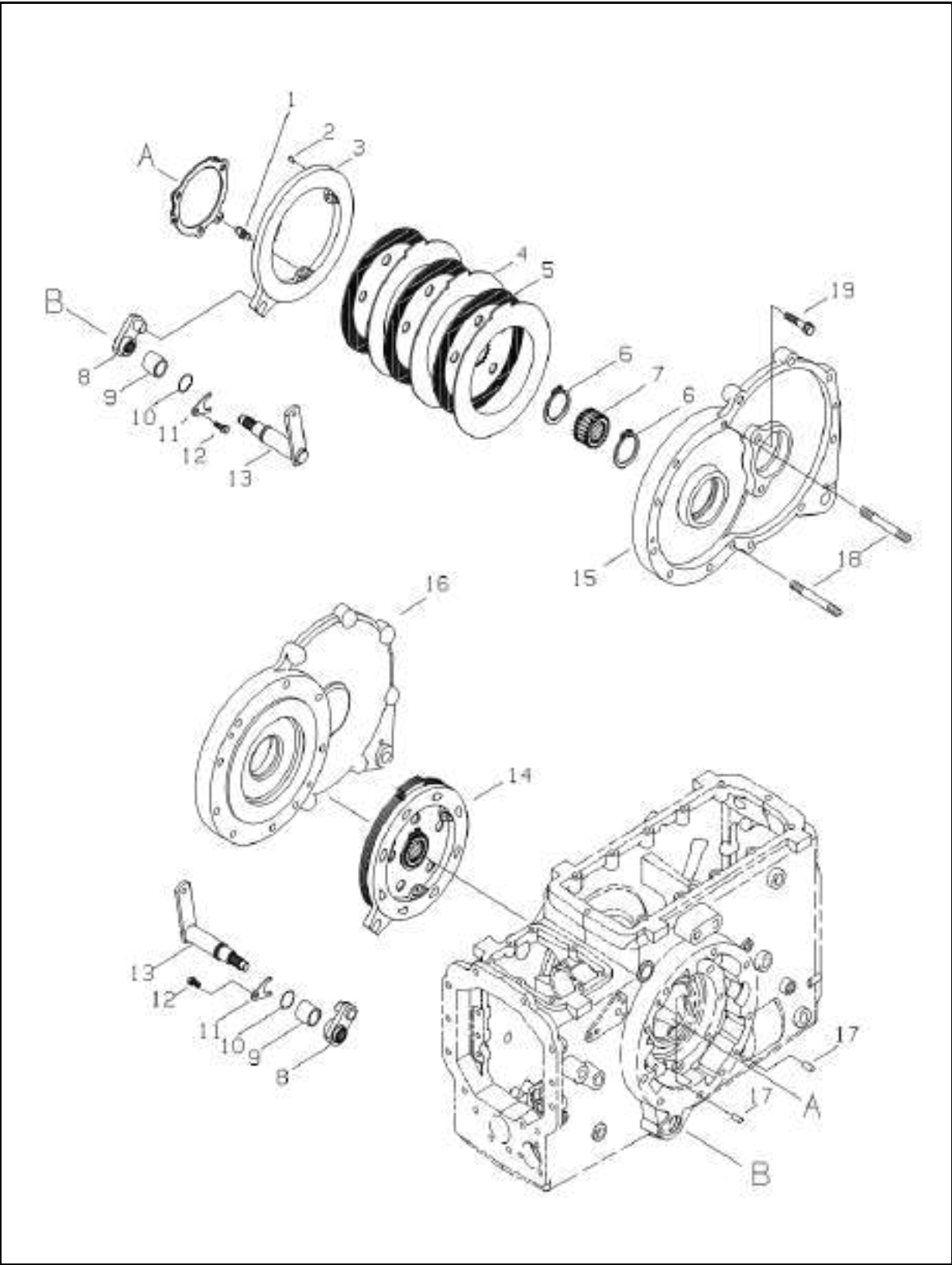
(C)

NO.	PART NO.	PART NAME & DESCRIPTION		QTY		APP. NO	REM.
				A	B		
1	3A1823010	PACKING, PUMP	0.6t	1	1		
2	A1630428	PUMP, STEERING	7.2cc/rev	1	1		
3	S361080013	WASHER, SPRING	Φ8.2×2t	2	2		
4	S313080043	NUT, HEX	M8×1.25	2	2		
5	A1630411	HOSE, STR.CYLINDER(RH)	PF 3/8	1	1		
6	A1630410	HOSE, STR. CYLINDER(LH)	PF 3/8	1	1		
7	A1630409	HOSE, STR. DRAIN	PF 1/2	1	1		
8	A1630408	HOSE, STR. PRESSURE	PF 1/2	1	1		
9	A1630423	PIPE, STR.	Φ12	1	1		
10	S153063033	BOLT, HEX	M6×1.0×30	3	3		
11	S801018010	O-RING	D17.8×2.4	1	1		
12	A1630412	JOINT	HOFM-0304G	2	2		
13	A5001296	JOINT	HOFM-0404G	2	2		
14	A5001292	JOINT	HOFM-0403G	1	1		
15	A1630422	BRACKET, PIPE CLAMP		1	1		
16	A1630239	RUBBER, CLAMP		1	1		
17	A1630238	CLAMP, STR. PIPE		1	1		
18	S155082533	BOLT, HEX, W/WASHER	M8×1.25×25	1	1		
19	S155081633	BOLT, HEX, W/WASHER	M8×1.25×16	3	3		
20	A1630437	CLAMP, STR. HOSE		1	1		
21	S153089033	BOLT, HEX, W/WASHER	M8×1.25×90	2	2		
22	S154102033	BOLT, HEX	M10×1.25×20	4	4		
23	A1630327	PIN, STEERING		4	4		
24	A1630135	SPACER	Φ20×5t	4	4		
25	A1630267	CYLINDER ASSY(L)		1	1		
26	A1630268	CYLINDER ASSY(R)		1	1		
27	S363080013	WASHER, PLN	Φ8.4×2t	2	2		

BRAKE

FIG. 7-1

G. 650



BRAKE

A-N41, B-N47

A-N41(Neo41), B-N47(Neo47)

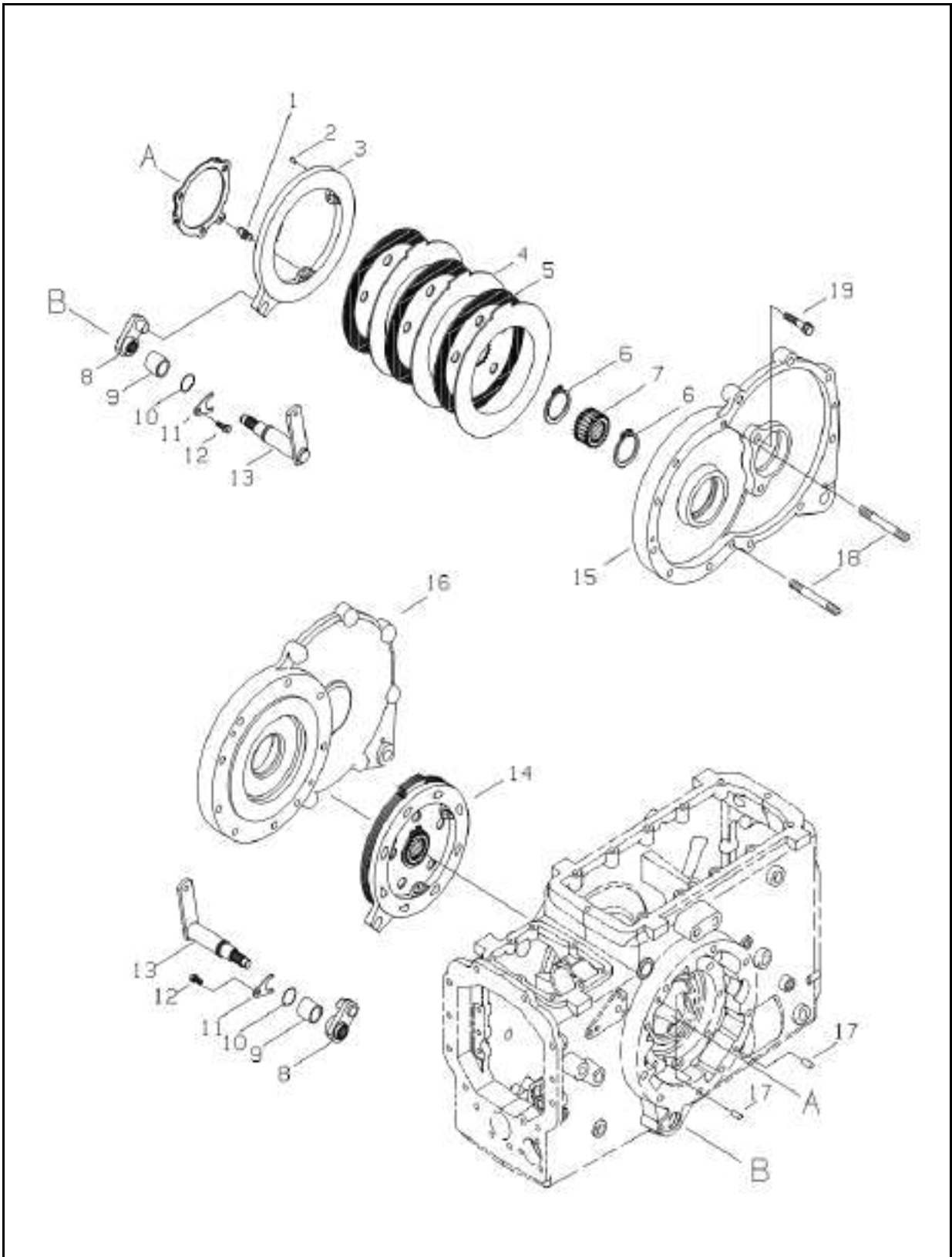
FIG. 7-1

NO.	PART NO.	PART NAME & DESCRIPTION		QTY			APP. NO	REM.
				A	B			
1-7	A1650098	BRAKE ASSY(LH)		1	1			
1	3A1653010	SPRING	D2	3	3			
2	3A1653007	BALL	1/2"	8	8			
3	A1650077	PLATE, CAM(LH)		1	1			
	A1650076	PLATE, CAM(RH)		1	1			
4	A1650107	PLATE, PRESSURE		3	3			
5	A1653063	PLATE, FRICTION		3	3			
6	S810058001	RING, SNAP	D53.8x2t	2	2			
7	A1653057	BOSS, SPLINE		1	1			
8	A1650088	ARM, BRAKE INNER		2	2			
9	A0677815	BUSHING, DU		2	2			
10	S801025010	O-RING (P)		2	2			
11	A1650091	PLATE		2	2			
12	S154102033	BOLT, HEX. W/WASHER	M10x1.25	2	2			
13	A1650089	LEVER, BRAKE(LH)		2	2			
14	A1650097	BRAKE ASSY(RH)		1	1			
15	A1480084	HOUSING, BRAKE(LH)		1	1			
16	A1480085	HOUSING, BRAKE(RH)		1	1			
17	S423102010	PIN, PAR. A-TY.(h7)	D10x20L	4	4			
18	A1280137	BOLT, STUD	M14x2.0	4	4			
19	S101146543	BOLT, HEX. W/WASHER		4	4			

BRAKE

FIG. 7-1

G. 650



BRAKE

A-N41, B-N47

A-N41(Neo41), B-N47(Neo47)

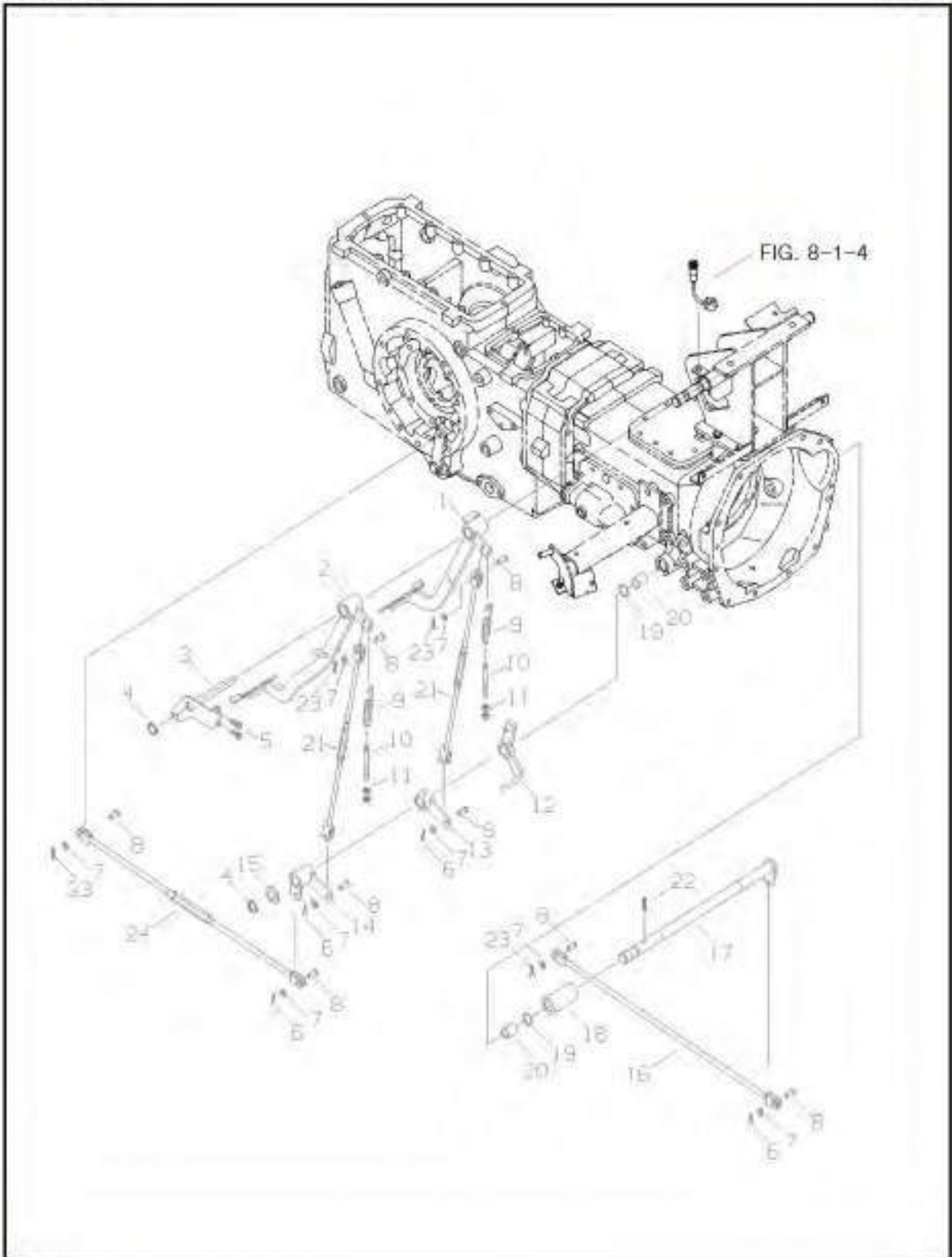
FIG. 7-1

NO.	PART NO.	PART NAME & DESCRIPTION		QTY			APP. NO	REM.
				A	B			
1-7	A1650098	BRAKE ASSY(LH)		1	1			
1	3A1653010	SPRING	D2	3	3			
2	3A1653007	BALL	1/2"	8	8			
3	A1650077	PLATE, CAM(LH)		1	1			
	A1650076	PLATE, CAM(RH)		1	1			
4	A1653107	PLATE, PRESSURE		3	3			
5	A1653063	PLATE, FRICTION		3	3			
6	S810058001	RING, SNAP	D53.8x2t	2	2			
7	A1653057	BOSS, SPLINE		1	1			
8	A1650088	ARM, BRAKE INNER		2	2			
9	A0677815	BUSHING, DU		2	2			
10	S801025010	O-RING (P)		2	2			
11	A1650091	PLATE		2	2			
12	S154102033	BOLT, HEX. W/WASHER	M10x1.25	2	2			
13	A1650089	LEVER, BRAKE(LH)		2	2			
14	A1650097	BRAKE ASSY(RH)		1	1			
15	A1480084	HOUSING, BRAKE(LH)		1	1			
16	A1480085	HOUSING, BRAKE(RH)		1	1			
17	S423102010	PIN, PAR. A-TY.(h7)	D10x20L	4	4			
18	A1280137	BOLT, STUD	M14x2.0	4	4			
19	S101146543	BOLT, HEX. W/WASHER		4	4			

BRAKE PEDALS

FIG. 7-2A

G. 670



BRAKE PEDALS

A-N41, B-N47

A-N41(Neo41), B-N47(Neo47)

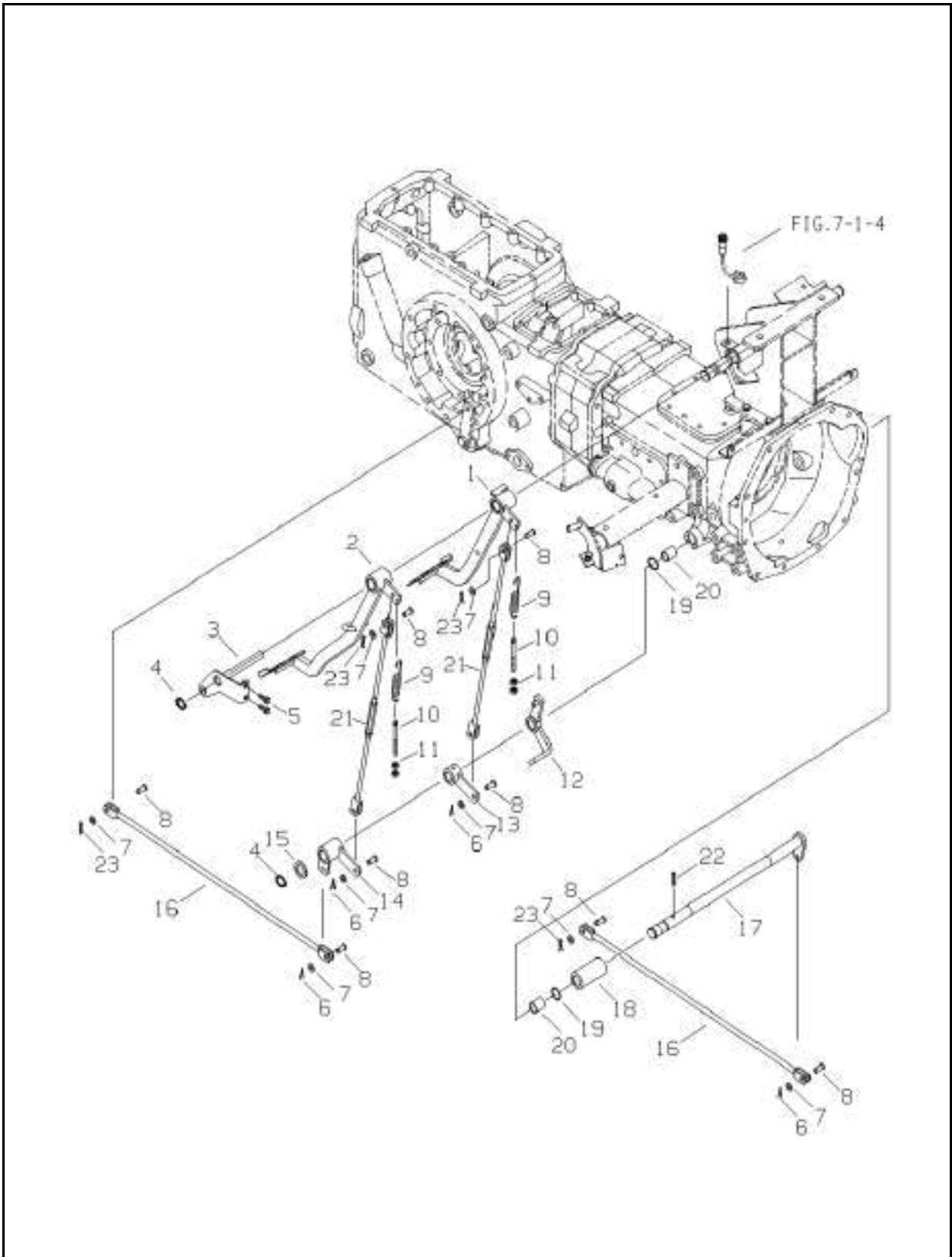
FIG. 7-2A DO (F)

NO.	PART NO.	PART NAME & DESCRIPTION	QTY			APP. NO	REM.
			A	B			
1	A1670218	PEDAL, BRAKE(LH)	1	1			
2	A1670219	PEDAL, BRAKE(RH)	1	1			
3	A1670217	STOPPER, BRAKE PEDAL	1	1			
4	S810025001	RING, SNAP	2	2			
5	S155082533	BOLT, HEX. W/WASHER	M8x1.25	2	2		
6	S441252013	PIN, SPLIT	Φ2.5x20L	4	4		
7	S364100013	WASHER, PLN. S-RD.	Φ21/Φ10.5x2t	8	8		
8	A1670118	PIN	D10x26L	8	8		
9	A1670255	SPRING		2	2		
10	A1260073	BOLT, ADJUSTER	M8x1.25	2	2		
11	S313080043	NUT, HEX. 1-TY.	M8x1.25	4	4		
12	A1670216	ARM, PARKING BRAKE		1	1		
13	A1670214	ARM, BRAKE(LH)		1	1		
14	A1670215	ARM, BRAKE(RH)		1	1		
15	S364240013	WASHER, PLN. F-RD.		1	1		
16	A1670210	BRAKE ROD ASSY#1		2	2		
17	A1670220	SHAFT, BRAKE PEDAL		1	1		
18	A1670224	SPACER		1	1		
19	S801025010	O-RING (P)	P25	2	2		
20	A1970203	BUSHING, DU		2	2		
21	A1670212	BRAKE ROD ASSY#2		2	2		
22	S446084012	PIN, SPR. W-TY		1	1		
23	S443100013	PIN, SNAP A-TY.		4	4		
24	A1670274	BRAKE ROD ASSY#3		1	1		

BRAKE PEDALS

FIG. 7-2A

G. 670



BRAKE PEDALS

A-N41, B-N47

A-N41(Neo41), B-N47(Neo47)

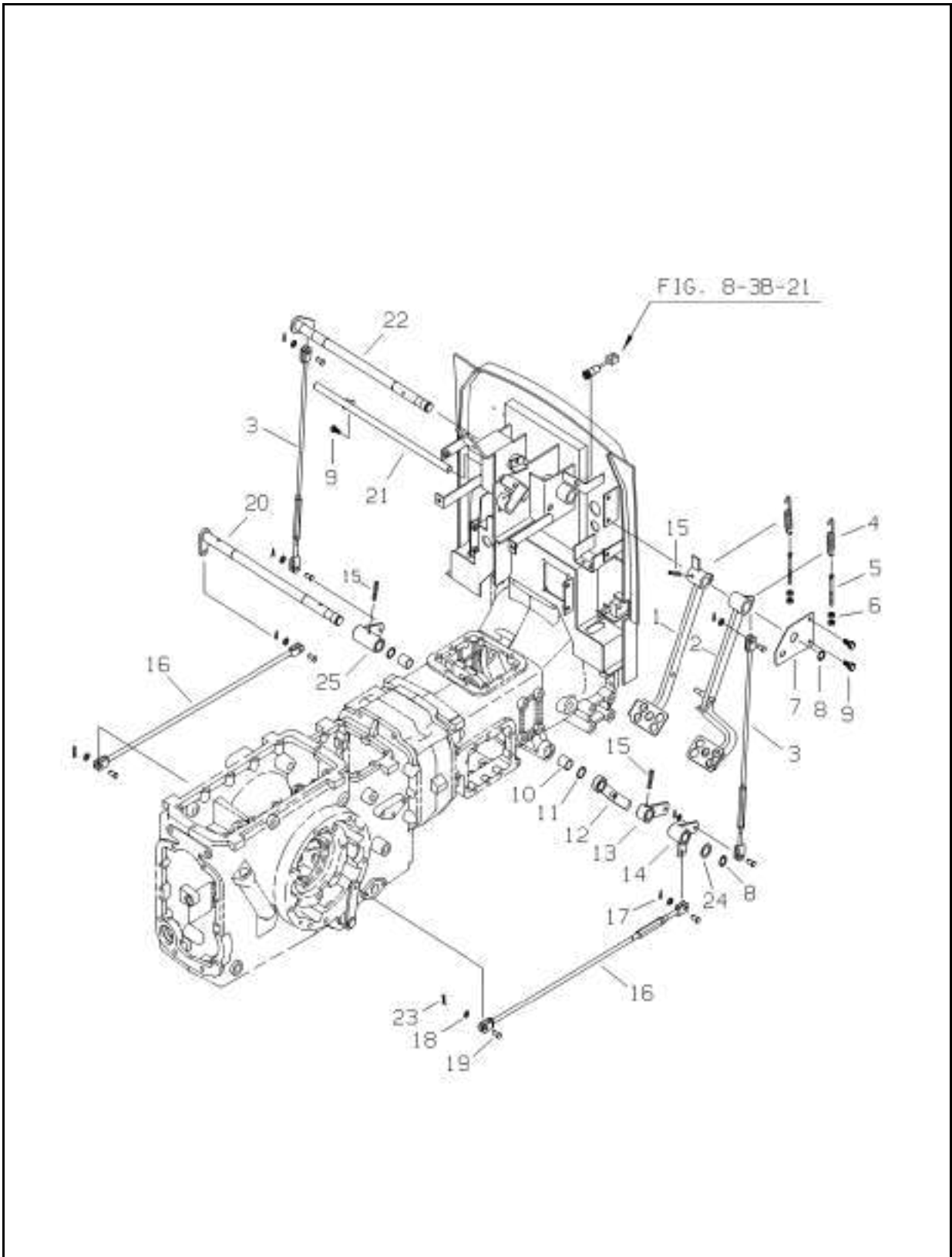
FIG. 7-2A DO (F)

NO.	PART NO.	PART NAME & DESCRIPTION	QTY			APP. NO	REM.
			A	B			
1	A1670218	PEDAL, BRAKE(LH)	1	1			
2	A1670219	PEDAL, BRAKE(RH)	1	1			
3	A1670217	STOPPER, BRAKE PEDAL	1	1			
4	S810025001	RING, SNAP	2	2			
5	S155082533	BOLT, HEX. W/WASHER	M8x1.25	2	2		
6	S441252013	PIN, SPLIT	Φ25x20L	4	4		
7	S364100013	WASHER, PLN. S-RD.	Φ21/Φ10.5x2t	8	8		
8	A1670118	PIN	D10x26L	8	8		
9	A1670255	SPRING		2	2		
10	A1260073	BOLT, ADJUSTER	M8x1.25	2	2		
11	S301080043	NUT, HEX. 1-TY.	M8x1.25	4	4		
12	A1670216	ARM, PARKING BRAKE		1	1		
13	A1670214	ARM, BRAKE(LH)		1	1		
14	A1670215	ARM, BRAKE(RH)		1	1		
15	S364240013	WASHER, PLN. F-RD.		1	1		
16	A1670210	BRAKE ROD ASSY#1		2	2		
17	A1670220	SHAFT, BRAKE PEDAL		1	1		
18	A1670224	SPACER		1	1		
19	S801025010	O-RING (P)	P25	2	2		
20	A1970203	BUSHING, DU		2	2		
21	A1670212	BRAKE ROD ASSY#2		2	2		
22	S446084012	PIN, SPR. W-TY		1	1		
23	S443100013	PIN, SNAP A-TY.		4	4		

BRAKE PEDALS

FIG. 7-2C

G. 670



BRAKE PEDALS

A-N41, B-N47

A-N41(Neo41), B-N47(Neo47)

FIG. 7-2C

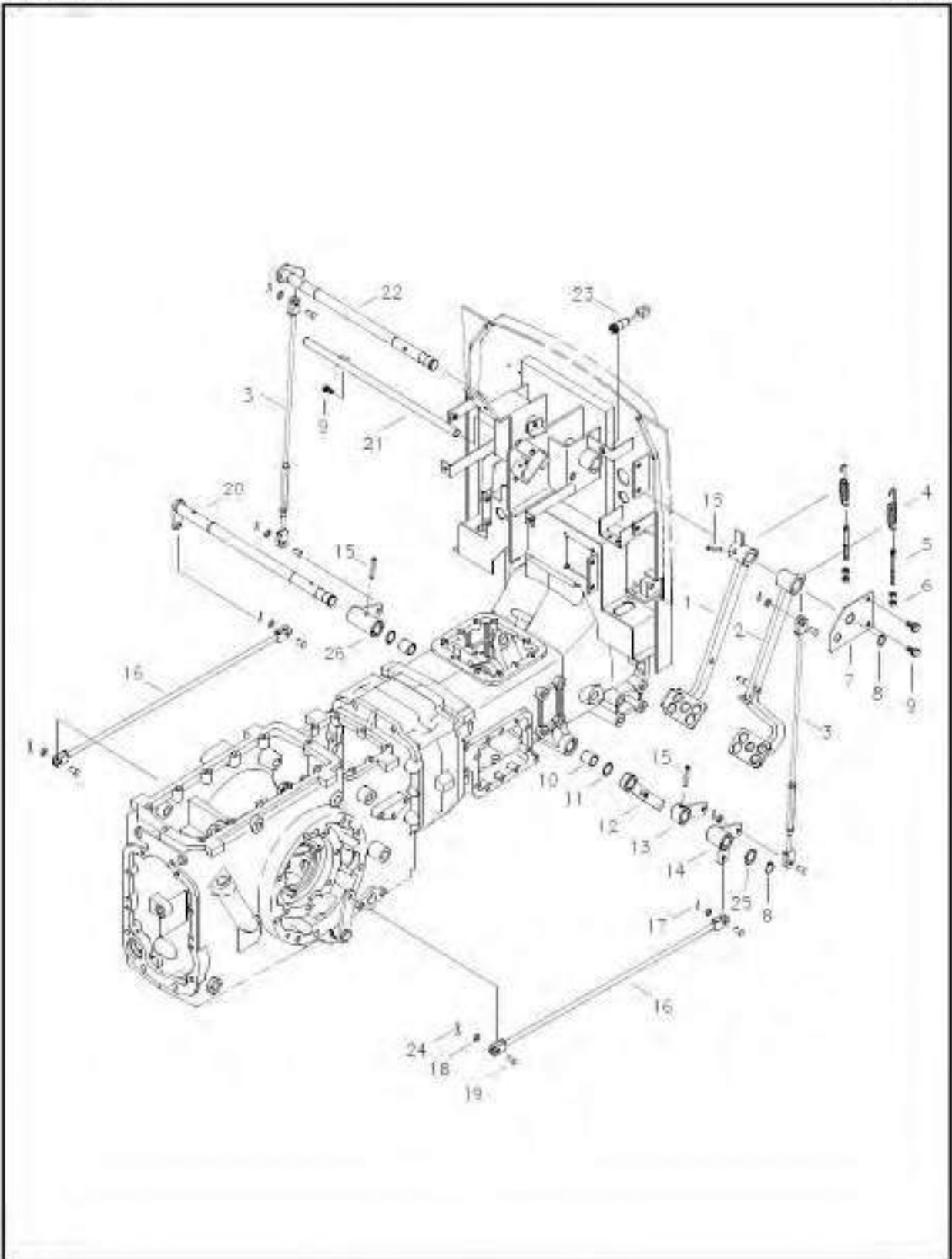
(C)

NO.	PART NO.	PART NAME & DESCRIPTION	QTY			APP. NO	REM.
			A	B			
1	A1670234	PEDAL, BRAKE(LH)	1	1			
2	A1670235	PEDAL, BRAKE(RH)	1	1			
3	A1670231	BRAKE ROD ASSY	2	2			
4	A1670255	SPRING	2	2			
5	A1260073	BOLT, ADJUSTER	M8x1.25	2	2		
6	S301080043	NUT, HEX. 1-TY.	M8x1.25	4	4		
7	A1670236	BRACKET, BRAKE PEDAL		1	1		
8	S810025001	RING, SNAP		2	2		
9	S159081633	BOLT, EHX. W/WASHER		3	3		
10	A1970203	BUSHING, DU		2	2		
11	S801025010	O-RING (P)	P25	2	2		
12	A1670256	ARM, PARKING BRAKE		1	1		
13	A1670214	ARM, BRAKE(LH)		1	1		
14	A1670215	ARM, BRAKE(RH)		1	1		
15	S446084012	PIN, SPR. W-TY		3	3		
16	A1670210	BRAKE ROD ASSY#1		2	2		
17	S441302013	PIN, SPLIT	D3.0x20L	6	6		
18	S363100013	WASHER, PLN. S-RD.	OD18xID10.5x2t	8	8		
19	A1670118	PIN	D10x26L	8	8		
20	A1670220	SHAFT, BRAKE PEDAL		1	1		
21	A1670237	ROD, PEDAL STOPPER		1	1		
22	A1670233	SHAFT, PEDAL		1	1		
23	S443100013	PIN, SNAP A-TY.		2	2		
24	S364240013	WASHER, PLN. F-RD.		1	1		
25	A1670232	ARM, BRAKE(LH)		1	1		
26	A1670274	BRAKE ROD ASSY #3		1	1		

BRAKE PEDALS

FIG. 7-2C

G. 670



BRAKE PEDALS

A-N41, B-N47

A-N41(Neo41), B-N47(Neo47)

FIG. 7-2C

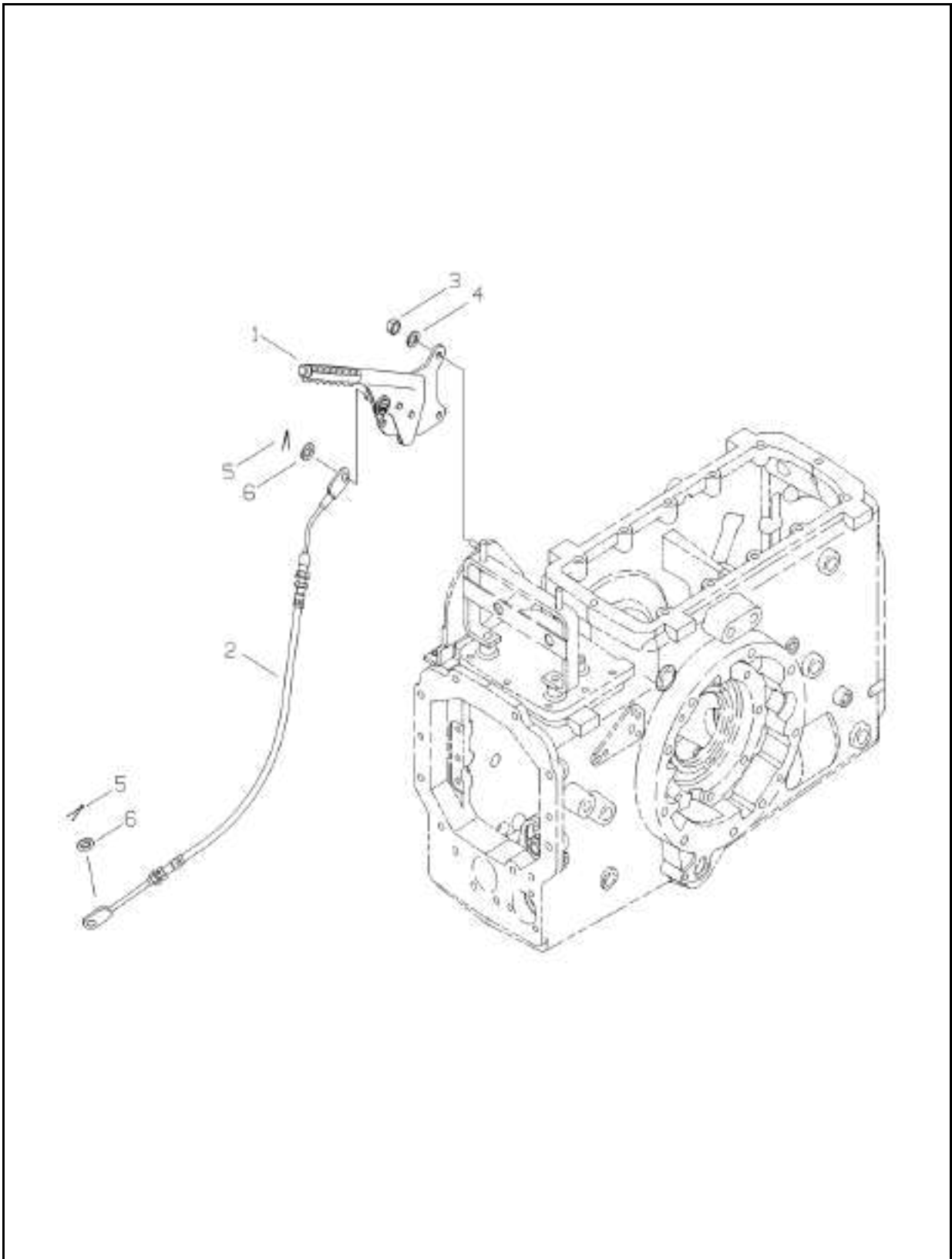
(C)

NO.	PART NO.	PART NAME & DESCRIPTION	QTY			APP. NO	REM.
			A	B			
1	A1670234	PEDAL, BRAKE(LH)	1	1			
2	A1670235	PEDAL, BRAKE(RH)	1	1			
3	A1670231	BRAKE ROD ASSY	2	2			
4	A1670225	SPRING	2	2			
5	A1260073	BOLT, ADJUSTER	M8x1.25	2	2		
6	S301080043	NUT, HEX. 1-TY.	M8x1.25	4	4		
7	A1670236	BRACKET, BRAKE PEDAL		1	1		
8	S810025001	RING, SNAP		2	2		
9	S159081633	BOLT, EHX. W/WASHER		3	3		
10	A1970203	BUSHING, DU		2	2		
11	S801025010	O-RING (P)	P25	2	2		
12	A1670256	ARM, PARKING BRAKE		1	1		
13	A1670214	ARM, BRAKE(LH)		1	1		
14	A1670215	ARM, BRAKE(RH)		1	1		
15	S446084012	PIN, SPR. W-TY		3	3		
16	A1670210	BRAKE ROD ASSY#1		2	2		
17	S441302013	PIN, SPLIT	D3.0x20L	6	6		
18	S363100013	WASHER, PLN. S-RD.	OD18xID10.5x2t	8	8		
19	A1670118	PIN	D10x26L	8	8		
20	A1670220	SHAFT, BRAKE PEDAL		1	1		
21	A1670237	ROD, PEDAL STOPPER		1	1		
22	A1670233	SHAFT, PEDAL		1	1		
23	A0740010	SWITCH, BRAKE		1	1		
24	S443100013	PIN, SNAP A-TY.		2	2		
25	S364240013	WASHER, PLN. F-RD.		1	1		
26	A1670232	ARM, BRAKE(LH)		1	1		

PARKING BRAKE LEVER

FIG. 7-3A

G. 670



PARKING BRAKE LEVER

A-N41, B-N47

A-N41(Neo41), B-N47(Neo47)

FIG. 7-3A DO

(F)

NO.	PART NO.	PART NAME & DESCRIPTION	QTY			APP. NO	REM.
			A	B			
1	A1670119	PARKING BRAKE ASSY	1	1			
2	A1670222	WIRE, PARKING BRAKE	1	1			
3	S345080013	NUT, FLANGE B-TY M3x1.25X6.5t	3	3			
4	S361080013	WASHER, SPR. 1-TY OD15.4xID8.2x2.0t	3	3			
5	S441302013	PIN, COTTER D3.0x20L	2	2			
6	S363100013	WASHER, PLN. S-RD OD18xID10.5x2t	2	2			

PARKING BRAKE LEVER

PARKING BRAKE LEVER

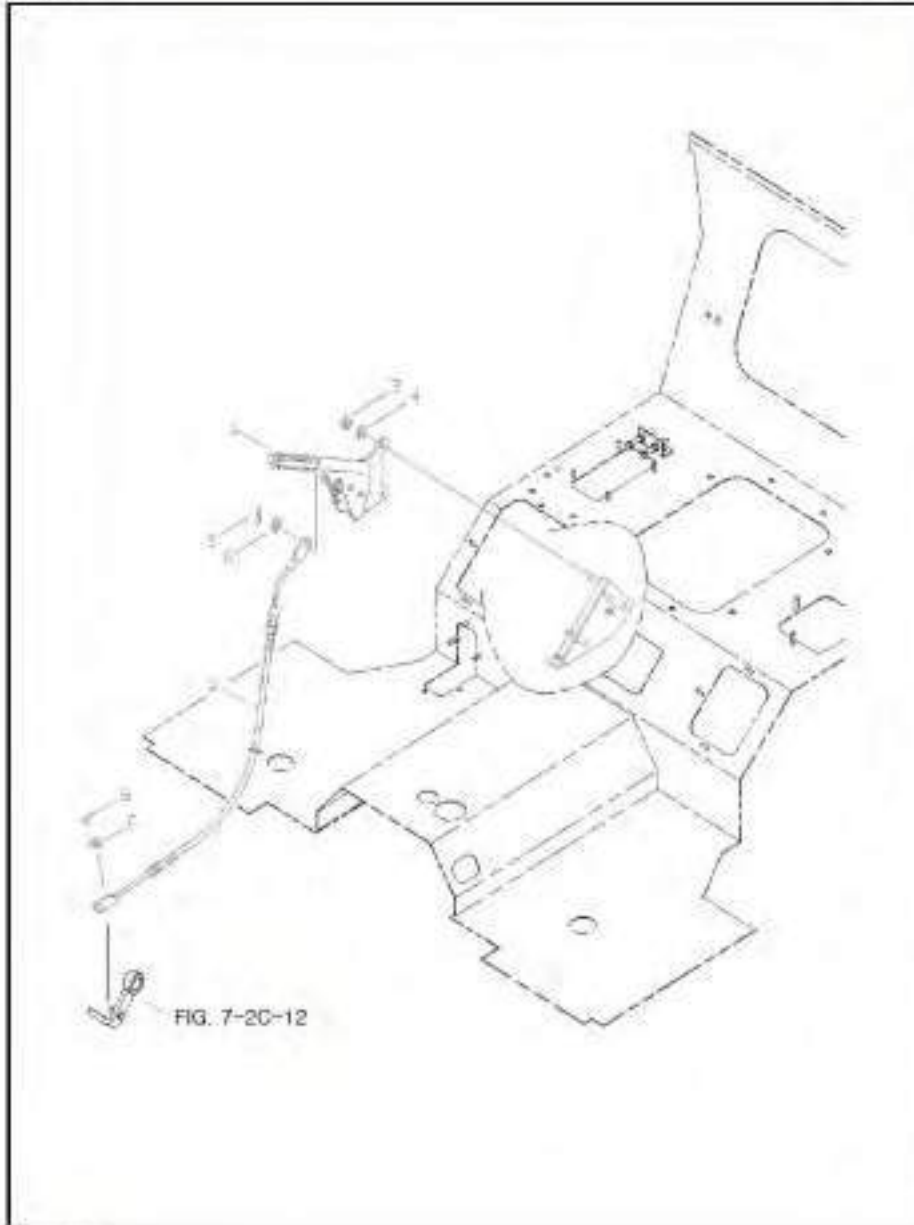
A-941, B-947

A-941(Nea41), B-947(Nea47)

FIG. 7-3C

G. 670 FIG. 7-3C

(C)

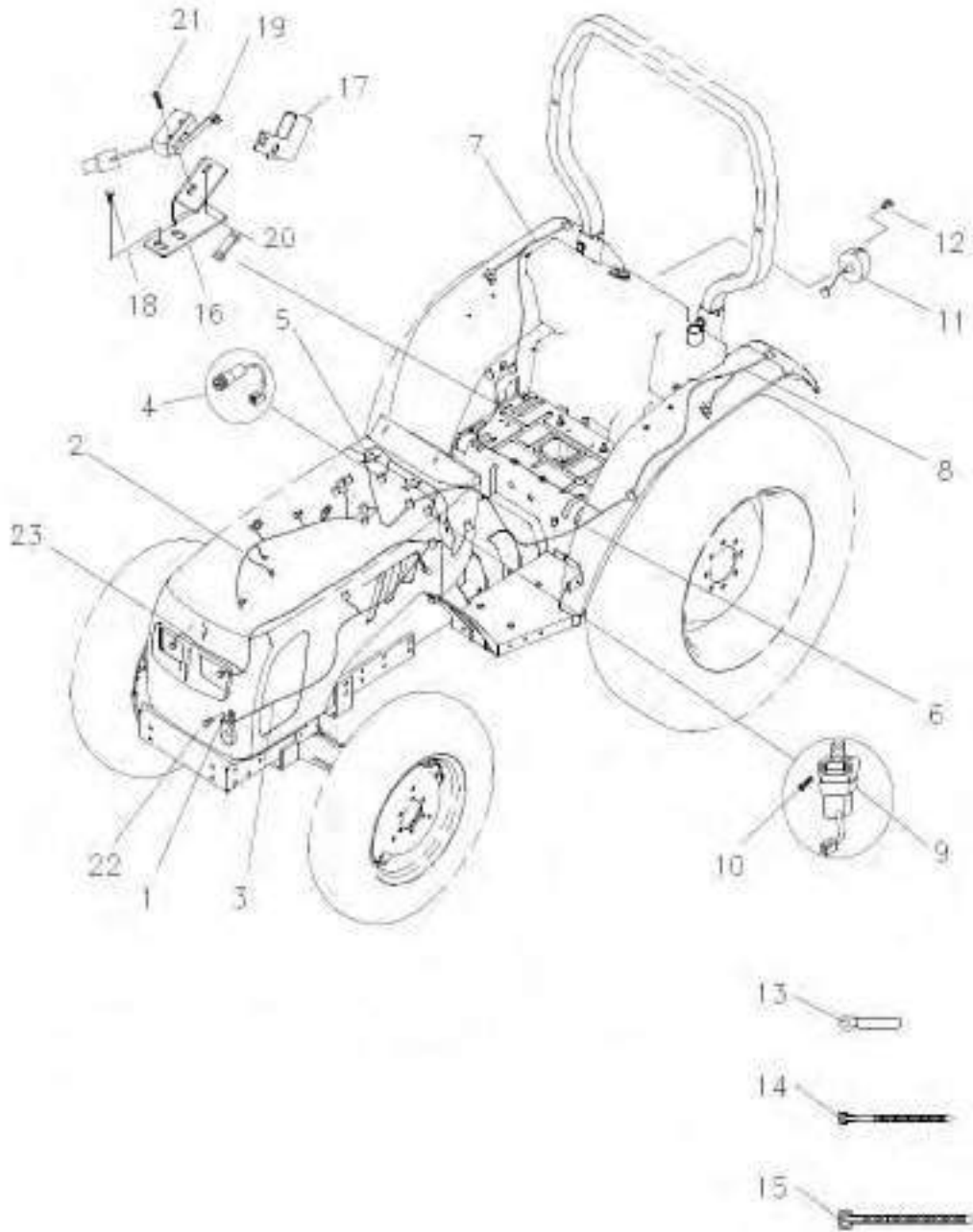


NO.	PART NO.	PART NAME & DESCRIPTION	QTY		APP. NO.	REM.
			A	B		
1	A167D110	PARKING BRAKE ASSY	1	1		
2	A167D257	WIRE, P-BRAKE	1	1		
3	S345060013	NUT, HEX. 2-TY	3	3		
4	S361060013	WASHER, SPR. 1-TY	3	3		
5	S441300013	PIN, COTTER	3	2		
6	S363100013	WASHER, FLN. 5-RO	2	2		

ELECTRICAL WIRING

FIG. 8-1A

G. 730



ELECTRICAL WIRING

A-N41, B-N47

A-N41(Neo41), B-N47(Neo47)

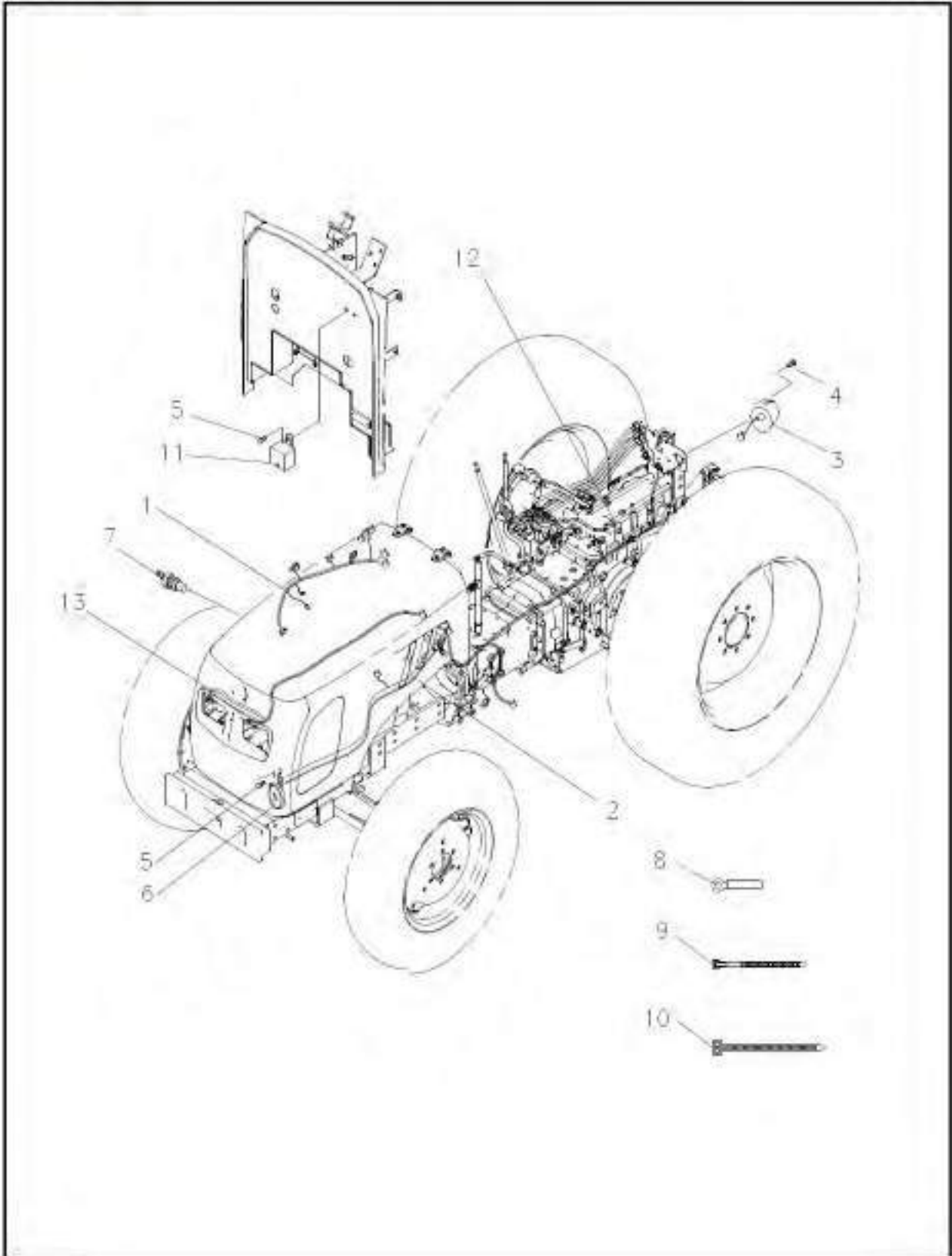
FIG. 8-1A DO, AG (F)

NO.	PART NO.	PART NAME & DESCRIPTION	QTY		APP. NO	REM.
			A	B		
1	A5002054	HORN	1	1		
2	A1730247	HARNESS, ENGINE	1	1		
3	A1730154	HARNESS, FRONT	1	1		
4	A0740010	SWITCH	1	1		
5	A1730246	HARNESS, PANEL	1	1		
6	A1730156	HARNESS, MIDDLE	1	1		
7	A1730238	HARNESS, REAR(RH)	1	1		
8	A1730237	HARNESS, REAR(LH)	1	1		
9	A1750209	SWITCH, CLUTCH	1	1		
10	S227402511	SCREW W/SP & PL WASHER	M4x0.7x25L	2	2	
11	A1730144	7-POLE CONNECTOR ASSY		1	1	
12	S226503511	SCREW, W/WASHER	M5x0.8x35L	3	3	
13	A0640103	CLAMP		2	2	
14	A0640028	BAND, WIRE		7	7	
15	A0640009	BAND, WIRE		23	23	
16	A1750271	BRACKET, PTO LEVER S/W		1	1	
17	A1750304	BRACKET, CONTACT S/W		1	1	
18	S155082033	BOLT, HEX W/WASHER	M8x1.25x20L	2	2	
19	A1750229	SWITCH, PTO LEVER		1	1	
20	A1750104	PLATE		1	1	
21	S227403011	SCREW	M4x0.7x30L	2	2	
22	S155062033	BOLT, HEX W/WASHER	M6x1.0x20L	1	1	
23	A1730157	HARNESS, LIGHT		1	1	

ELECTRICAL WIRING

FIG. 8-1C

G. 730



ELECTRICAL WIRING

A-N41, B-N47

A-N41(Neo41), B-N47(Neo47)

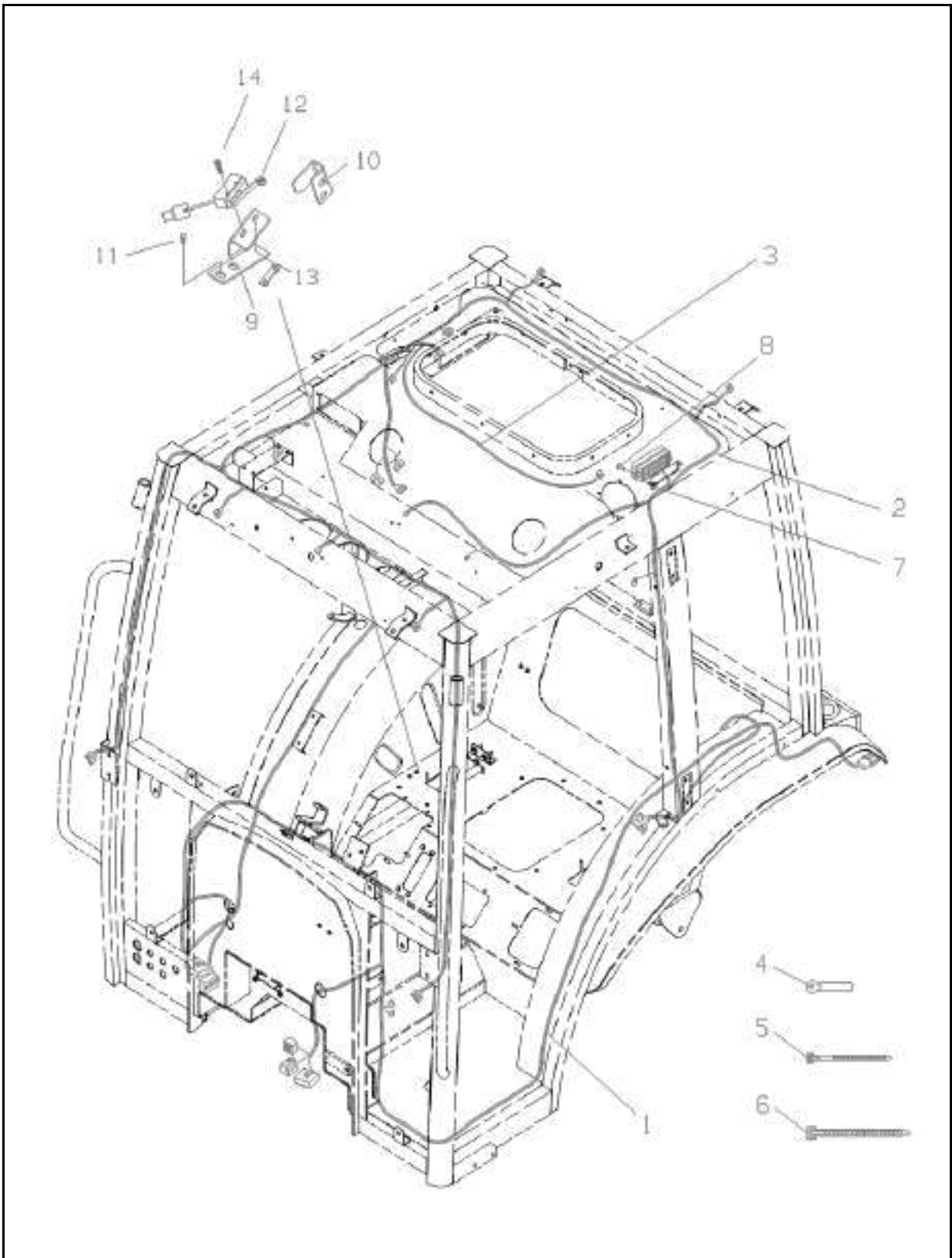
FIG. 8-1C DO, AG (C)

NO.	PART NO.	PART NAME & DESCRIPTION	QTY		APP. NO	REM.
			A	B		
1	A1730248	HARNESS, ENGINE	1	1		
2	A1730184	HARNESS, FRONT	1	1		
3	A1730144	7-POLE CONNECTOR ASSY	1	1		
4	S226503511	SCREW, W/WASHER				M5x0.8x35L
5	S159062033	BOLT, HEX. W/WASHER				M6x1.0x20L
6	A5002054	HORN ASSY	1	1		
7	3A1750017	UNIT, WATER TEMP	1	1		
8	A0640103	CLAMP	2	2		
9	A0640028	BAND, WIRE	5	5		
10	A0640009	BAND, WIRE	10	10		
11	Q1800011	RELAY, GLOW	1	1		
12	A1730174	HARNESS, MIDDLE	1	1		
13	A1730157	HARNESS, LIGHT	1	1		

ELECTRICAL WIRING

FIG. 8-1D

G. 866



ELECTRICAL WIRING

A-N41, B-N47

A-N41(Neo41), B-N47(Neo47)

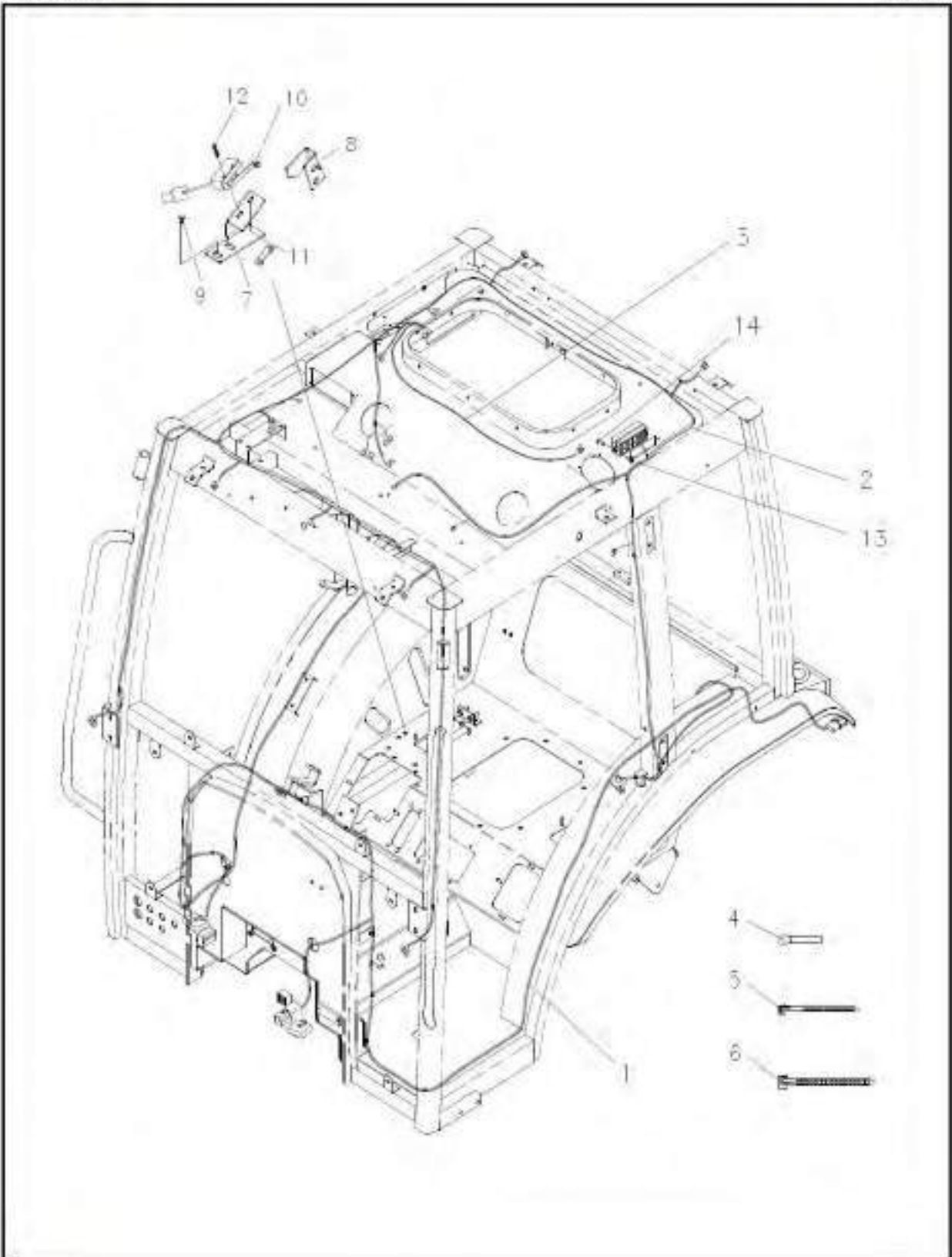
FIG. 8-1D DO, AG (C)

NO.	PART NO.	PART NAME & DESCRIPTION	QTY		APP. NO	REM.
			A	B		
1	A1866065	HARNESS, PANEL	1	1		
2	A1866046	HARNESS, CABIN	1	1		
3	A1866047	WIRE, AUDIO SPEAKER	1	1		
4	A0640015	CLAMP	4	4		
5	A0640028	BAND, WIRE	5	5		
6	A0640009	BAND, WIRE	2	2		
7	A1750221	BRACKET, PTO LEVER SWITCH	1	1		
8	A1750220	BRACKET, CONTACT SWITCH	1	1		
9	S155082033	BOLT, HEX. W/WASHER	2	2		M8x1.25x20L
10	A1750229	SWITCH, PTO LEVER	1	1		
11	A1750104	PLATE	1	1		
12	S227403011	SCREW, W/WASHER	2	2		M4x0.7x30L
13	S343050013	NUT, FLANGE B-TY.	2	2		M5x0.8P
14	S227503011	SCREW, W/WASHER	2	2		M5x0.8x30L

ELECTRICAL WIRING

FIG. 8-1D

G. 866



05-09-01

00

ELECTRICAL WIRING

A-N41, B-N47

A-N41(Neo41), B-N47(Neo47)

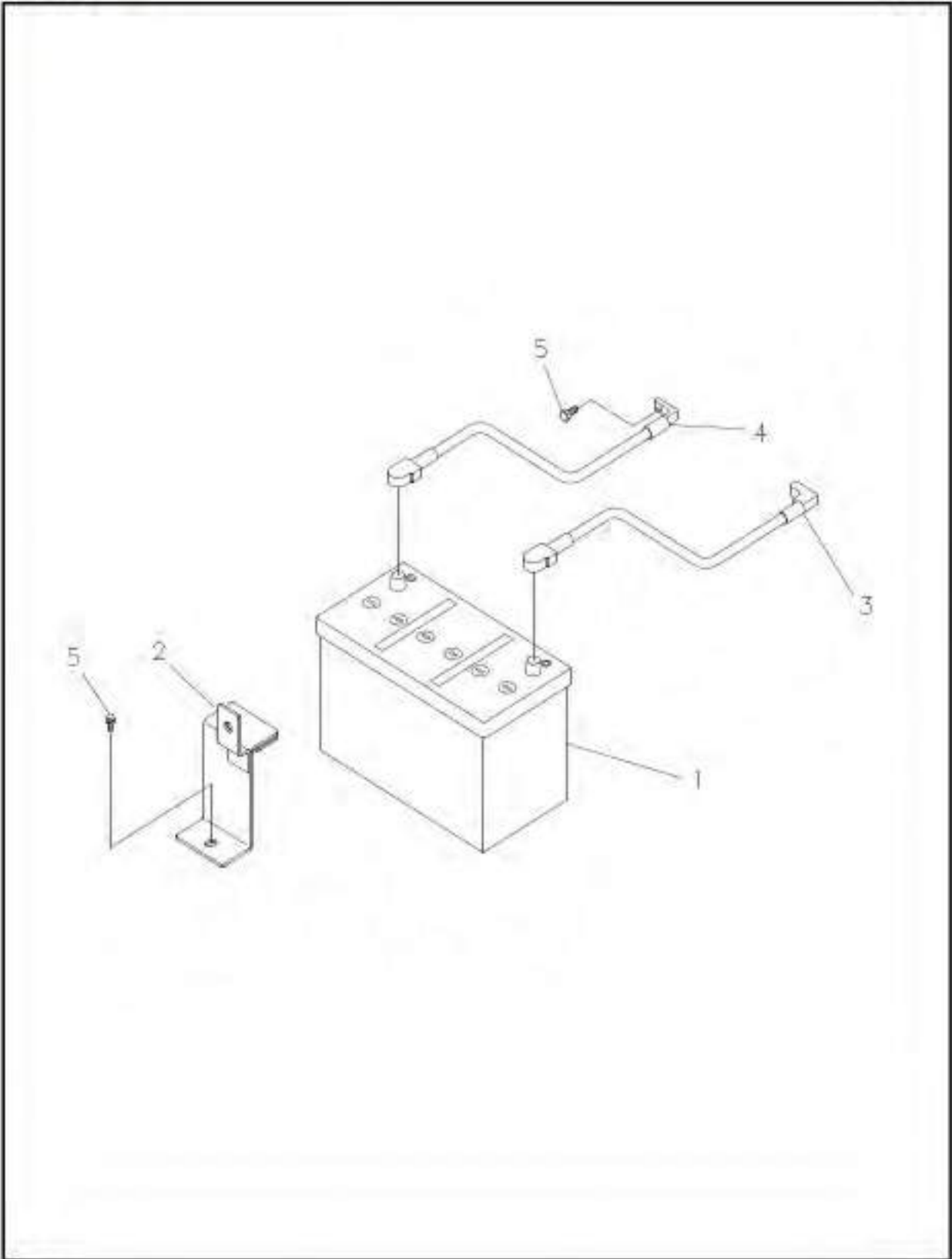
FIG. 8-1D DO,AG (C)

NO.	PART NO.	PART NAME & DESCRIPTION	QTY			APP. NO	REM.
			A	B			
1	A1866065	HARNESS, PANEL	1	1			
2	A1866046	HARNESS, CABIN	1	1			
3	A1866047	WIRE, AUDIO SPEAKER	1	1			
4	A0640015	CLAMP	4	4			
5	A0640028	BAND, WIRE	5	5			
6	A0640009	BAND, WIRE	2	2			
7	A1750221	BRACKET, PTO LEVER SWITCH	1	1			
8	A1750220	BRACKET, CONTACT SWITCH	1	1			
9	S155082033	BOLT, HEX. W/WASHER	M8x1.25x20L	2	2		
10	A1750229	SWITCH, PTO LEVER		1	1		
11	A1750104	PLATE		1	1		
12	S227403011	SCREW, W/WASHER	M4x0.7x30L	2	2		
13	S343050013	NUT, FLANGE B-TY.	M5x0.8P	2	2		
14	S227503011	SCREW, W/WASHER	M5x0.8x30L	2	2		

BATTERY

FIG. 8-2

G. 740



BATTERY

A-N41, B-N47

A-N41(Neo41), B-N47(Neo47)

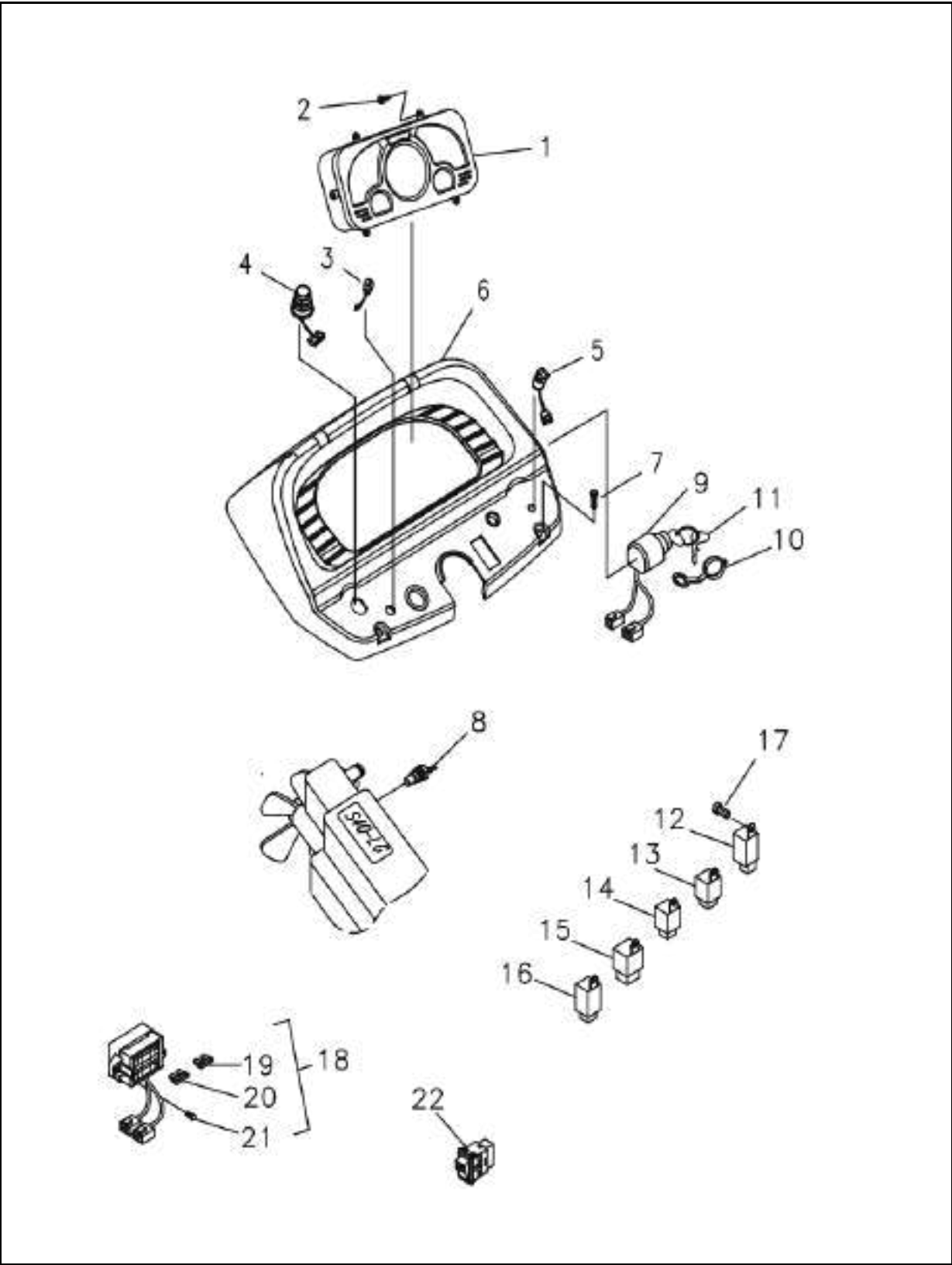
FIG. 8-2

NO.	PART NO.	PART NAME & DESCRIPTION		QTY		APP. NO	REM.
				A	B		
1	A1740002	BATTERY	12V-80AH	1	1		
2	A1740024	CLAMP, BATTERY		1	1		
3	A1740020	CABLE, BATTERY (+)		1	1		
4	A1740030	CABLE, BATTERY (-)		1	1		
5	S155082033	BOLT, W/WASHER	M8x1.25X20L	2	2		

INSTRUMENT PANEL

FIG. 8-3A

G. 750



INSTRUMENT PANEL

A-N41, B-N47

A-N41(Neo41), B-N47(Neo47)

FIG. 8-3A

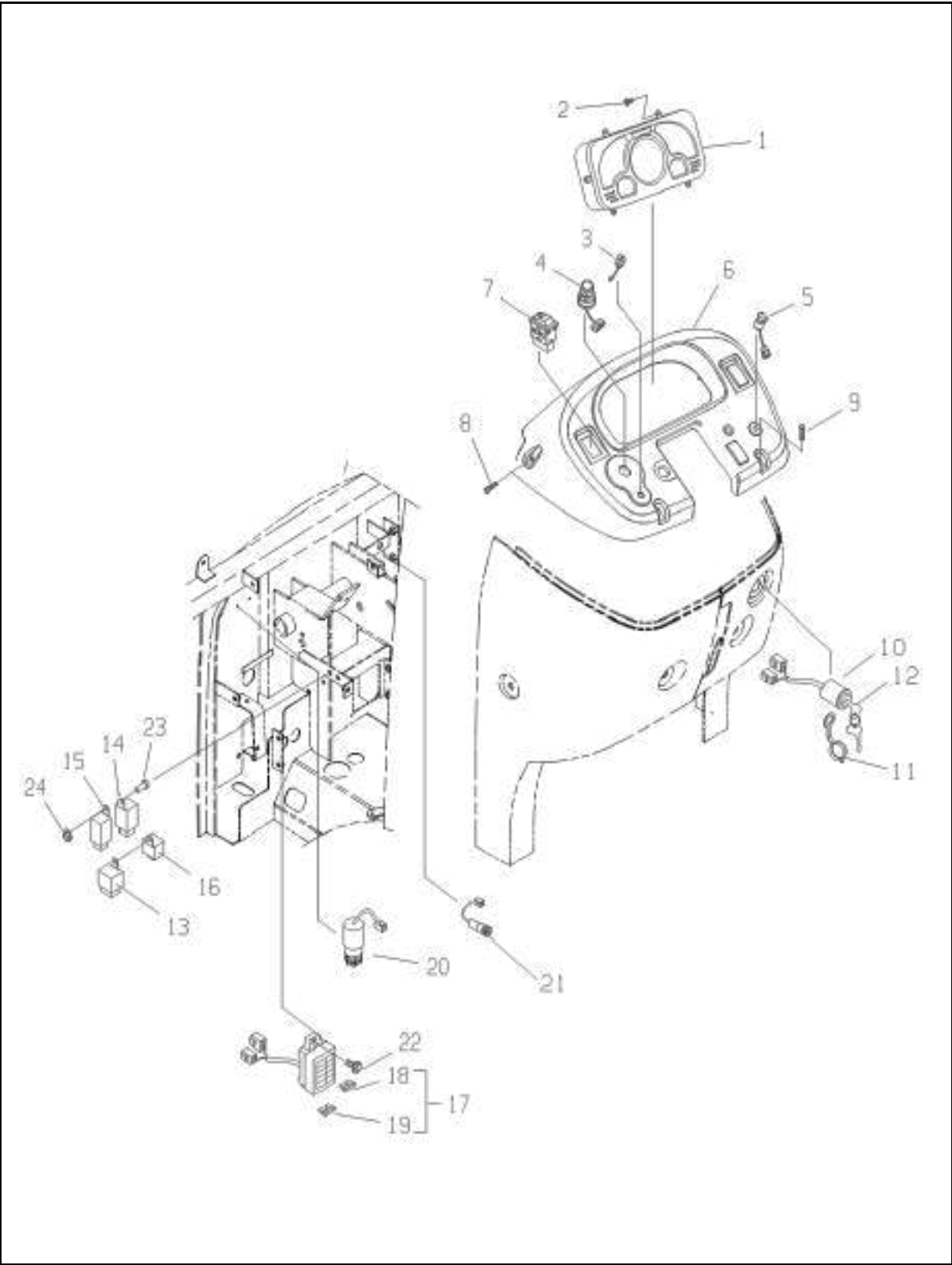
(F)

NO.	PART NO.	PART NAME & DESCRIPTION	QTY			APP. NO	REM.
			A	B			
1~6	A1750312	PANEL ASSY	1	1			
1	A1750298	METER PANEL ASSY	1	1			
2	S237401611	SCREW	6	6			
3	A1750182	SWITCH, HORN	1	1			
4	A1750181	SWITCH, COMBI	1	1			
5	A1750152	SWITCH, PTO SELECTOR	1	1			
6	A1866063	PANEL, BODY UPPER	1	1			
7	S219603011	SCREW, CROSS	4	4			
8	3A1750017	UNIT, WATER TEMP	1	1			
9~11	A5001132	STARTER SWITCH ASSY	1	1			
9	A5001133	SWITCH, STARTER	1	1			
10	A5001135	CAP, KEY	1	1			
11	A1750290	KEY, STARTER	2	2			
12	A30G0005	FLASHER UNIT ASSY	1	1			
13	Q1800018	RELAY, START	1	1			
14	Q1800024	RELAY, KEY OFF	1	1			
15	Q1800011	RELAY, GLOW	1	1			
16	Q1800017	TIMER, GLOW	1	1			
17	S155062033	BOLT, W/WASHER	5	5	M6x1.0x20		
18	A1750093	FUSE BOX ASSY	1	1			
19	A0751005	FUSE	8	8	10A		
20	A0751006	FUSE	2	2	15A		
21	S159063033	BOLT, W/WASHER	2	2	M6x1.0x30L		
22	A1750161	SWITCH, EMERGENCY	1	1			

INSTRUMENT PANEL

FIG. 8-3B

G. 866



INSTRUMENT PANEL

A-N41, B-N47

A-N41(Neo41), B-N47(Neo47)

FIG. 8-3B

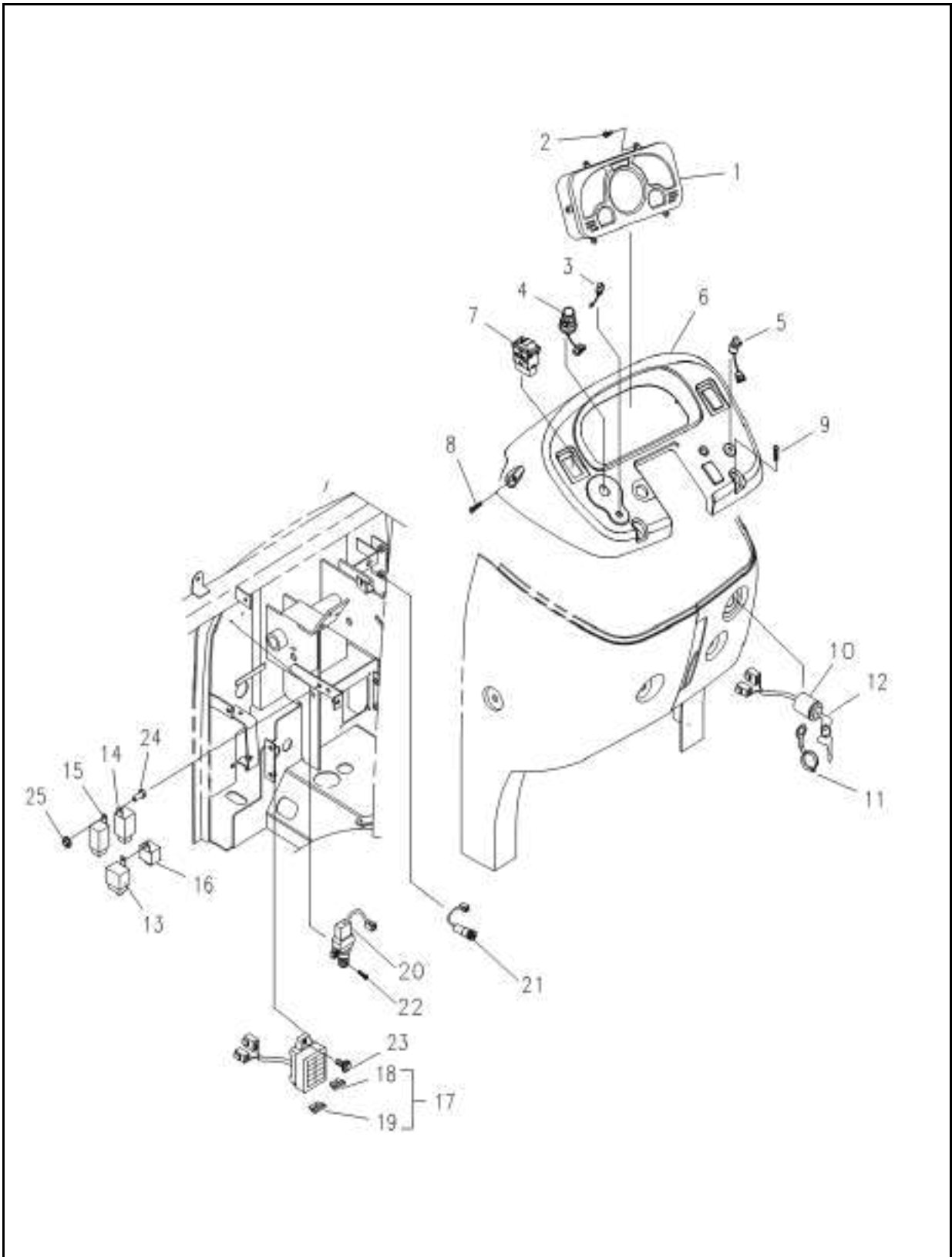
(C)

NO.	PART NO.	PART NAME & DESCRIPTION	QTY			APP. NO	REM.
			A	B			
1~6	A1750311	PANEL ASSY	1	1			
1	A1750325	METER PANEL ASSY	1	1			
2	S237401611	SCREW	6	6			
3	A1750282	SWITCH, HORN	1	1			
4	A1750281	SWITCH, COMBI	1	1			
5	A1750152	SWITCH, PTO SELECTOR	1	1			
6	A1866062	PANEL, BODY UPPER	1	1			
7	A1750161	SWITCH, EMERGENCY	1	1			
8	S219602011	SCREW, CROSS	3	3	M6x1.0x20L		
9	S219603011	SCREW, CROSS	2	2	M6x1.0x30L		
10~12	A1750205	STARTER SWITCH ASSY	1	1			
10	A1750206	SWITCH, STARTER	1	1			
11	A5001135	CAP, KEY	1	1			
12	A1750306	KEY, STARTER	2	2			
13	Q1800017	TIMER, GLOW	1	1			
14	Q1800018	RELAY, START	1	1			
15	Q1800024	RELAY, KEY OFF	1	1			
16	A30G0005	FLASHER UNIT ASSY	1	1			
17	A1750093	FUSE BOX ASSY	1	1			
18	A0751005	FUSE	8	8	10A		
19	A0751006	FUSE	2	2	15A		
20	A1750209	SWITCH, CLUTCH	1	1			
21	A0740010	SWITCH	1	1			
22	S159061633	BOLT, W/WASHER	4	4	M6x1.0x16L		
23	S159062533	BOLT, W/WASHER	2	2	M6x1.0x25L		
24	S345060013	NUT, FLANGE B-TY.	2	2	M6x1.0P		

METER PANEL

FIG. 8-3B

G. 866



METER PANEL

A-N41, B-N47

A-N41(Neo41), B-N47(Neo47)

FIG. 8-3B

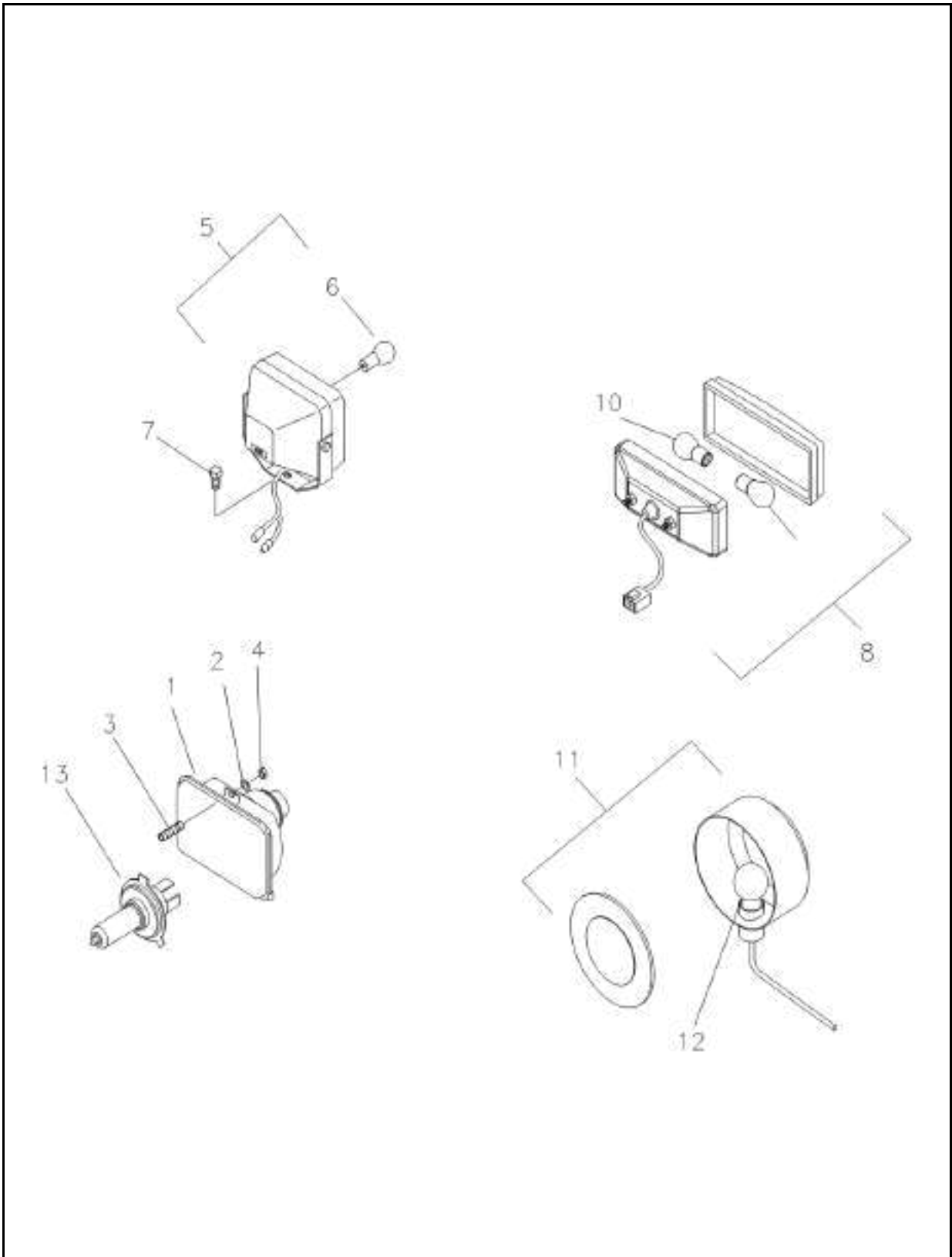
(C)

NO.	PART NO.	PART NAME & DESCRIPTION	QTY			APP. NO	REM.
			A	B			
1~6	A1750311	PANEL ASSY	1	1			
1	A1750298	METER PANEL ASSY	1	1			
2	S237401611	SCREW	6	6			
3	A1750182	SWITCH, HORN	1	1			
4	A1750181	SWITCH, COMBI	1	1			
5	A1750152	SWITCH, PTO SELECTOR	1	1			
6	A1866062	PANEL, BODY UPPER	1	1			
7	A1750161	SWITCH, EMERGENCY	1	1			
8	S219602011	SCREW, CROSS	M6x1.0x20L	2	2		
9	S219603011	SCREW, CROSS	M6x1.0x30L	2	2		
10~12	A1750205	STARTER SWITCH ASSY	1	1			
10	A1750206	SWITCH, STARTER	1	1			
11	A5001135	CAP, KEY	1	1			
12	A5001134	KEY, STARTER	2	2			
13	Q1800017	TIMER, GLOW	1	1			
14	Q1800018	RELAY, START	1	1			
15	Q1800024	RELAY, KEY OFF	1	1			
16	A30G0005	FLASHER UNIT ASSY	1	1			
17	A1750093	FUSE BOX ASSY	1	1			
18	A0751005	FUSE	10A	8	8		
19	A0751006	FUSE	15A	2	2		
20	A1750209	SWITCH, CLUTCH	1	1			
21	A0740010	SWITCH	1	1			
22	S227402511	SCREW, W/SP & PL. WASHER	M4x0.7x25L	2	2		
23	S159061633	BOLT, W/WASHER	M6x1.0x16L	4	4		
24	S159062533	BOLT, W/WASHER	M6x1.0x25L	2	2		
25	S345060013	NUT, FLANGE B-TY.	M6x1.0P	2	2		

LAMP

FIG. 8-4A

G. 760



LAMP

A-N41, B-N47

A-N41(Neo41), B-N47(Neo47)

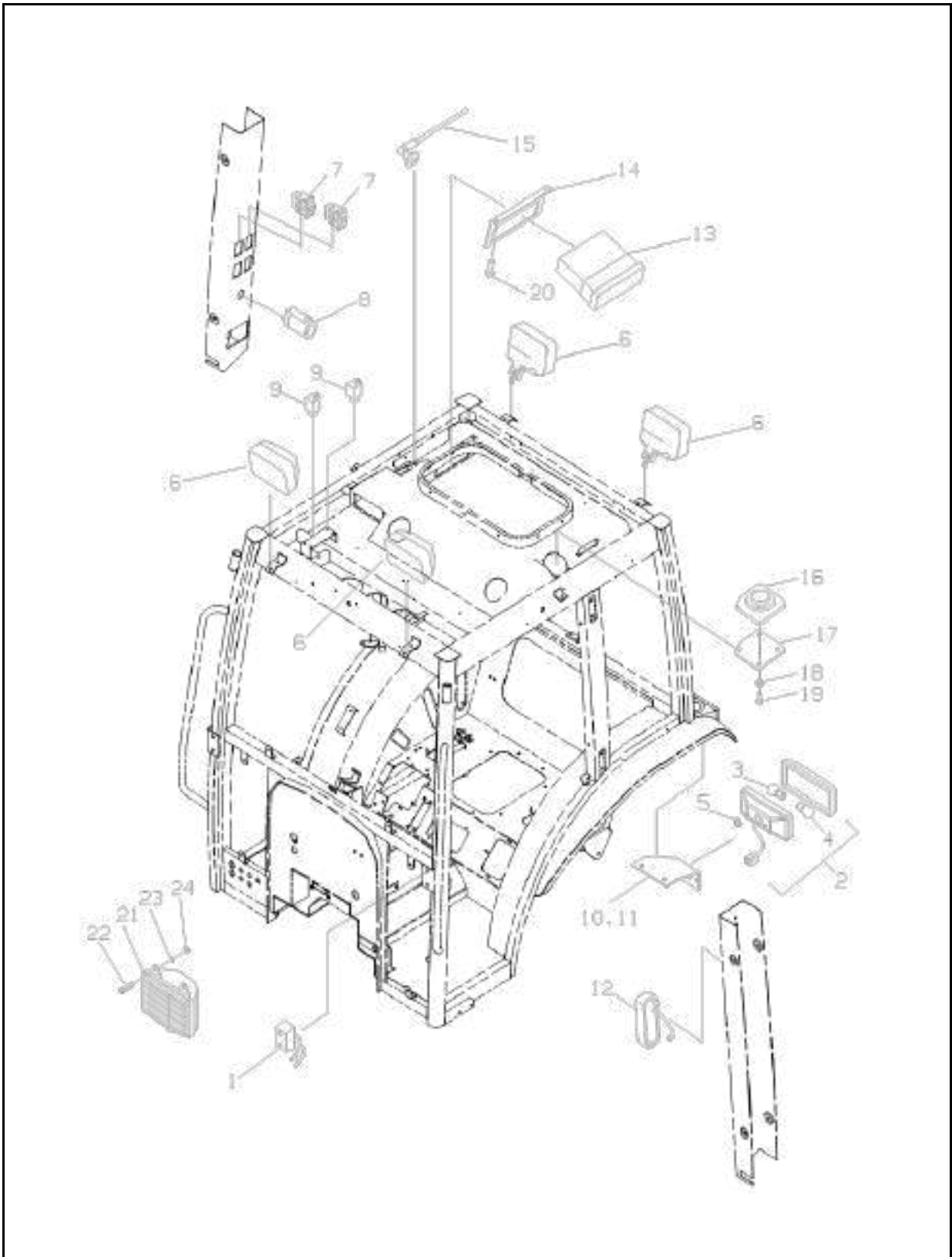
FIG. 8-4A DO, AG (F)

NO.	PART NO.	PART NAME & DESCRIPTION	QTY		APP. NO	REM.
			A	B		
1	A5000196	HEAD LAMP ASSY	2	2		
2	S365061513	WASHER, PLN.L-RD	6	6		
3	A1760003	SPRING	6	6		
4	A1970309	NUT, HEX	6	6		
5	A1756011	WORKING LAMP ASSY	1	1		
6	A1760018	BULB	12V/35W	1	1	
7	S156102033	BOLT, W/WASHER	M10x1.5x20L	1	1	
8	A1760047	COMBI LAMP ASSY		2	2	
9	A1760016	BULB	12V/21/5W	2	2	
10	A1760017	BULB	12V/21W	2	2	
11	A1760039	SIGNAL LAMP ASSY		2	2	
12	A1760016	BULB	12V/21/5W	2	2	
13	A1760015	BULB	12V/55/60W	2	2	

LAMP

FIG. 8-4C

G. 866



LAMP

A-N41, B-N47

A-N41(Neo41), B-N47(Neo47)

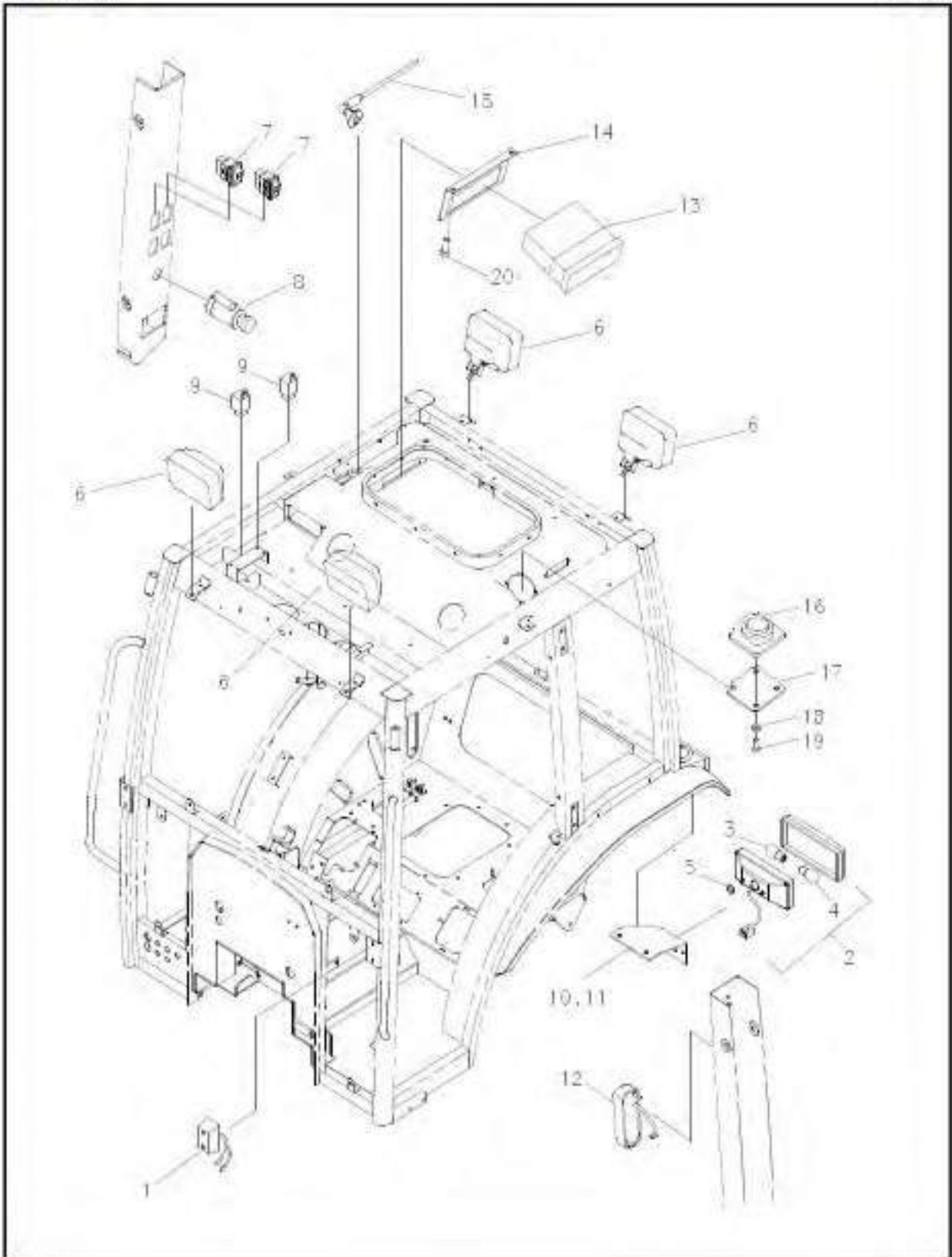
FIG. 8-4C DO, AG (C)

NO.	PART NO.	PART NAME & DESCRIPTION	QTY			APP. NO	REM.
			A	B			
1	A1750117	LAMP, SIGNAL	2	2			
2	A1760047	COMBI LAMP ASSY	2	2			
3	A1760016	BULB	2	2			
4	A1760017	BULB	2	2			
5	S345050013	NUT, FLANGE B-TY.	4	4			
6	A1866041	WORKING LAMP ASSY	4	4			
7	A1866020	SWITCH, WORKING LAMP	2	2			
8	A1866052	SUPPLIER POWER	1	1			
9	Q1800018	RELAY, START	2	2			
10	A1866049	BRACKET, REAR COMB. LAMP(LH)	1	1			
11	A1866050	BRACKET, REAR COMB. LAMP(RH)	1	1			
12	A1866040	LAMP, ROOM	1	1			
13	A1866057	CAR AUDIO ASSY	1	1			
14	A1866048	BRACKET, AUDIO	1	1			
15	A1866022	ANTENA	1	1			
16	A1866043	SPEAKER	2	2			
17	A1866055	COVER, SPEAKER	2	2			
18	S345040013	NUT, FLANGE B-TY.	8	8			
19	S227401611	SCREW, W/WASHER	8	8			
20	S159081633	BOLT, W/WASHER	2	2			
21	A5000196	HEAD LAMP ASSY	2	2			
22	A1760003	SPRING	6	6			
23	S365061513	WASHER, PLN L-RD	6	6			
24	S309050013	NUT, HEX	1	1			

LAMP

FIG. 8-4C

G. 866



05-09-01

00

LAMP

A-N41, B-N47

A-N41(Neo41), B-N47(Neo47)

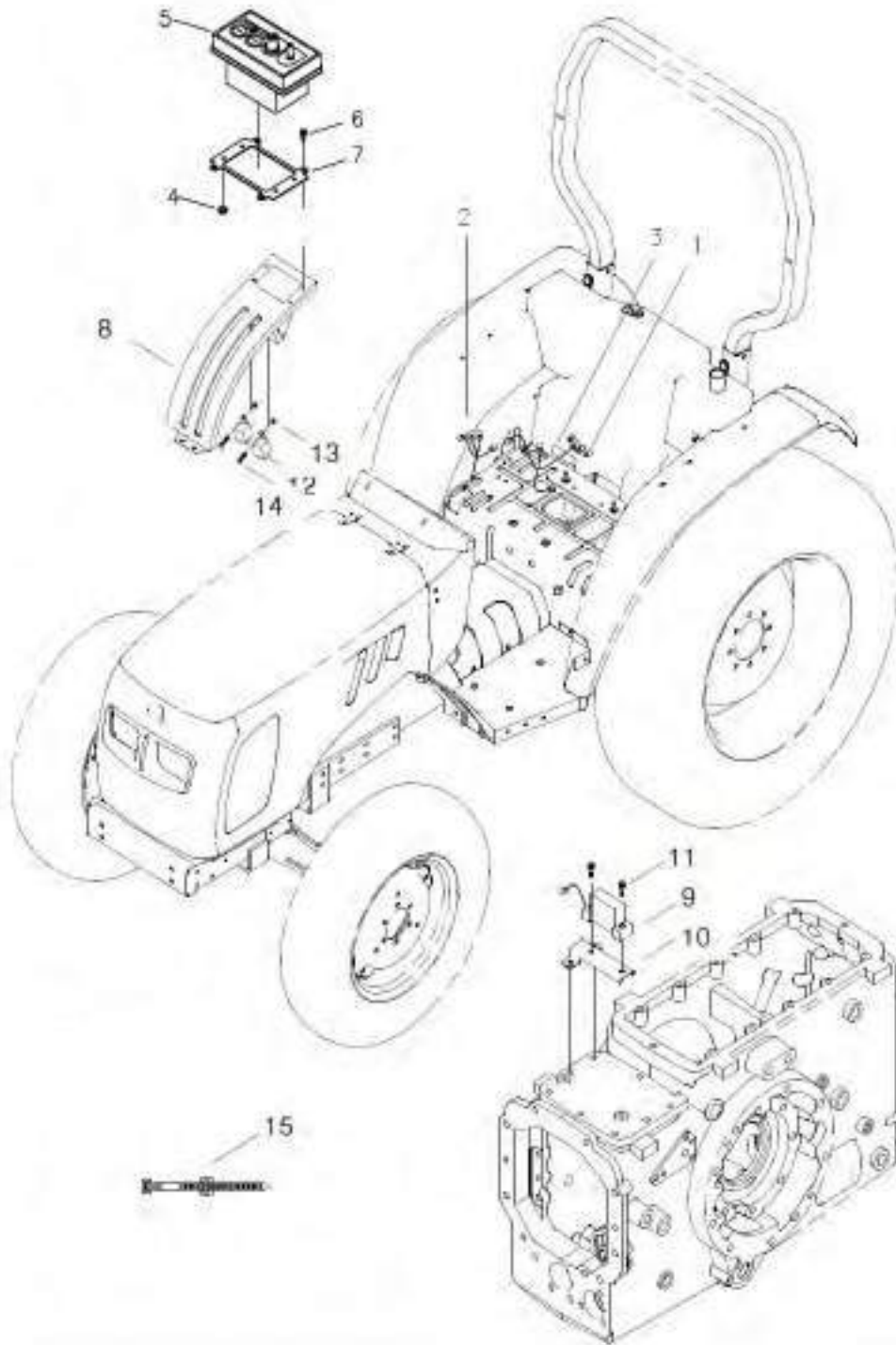
FIG. 8-4C DO,AG (C)

NO.	PART NO.	PART NAME & DESCRIPTION	QTY			APP. NO	REM.
			A	B			
1	A1750117	LAMP, SIGNAL	2	2			
2	A1760047	COMBI LAMP ASSY	2	2			
3	A1760016	BULB	2	2			
4	A1760017	BULB	2	2			
5	S345050013	NUT, FLANGE B-TY.	4	4			
6	A1866041	WORKING LAMP ASSY	4	4			
7	A1866020	SWITCH, WORKING LAMP	2	2			
8	A1866052	SUPPLIER POWER	1	1			
9	Q1800018	RELAY, START	2	2			
10	A1866049	BRACKET, REAR COMB. LAMP(LH)	1	1			
11	A1866050	BRACKET, REAR COMB. LAMP(RH)	1	1			
12	A1866040	LAMP, ROOM	1	1			
13	A1866057	CAR AUDIO ASSY	1	1			
14	A1866048	BRACKET, AUDIO	1	1			
15	A1866022	ANTENA	1	1			
16	A1866043	SPEAKER	2	2			
17	A1866055	COVER, SPEAKER	2	2			
18	S345040013	NUT, FLANGE B-TY.	8	8			
19	S227401611	SCREW, W/WASHER	8	8			
20	S159081633	BOLT, W/WASHER	2	2			

WIRE, CON. & SENSOR

FIG. 8-5A

G. 750



WIRE, CON. & SENSOR

A-N41, B-N47

A-N41(Neo41), B-N47(Neo47)

FIG. 8-5A

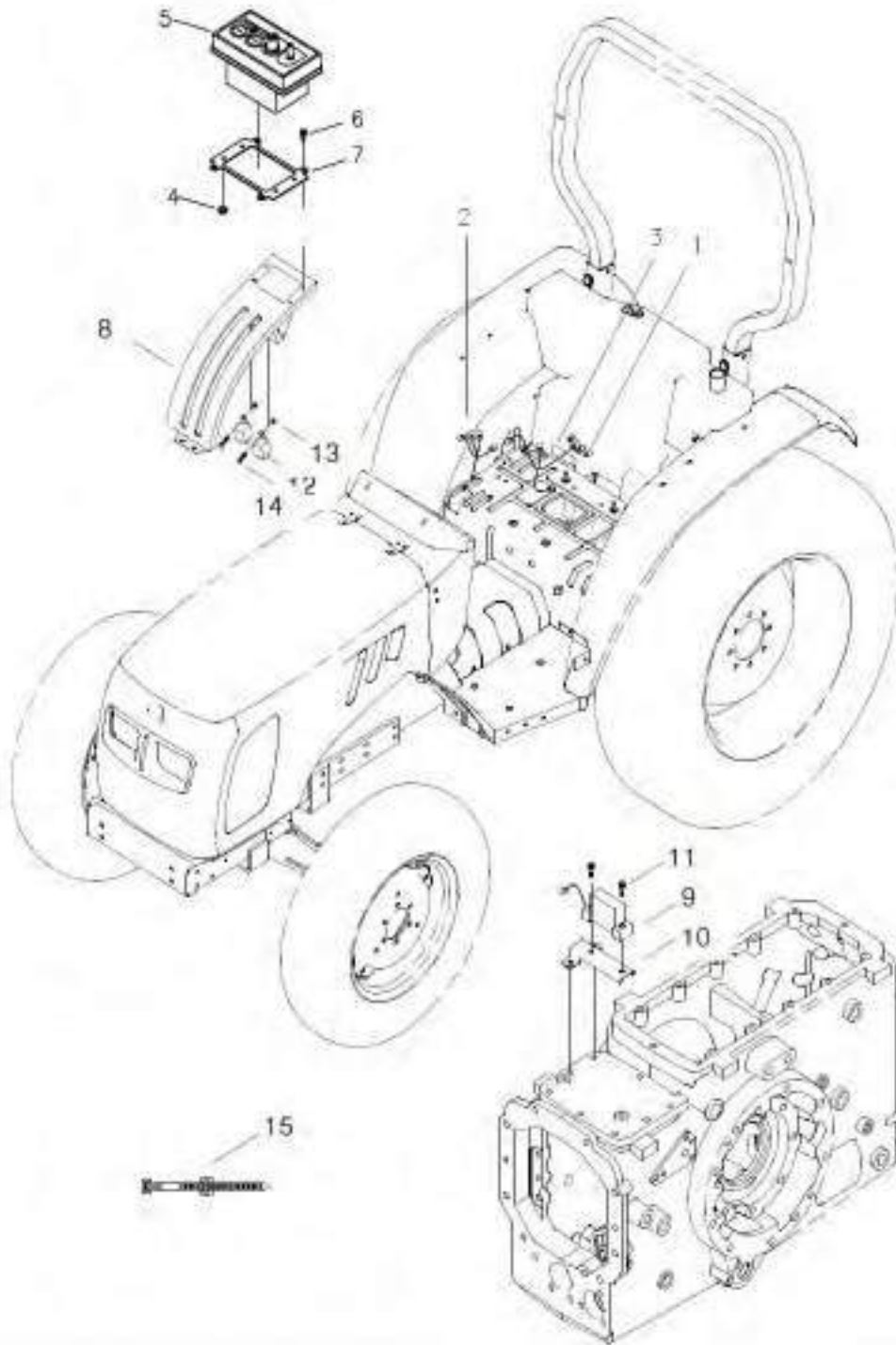
(F)

NO.	PART NO.	PART NAME & DESCRIPTION	QTY		APP. NO	REM.
			A	B		
1	A1730189	HARNNESS, LEVELING	1	1		
2	A1730195	HARNNESS, INTERLOCK	1	1		
3	A1970346	WEATHER, STRIP	1	1		
4	S345040013	NUT, FLANGE	4	4		
5	A1829032	CONTROLLER, LEVELING	1	1		
6	S157051013	BOLT, HEX. W/WASHER	4	4		
7	A1825147	BRACKET, LEVELING CTRL.	1	1		
8	A1825111	GUIDE, HYD. LEVER	1	1		
9	A1829088	SENSOR, SLOPE ANGLE	1	1		
10	A1829069	BRACKET, SENSOR	1	1		
11	S155063533	BOLT, HEX	2	2		
12	Q1800018	RELAY	2	2		
13	S159062033	BOLT, W/WASHER	2	2		
14	S345060013	NUT, FLANGE	2	2		
15	A1970263	TIE, MOUNT	1	1		

WIRE, CON. & SENSOR

FIG. 8-5A

G. 750



WIRE, CON. & SENSOR

A-N41, B-N47

A-N41(Neo41), B-N47(Neo47)

FIG. 8-5A

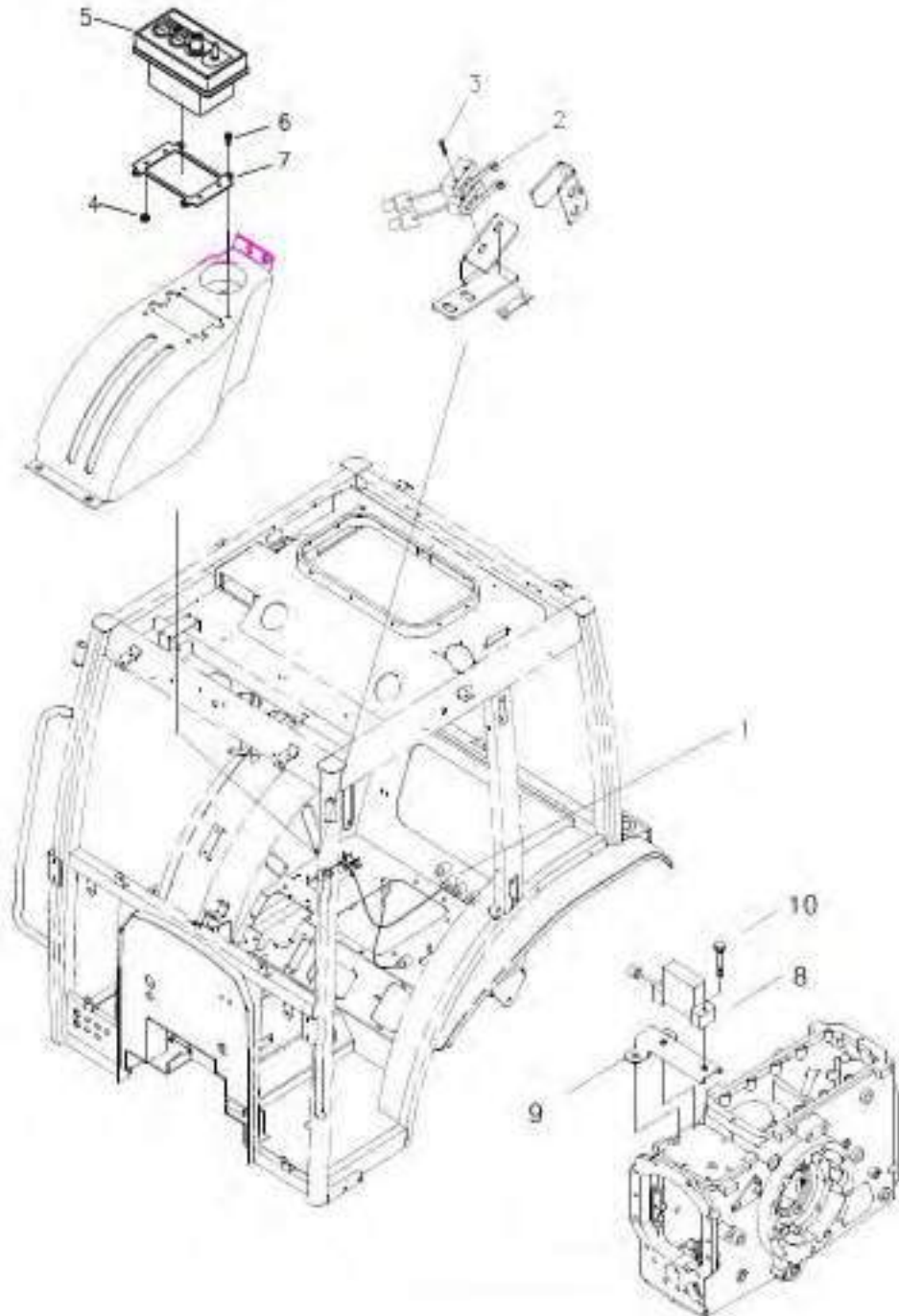
(F)

NO.	PART NO.	PART NAME & DESCRIPTION	QTY		APP. NO	REM.
			A	B		
1	A1730189	HARNESS, LEVELING	1	1		
2	A1730195	HARNESS, INTERLOCK	1	1		
3	A1970346	WEATHER, STRIP	1	1		
4	S345040013	NUT, FLANGE	4	4		
5	A1829032	CONTROLLER, LEVELING	1	1		
6	S157051013	BOLT, HEX. W/WASHER	4	4		
7	A1825147	BRACKET, LEVELING CTRL.	1	1		
8	A1825111	GUIDE, HYD. LEVER	1	1		
9	A1829001	SENSOR, SLOPE ANGLE	1	1		
10	A1829069	BRACKET, SENSOR	1	1		
11	S155063533	BOLT, HEX	2	2		
12	Q1800018	RELAY	2	2		
13	S159062033	BOLT, W/WASHER	2	2		
14	S345060013	NUT, FLANGE	2	2		
15	A1970263	TIE, MOUNT	1	1		

WIRE, CON. & SENSOR

FIG. 8-5B

G. 750



WIRE, CON. & SENSOR

A-N41, B-N47

A-N41(Neo41), B-N47(Neo47)

FIG. 8-5B

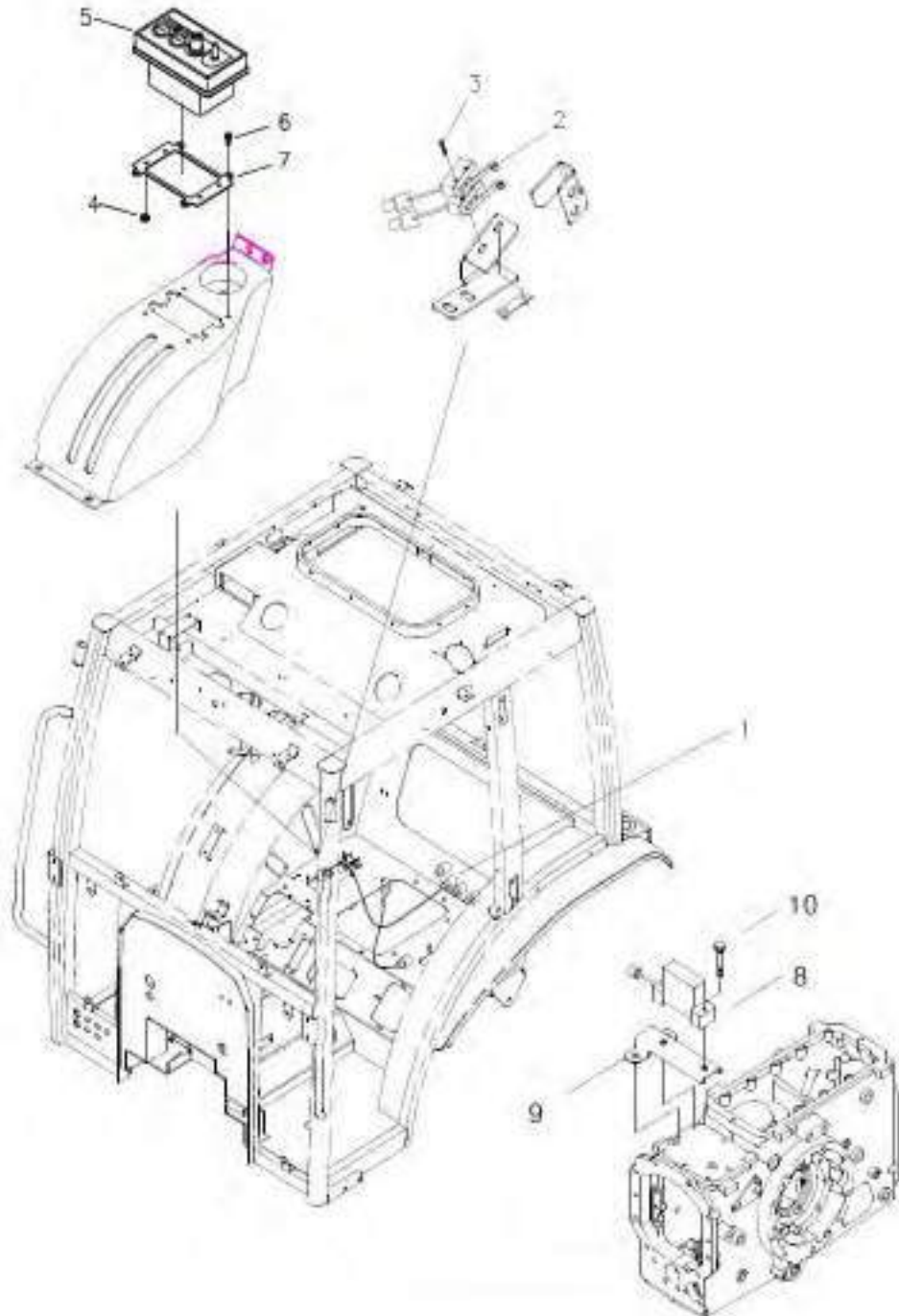
(C)

NO.	PART NO.	PART NAME & DESCRIPTION	QTY		APP. NO	REM.
			A	B		
1	A1730189	HARNESS, LEVELING	1	1		
2	A1750229	SWITCH, LEVER	1	1		
3	S227405011	SCREW, W/WASHER	2	2		
4	S345040013	NUT, FLANGE	4	4		
5	A1829032	CONTROLLER, LEVELING	1	1		
6	S157051013	BOLT, HEX, W/WASHER	4	4		
7	A1825147	BRACKET, LEVELING CTRL.	1	1		
8	A1829088	SENSOR, SLOPE ANGLE	1	1		
9	A1829069	BRACKET, SENSOR	1	1		
10	S155063533	BOLT, HEX	2	2		

WIRE, CON. & SENSOR

FIG. 8-5B

G. 750



WIRE, CON. & SENSOR

A-N41, B-N47

A-N41(Neo41), B-N47(Neo47)

FIG. 8-5B

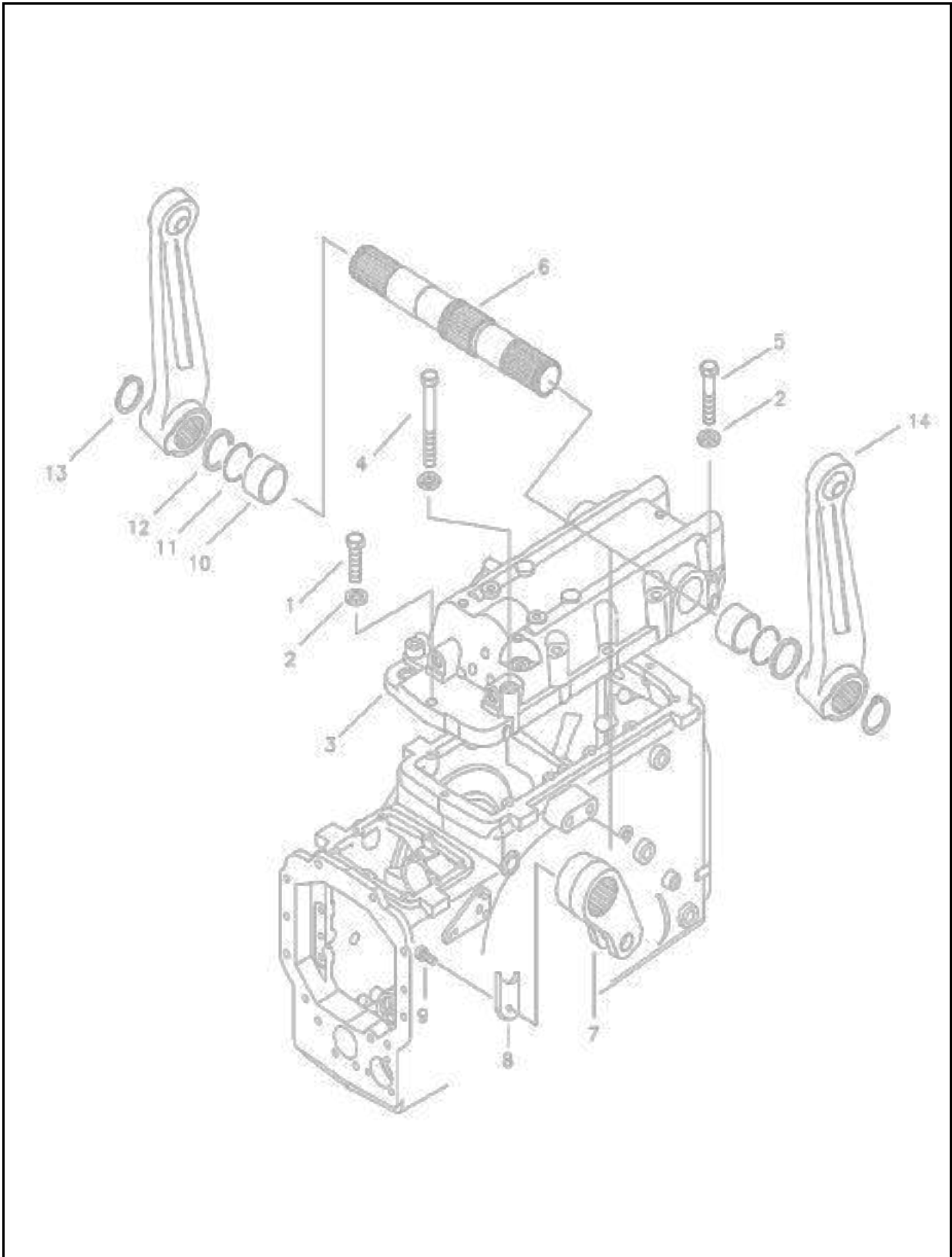
(C)

NO.	PART NO.	PART NAME & DESCRIPTION	QTY		APP. NO	REM.
			A	B		
1	A1730189	HARNESS, LEVELING	1	1		
2	A1750229	SWITCH, LEVER	1	1		
3	S227405011	SCREW, W/WASHER	2	2		
4	S345040013	NUT, FLANGE	4	4		
5	A1829032	CONTROLLER, LEVELING	1	1		
6	S157051013	BOLT, HEX, W/WASHER	4	4		
7	A1825147	BRACKET, LEVELING CTRL.	1	1		
8	A1829001	SENSOR, SLOPE ANGLE	1	1		
9	A1829069	BRACKET, SENSOR	1	1		
10	S155063533	BOLT, HEX	2	2		

HYDRAULIC HOUSING

FIG. 9-1A

G. 820



HYDRAULIC HOUSING

A-N41, B-N47

A-N41(Neo41), B-N47(Neo47)

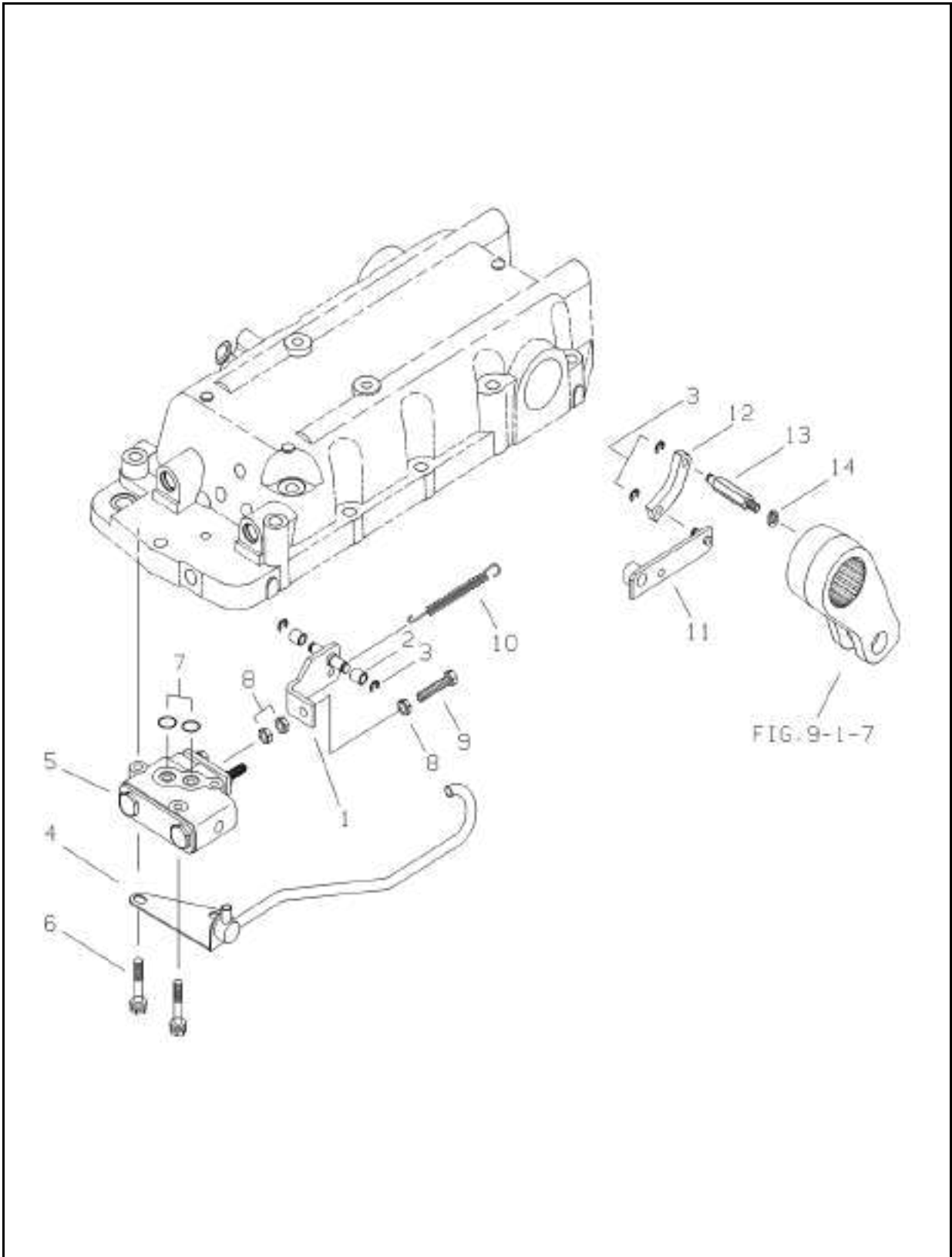
FIG. 9-1A

NO.	PART NO.	PART NAME & DESCRIPTION		QTY		APP. NO	REM.
				A	B		
1	S105124543	BOLT, HEX . SMALL	M12×1.75×45	4	4		
2	S361120013	WASHER, SPRING	Φ21.5×Φ12.2×3t	12	12		
3	A1820048	HOUSING, HYD		1	1		
4	S105128543	BOLT, HEX . SMALL	M12×1.75×85	4	4		
5	S105126043	BOLT, HEX . SMALL	M12×1.75×60	4	4		
6	A1821030	SHAFT, HYD. LIFT		1	1		
7	A1821029	ARM, POWER		1	1		
8	A1826094	PLATE, LOCK		1	1		
9	S153081633	BOLT, HEX	M8×1.25×16	1	1		
10	3A1821005	BUSHING	Φ45×Φ50×30	2	2		
11	S802045010	O-RING	D44.4×3.1	2	2		
12	3A1821004	COLLAR	Φ45×Φ50×5	2	2		
13	S810042001	RING, SNAP	Φ38.5	2	2		
14	A1821026	ARM, LIFT ASSY		2	2		

LIFT CONTROL VALVE & LINK

FIG. 9-2A

G. 822



LIFT CONTROL VALVE & LINK

A-N41, B-N47

A-N41(Neo41), B-N47(Neo47)

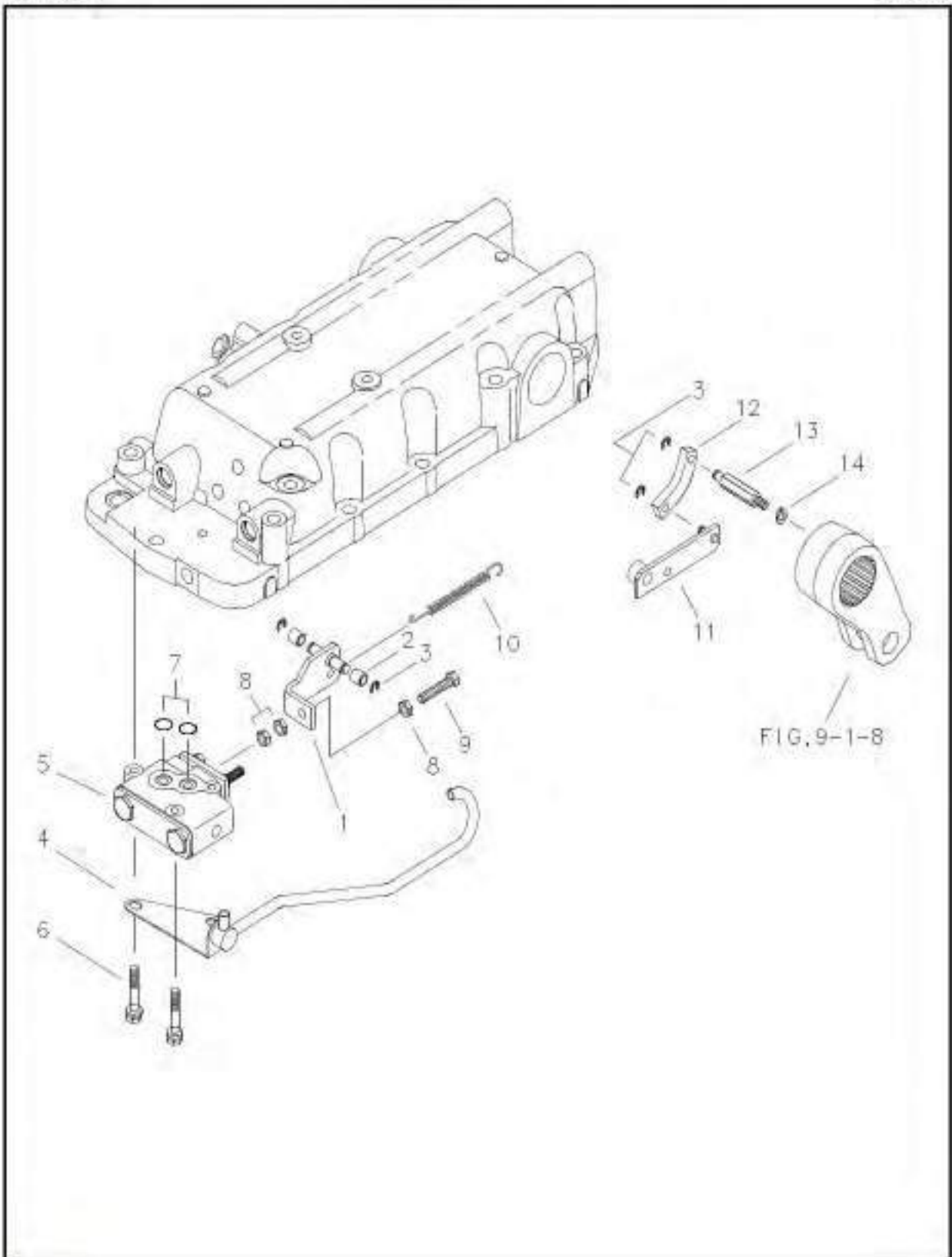
FIG. 9-2A

NO.	PART NO.	PART NAME & DESCRIPTION	QTY		APP. NO	REM.
			A	B		
1~3	A1824037	CLEVIS ASSY	1	1		
1	A1824036	CLEVIS	1	1		
2	3A1822006	ROLLER	2	2		
3	S814006003	RING, SNAP (E)	4	4		
4	2A1822012	PIPE, LUBRICATE	1	1		
5	A1822151	VALVE, CONTROL	1	1		
6	S155085033	BOLT, HEX	3	3		
7	S801012020	O-RING	2	2		
8	S313080043	NUT, HEX	3	3		
9	S163085043	BOLT, HEX	1	1		
10	A1822086	SPRING	1	1		
11	A1824028	LINK, FEED BACK	1	1		
12	3A1822010	LINK (E)	1	1		
13	A1822031	PIN	1	1		
14	S361080013	WASHER, SPRING	1	1		

LIFT CONTROL VALVE & LINK

FIG. 9-2

G. 822



05-09-01

00

LIFT CONTROL VALVE & LINK

A-N41, B-N47

A-N41(Neo41), B-N47(Neo47)

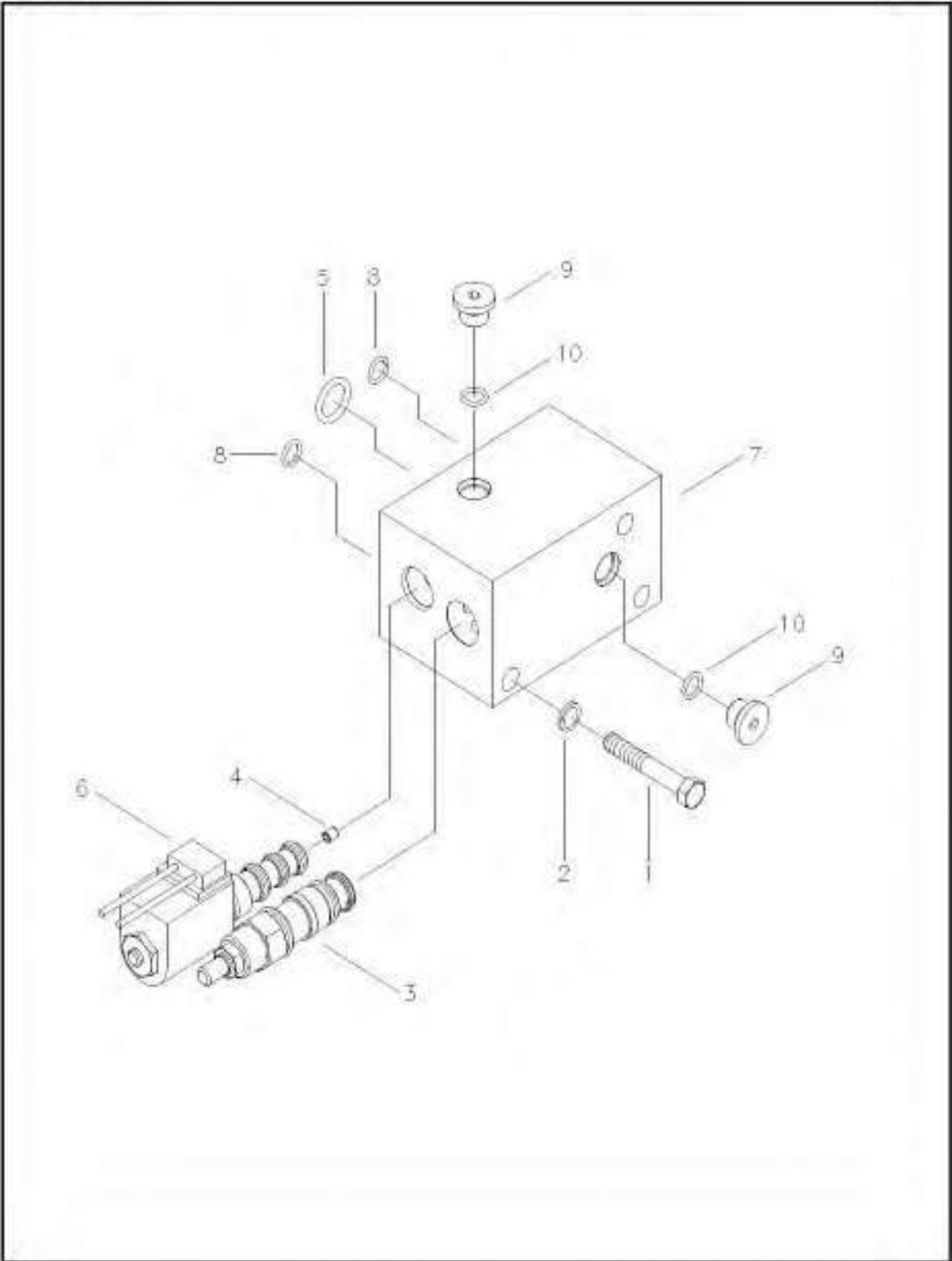
FIG. 9-2

NO.	PART NO.	PART NAME & DESCRIPTION	QTY		APP. NO	REM.
			A	B		
1~3	A1824037	CLEVIS ASSY	1	1		
1	A1824036	CLEVIS	1	1		
2	3A1822006	ROLLER	2	2		
3	S814006003	RING, SNAP (E)	4	4		
4	2A1822012	PIPE, LUBRICATE	1	1		
5	A1822151	VALVE, CONTROL	1	1		
6	S155085033	BOLT, HEX	3	3		
7	S801012020	O-RING	2	2		
8	S313080043	NUT, HEX	3	3		
9	S163085043	BOLT, HEX	1	1		
10	A1822086	SPRING	1	1		
11	A1824063	LINK	1	1		
12	3A1822010	LINK (E)	1	1		
13	A1822031	PIN	1	1		
14	S361080013	WASHER, SPRING	1	1		

TM CONTROL VALVE

FIG. 9-3

G. 822



05-09-01

00

TM CONTROL VALVE

A-N41, B-N47

A-N41(Neo41), B-N47(Neo47)

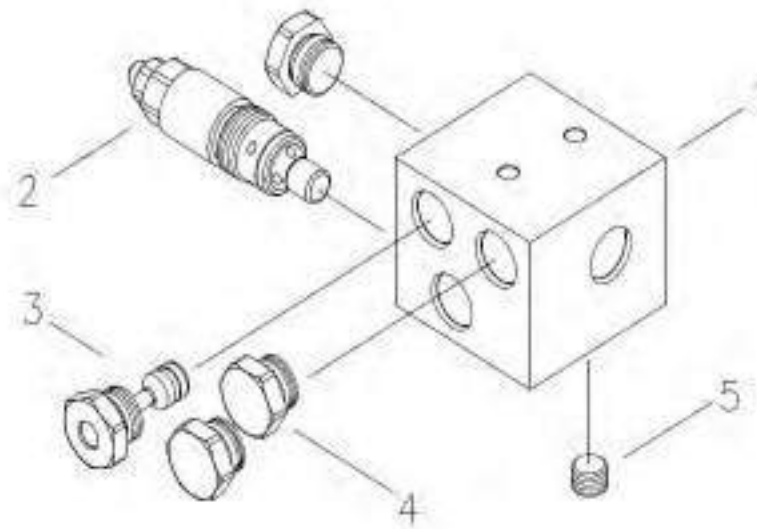
FIG. 9-3

NO.	PART NO.	PART NAME & DESCRIPTION		QTY		APP. NO	REM.
				A	B		
1	S107109043	BOLT, HEX	M10×1.25×90	3	3		
2	S361100013	WASHER, SPRING	Φ10	3	3		
3~10	A1822109	IND . PTO VALVE ASSY		1	1		
3	A1822105	VALVE, SEQUENCE		1	1		
4	A1822184	ORIFICE		1	1		
5	S801018010	O-RING	D18	1	1		
6	A1822091	VALVE, SOLENOID		1	1		
7	A1822110	BLOCK, IND . VALVE		1	1		
8	S801010011	O-RING	P10A	2	2		
9	A1822094	PLUG	PF1/4	2	2		
10	S801011010	O-RING	P11	2	2		

FRONT OUTLET & LOADER VALVE

FIG. 9-4

G. 822



FRONT OUTLET & LOADER VALVE

A-N41, B-N47

A-N41(Neo41), B-N47(Neo47)

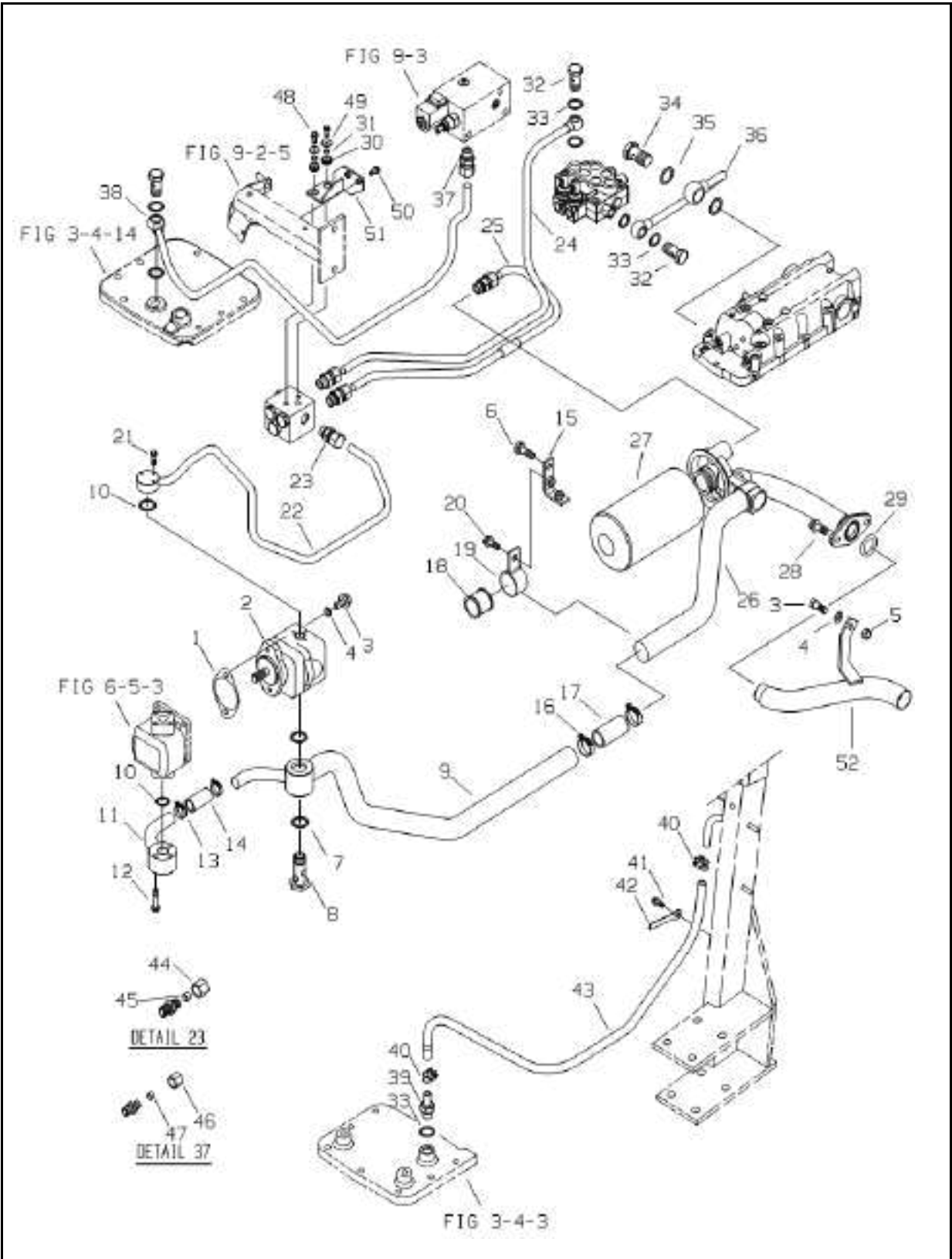
FIG. 9-4

NO.	PART NO.	PART NAME & DESCRIPTION		QTY		APP. NO	REM.
				A	B		
1~5	A1822127	OUTLET VALVE ASSY		1	1		
1	A1822128	VALVE BLOCK		1	1		
2	A1822077	VALVE, RELIEF		1	1		
3	A1822131	PLUG, CARRY OVER		1	1		
4	A5001244	PLUG	PF1/2	3	3		
5	A0610168	PLUG	PT1/4	1	1		

HYDRAULIC LINES

FIG. 9-5A

G. 823



HYDRAULIC LINES

A-N41, B-N47

A-N41(Neo41), B-N47(Neo47)

FIG. 9-5A (F, F/OUTLET VALVE)

NO.	PART NO.	PART NAME & DESCRIPTION	QTY		APP. NO	REM.
			A	B		
1	A1823103	GASKET, PUMP	0.6t	1	1	
2	A1823533	PUMP, HYD	14cc/rev	1	1	
3	S107102543	BOLT, HEX	M10×1.25×25	3	3	
4	S361100013	WASHER, SPRING	Φ10.2×2.5t	3	3	
5	S314100032	NUT, HEX. S. 2-TYPE	M10X1.25	1	1	
6	S154102533	BOLT, HEX	M10x1.25x25	1	1	
7	A1823168	PACKING, COPPER	Φ26.7×1.5t	2	2	
8	3A1823003	BOLT, UNION	PF3/4	1	1	
9	A1823540	PIPE, FRONT SUCTION	Φ35×1.6t	1	1	
10	S801018010	O-RING	D17.8×2.4	2	2	
11	A1823332	ADAPTOR, F/S PIPE	Φ20×0.9t	1	1	
12	S153064033	BOLT, HEX	M6×1.0×40	3	3	
13	A1970201D	CLAMP, HOSE	17~31	2	2	
14	A1823331	HOSE, F/S PIPE	Φ19	1	1	
15	A1823308	BRACKET, CLAMP		1	1	
16	A1970201G	CLAMP, HOSE	27-50	2	2	
17	A5000401	HOSE, SUCTION	Φ35	1	1	
18	A1823313	RUBBER, CLAMP	Φ35	1	1	
19	A1823307	CLAMP, HYD. PIPE		1	1	
20	S155082533	BOLT, HEX	M8x1.25x25	1	1	
21	S153063033	BOLT, HEX	M6×1.0×40	3	3	
21~23	A1823538	F/PRESSURE PIPE ASSY		1	1	
22	A1823539	PIPE, FRONT PRESSURE	Φ15×1.5t	1	1	
23	A1823144	JOINT	BOM15-04G	4	4	
23,24	A1823426	R/ PRESSURE PIPE ASSY		1	1	
24	A1823427	PIPE, REAR PRESSURE	Φ15X1.5t	1	1	
23,25	A1823428	DRAIN PIPE ASSY		1	1	
25	A1823429	PIPE, DRAIN	Φ15X1.5t	1	1	
26	A1823506	PIPE, REAR SUCTION	Φ35×1.6t	1	1	
27	A1823315	FILTER, HYD		1	1	
28	S154103033	BOLT, HEX	M10x1.25x30	2	2	
29	S804035010	O-RING	Φ34.5×2.0	1	1	
30	A1970331	GROMET		2	2	
31	A1840058	SPACER		2	2	
32	A1630201	BOLT, UNION	PF3/8	3	3	
33	A1823245	SEAL, BONDED	Φ16.8×1.5t	7	7	
34	A1823161	BOLT, UNION	PF1/2	1	1	
35	A1823252	SEAL, BONDED	Φ21.2×1.5t	2	2	
36	A1823310	PIPE, REAR PRESSURE	Φ15×1.5t	1	1	
37,38	A1NMS004	DRAIN PIPE ASSY		1	1	
37	A1630144	JOINT	BOM12-03G	1	1	
38	A1823339	PIPE, DRAIN	Φ12×1t	1	1	
39	A1823341	JOINT	BA12-03G	1	1	
40	S901001613	BAND, WIRE	Φ16×1.4d	2	2	
41	S155082033	BOLT, HEX	M8x1.25x20	1	1	

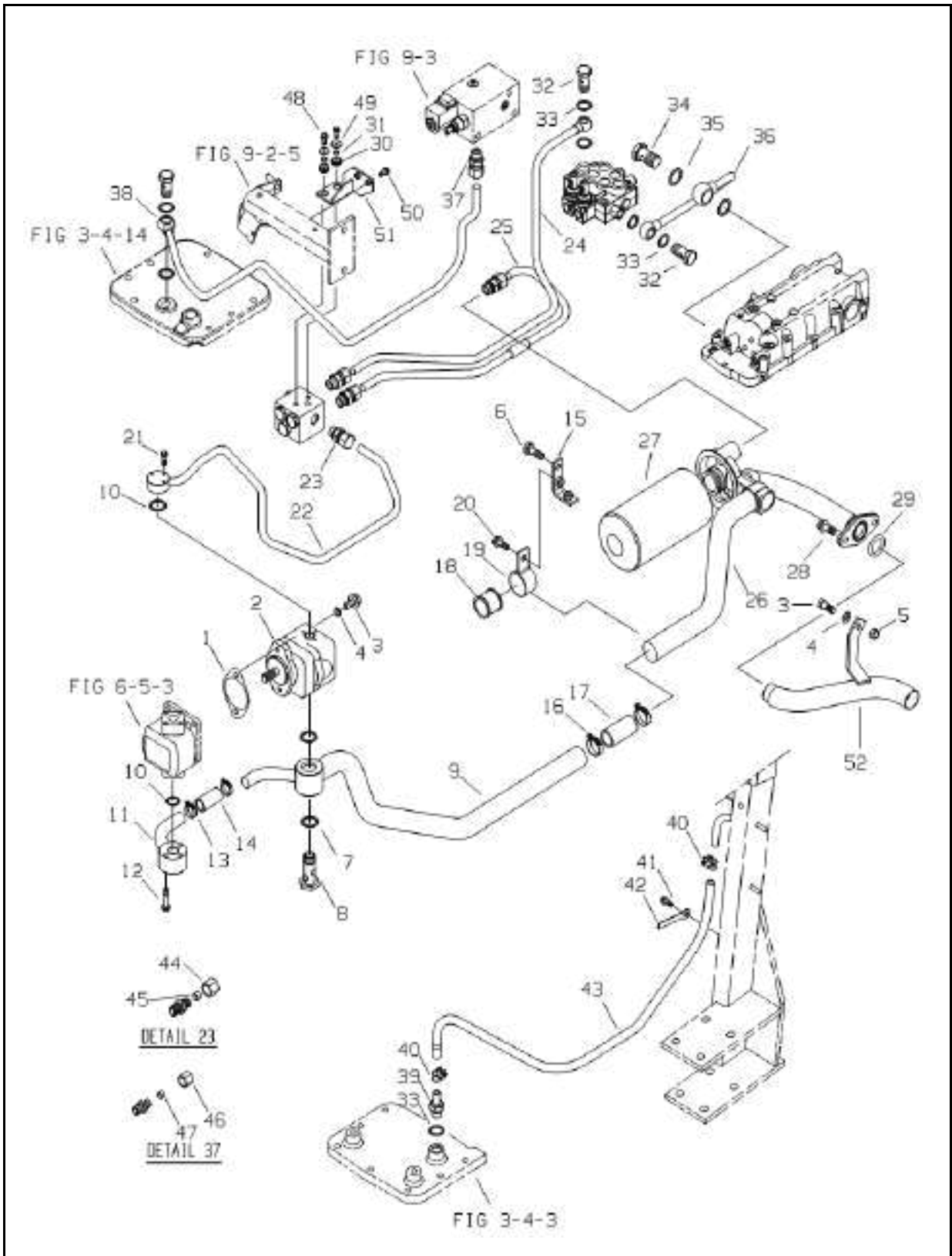
05-09-01

00

HYDRAULIC LINES

FIG. 9-5A

G. 823



HYDRAULIC LINES

A-N41, B-N47

A-N41(Neo41), B-N47(Neo47)

FIG. 9-5A

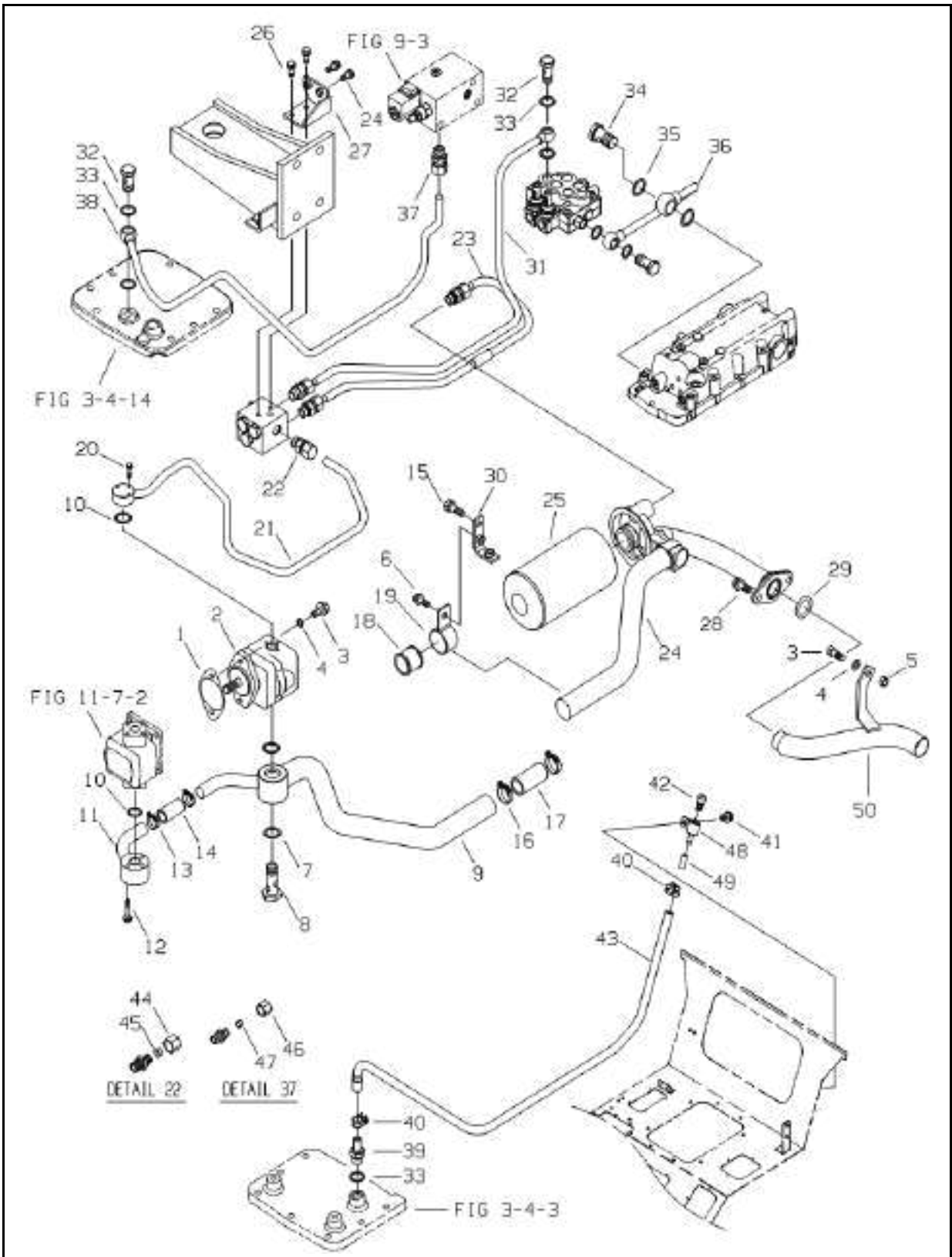
(F, F/OUTLET VALVE)

NO.	PART NO.	PART NAME & DESCRIPTION	QTY			APP. NO	REM.
			A	B			
42	A0640015	CLAMP D-TY	1	1			
43	A0726115L	HOSE, AIR BREATHER	1	1			
44	A1823034	NUT, HEX	5	5			
45	A1823033	SLEEVE	5	5			
46	A1630170	NUT, HEX	1	1			
47	A1630169	SLEEVE	1	1			
48	S153082033	BOLT, HEX	2	2			
49	S365082613	WASHER, PLN. L-RD	2	2			
50	S153082533	BOLT, HEX	2	2			
51	A1822156	BRACKET, F/OUTLET VALVE	1	1			
52	A1823503	PIPE, SUCTION(CASE INSIDE)	1	1			

HYDRAULIC LINES

FIG. 9-5B

G. 823



HYDRAULIC LINES

A-N41, B-N47

A-N41(Neo41), B-N47(Neo47)

FIG. 9-5B

(C, F/OUTLET VALVE)

NO.	PART NO.	PART NAME & DESCRIPTION	QTY		APP. NO	REM.
			A	B		
1	A1823103	GASKET, PUMP	0.6t	1	1	
2	A1823533	PUMP, HYD	14cc/rev	1	1	
3	S107102543	BOLT, HEX	M10×1.25×25	3	3	
4	S361100013	WASHER, SPRING	Φ10.2×2.5t	3	3	
5	S314100013	NUT, HEX. S. 2-TYPE	M10X1.25	1	1	
6	S155082533	BOLT, HEX	M8x1.25x25	2	2	
7	A1823168	PACKING, COPPER	Φ26.7×1.5t	2	2	
8	3A1823003	BOLT, UNION	PF3/4	1	1	
9	A1823540	PIPE, FRONT SUCTION	Φ35×1.6t	1	1	
10	S801018010	O-RING	D17.8×2.4	2	2	
11	A1823332	ADAPTOR, F/S PIPE	Φ20×0.9t	1	1	
12	S153064033	BOLT, HEX	M6×1.0×40	3	3	
13	A1970201D	CLAMP, HOSE	17~31	2	2	
14	A1823331	HOSE, F/S PIPE	Φ19	1	1	
15	S154102533	BOLT, HEX	M10x1.25x25	1	1	
16	A1970201G	CLAMP, HOSE	27-50	2	2	
17	A5000401	HOSE, SUCTION	Φ35	1	1	
18	A1823313	RUBBER, CLAMP	Φ35	1	1	
19	A1823307	CLAMP, HYD. PIPE		1	1	
20	S153063033	BOLT, HEX	M6×1.0×30	3	3	
21~22	A1823538	F/ PRESSURE PIPE ASSY		1	1	
21	A1823539	PIPE, FRONT PRESSURE	Φ15×1.5t	1	1	
22	A1823144	JOINT	BOM15-04G	4	4	
22,23	A1823428	DRAIN PIPE ASSY		1	1	
23	A1823429	PIPE, DRAIN	Φ15X1.5t	1	1	
24	A1823506	PIPE REAR SUCTION	Φ35×1.6t	1	1	
25	A1823315	FILTER, HYD.		1	1	
26	S153082033	BOLT, HEX	M8X1.25X20	2	2	
27	A1822130	BRACKET, F/OUTLET V/V		1	1	
28	S154103033	BOLT, HEX	M10x1.25x30	2	2	
29	S804035010	O-RING	Φ34.5×2.0	1	1	
30	A1823308	BRACKET, CLAMP		1	1	
22,31	A1823426	R/PRESSURE PIPE ASSY		1	1	
31	A1823427	PIPE, REAR PRESSURE	Φ15X1.5t	1	1	
32	A1630201	BOLT, UNION	PF3/8	3	3	
33	A1823245	SEAL, BONDED	Φ16.8×1.5t	7	7	
34	A1823161	BOLT, UNION	PF1/2	1	1	
35	A1823252	SEAL, BONDED	Φ21.2×1.5t	2	2	
36	A1823310	PIPE, REAR PRESSURE	Φ15×1.5t	1	1	
37,38	A1NMS004	DRAIN PIPE ASSY		1	1	
37	A1630144	JOINT	BOM12-03G	1	1	
38	A1823339	PIPE, DRAIN	Φ12×1t	1	1	
39	A1823341	JOINT	BA12-03G	1	1	
40	S901001613	BAND, WIRE	Φ16X1.4d	2	2	
41	S155082033	BOLT, HEX	M8X1.25X20	1	1	

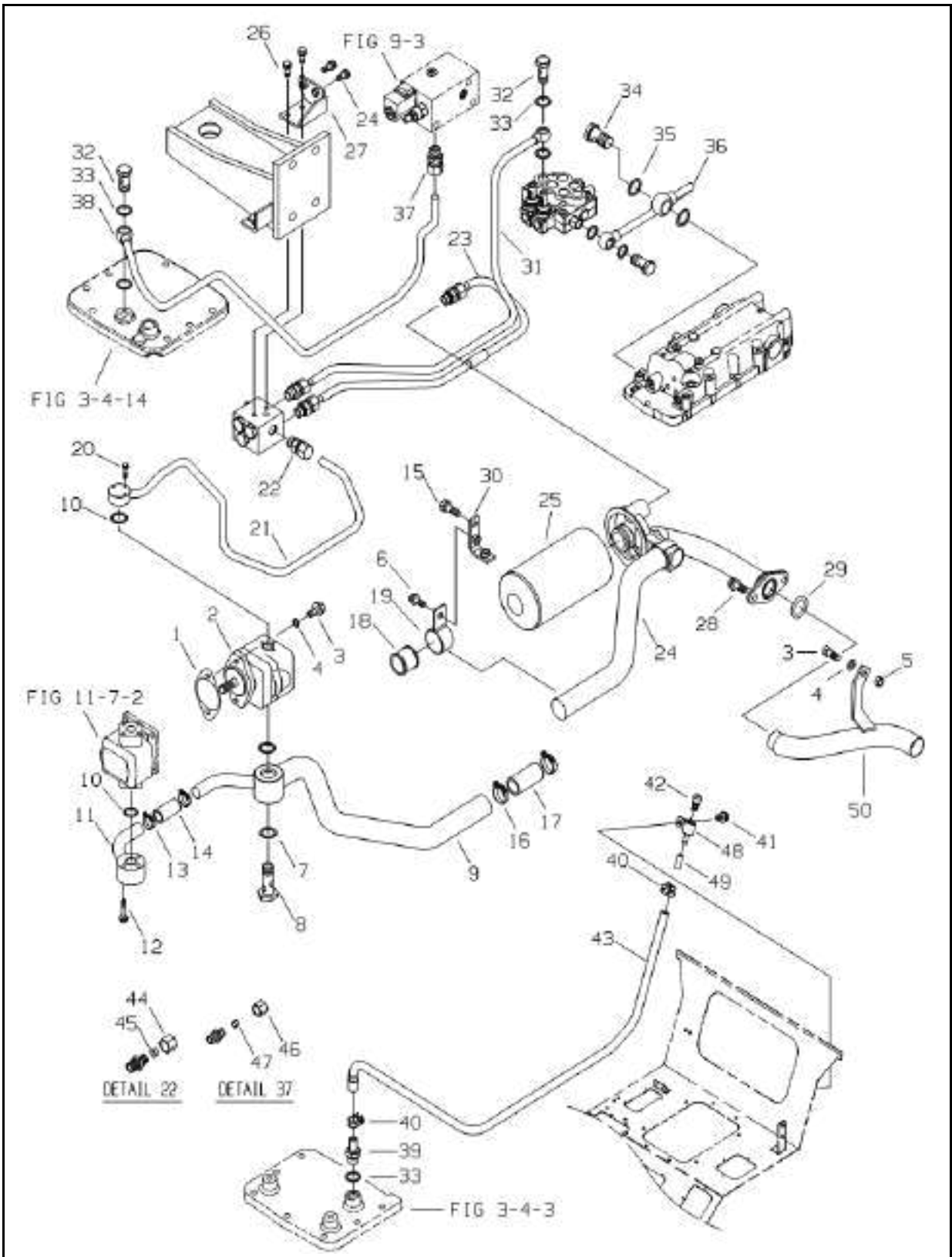
05-09-01

00

HYDRAULIC LINES

FIG. 9-5B

G. 823



HYDRAULIC LINES

A-N41, B-N47

A-N41(Neo41), B-N47(Neo47)

FIG. 9-5B

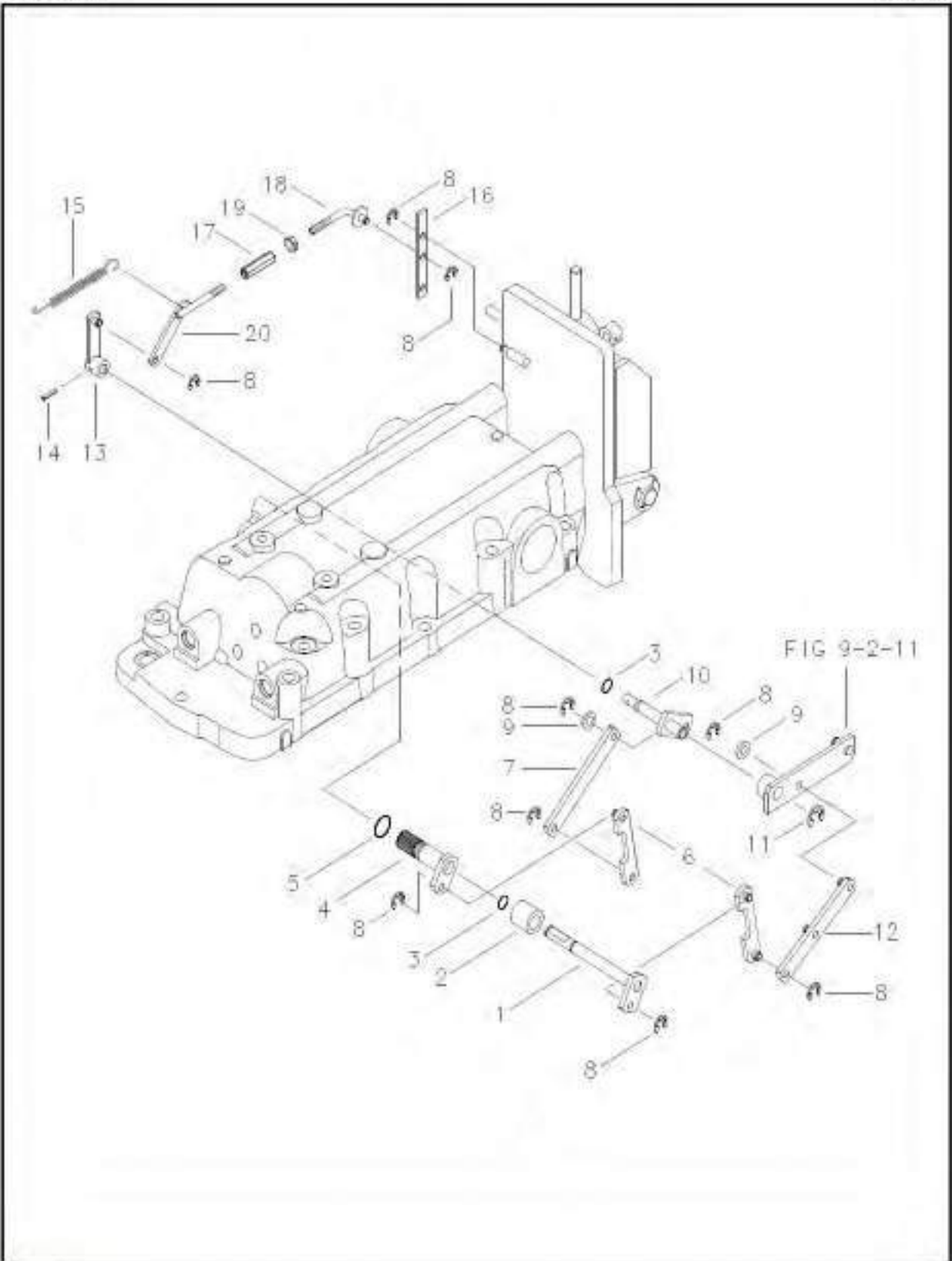
(C, F/OUTLET VALVE)

NO.	PART NO.	PART NAME & DESCRIPTION	QTY		APP. NO	REM.
			A	B		
42	A1250049	PLUG, AIR VENT	1	1		
43	A0727115L	HOSE, AIR BREATHER	1	1		
44	A1823034	NUT, HEX	5	5		
45	A1823033	SLEEVE	5	5		
46	A1630170	NUT, HEX	1	1		
47	A1630169	SLEEVE	1	1		
48,49	A1823380	AIR VENT ADAPTOR ASSY	1	1		
48	A0722020	HOSE,VINYL	1	1		
49	A5001410	AIR VENT F/TANK	1	1		
50	A1823503	PIPE, SUCTION(CASE INSIDE)	1	1		

DRAFT CONTROL LINK

FIG. 9-6A

G. 824



DRAFT CONTROL LINK

A-N41, B-N47

A-N41(Neo41), B-N47(Neo47)

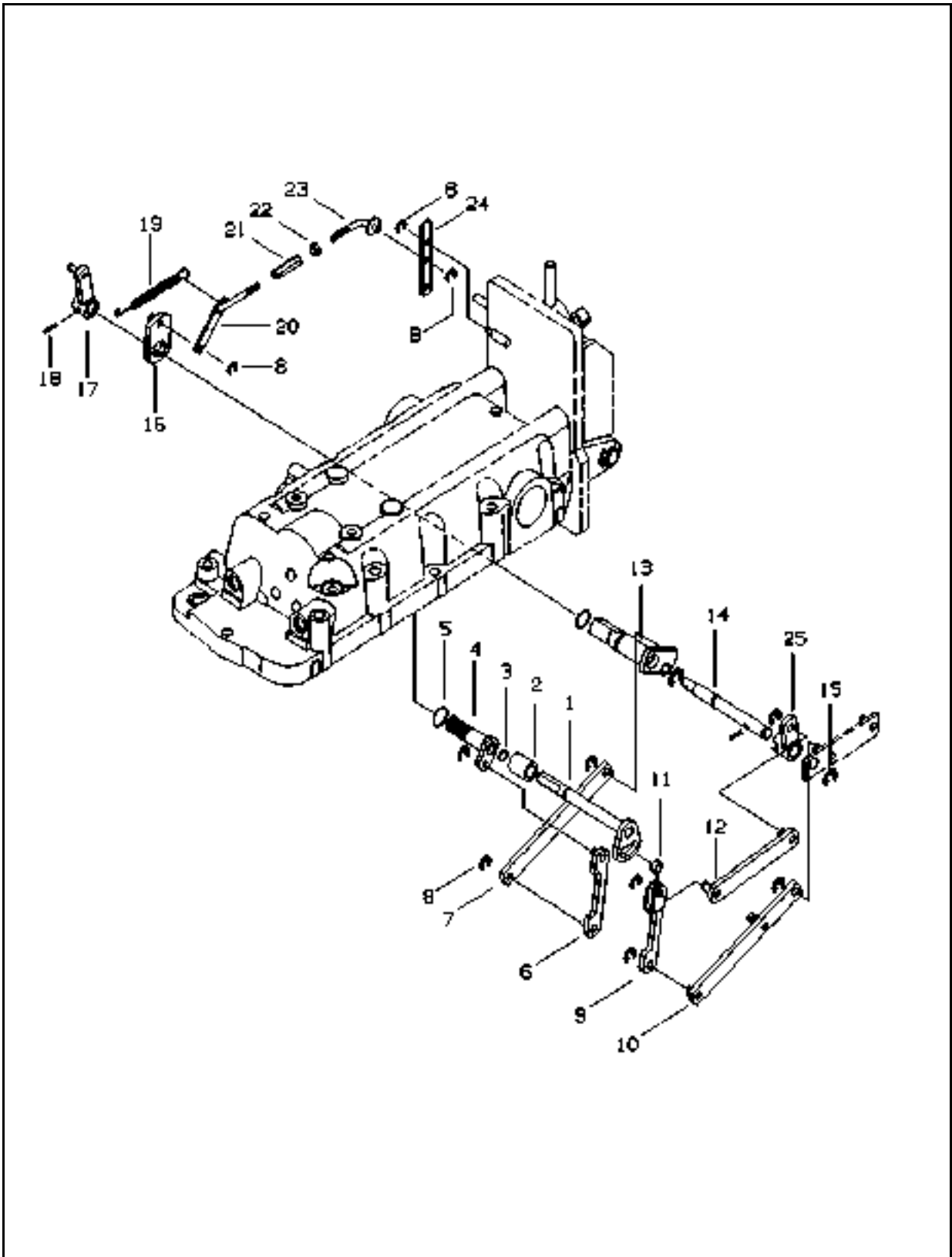
FIG. 9-6A

NO.	PART NO.	PART NAME & DESCRIPTION	QTY			APP. NO	REM.
			A	B			
1	A1824020	SHAFT, POSITION	1	1			
2	A1824029	SPACER	1	1			
3	S801009010	O-RING	2	2			
4	A1824021	SHAFT, DRAFT	1	1			
5	S801016010	O-RING	1	1			
6	3A1824003	LINK (B)	2	2			
7	A1824097	LINK, DRAFT	1	1			
8	S814006003	RING, SNAP	9	9			
9	S364080013	WASHER, PLAIN	2	2			
10	A1824022	SHAFT	1	1			
11	S814009003	RING, SNAP	1	1			
12	A1824026	LINK, POSITION	1	1			
13	A1824019	ARM	1	1			
14	S446042012	PIN, SPRING	1	1			
15	A1824096	SPRING	1	1			
16	3A1824011	LINK, PAC	1	1			
17	3A1824014	JOINT	1	1			
18	3A1824010	ROD (A)	1	1			
19	S313080043	NUT, HEX	1	1			
20	3A1824007	ROD (B)	1	1			

DRAFT CONTROL LINK

FIG. 9-6

G. 824



DRAFT CONTROL LINK

A-N41, B-N47

A-N41(Neo41), B-N47(Neo47)

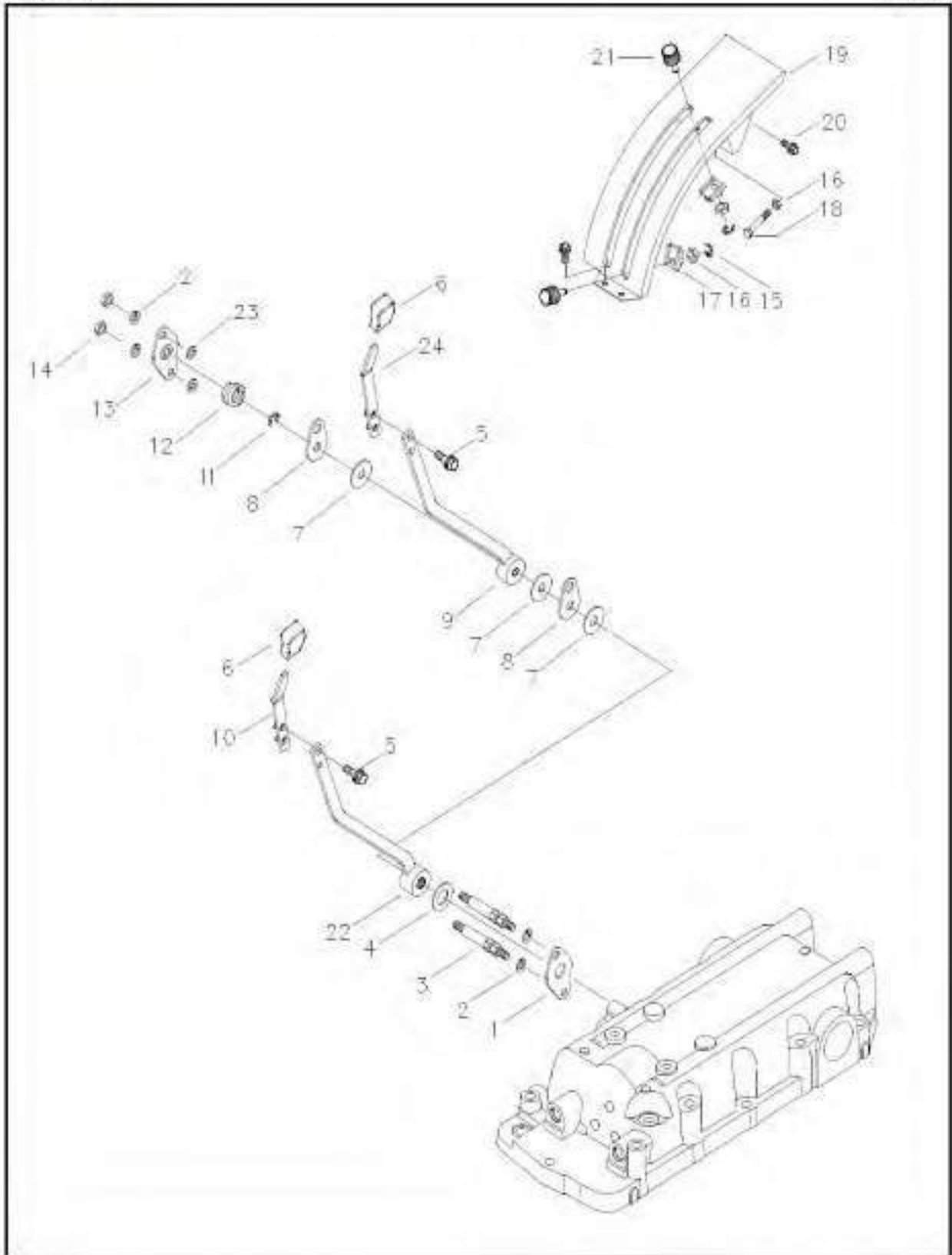
FIG. 9-6

NO.	PART NO.	PART NAME & DESCRIPTION	QTY			APP. NO	REM.
			A	B			
1	A1824059	SHAFT, POSITION	1	1			
2	A1824070	SPACER	1	1			
3	S801009010	O-RING	2	2			
4	A1824021	SHAFT, DRAFT	1	1			
5	S801016010	O-RING	2	2			
6	3A1824003	LINK (B)	1	1			
7	A1824097	LINK, DRAFT	1	1			
8	S814006003	RING, SNAP	10	10			
9	A1824060	LINK2 (B)	1	1			
10	A1824062	LINK, POSITION	1	1			
11	A1824069	ROLLER, AUTO LIFT	1	1			
12	A1824061	LINK, AUTO LIFT	1	1			
13	A1824065	SHAFT, DRAFT CONTROL	1	1			
14	A1824066	SHAFT, AUTO LIFT	1	1			
15	S814009003	RING, SNAP	2	2			
16	A1824067	PLATE, DRAFT	1	1			
17	A1824068	ARM, AUTOLIFT	1	1			
18	S446042012	PIN, SPRING	2	2			
19	A1824096	SPRING	1	1			
20	3A1824007	ROD (B)	1	1			
21	3A1824014	JOINT	1	1			
22	S313080043	NUT	1	1			
23	3A1824010	ROD (A)	1	1			
24	3A1824011	LINK, PAC	1	1			
25	A1824093	ARM, AUTOLIFT(A)	1	1			

HYDRAULIC CONTROL LEVER

FIG. 9-7A

G. 825



HYDRAULIC CONTROL LEVER

A-N41, B-N47

A-N41(Neo41), B-N47(Neo47)

FIG. 9-7A

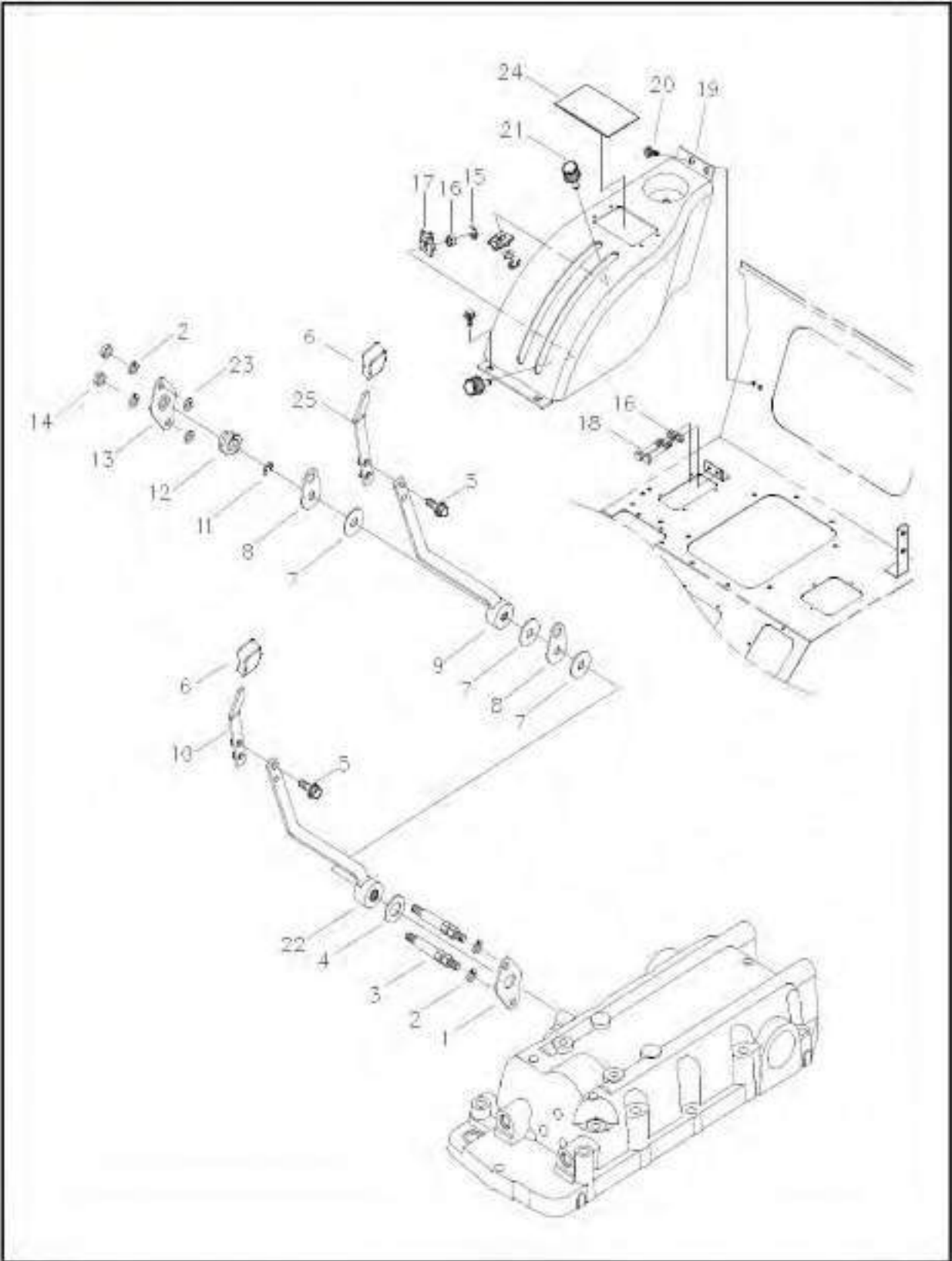
(F)

NO.	PART NO.	PART NAME & DESCRIPTION	QTY			APP. NO	REM.
			A	B			
1	A1825033	COVER	1	1			
2	S361100013	WASHER, SPRING	4	4			
3	A1825085	SUPPORT, LEVER	2	2			
4	A1825023	PLATE, FRICTION(L)	1	1			
5	S155082033	BOLT, HEX	4	4			
6	A1970241	GRIP	2	2			
7	A1825024	PLATE, FRICTION(S)	3	3			
8	A1825053	PLATE, LOCKING	2	2			
9	A1825107	LEVER, POSITION CONTROL	1	1			
10	A1825060	EXTENTION, LEVER	1	1			
11	S810012001	RING, SNAP	1	1			
12	A1825086	SPRING	1	1			
13	A1825034	COVER	1	1			
14	S302100043	NUT, HEX	2	2			
15	S814006003	RING, SNAP	4	4			
16	S305080043	NUT, HEX	6	6			
17	A1825113	STOPPER, LEVER	4	4			
18	S163086043	BOLT, HEX	2	2			
19	A1825161	GUIDE, HYD . LEVER	1	1			
20	S159082033	BOLT, HEX	3	3			
21	A1825056	GRIP	4	4			
22	A1825106	LEVER, DRAFT CONTROL	1	1			
23		SHIM	AR	AR			
24	A1825136	EXTENTION, LEVER	1	1			

AUTO LIFT SWITCH

FIG. 9-7C

G. 825



AUTO LIFT SWITCH

A-N41, B-N47

A-N41(Neo41), B-N47(Neo47)

FIG. 9-7C

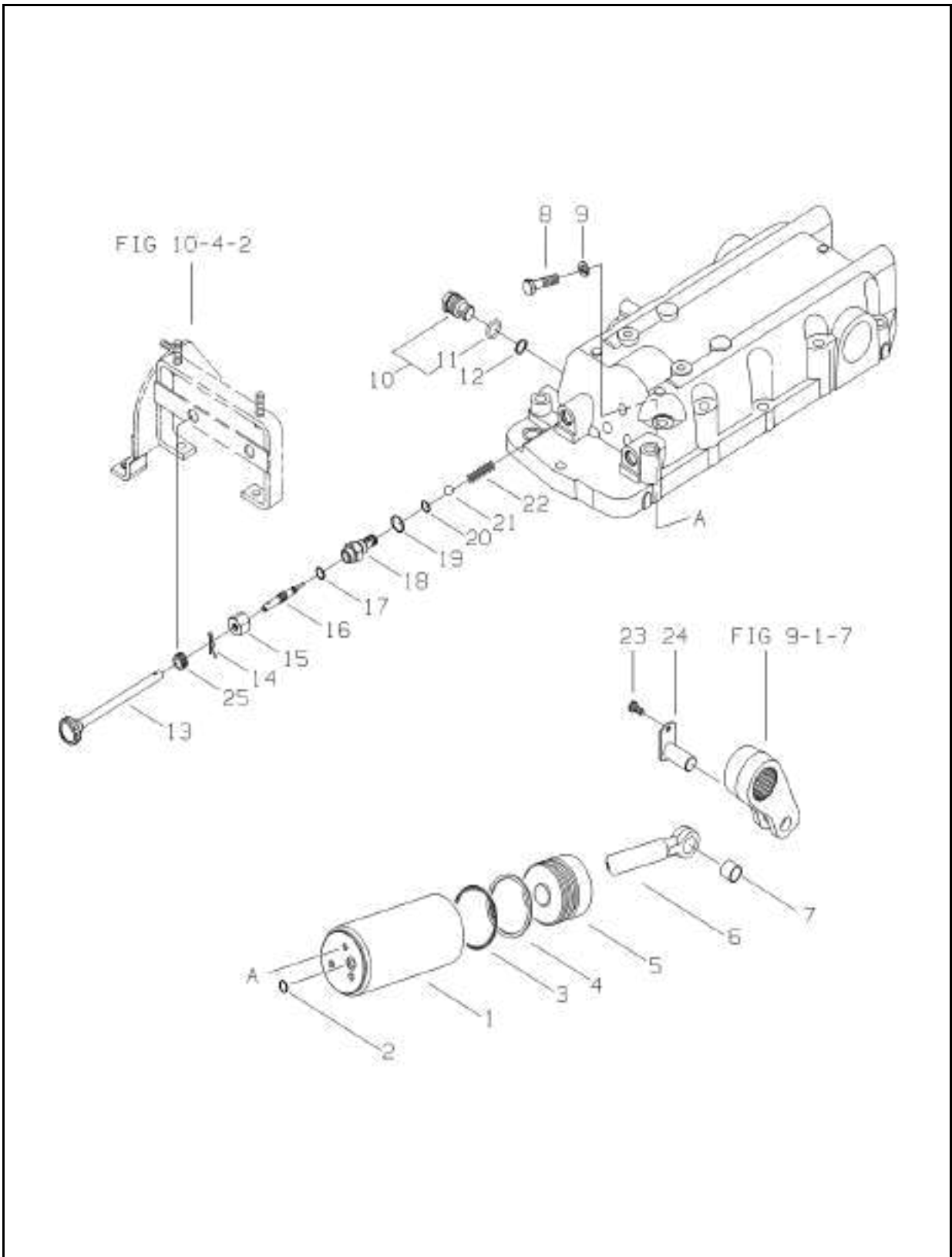
(C)

NO.	PART NO.	PART NAME & DESCRIPTION	QTY			APP. NO	REM.
			A	B			
1	A1825033	COVER	1	1			
2	S361100013	WASHER, SPRING	4	4			
3	A1825085	SUPPORT, LEVER	2	2			
4	A1825023	PLATE, FRICTION(L)	1	1			
5	S155082033	BOLT, HEX	4	4			
6	A1970241	GRIP	2	2			
7	A1825024	PLATE, FRICTION(S)	3	3			
8	A1825053	PLATE, LOCKING	2	2			
9	A1825107	LEVER, POSITION CONTROL	1	1			
10	A1825148	EXTENSION, LEVER	1	1			
11	S810012001	RING, SNAP	1	1			
12	A1825086	SPRING	1	1			
13	A1825034	COVER	1	1			
14	S302100043	NUT, HEX	2	2			
15	S814006003	RING, SNAP	4	4			
16	S305080043	NUT, HEX	6	6			
17	A1825129	STOPPER, LEVER	4	4			
18	S163085043	BOLT, HEX	2	2			
19	A1825132	GUIDE, HYD. LEVER	1	1			
20	S159082033	BOLT, HEX	4	4			
21	A1825056	GRIP	4	4			
22	A1825106	LEVER, DRAFT CONTROL	1	1			
23		SHIM	AR	AR			
24	A1825135	COVER, HYD LEVER GUIDE	1	1			
25	A1825149	EXTENSION, LEVER	1	1			

HYDRAULIC CYLINDER

FIG. 9-8A

G. 826



HYDRAULIC CYLINDER

A-N41, B-N47

A-N41(Neo41), B-N47(Neo47)

FIG. 9-8A

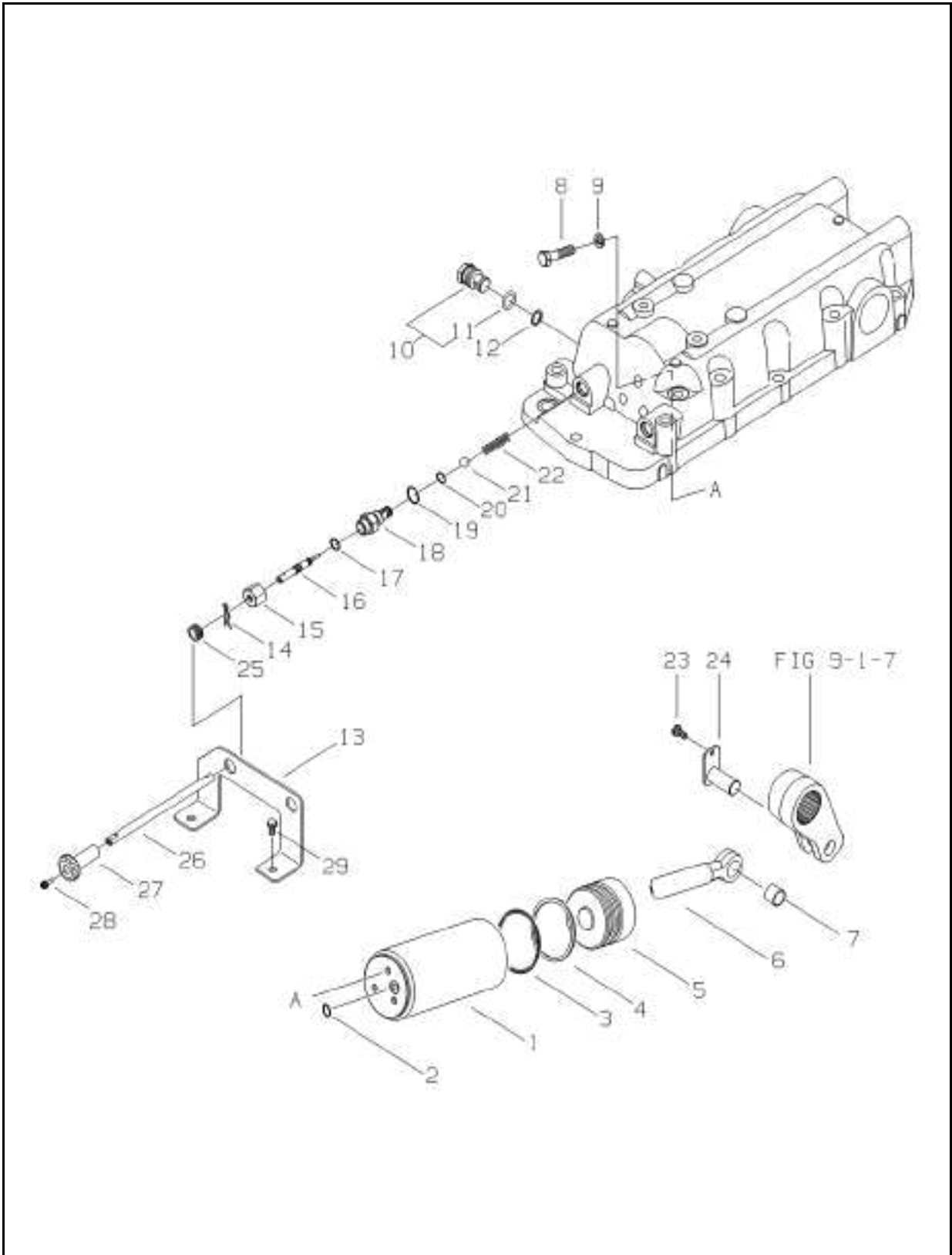
(F)

NO.	PART NO.	PART NAME & DESCRIPTION		QTY		APP. NO	REM.
				A	B		
1	A1826114	CYLINDER, HYD	Φ90	1	1		
2	S801014020	O-RING	Φ13.8×2.4	1	1		
3	A1826066	O-RING	Φ69.6×5.7	2	2		
4	A1826055	RING, BACKUP	Φ80×Φ70×3t	2	2		
5	A1826057	PISTON, HYD	Φ80	1	1		
6	A1826033	ROD, POSITON		1	1		
7	3A1970002	BUSHING	Φ22×Φ25×20	1	1		
8	S103125043	BOLT, HEX	M12×1.25×50	3	3		
9	S361120013	WASHER, SPRING	Φ12.2×3t	3	3		
10	A1826037	VALVE, SAFETY		1	1		
11	S801018010	O-RING	D17.8×2.4	1	1		
12	A1826036	SEAL	Φ10.5×Φ18×1t	1	1		
13	A1970329	KNOB		1	1		
14	S443100013	PIN, SNAP A-TY		1	1		
15~20	A1826116	FLOW, REGULATOR		1	1		
15	A1826081	NUT, HEX	M18×1.25	1	1		
16	A1826115	SCREW, ADJUST		1	1		
17	S801006020	O-RING	Φ5.8×1.9	1	1		
18	A1826079	BODY, REGULATOR		1	1		
19	S801014020	O-RING	D13.8×2.4	1	1		
20	S801010020	O-RING	D9.8×1.9	1	1		
21	A20063480	BALL, STEEL	3/8"	1	1		
22	A1826058	SPRING	Φ8.6×1.4	1	1		
23	S153081633	BOLT, HEX	M8×1.25×16	1	1		
24	3A1826001	PIN	Φ22	1	1		
25	A1970331	GROMMET		1	1		

HYDRAULIC CYLINDER

FIG. 9-8B

G. 826



HYDRAULIC CYLINDER

A-N41, B-N47

A-N41(Neo41), B-N47(Neo47)

FIG. 9-8B

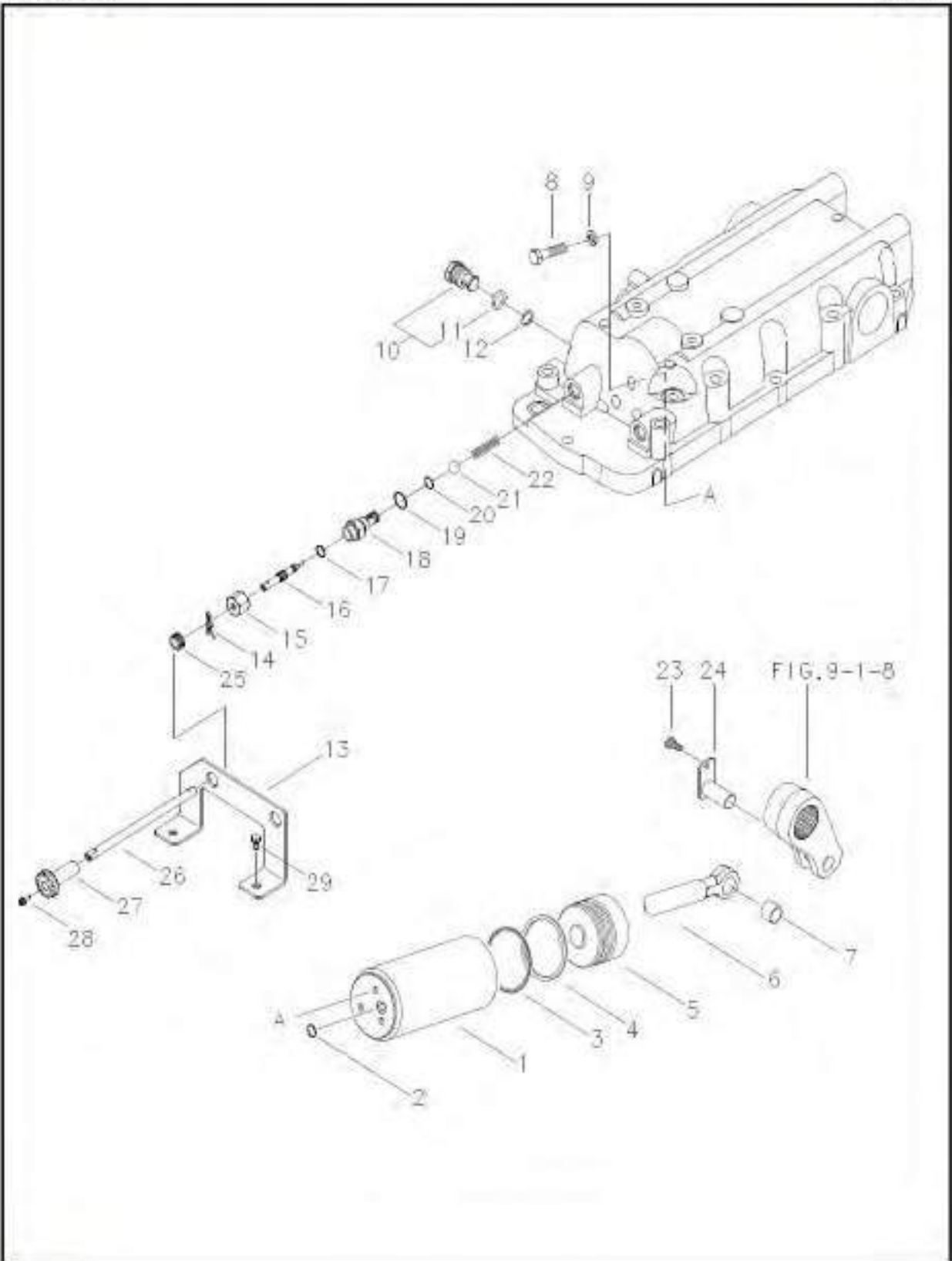
(C)

NO.	PART NO.	PART NAME & DESCRIPTION		QTY		APP. NO	REM.
				A	B		
1	A1826114	CYLINDER, HYD	Φ90	1	1		
2	S801014020	O-RING	Φ13.8×2.4	1	1		
3	A1826066	O-RING	Φ69.6×5.7	2	2		
4	A1826055	RING, BACKUP	Φ80×Φ70×3t	2	2		
5	A1827309	PISTON, HYD	Φ80	1	1		
6	A1827310	ROD, POSITON		1	1		
7	3A1970002	BUSHING	Φ22×Φ25×20	1	1		
8	S103125043	BOLT, HEX	M12×1.25×50	3	3		
9	S361120013	WASHER, SPRING	Φ12.2×3t	3	3		
10	A1826037	VALVE, SAFETY		1	1		
11	S801018010	O-RING	D17.8×2.4	1	1		
12	A1826036	SEAL	Φ10.5×Φ18×1t	1	1		
13	A1826118	STAY, FR CONTROL		1	1		
14	S443100013	PIN, SNAP A-TY		1	1		
15~20	A1826116	FLOW, REGULATOR		1	1		
15	A1826081	NUT, HEX	M18×1.25	1	1		
16	A1826115	SCREW, ADJUST		1	1		
17	S801006020	O-RING	Φ5.8×1.9	1	1		
18	A1826079	BODY, REGULATOR		1	1		
19	S801014020	O-RING	D13.8×2.4	1	1		
20	S801010020	O-RING	D9.8×1.9	1	1		
21	A20063480	BALL, STEEL	3/8"	1	1		
22	A1826058	SPRING	Φ8.6×1.4	1	1		
23	S153081633	BOLT, HEX	M8×1.25×16	1	1		
24	3A1826001	PIN	Φ22	1	1		
25	A1970331	GROMMET		1	1		
26	A1826117	ROD, FR CONTROL		1	1		
27	A1970353	KNOB		1	1		
28	S157051633	BOLT, HEX	M5x0.8x16	1	1		
29	S154102033	BOLT, HEX. W/WASHER	M10x1.25x20	2	2		

HYDRAULIC CYLINDER

FIG. 9-8B

G. 826



HYDRAULIC CYLINDER

A-N41, B-N47

A-N41(Neo41), B-N47(Neo47)

FIG. 9-8B

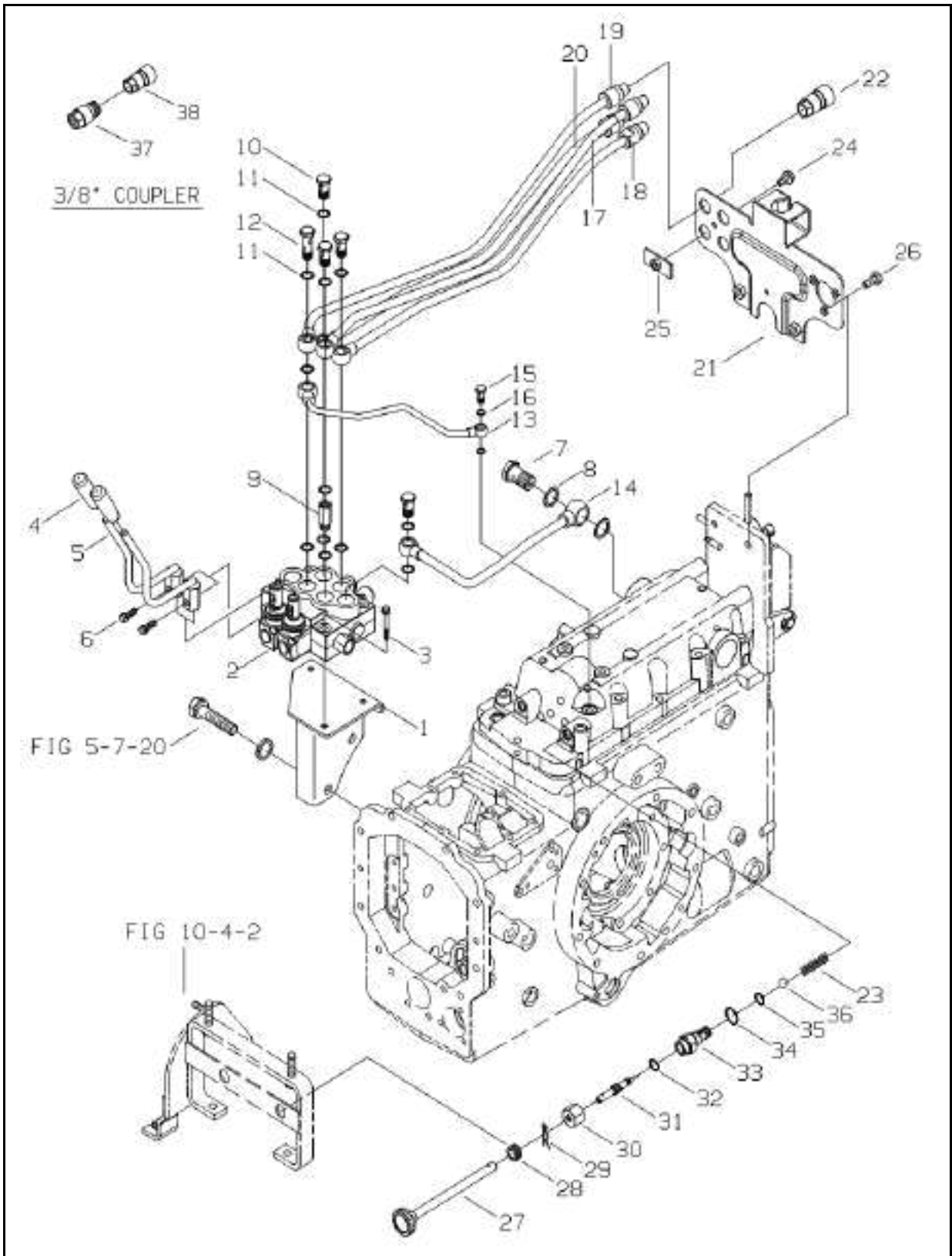
(C)

NO.	PART NO.	PART NAME & DESCRIPTION	QTY			APP. NO	REM.
			A	B			
1	A1826114	CYLINDER, HYD	Φ90	1	1		
2	S801014020	O-RING	Φ13.8×2.4	1	1		
3	A1826066	O-RING	Φ69.6×5.7	2	2		
4	A1826055	RING, BACKUP	Φ80×Φ70×3t	2	2		
5	A1826057	PISTON, HYD	Φ80	1	1		
6	A1826033	ROD, POSITON		1	1		
7	3A1970002	BUSHING	Φ22×Φ25×20	1	1		
8	S103125043	BOLT, HEX	M12×1.25×50	3	3		
9	S361120013	WASHER, SPRING	Φ12.2×3t	3	3		
10	A1826037	VALVE, SAFETY		1	1		
11	S801018010	O-RING	D17.8×2.4	1	1		
12	A1826036	SEAL	Φ10.5×Φ18×1t	1	1		
13	A1826118	STAY, FR CONTROL		1	1		
14	S443100013	PIN, SNAP A-TY		1	1		
15~20	A1826116	FLOW, REGULATOR		1	1		
15	A1826081	NUT, HEX	M18×1.25	1	1		
16	A1826115	SCREW, ADJUST		1	1		
17	S801006020	O-RING	Φ5.8×1.9	1	1		
18	A1826079	BODY, REGULATOR		1	1		
19	S801014020	O-RING	D13.8×2.4	1	1		
20	S801010020	O-RING	D9.8×1.9	1	1		
21	A20063480	BALL, STEEL	3/8"	1	1		
22	A1826058	SPRING	Φ8.6×1.4	1	1		
23	S153081633	BOLT, HEX	M8×1.25×16	1	1		
24	3A1826001	PIN	Φ22	1	1		
25	A1970331	GROMMET		1	1		
26	A1826117	ROD, FR CONTROL		1	1		
27	A1970353	KNOB		1	1		
28	S157051633	BOLT, HEX	M5x0.8x16	1	1		
29	S154102033	BOLT, HEX. W/WASHER	M10x1.25x20	2	2		

REMOTE CONTROL VALVE

FIG. 9-9A

G. 827



REMOTE CONTROL VALVE

A-N41, B-N47

A-N41(Neo41), B-N47(Neo47)

FIG. 9-9A

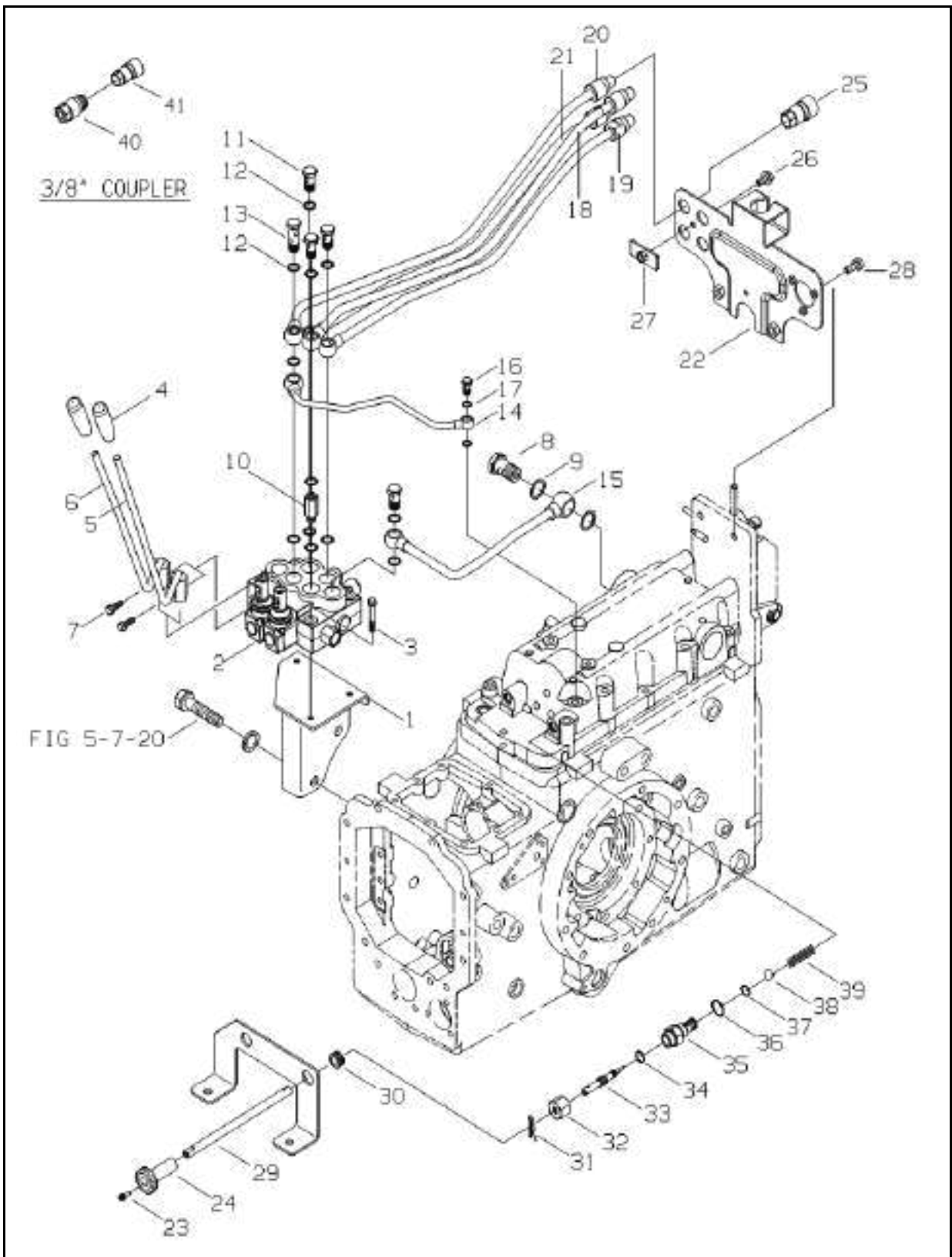
(SD5/2,F)

NO.	PART NO.	PART NAME & DESCRIPTION	QTY			APP. NO	REM.
			A	B			
1	A1827262	BRACKET, VALVE	1	1			F/O V/V
2	A1827260	VALVE, REMOTE CON.	1	1			
	A1827178	VALVE, REMOTE(W/ RELIEF)	1	1			
3	S153086033	BOLT, HEX	3	3			
4	A1970242	GRIP, VALVE LEVER	2	2			
5	A1827205	LEVER, AUX. VALVE	2	2			
6	S153102533	BOLT, HEX . SMALL	2	2			
7	A1823161	BOLT, UNION	1	1			
8	A1823252	SEAL, BONDED	2	2			
9	A1827152	CONNECTOR	1	1			
10	A1630201	BOLT, UNION	4	4			
11	A1823245	SEAL, BONDED	12	12			
12	A1827151	BOLT, UNION	1	1			
13	A1827204	PIPE, AUX . S/D	1	1			
14	A1827207	PIPE, AUX . DRAIN	1	1			
15	A1823157	BOLT, UNION	1	1			
16	A1823158	PACKING, COPPER	2	2			
17	A1827254	PIPE, 1ST UP	1	1			
18	A1827255	PIPE, 1ST DN	1	1			
19	A1827256	PIPE, 2ND UP	1	1			
20	A1827257	PIPE, 2ND DN	1	1			
21	A1827221	BRACKET	1	1			
22	A1827177	QUICK COUPLER	4	4			
23	A1826058	SPRING	1	1			
24	S159081633	BOLT, HEX	1	1			
25	A5000875	BRACKET, PIPE	1	1			
26	S154103533	BOLT, HEX	2	2			
27	A1970329	KNOB	1	1			
28	A1970331	GROMMET	1	1			
29	S443100013	PIN, SNAP A-TY	1	1			
30~35	A1826116	FLOW, REGULATOR	1	1			
30	A1826081	NUT, HEX	1	1			
31	A1826115	SCREW, ADJUST	1	1			
32	S801006020	O-RING	1	1			
33	A1826079	BODY, REGULATOR	1	1			
34	S801014020	O-RING	1	1			
35	S801010020	O-RING	1	1			
36	A20063480	BALL, STEEL	1	1			
37	A1827286	ADAPTER	4	4			
38	A1827168	QUICK COUPLER	4	4			

REMOTE CONTROL VALVE

FIG. 9-9B

G. 827



REMOTE CONTROL VALVE

A-N41, B-N47

A-N41(Neo41), B-N47(Neo47)

FIG. 9-9B

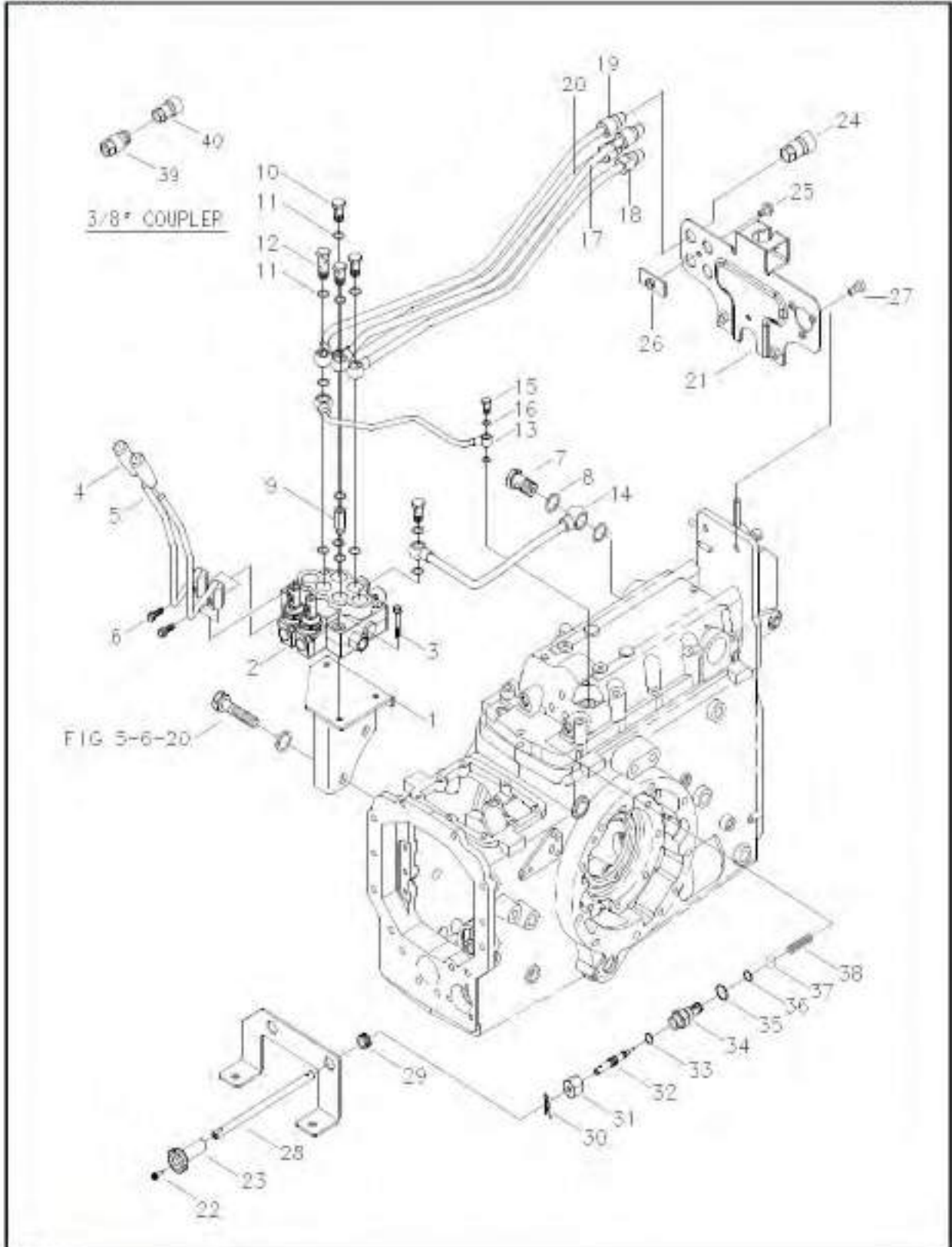
(SD5/2,C)

NO.	PART NO.	PART NAME & DESCRIPTION	QTY		APP. NO	REM.
			A	B		
1	A1827262	BRACKET, VALVE	1	1		
2	A1827260	VALVE, REMOTE CON.	1	1		F/O V/V
	A1827178	VALVE, REMOTE(W/ RELIEF)	1	1		
3	S153086033	BOLT, HEX	3	3		
4	A1970242	GRIP, VALVE LEVER	2	2		
5	A1827309	LEVER, AUX. VALVE (1)	1	1		
6	A1827310	LEVER, AUX. VALVE (2)	1	1		
7	S153102533	BOLT, HEX . SMALL	2	2		
8	A1823161	BOLT, UNION	1	1		
9	A1823252	SEAL, BONDED	2	2		
10	A1827152	CONNECTOR	1	1		
11	A1630201	BOLT, UNION	4	4		
12	A1823245	SEAL, BONDED	12	12		
13	A1827151	BOLT, UNION	1	1		
14	A1827204	PIPE, AUX . S/D	1	1		
15	A1827207	PIPE, AUX . DRAIN	1	1		
16	A1823157	BOLT, UNION	1	1		
17	A1823158	PACKING, COPPER	2	2		
18	A1827254	PIPE, 1STUP	1	1		
19	A1827255	PIPE, 1ST DN	1	1		
20	A1827256	PIPE, 2ND UP	1	1		
21	A1827257	PIPE, 2ND DN	1	1		
22	A1827221	BRACKET	1	1		
23	S157051633	BOLT, HEX	1	1		
24	A1970353	KNOB	1	1		
25	A1827177	QUICK COUPLER	4	4		
26	S159081633	BOLT, HEX	1	1		
27	A5000875	BRACKET, PIPE	1	1		
28	S154103533	BOLT, HEX	2	2		
29	A1826117	ROD, FR CONTROL	1	1		
30	A1970331	GROMMET	1	1		
31	S443100013	PIN, SNAP A-TY	1	1		
32~37	A1826116	FLOW, REGULATOR	1	1		
32	A1826081	NUT, HEX	1	1		
33	A1826115	SCREW, ADJUST	1	1		
34	S801006020	O-RING	1	1		
35	A1826079	BODY, REGULATOR	1	1		
36	S801014020	O-RING	1	1		
37	S801010020	O-RING	1	1		
38	A20063480	BALL, STEEL	1	1		
39	A1826058	SPRING	1	1		
40	A1827286	ADAPTER	4	4		
41	A1827168	QUICK COUPLER	4	4		

REMOTE CONTROL VALVE

FIG. 9-9B

G. 827



REMOTE CONTROL VALVE

A-N41, B-N47

A-N41(Neo41), B-N47(Neo47)

FIG. 9-9B (SD5/2,C)

NO.	PART NO.	PART NAME & DESCRIPTION	QTY		APP. NO	REM.
			A	B		
1	A1827262	BRACKET, VALVE	1	1		
2	A1827260	VALVE, REMOTE CON.	1	1		F/O V/V
	A1827178	VALVE, REMOTE(W/ RELIEF)	1	1		
3	S153086033	BOLT, HEX	3	3		
4	A1970242	GRIP, VALVE LEVER	2	2		
5	A1825216	LEVER, AUX. VALVE	2	2		
6	S153102533	BOLT, HEX . SMALL	2	2		
7	A1823161	BOLT, UNION	1	1		
8	A1823252	SEAL, BONDED	2	2		
9	A1827152	CONNECTOR	1	1		
10	A1630201	BOLT, UNION	4	4		
11	A1823245	SEAL, BONDED	12	12		
12	A1827151	BOLT, UNION	1	1		
13	A1827204	PIPE, AUX . S/D	1	1		
14	A1827207	PIPE, AUX . DRAIN	1	1		
15	A1823157	BOLT, UNION	1	1		
16	A1823158	PACKING, COPPER	2	2		
17	A1827254	PIPE, 1STUP	1	1		
18	A1827255	PIPE, 1ST DN	1	1		
19	A1827256	PIPE, 2ND UP	1	1		
20	A1827257	PIPE, 2ND DN	1	1		
21	A1827221	BRACKET	1	1		
22	S157051633	BOLT, HEX	1	1		
23	A1970353	KNOB	1	1		
24	A1827177	QUICK COUPLER	4	4		
25	S159081633	BOLT, HEX	1	1		
26	A5000875	BRACKET, PIPE	1	1		
27	S154103533	BOLT, HEX	2	2		
28	A1826117	ROD, FR CONTROL	1	1		
29	A1970331	GROMMET	1	1		
30	S443100013	PIN, SNAP A-TY	1	1		
31~36	A1826116	FLOW, REGULATOR	1	1		
31	A1826081	NUT, HEX	1	1		
32	A1826115	SCREW, ADJUST	1	1		
33	S801006020	O-RING	1	1		
34	A1826079	BODY, REGULATOR	1	1		
35	S801014020	O-RING	1	1		
36	S801010020	O-RING	1	1		
37	A20063480	BALL, STEEL	1	1		
38	A1826058	SPRING	1	1		
39	A1827286	ADAPTER	4	4		
40	A1827168	QUICK COUPLER	4	4		

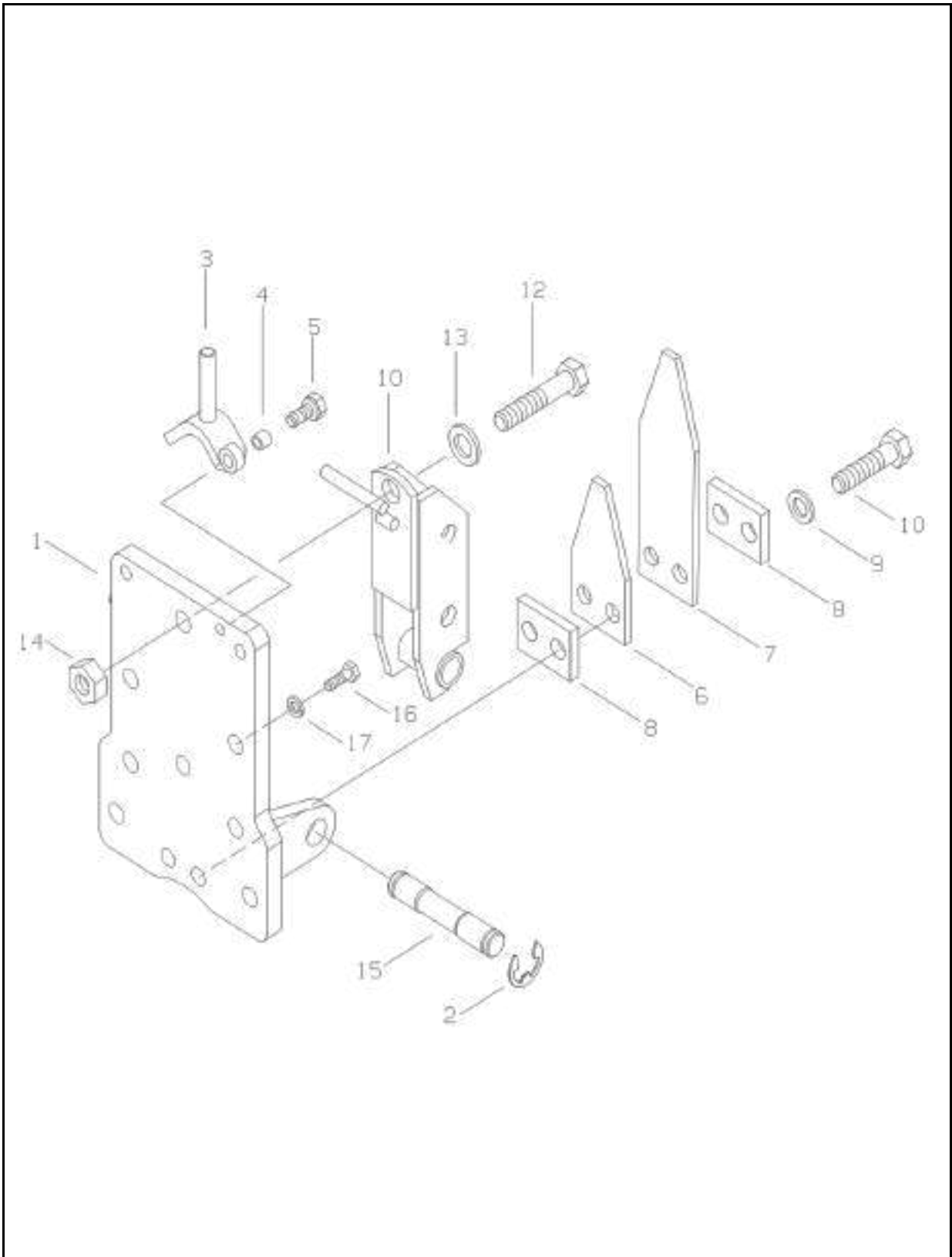
05-09-01

00

UPPER LINK BRACKET

FIG. 9-10

G. 828



UPPER LINK BRACKET

A-N41, B-N47

A-N41(Neo41), B-N47(Neo47)

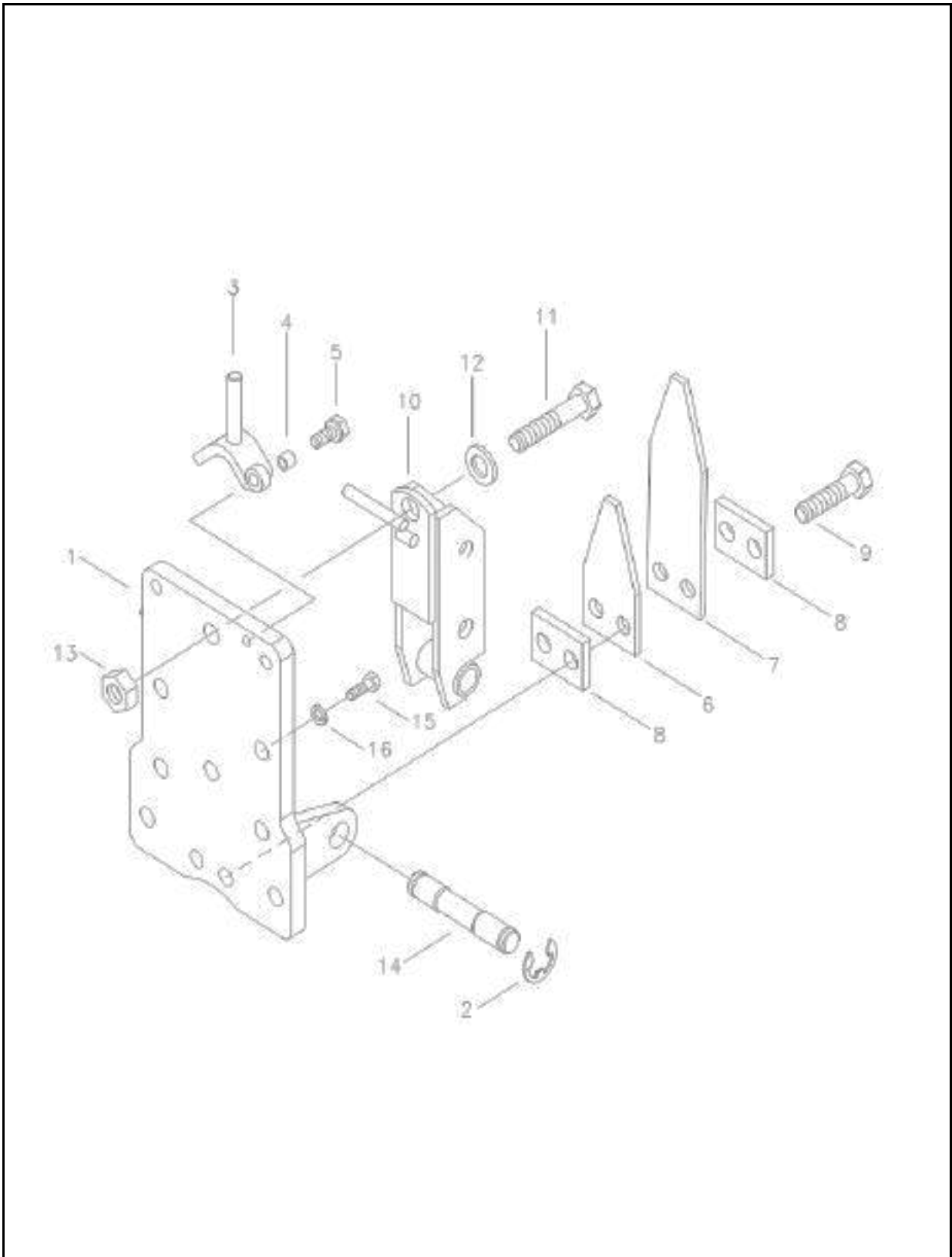
FIG. 9-10

NO.	PART NO.	PART NAME & DESCRIPTION		QTY		APP. NO	REM.
				A	B		
1~14	A1828054	BRACKET ASSY		1	1		
1	A1828041	BRACKET		1	1		
2	S814015003	RING, SNAP	Φ15×1.5	2	2		
3	3A1828010	STOPPER		1	1		
4	3A1828014	COLLER		1	1		
5	S155082533	BOLT, W / WASHER	M8×1.25×25	1	1		
6	3A1828021	SPRING, LEAF	6t	1	1		
7	3A1828022	SPRING, LEAF	6t	1	1		
8	A1828057	PLATE		2	2		
9	S361140013	WASHER, SPR.	Φ14	2	2		
10	S107144543	BOLT, HEX.	M14×1.5×45	2	2		
11	A1828030	BRACKET, UPPER LINK		1	1		
12	S103167043	BOLT, HEX	M16×1.5×70	1	1		
13	S364160053	WASHER, PLAIN	Φ16	1	1		
14	S314160013	NUT, HEX	M16×1.5	1	1		
15	3A1828025	PIN	Φ20	1	1		
16	S101144043	BOLT, HEX	M14×2×40	6	6		
17	S361140013	WASHER, SPRING	Φ14	6	6		

UPPER LINK BRACKET

FIG. 9-10

G. 828



UPPER LINK BRACKET

A-N41, B-N47

A-N41(Neo41), B-N47(Neo47)

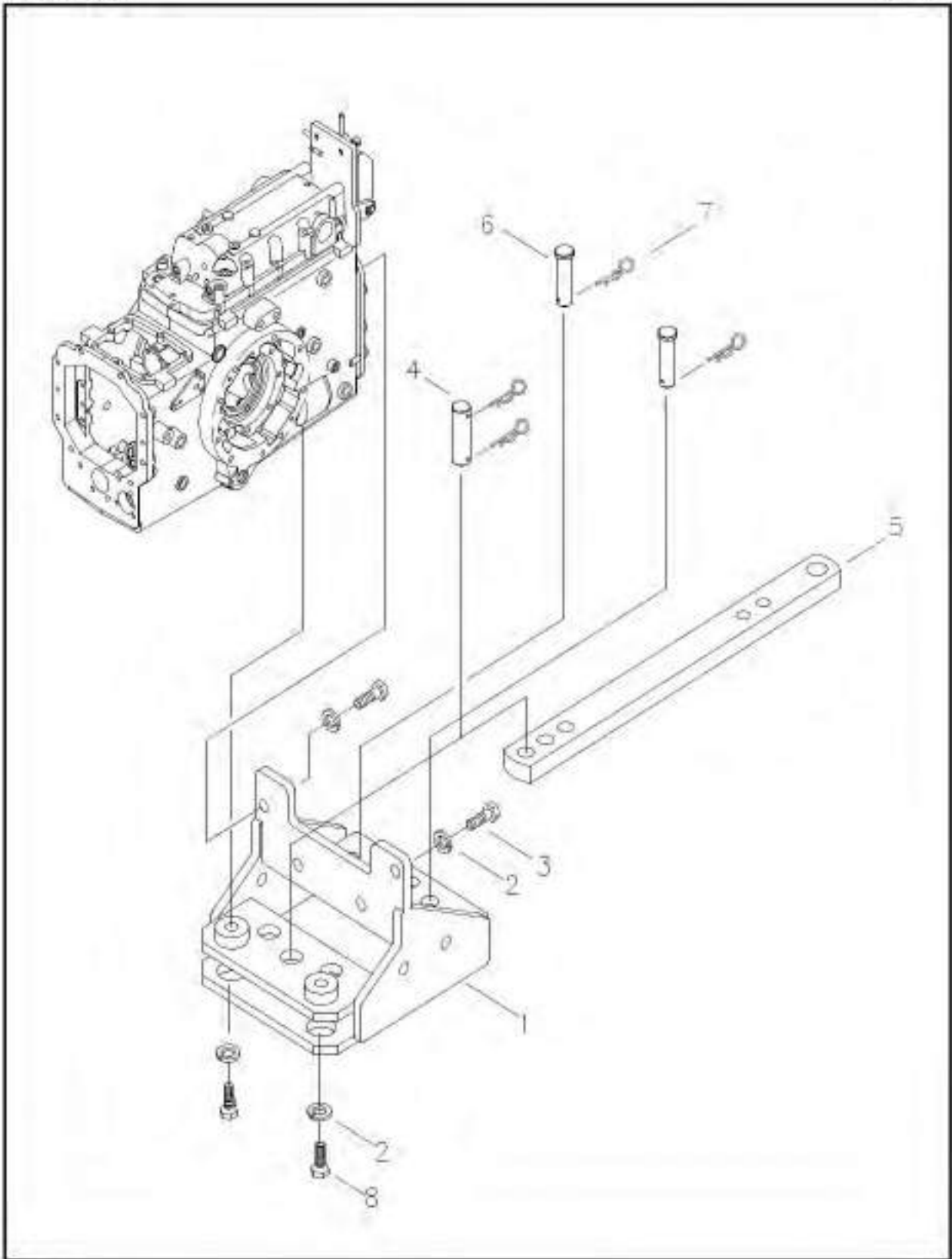
FIG. 9-10

NO.	PART NO.	PART NAME & DESCRIPTION		QTY		APP. NO	REM.
				A	B		
1~14	A1828054	BRACKET ASSY		1	1		
1	A1828041	BRACKET		1	1		
2	S814015003	RING, SNAP	Φ15×1.5	2	2		
3	3A1828010	STOPPER		1	1		
4	3A1828014	COLLER		1	1		
5	S155082533	BOLT, W / WASHER	M8×1.25×25	1	1		
6	3A1828021	SPRING, LEAF	6t	1	1		
7	3A1828022	SPRING, LEAF	6t	1	1		
8	A1828057	PLATE		2	2		
9	S107144543	BOLT, HEX.	M14×1.5×45	2	2		
10	A1828030	BRACKET, UPPER LINK		1	1		
11	S103167043	BOLT, HEX	M16×1.5×70	1	1		
12	S364160053	WASHER, PLAIN	Φ16	1	1		
13	S314160013	NUT, HEX	M16×1.5	1	1		
14	3A1828025	PIN	Φ20	1	1		
15	S101144043	BOLT, HEX	M14×2×40	6	6		
16	S361140013	WASHER, SPRING	Φ14	6	6		

DRAWBAR HITCH

FIG. 9-11B

G. 891



05-09-01

00

DRAWBAR HITCH

A-N41, B-N47

A-N41(Neo41), B-N47(Neo47)

FIG. 9-11B

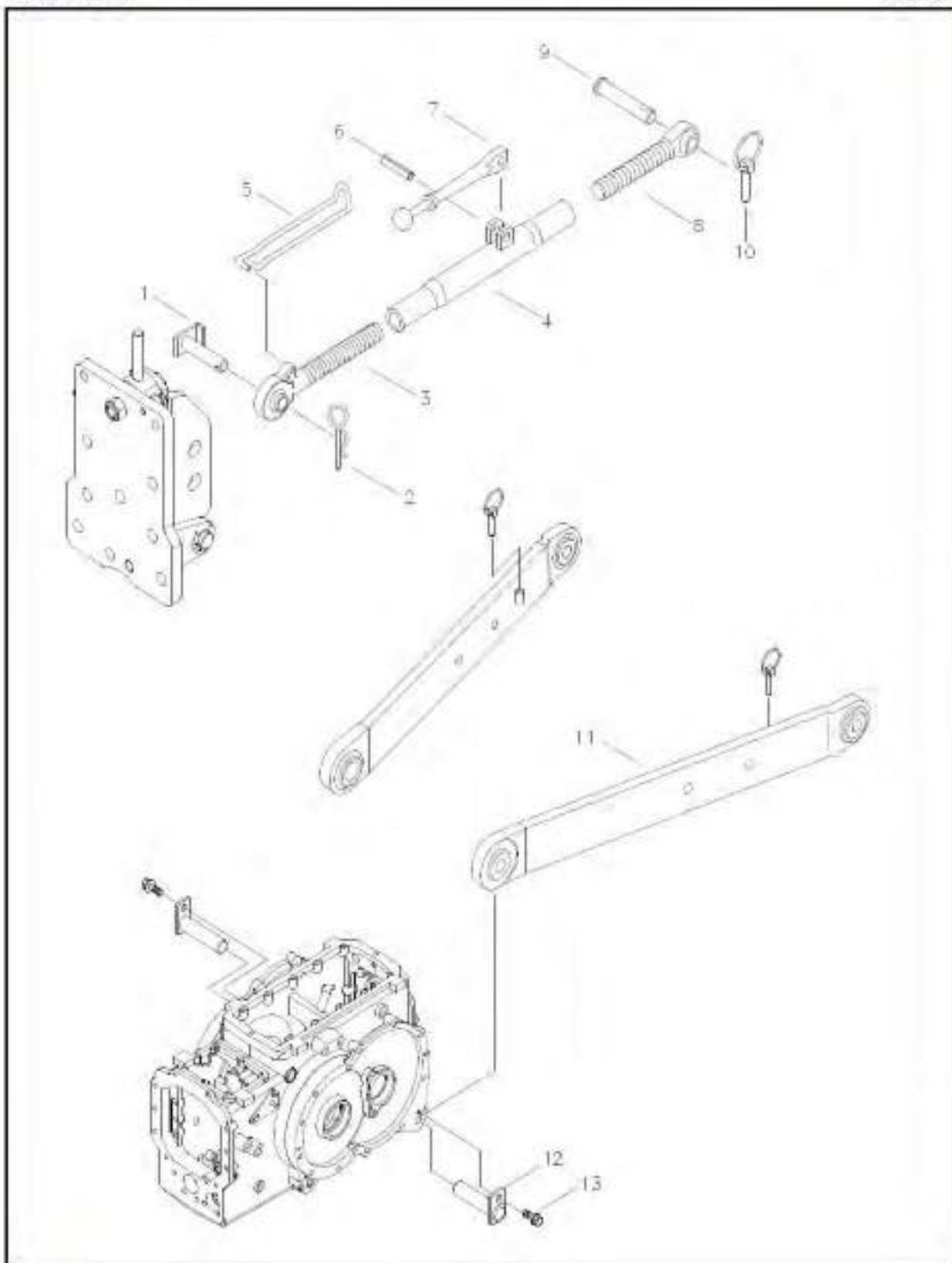
(DRAWBAR)

NO.	PART NO.	PART NAME & DESCRIPTION		QTY		APP. NO	REM.
				A	B		
1	A1891052	SUPPORT, HITCH		1	1		
2	S361140013	WASHER, SPRING	D14.2x3.5t	6	6		
3	S101146543	BOLT, HEX	M14×2×65	4	4		
4	A1891032	PIN, CLEVIS	Φ25X77	1	1		
5	A1891025	DRAWBAR (ASAE)		1	1		
6	A1891033	PIN, CLEVIS	Φ21×77	2	2		
7	3A1970091	PIN, SNAP		4	4		
8	S101144043	BOLT, HEX	M14×2×40L	2	2		

UPPER & LOWER LINK

FIG. 9-12A

G. 896



UPPER & LOWER LINK

A-N41, B-N47

A-N41(Neo41), B-N47(Neo47)

FIG. 9-12A

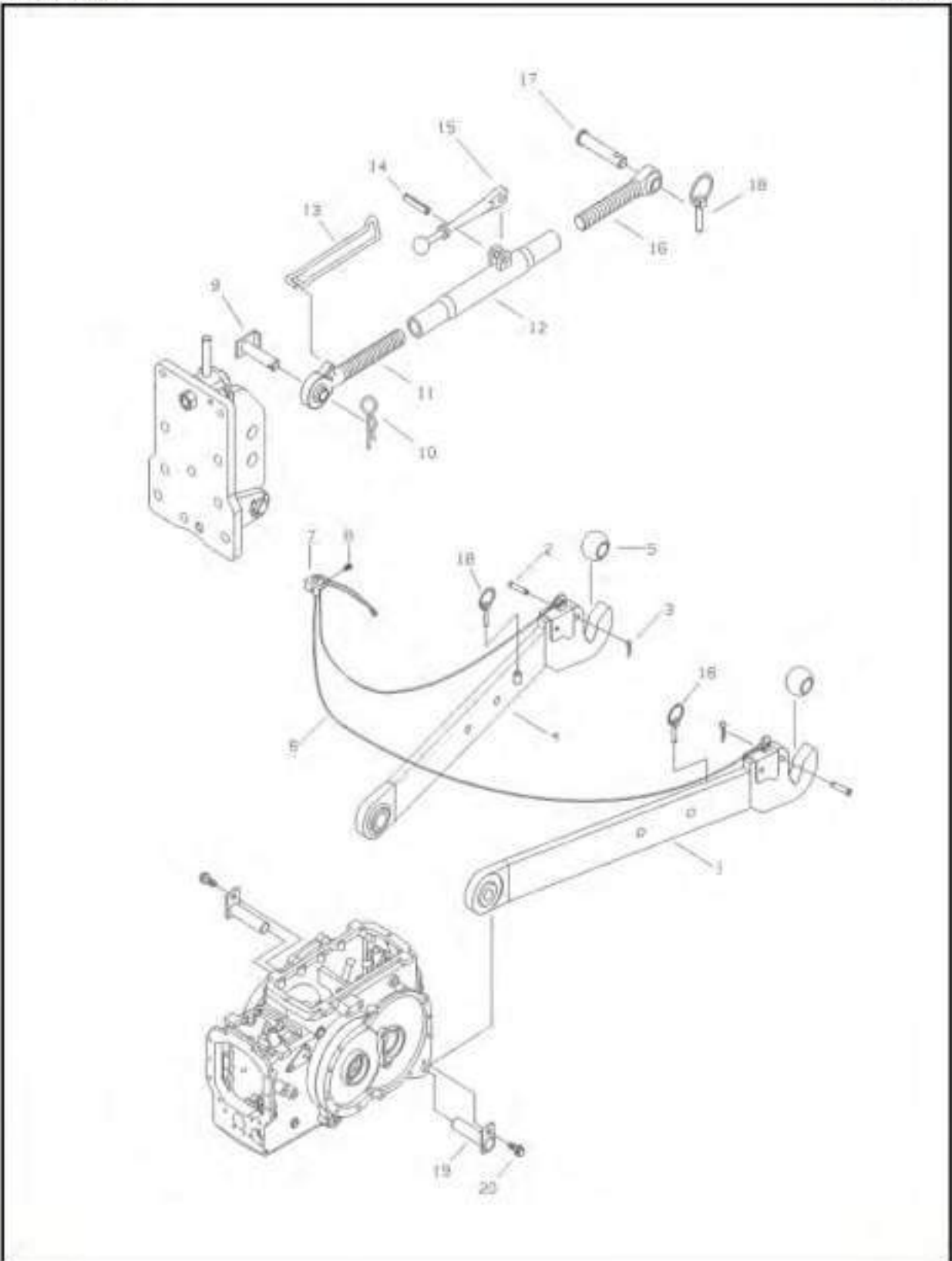
(STANDARD)

NO.	PART NO.	PART NAME & DESCRIPTION		QTY		APP. NO	REM.
				A	B		
1	A1896189	PIN, UPPER LINK(F)	Φ19	1	1		
2	3A1970091	PIN, SNAP	Φ19	1	1		
3~8	A1896305	UPPER LINK ASSY	508~770(CAT1)	1	1		CAT1
	A1896436	UPPER LINK ASSY	520~782(CAT2)	1	1		CAT2
3	A1896307	END, UPPER LINK(F)	M27×3	1	1		
4	A1896308	TURN BUCKLE	M27×3	1	1		
5	A1896281	SPRING, UPPER LINK	Φ7	1	1		
6	S446132812	PIN, SPRING	Φ13×25	1	1		
7	A05133116	GRIP, UPPER LINK		1	1		
8	A05104093	END, UPPER LINK(R)	CAT1	1	1		CAT1
	A1896163	END, UPPER LINK(R)	CAT2	1	1		CAT2
9	3A1896013	PIN, UPPER LINK(R)	CAT1	1	1		CAT1
	A00822483	PIN, UPPER LINK(R)	CAT2	1	1		CAT2
10	3A1896081	PIN, LINK		3	3		
11	A1896311	LOWER LINK ASSY	CAT1	2	2		CAT1
	A1896437	LOWER LINK ASSY	CAT2	2	2		CAT2
12	A1896477	PIN, L/LINK(F)	Φ19	2	2		
13	S154102533	BOLT, HEX	M10×1.25×25	2	2		

UPPER & LOWER LINK

FIG. 9-12B

G. 896



UPPER & LOWER LINK

A-N41, B-N47

A-N41(Neo41), B-N47(Neo47)

FIG. 9-12B

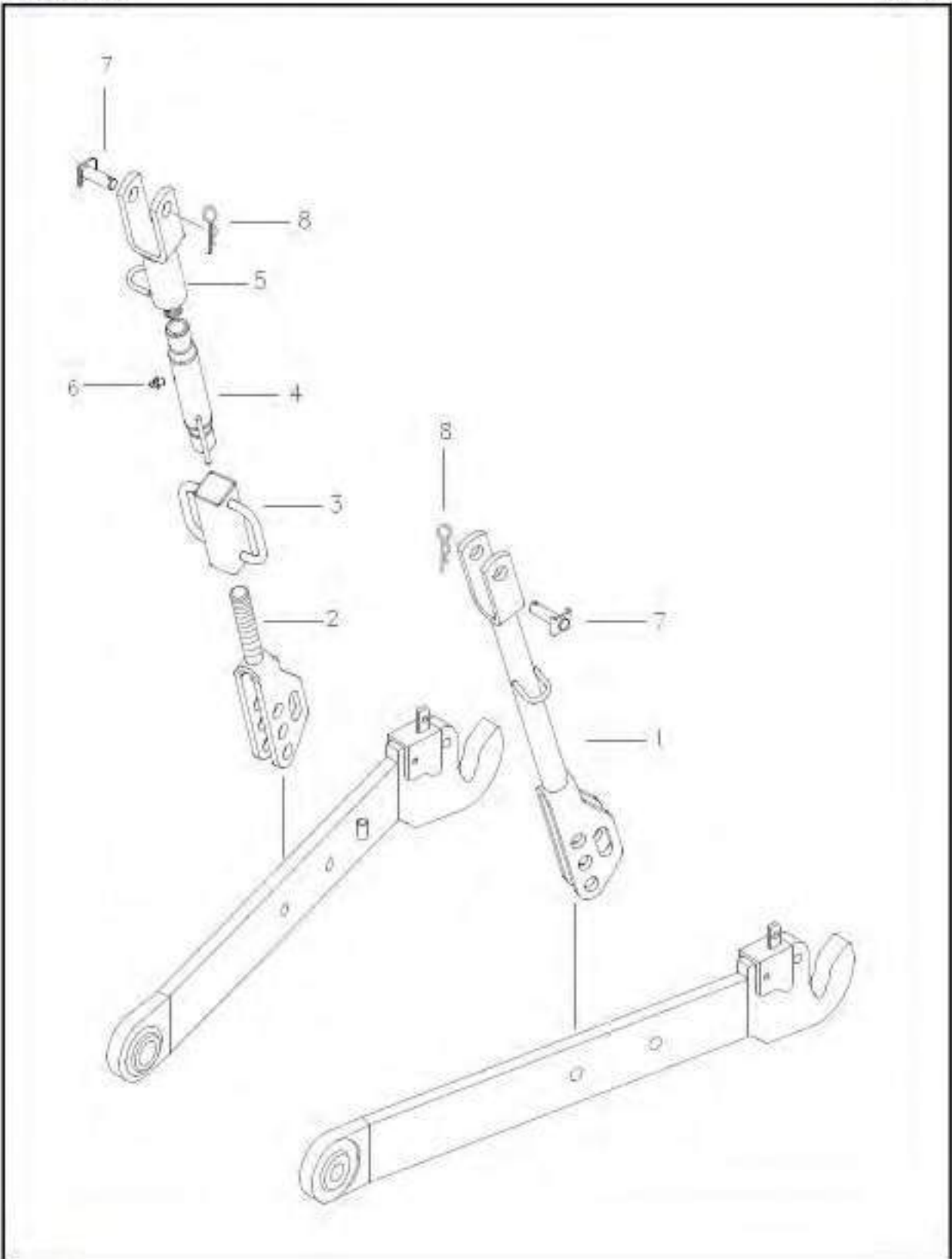
(AUTO HITCH)

NO.	PART NO.	PART NAME & DESCRIPTION	QTY			APP. NO	REM.
			A	B			
1~3	A1896573	LOWER LINK ASSY(L)	1	1			
2	A1896388	PIN, AUTO HITCH	2	2			
3	S443100013	PIN, SNAP	2	2			
2~4	A1896574	LOWER LINK ASSY(R)	1	1			
5	A1896354	BUSHING, BALL	2	2			CAT1
	A1896355	BUSHING, BALL	2	2			CAT2
6	A1896314	CABLE, LOWER LINK	1	1			
7	A1896520	BRACKET, CABLE	1	1			
8	S159082033	BOLT, HEX	1	1			
9	A1896189	PIN, UPPER LINK(F)	1	1			
10	3A1970091	PIN, SNAP	1	1			
11~16	A1896305	UPPER LINK ASSY	1	1			CAT1
	A1896436	UPPER LINK ASSY	1	1			CAT2
11	A1896307	END, UPPER LINK(F)	1	1			
12	A1896308	TURN BUCKLE	1	1			
13	A1896281	SPRING, UPPER LINK	1	1			
14	S446132812	PIN, SPRING	1	1			
15	A05133116	GRIP, UPPER LINK	1	1			
16	A05104093	END, UPPER LINK(R)	1	1			CAT1
	A1896163	END, UPPER LINK(R)	1	1			CAT2
17	3A1896013	PIN, UPPER LINK(R)	1	1			CAT1
	A00822483	PIN, UPPER LINK(R)	1	1			CAT2
18	3A1896081	PIN, LINK	3	3			
19	A1896477	PIN, L/LINK(F)	2	2			
20	S154102533	BOLT, HEX	2	2			

LIFT ROD

FIG. 9-13A

G. 896



LIFT ROD

A-N41, B-N47

A-N41(Neo41), B-N47(Neo47)

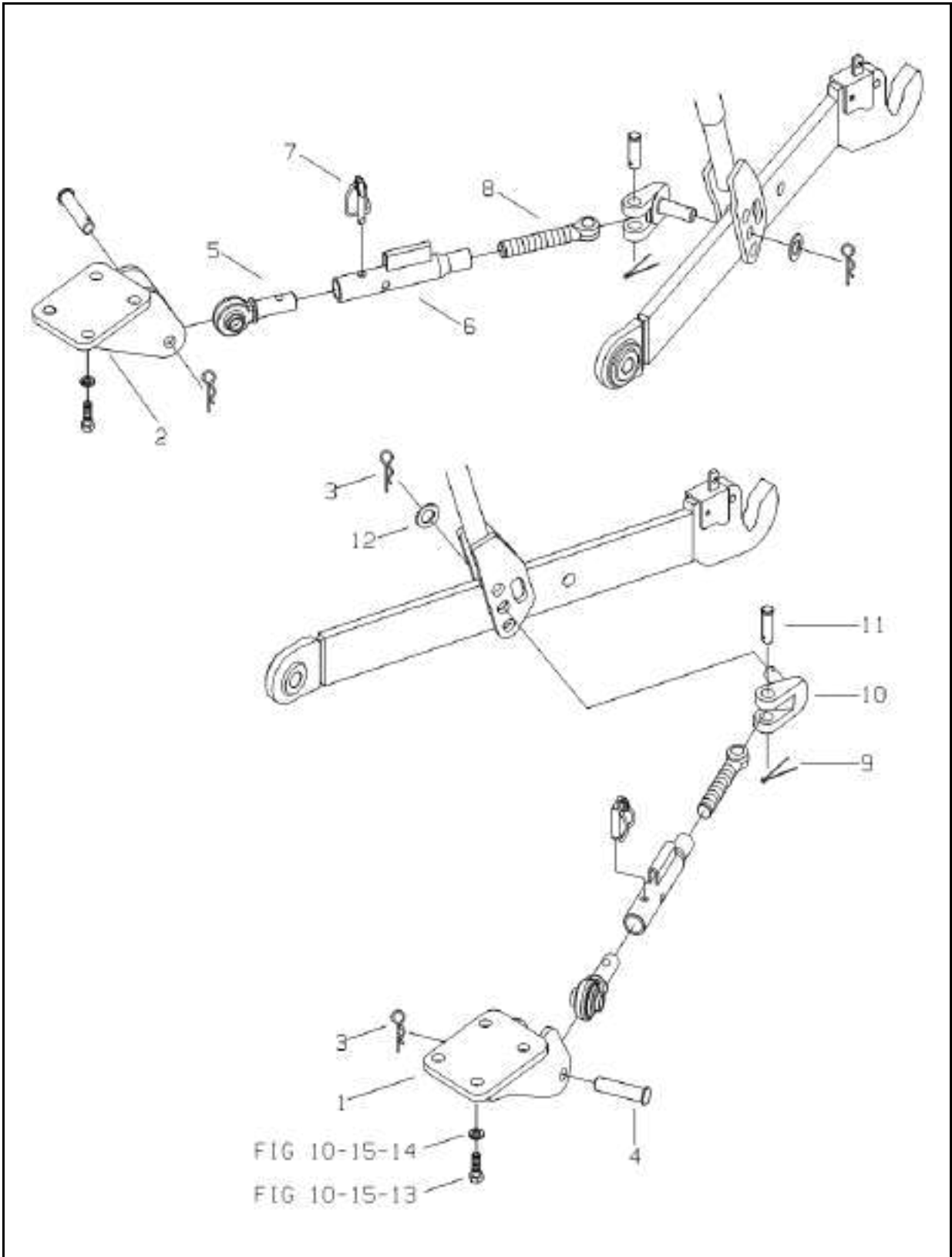
FIG. 9-13A

NO.	PART NO.	PART NAME & DESCRIPTION		QTY		APP. NO	REM.
				A	B		
1	A1896564	LIFT ROD(L)		1	1		
2~6	A1896553	LIFT ROD ASSY(RH)	460~590	1	1		
2	A1896555	ROD, LOWER LIFT(RH)		1	1		
3	A1896527	HANDLE, LIFT ROD		1	1		
4	A1896556	SLEEVE, LIFT ROD		1	1		
5	A1896554	ROD, LOWER LIFT		1	1		
6	A0730009	NIPPLE, GREASE		1	1		
7	A1896557	PIN, LIFT ROD	φ19	2	2		
8	3A1970091	PIN, SNAP	φ4	2	2		

CHECK LINK

FIG. 9-14A

G. 896



CHECK LINK

A-N41, B-N47

A-N41(Neo41), B-N47(Neo47)

FIG. 9-14A

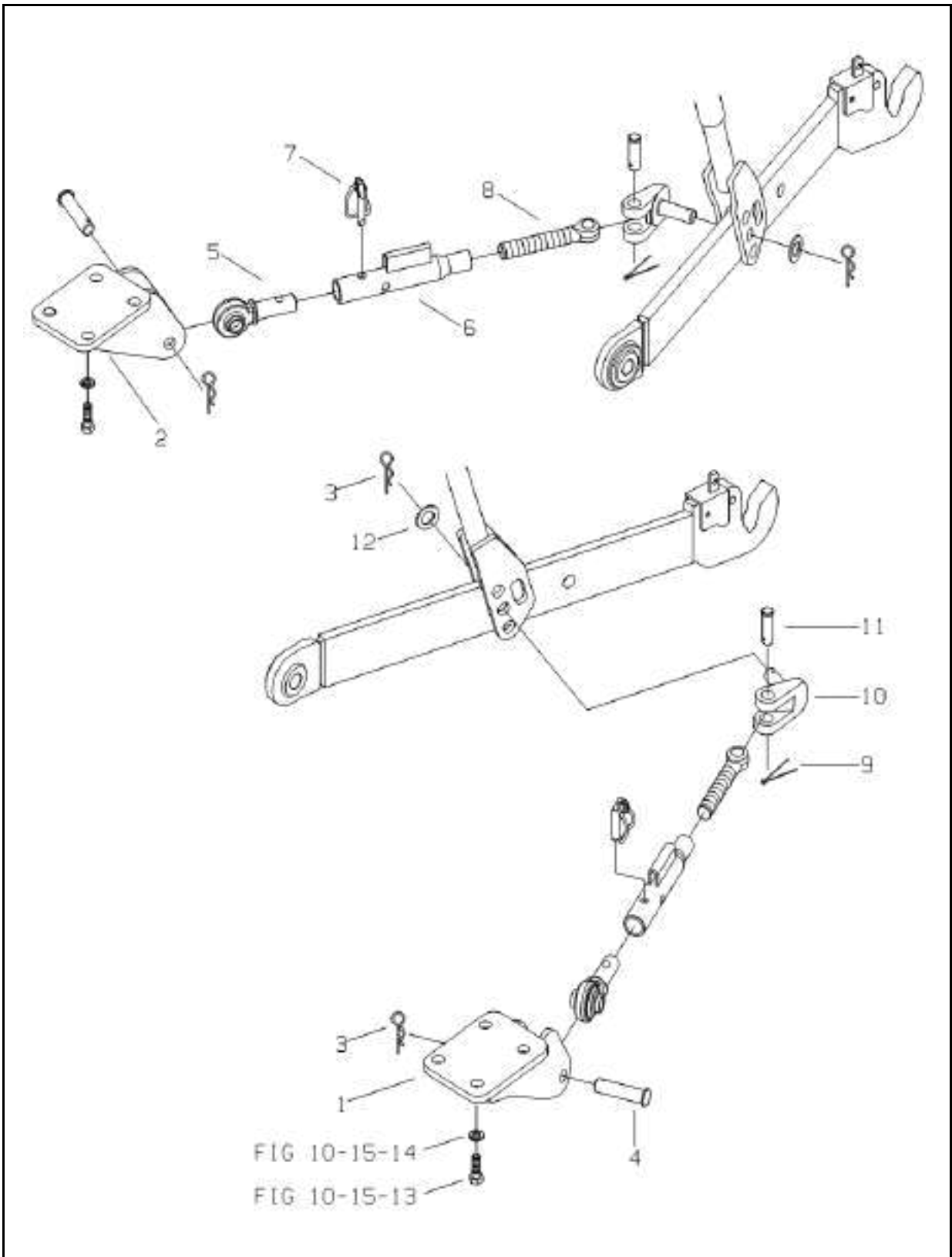
(F)

NO.	PART NO.	PART NAME & DESCRIPTION	QTY		APP. NO	REM.
			A	B		
1	A1896488	BRACKET, CHECK LINK(L)	1	1		
2	A1896489	BRACKET, CHECK LINK(R)	1	1		
3	3A1970091	PIN, SNAP Φ4	4	4		
4	A1896302	PIN, CHECK LINK(F) Φ19	2	2		
5~11	A1896450	CHECK LINK ASSY (L) 270~353	1	1		
	A1896451	CHECK LINK ASSY (R) 270~353	1	1		
5	A1896456	ROD, FRONT	2	2		
6	A1896462	SLEEVE, CHECK LINK M27×3	2	2		
7	A1896304	PIN, LINCH Φ11	2	2		
8	A1896457	ROD, SCREW REAR M27×3	2	2		
9	S441403613	PIN, SPLIT Φ3.7×36	2	2		
10	A1896458	PIN, CHECK LINK	2	2		
11	A1896461	PIN, CHECK LINK(R) Φ19	2	2		
12	S364200013	WASHER, PLAIN Φ21×3t	2	2		

CHECK LINK

FIG. 9-14B

G. 896



CHECK LINK

A-N41, B-N47

A-N41(Neo41), B-N47(Neo47)

FIG. 9-14B

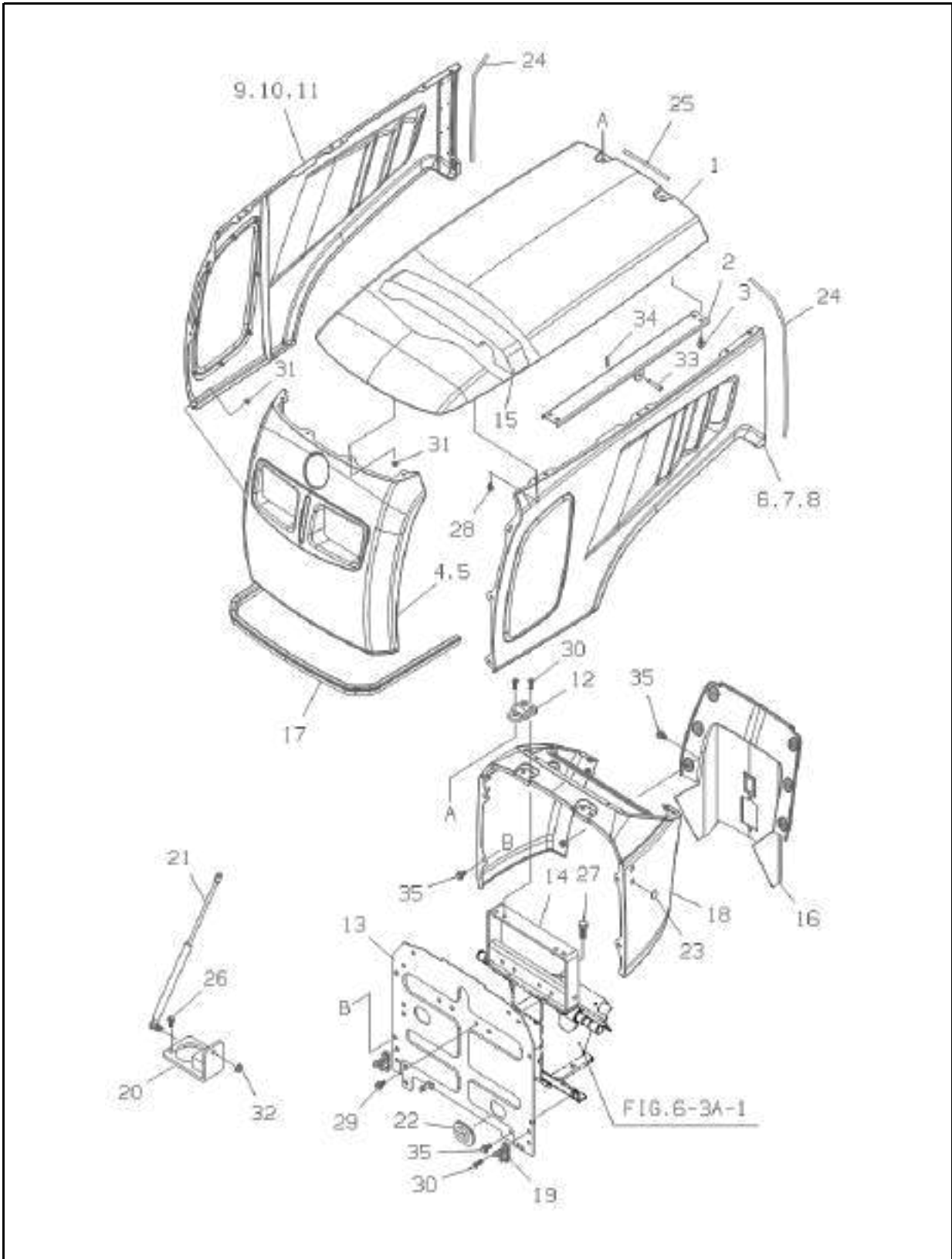
(C)

NO.	PART NO.	PART NAME & DESCRIPTION	QTY		APP. NO	REM.
			A	B		
1	A1896483	BRACKET, CHECK LINK(L)	1	1		
2	A1896484	BRACKET, CHECK LINK(R)	1	1		
3	3A1970091	PIN, SNAP Φ4	4	4		
4	A1896302	PIN, CHECK LINK(F) Φ19	2	2		
5~11	A1896450	CHECK LINK ASSY (L) 270~353	1	1		
	A1896451	CHECK LINK ASSY (R) 270~353	1	1		
5	A1896456	ROD, FRONT	2	2		
6	A1896462	SLEEVE, CHECK LINK M27×3	2	2		
7	A1896304	PIN, LINCH Φ11	2	2		
8	A1896457	ROD, SCREW REAR M27×3	2	2		
9	S441403613	PIN, SPLIT Φ3.7×36	2	2		
10	A1896458	PIN, CHECK LINK	2	2		
11	A1896461	PIN, CHECK LINK(R) Φ19	2	2		
12	S364200013	WASHER, PLAIN Φ21×3t	2	2		

HOOD

FIG. 10-1C

G. 830



06-04-01

01

HOOD

A-N41, B-N47

A-N41(Neo41), B-N47(Neo47)

FIG. 10-1C AG (F)

NO.	PART NO.	PART NAME & DESCRIPTION	QTY			APP. NO	REM.
			A	B			
1~3	A1830550	BONNET ASSY					
1	A1830551	HOOD BONNET	GREEN	1	1		
2	A1830552	BRACKET, HOOD	GREEN	1	1		
3	S155081613	BOLT, HEX. W/WASHER	GREEN	4	4		
4~5	A1830675	GRILLE ASSY		1	1		
4	A1830411	GRILLE		1	1		
5	A5000196	HEAD LAMP ASSY		2	2		
6~8	A1830553	SIDE COVER ASSY LH	GREEN	1	1		
6	A1830414	SIDE GRILLE LH		1	1		
7	A1830554	SIDE COVER LH	GREEN	1	1		
8	S345050013	NUT, FLANGE B-TY		8	8		
9~11	A1830555	SIDE COVER ASSY RH	GREEN	1	1		
9	A1830415	SIDE GRILLE RH		1	1		
10	A1830556	SIDE COVER RH	GREEN	1	1		
11	S345050013	NUT, FLANGE B-TY		8	8		
12	A1830157	HOOD HINGE ASSY		2	2		
13	A1830391	PLATE, HEAT INTERCEPT		1	1		
14	A1830392	SUPPORT, BONNET HINGE		1	1		
15	A1830401	SPONGE BONNET		1	1		
16	A1830409	REAR COVER		1	1		
17	A1830420	WEATHER STRIP, GRILLE		1	1		
18	A1830557	BODY PANEL	GREEN	1	1		
19	A1830442	GUIDE, HOOD		2	2		
20	A1830677	BRK. GAS CYLINDER		1	1		
21	A1830473	GAS CYLINDER		1	1		
22	A1970210	GROMMET		2	2		
23	A1970359	CAP, RUBBER		4	4		
24	A1970364	WEATHER STRIP		2	2		
25	A1970365	WEATHER STRIP		1	1		
26	S153083533	BOLT, HEX W/WASHER	M8x1.25x35L	2	2		
27	S154123033	BOLT, HEX W/WASHER	M12x1.75x30L	2	2		
28	S159061633	BOLT, HEX W/WASHER	M6x1.0x16L	8	8		
29	S159082533	BOLT, HEX W/WASHER	M8x1.25x25L	4	4		
30	S220802511	SCREW	M8x1.25x25L	10	10		
31	S345060013	NUT, FLANGE B-TY	M6x1.0	8	8		
32	S345080013	NUT, FLANGE B-TY	M8x1.25	1	1		
33	S427085023	PIN, HEAD B-TY.		1	1		
34	S443080013	PIN, SNAP A-TYPE		1	1		
35	S159082033	BOLT, HEX W/WASHER	M8x1.25x20L	12	12		

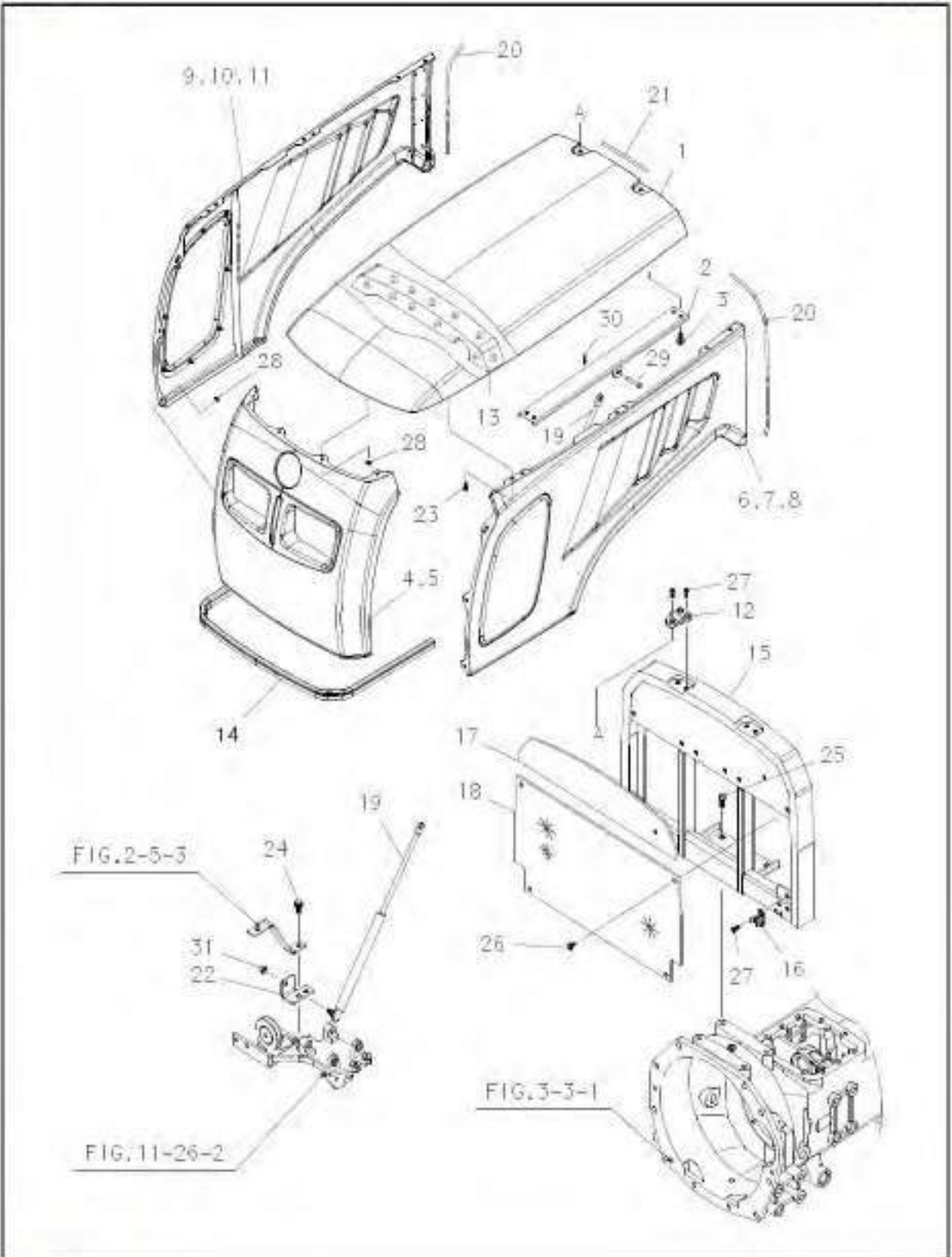
06-04-01

01

HOOD

FIG. 10-1C

G. 830



05-09-01

00

HOOD

A-N41, B-N47

A-N41(Neo41), B-N47(Neo47)

FIG. 10-1C

(C)

NO.	PART NO.	PART NAME & DESCRIPTION	QTY			APP. NO	REM.
			A	B			
1~3	A1830680	BONNET ASSY	1	1			
1	A1830678	HOOD BONNET	1	1			
2	A1830679	BRACKET, HOOD	1	1			
3	S155081613	BOLT, HEX. W/WASHER	4	4			M8x16L
4~5	A1830390	GRILLE ASSY	1	1			
4	A1830411	GRILLE	1	1			
5	A5000196	HEAD LAMP ASSY	2	2			
6~8	A1830682	SIDE COVER ASSY LH	1	1			
6	A1830414	SIDE GRILLE LH	1	1			
7	A1830681	SIDE COVER LH	1	1			
8	S345050013	NUT, FLANGE B-TY	8	8			
9~11	A1830684	SIDE COVER ASSY RH	1	1			
9	A1830415	SIDE GRILLE RH	1	1			
10	A1830683	SIDE COVER RH	1	1			
11	S345050013	NUT, FLANGE B-TY	8	8			
12	A1830157	HOOD HINGE ASSY	2	2			
13	A1830401	SPONGE BONNET	1	1			
14	A1830420	WEATHER STRIP, GRILLE	1	1			
15	A1830439	BAND FRAME, BONNET	1	1			
16	A1830442	GUIDE, HOOD	2	2			
17	A1830452	PLATE, INSULATION-A	1	1			
18	A1830453	PLATE, INSULATION-B	1	1			
19	A1830473	GAS SPRING	1	1			
20	A1970364	WEATHER STRIP	2	2			
21	A1970365	WEATHER STRIP	1	1			
22	A1830471	BRK. GAS SPRING	1	1			
23	S155061633	BOLT, HEX W/WASHER	8	8			M6x16L
24	S155082533	BOLT, HEX	2	2			M8x25L
25	S156103033	BOLT, HEX W/WASHER	4	4			M10x30L
26	S159081633	BOLT, HEX W/WASHER	4	4			M8x16L
27	S220802511	SCREW	10	10			
28	S345060013	NUT, FLANGE B-TY	8	8			
29	S427085023	PIN, HEAD B-TY.	1	1			
30	S443080013	PIN, SNAP A-TYPE	1	1			
31	S345080013	NUT, FLANGE B-TY	1	1			

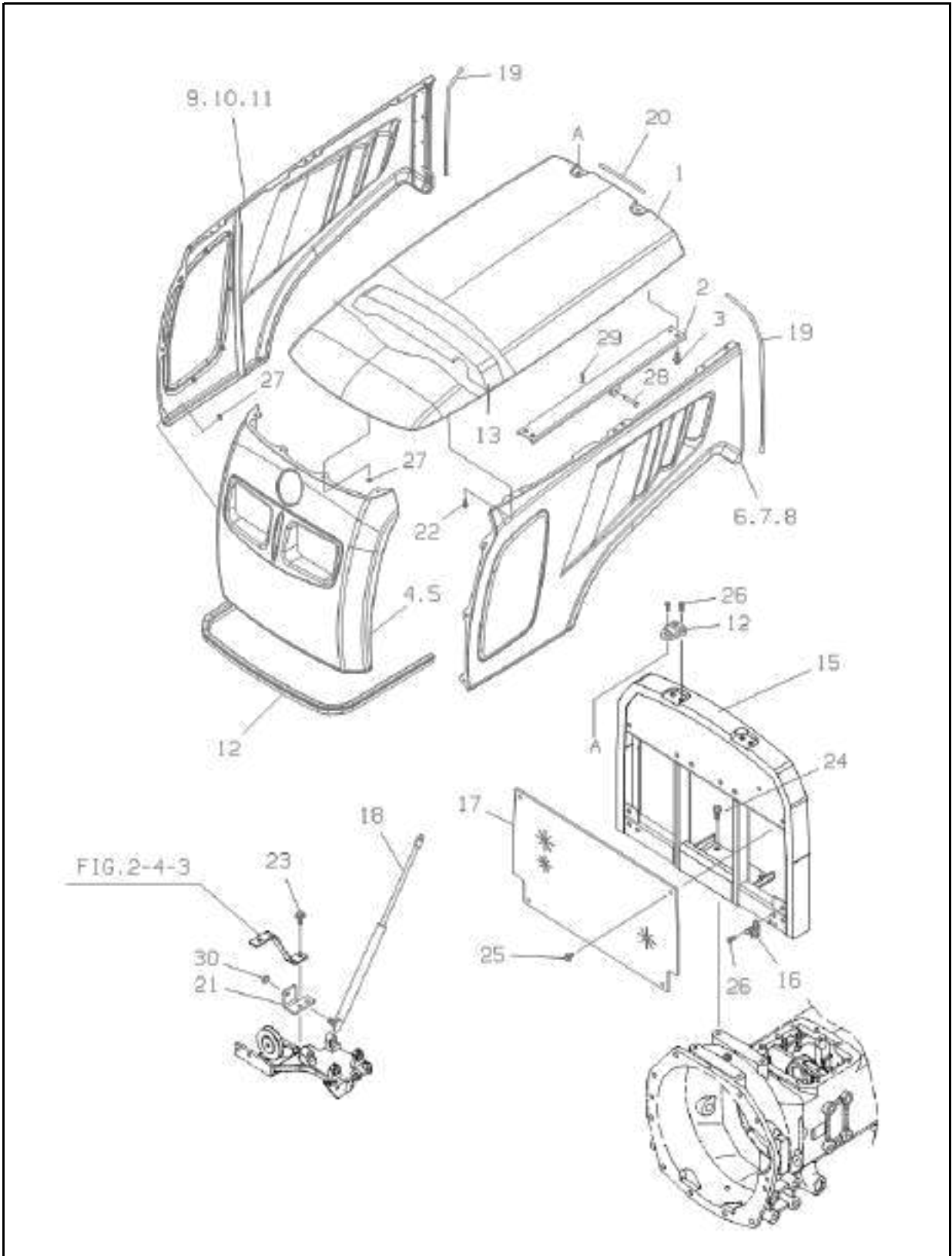
05-09-01

00

HOOD

FIG. 10-1F

G. 830



06-04-01

01

HOOD

A-N41, B-N47

A-N41(Neo41), B-N47(Neo47)

FIG. 10-1F

AG

(C)

NO.	PART NO.	PART NAME & DESCRIPTION	QTY			APP. NO	REM.
			A	B			
1~3	A1830550	BONNET ASSY					
1	A1830551	HOOD BONNET	GREEN	1	1		
2	A1830552	BRACKET, HOOD	GREEN	1	1		
3	S155081613	BOLT,HEX. W/WASHER	M8x16L	4	4		
4~5	A1830390	GRILLE ASSY					
4	A1830411	GRILLE		1	1		
5	A5000196	HEAD LAMP ASSY		2	2		
6~8	A1830553	SIDE COVER ASSY LH	GREEN	1	1		
6	A1830414	SIDE GRILLE LH		1	1		
7	A1830554	SIDE COVER LH	GREEN	1	1		
8	S345050013	NUT, FLANGE B-TY		8	8		
9~11	A1830555	SIDE COVER ASSY RH	GREEN	1	1		
9	A1830415	SIDE GRILLE RH		1	1		
10	A1830556	SIDE COVER RH	GREEN	1	1		
11	S345050013	NUT, FLANGE B-TY		8	8		
12	A1830157	HOOD HINGE ASSY		2	2		
13	A1830401	SPONGE BONNET		1	1		
14	A1830420	WEATHER STRIP, GRILLE		1	1		
15	A1830439	BAND FRAME, BONNET		1	1		
16	A1830442	GUIDE, HOOD		2	2		
17	A1830453	PLATE,INSULATION-B		1	1		
18	A1830473	GAS SPRING		1	1		
19	A1970364	WEATHER CYLINDER		2	2		
20	A1970365	WEATHER STRIP		1	1		
21	A1830471	BRK.GAS SPRING		1	1		
22	S155061633	BOLT, HEX W/WASHER	M6x16L	8	8		
23	S155082533	BOLT,HEX	M8x25L	2	2		
24	S156102533	BOLT, HEX W/WASHER	M10x25L	4	4		
25	S159081633	BOLT, HEX W/WASHER	M8x16L	4	4		
26	S220802511	SCREW		10	10		
27	S345060013	NUT, FLANGE B-TY		8	8		
28	S427085023	PIN, HEAD B-TY.		1	1		
29	S443080013	PIN, SNAP A-TYPE		1	1		
30	S345080013	NUT, FLANGE B-TY		1	1		

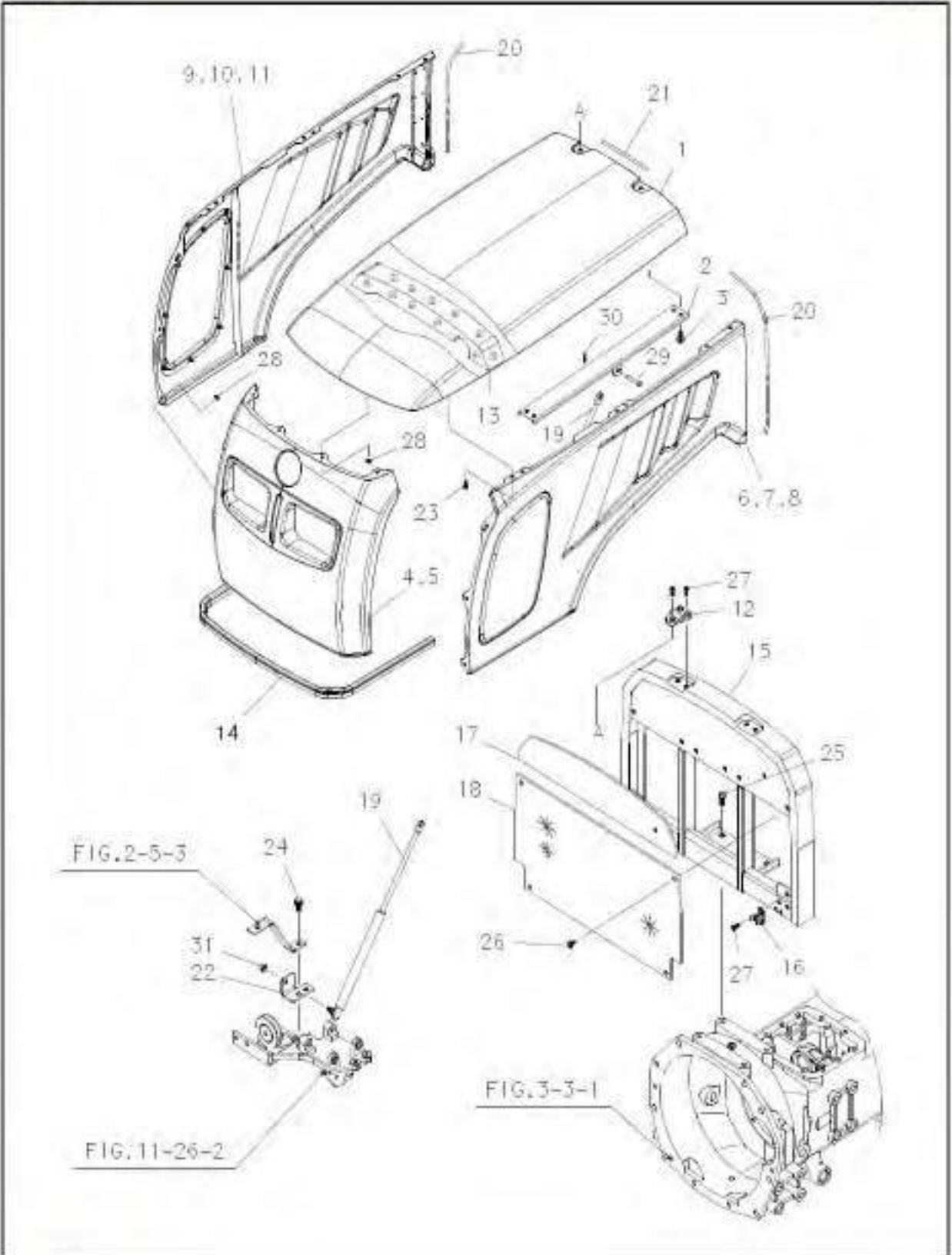
06-04-01

01

HOOD

FIG. 10-1F

G. 830



HOOD

A-N41, B-N47

A-N41(Neo41), B-N47(Neo47)

FIG. 10-1F

(C)

NO.	PART NO.	PART NAME & DESCRIPTION	QTY			APP. NO	REM.
			A	B			
1~3	A1830680	BONNET ASSY	1	1			
1	A1830678	HOOD BONNET	1	1			
2	A1830679	BRACKET, HOOD	1	1			
3	S155081613	BOLT, HEX. W/WASHER	4	4			M8x16L
4~5	A1830390	GRILLE ASSY	1	1			
4	A1830411	GRILLE	1	1			
5	A5000196	HEAD LAMP ASSY	2	2			
6~8	A1830682	SIDE COVER ASSY LH	1	1			
6	A1830414	SIDE GRILLE LH	1	1			
7	A1830681	SIDE COVER LH	1	1			
8	S345050013	NUT, FLANGE B-TY	8	8			
9~11	A1830684	SIDE COVER ASSY RH	1	1			
9	A1830415	SIDE GRILLE RH	1	1			
10	A1830683	SIDE COVER RH	1	1			
11	S345050013	NUT, FLANGE B-TY	8	8			
12	A1830157	HOOD HINGE ASSY	2	2			
13	A1830401	SPONGE BONNET	1	1			
14	A1830420	WEATHER STRIP, GRILLE	1	1			
15	A1830439	BAND FRAME, BONNET	1	1			
16	A1830442	GUIDE, HOOD	2	2			
17	A1830452	PLATE, INSULATION-A	1	1			
18	A1830453	PLATE, INSULATION-B	1	1			
19	A1830473	GAS SPRING	1	1			
20	A1970364	WEATHER STRIP	2	2			
21	A1970365	WEATHER STRIP	1	1			
22	A1830471	BRK. GAS SPRING	1	1			
23	S155061633	BOLT, HEX W/WASHER	8	8			M6x16L
24	S155082533	BOLT, HEX	2	2			M8x25L
25	S156103033	BOLT, HEX W/WASHER	4	4			M10x30L
26	S159081633	BOLT, HEX W/WASHER	4	4			M8x16L
27	S220802511	SCREW	10	10			
28	S345060013	NUT, FLANGE B-TY	8	8			
29	S427085023	PIN, HEAD B-TY.	1	1			
30	S443080013	PIN, SNAP A-TYPE	1	1			
31	S345080013	NUT, FLANGE B-TY	1	1			

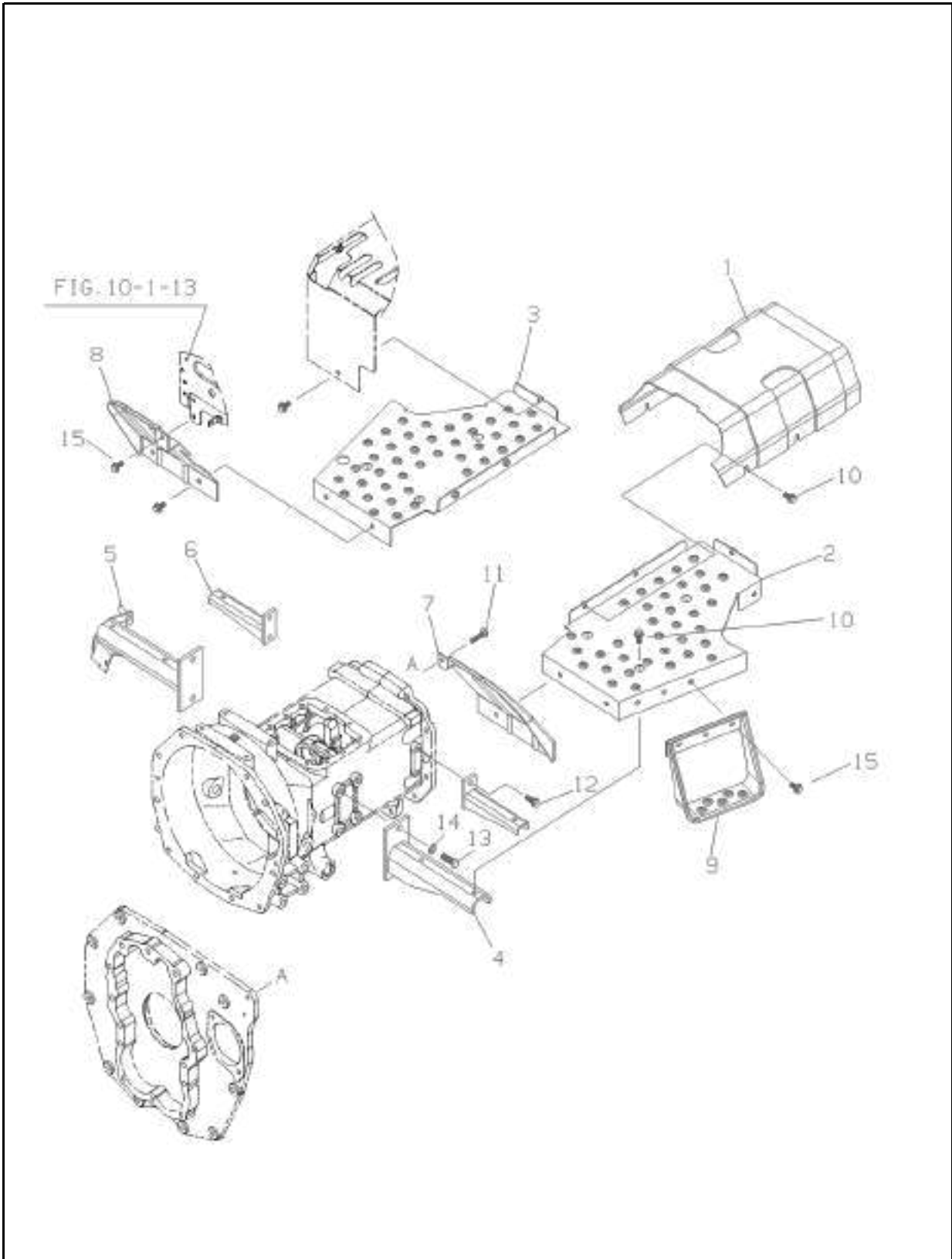
05-09-01

00

STEP

FIG. 10-2B

G. 840



06-04-01

01

STEP

A-N41, B-N47

A-N41(Neo41), B-N47(Neo47)

FIG. 10-2B

AG

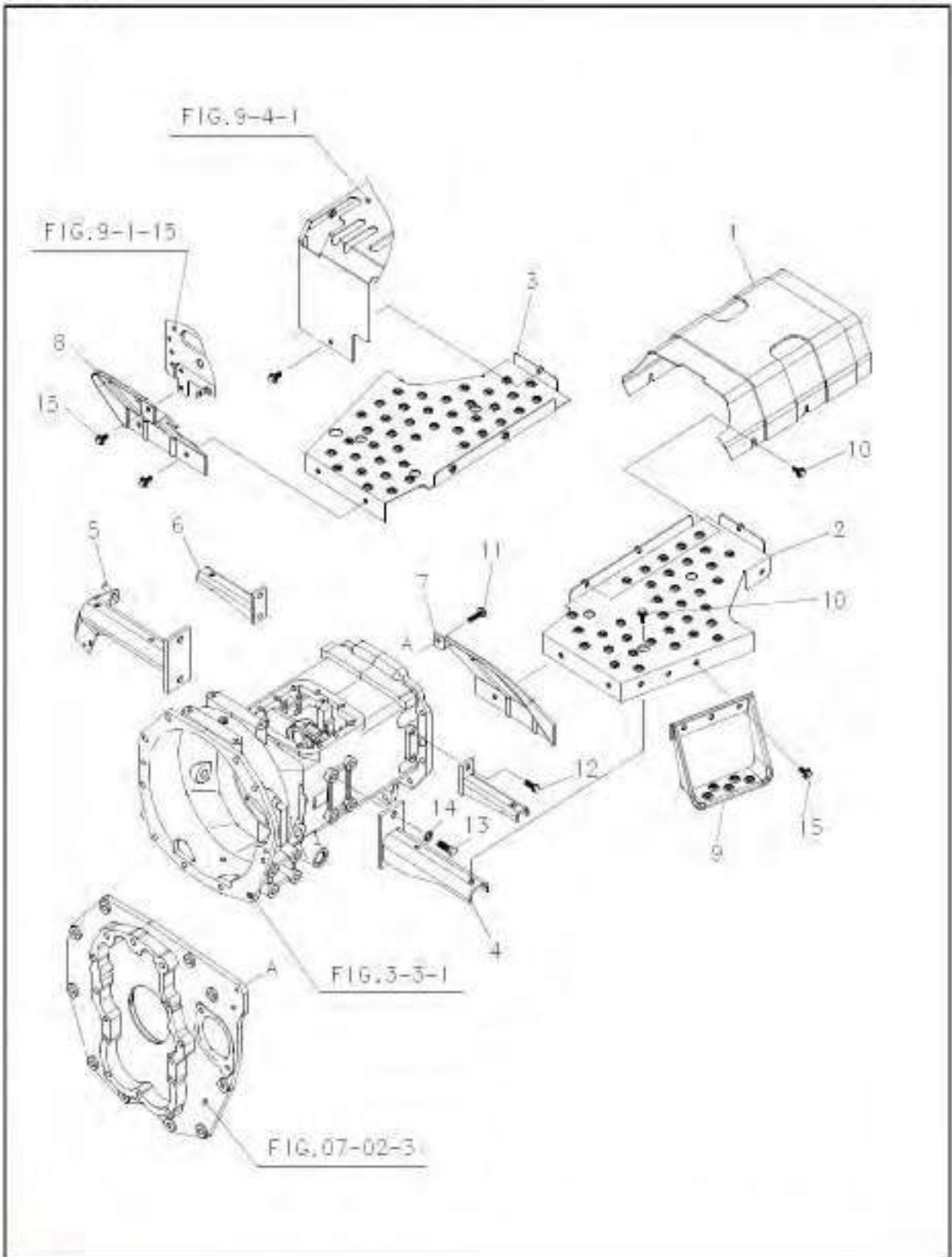
(F)

NO.	PART NO.	PART NAME & DESCRIPTION	QTY			APP. NO	REM.
			A	B			
1	A1840232	COVER T/M CASE	GREEN	1	1		
2	A1840230	STEP LH	GREEN	1	1		
3	A1840231	STEP RH	GREEN	1	1		
4	A1840128	BRACKET, STEP FRONT LH		1	1		
5	A1840129	BRACKET, STEP FRONT RH		1	1		
6	A1840130	BRACKET, STEP REAR		2	2		
7	A1840134	MUD GUARD, LH		1	1		
8	A1840135	MUD GUARD, RH		1	1		
9	A1840247	SUB, STEP		2	2		
10	S159082533	BOLT, HEX W/WASHER	M8x1.25x25L	13	13		
11	S159084033	BOLT, HEX W/WASHER	M8x1.25x40L	1	1		
12	S154102533	BOLT, HEX W/WASHER	M10x1.25x25L	4	4		
13	S101143543	BOLT, HEX	M14x2.0x35L	4	4		
14	S361140013	WASHER, SPR		4	4		
15	S159082033	BOLT, HEX W/WASHER	M8x1.25x20L	10	10		

STEP

FIG. 10-2

G. 840



06-04-01

01

STEP

A-N41, B-N47

A-N41(Neo41), B-N47(Neo47)

FIG. 10-2

DO, VA

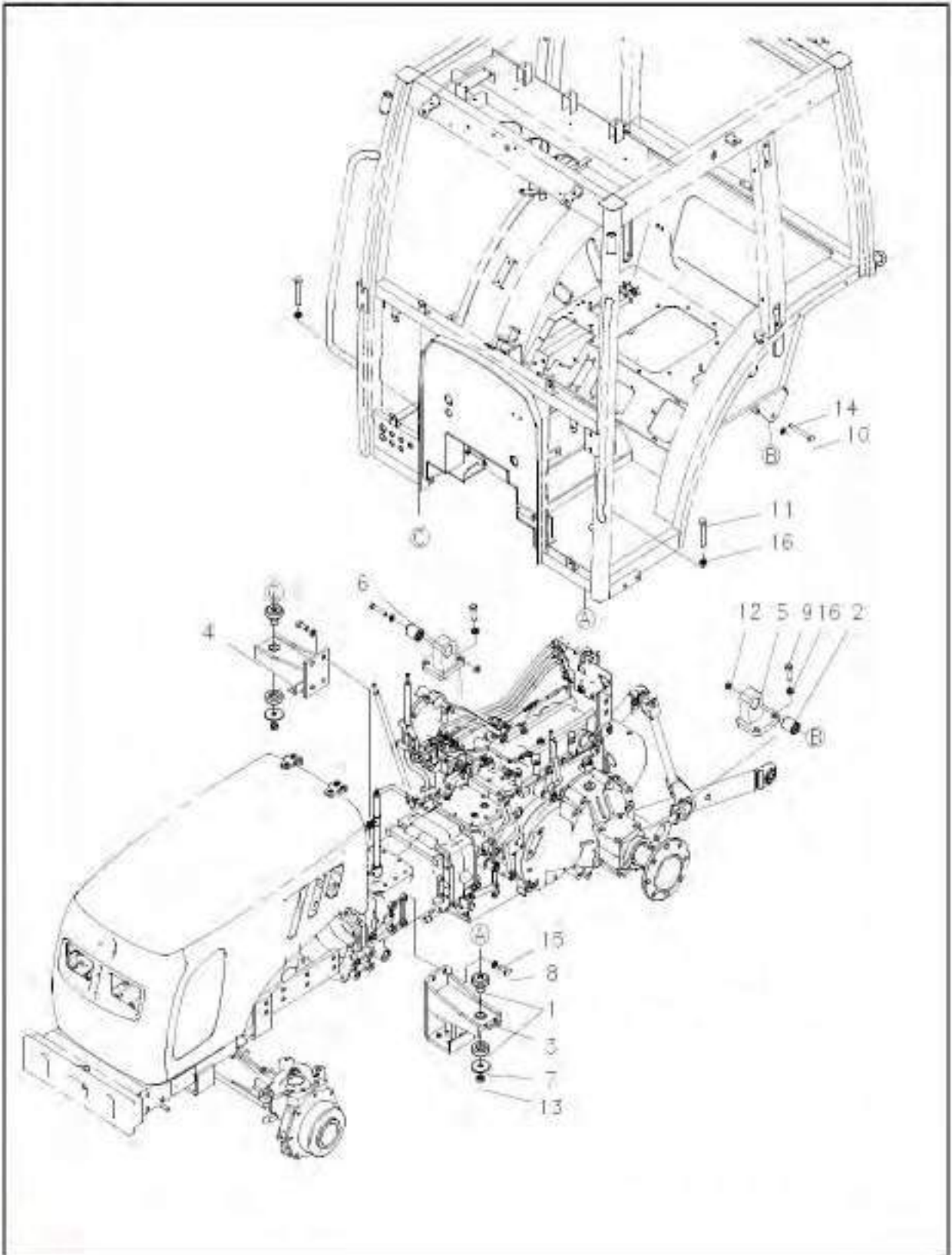
(F)

NO.	PART NO.	PART NAME & DESCRIPTION	QTY			APP. NO	REM.
			A	B			
1	A1840298	COVER T/M CASE (41PS)	A-BLUE	1	1		
2	A1840296	STEP LH (41PS)	A-BLUE	1	1		
3	A1840297	STEP RH (41PS)	A-BLUE	1	1		
4	A1840128	BRACKET, STEP FRONT LH		1	1		
5	A1840129	BRACKET, STEP FRONT RH		1	1		
6	A1840130	BRACKET, STEP REAR		2	2		
7	A1840134	MUD GUARD, LH		1	1		
8	A1840135	MUD GUARD, RH		1	1		
9	A1840247	SUB, STEP		2	2		
10	S159082533	BOLT, HEX W/WASHER	M8x1.25x25L	13	13		
11	S159084033	BOLT, HEX W/WASHER	M8x1.25x40L	1	1		
12	S154102533	BOLT, HEX W/WASHER	M10x1.25x25L	4	4		
13	S101143543	BOLT, HEX	M14x2.0x35L	4	4		
14	S361140013	WASHER, SPR		4	4		
15	S159082033	BOLT, HEX W/WASHER	M8x1.25x20L	10	10		

MOUNT

FIG. 10-3

G. 840



06-04-01

01

MOUNT

A-N41, B-N47

A-N41(Neo41), B-N47(Neo47)

FIG. 10-3

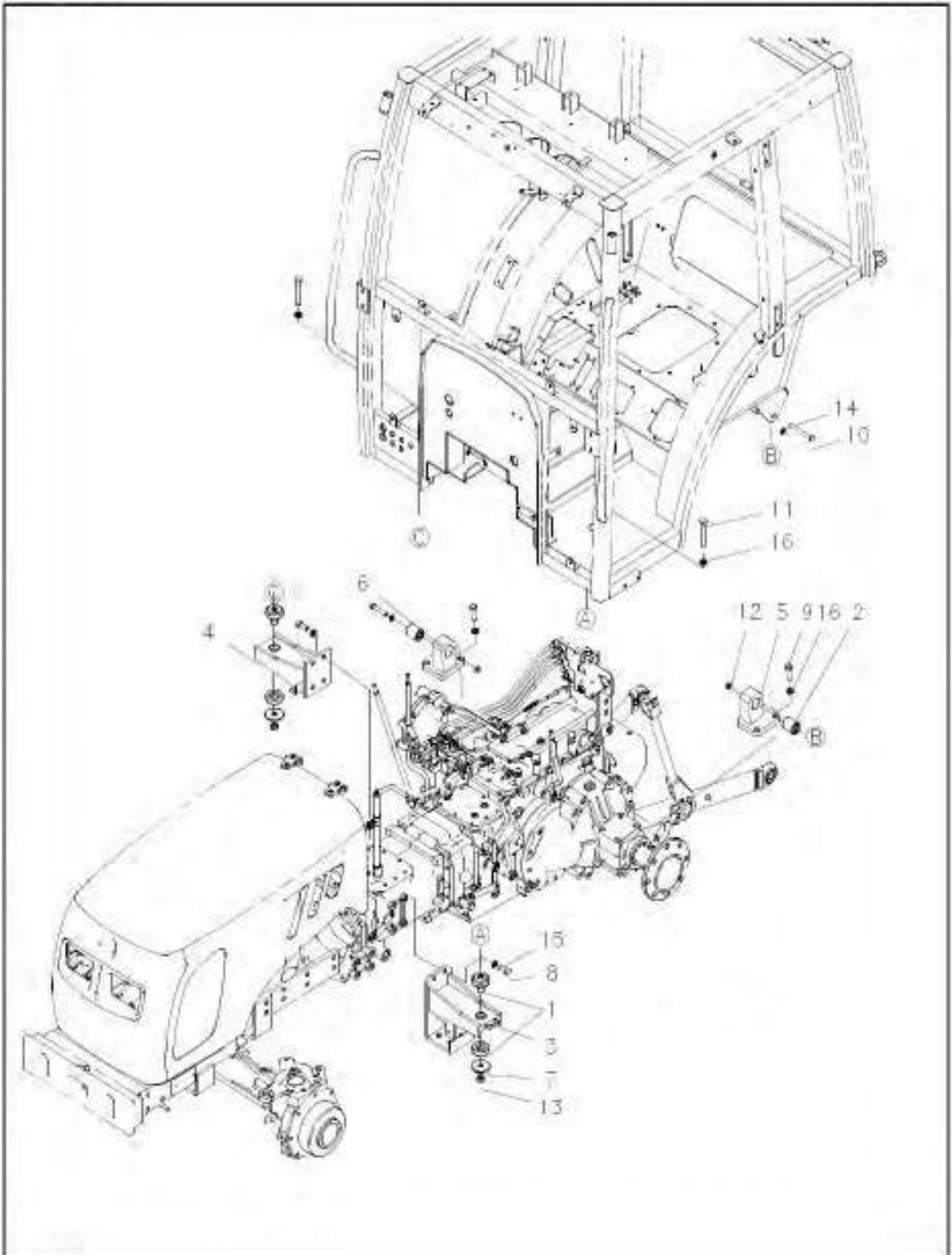
(C)

NO.	PART NO.	PART NAME & DESCRIPTION	QTY			APP. NO	REM.
			A	B			
1	A1840150	MOUNT, FRONT	2	2			
2	A5000552	MOUNT, REAR	2	2			
3	A1840278	BRKT,CAB. FRONT MTG. LH	1	1			
4	A1840153	BRKT,CAB. FRONT MTG. RH	1	1			
5	A1840288	BRKT,CAB. REAR MTG. LH	1	1			
6	A1840289	BRKT,CAB. REAR MTG. RH	1	1			
7	A1840236	WASHER, REBOUND	2	2			
8	S101143543	BOLT, HEX. M14X2.0X35L	8	8			
9	S103164043	BOLT, HEX. M16X1.5X40L	6	6			
10	S104121153	BOLT, HEX. M12X1.25X110L	2	2			
11	S104161053	BOLT, HEX. M16X1.5X100L	2	2			
12	S302120053	NUT, HEX. 1-TY M12X1.25	2	2			
13	S306160053	NUT, HEX. 2-TY M16X1.5	2	2			
14	S361120013	WASHER, SPR. 1-TY DO21.5XDI12.2X3t	2	2			
15	S361140013	WASHER, SPR. 1-TY DO24.5X14.2X3.5t	8	8			
16	S361160013	WASHER, SPR. 1-TY DO28XDI16.2X4t	8	8			

MOUNT

FIG. 10-3

G. 840



05-09-01

00

MOUNT

A-N41, B-N47

A-N41(Neo41), B-N47(Neo47)

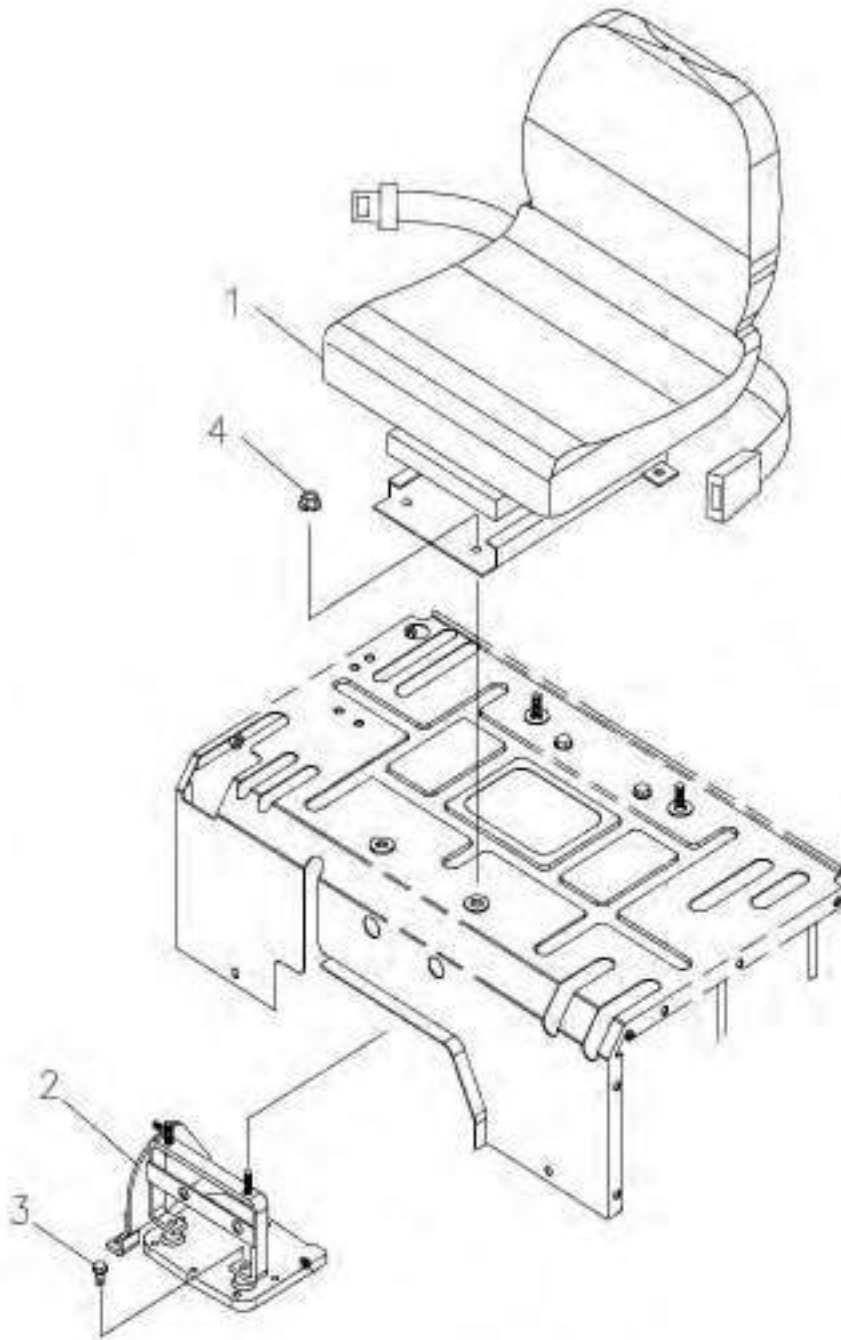
FIG. 10-3

NO.	PART NO.	PART NAME & DESCRIPTION	QTY			APP. NO	REM.
			A	B			
1	A1840150	MOUNT, FRONT	2	2			
2	A5000552	MOUNT, REAR	2	2			
3	A1840278	BRKT,CAB. FRONT MTG. LH	1	1			
4	A1840153	BRKT,CAB. FRONT MTG. RH	1	1			
5	A1840288	BRKT,CAB. REAR MTG. LH	1	1			
6	A1840289	BRKT,CAB. REAR MTG. RH	1	1			
7	A1840236	WASHER, REBOUND	2	2			
8	S101143543	BOLT, HEX. M14X2.0X35L	8	8			
9	S103164543	BOLT, HEX. M16X1.5X45L	6	6			
10	S104121153	BOLT, HEX. M12X1.25X110L	2	2			
11	S104161053	BOLT, HEX. M16X1.5X100L	2	2			
12	S302120053	NUT, HEX. 1-TY M12X1.25	2	2			
13	S306160053	NUT, HEX. 2-TY M16X1.5	2	2			
14	S361120013	WASHER, SPR. 1-TY DO21.5XDI12.2X3t	2	2			
15	S361140013	WASHER, SPR. 1-TY DO24.5X14.2X3.5t	8	8			
16	S361160013	WASHER, SPR. 1-TY DO28XDI16.2X4t	8	8			

SEAT

FIG. 10-4A

G. 850



06-04-01

01

SEAT

A-N41, B-N47

A-N41(Neo41), B-N47(Neo47)

FIG. 10-4A DO, AG, VA

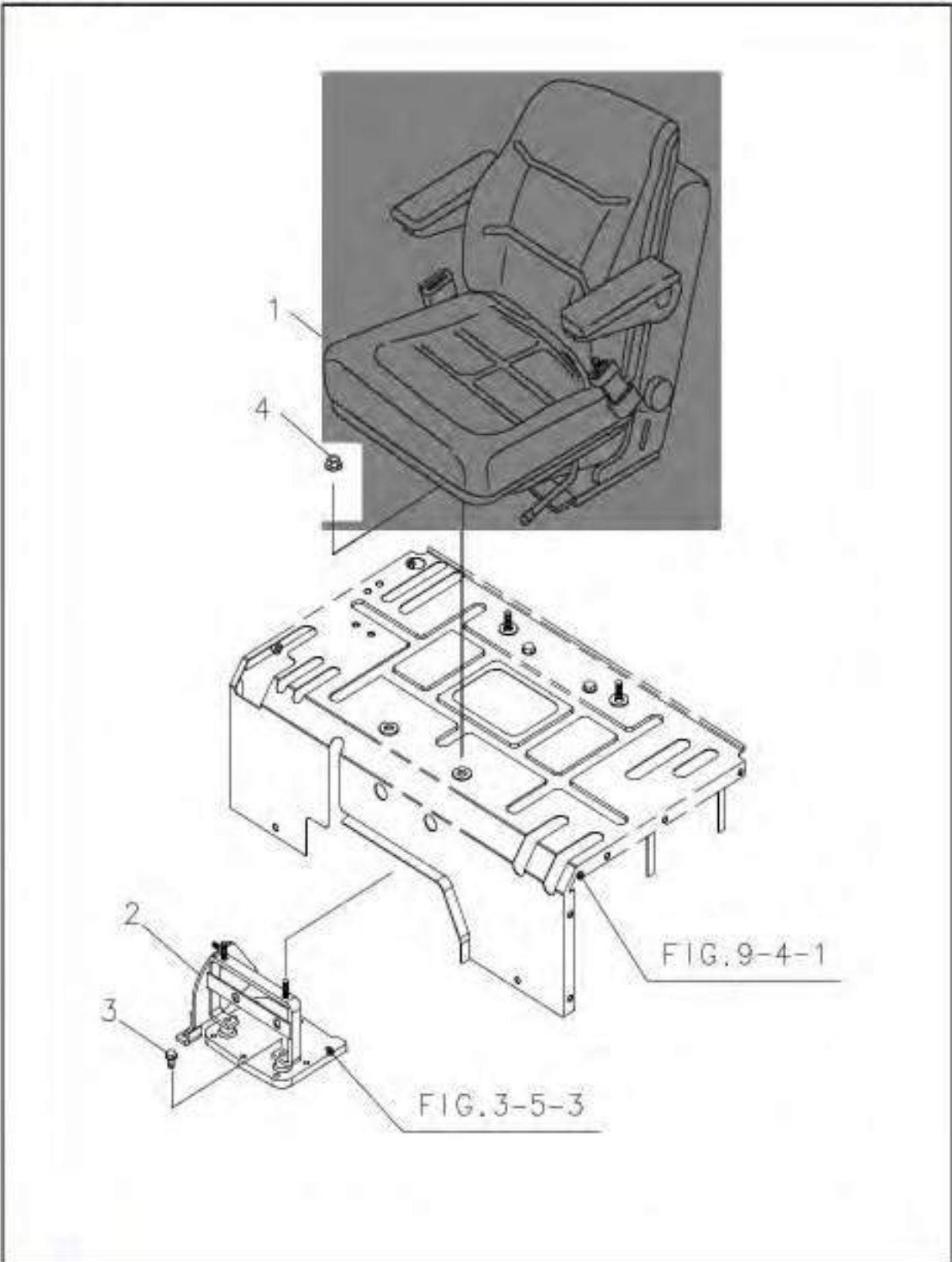
(F)

NO.	PART NO.	PART NAME & DESCRIPTION	QTY			APP. NO	REM.
			A	B			
1	A1850097	SEAT ASSY	1	1			
2	A1850119	BRACKET, SEAT MOUNT	1	1			
3	S154102533	BOLT, HEX W/WASHER			M10x1.25x30	2	2
4	S346100013	NUT, FLANGE			M10x1.25	4	4

SEAT

FIG. 10-4A

G. 850



05-09-01

00

SEAT

A-N41, B-N47

A-N41(Neo41), B-N47(Neo47)

FIG. 10-4A

(F)

NO.	PART NO.	PART NAME & DESCRIPTION		QTY			APP. NO	REM.
				A	B			
1	A1850250	SEAT ASSY		1	1			
2	A1850119	BRACKET, SEAT MOUNT		1	1			
3	S154102533	BOLT, HEX W/WASHER	M10x1.25x30	2	2			
4	S346100013	NUT, FLANGE	M10x1.25	4	4			

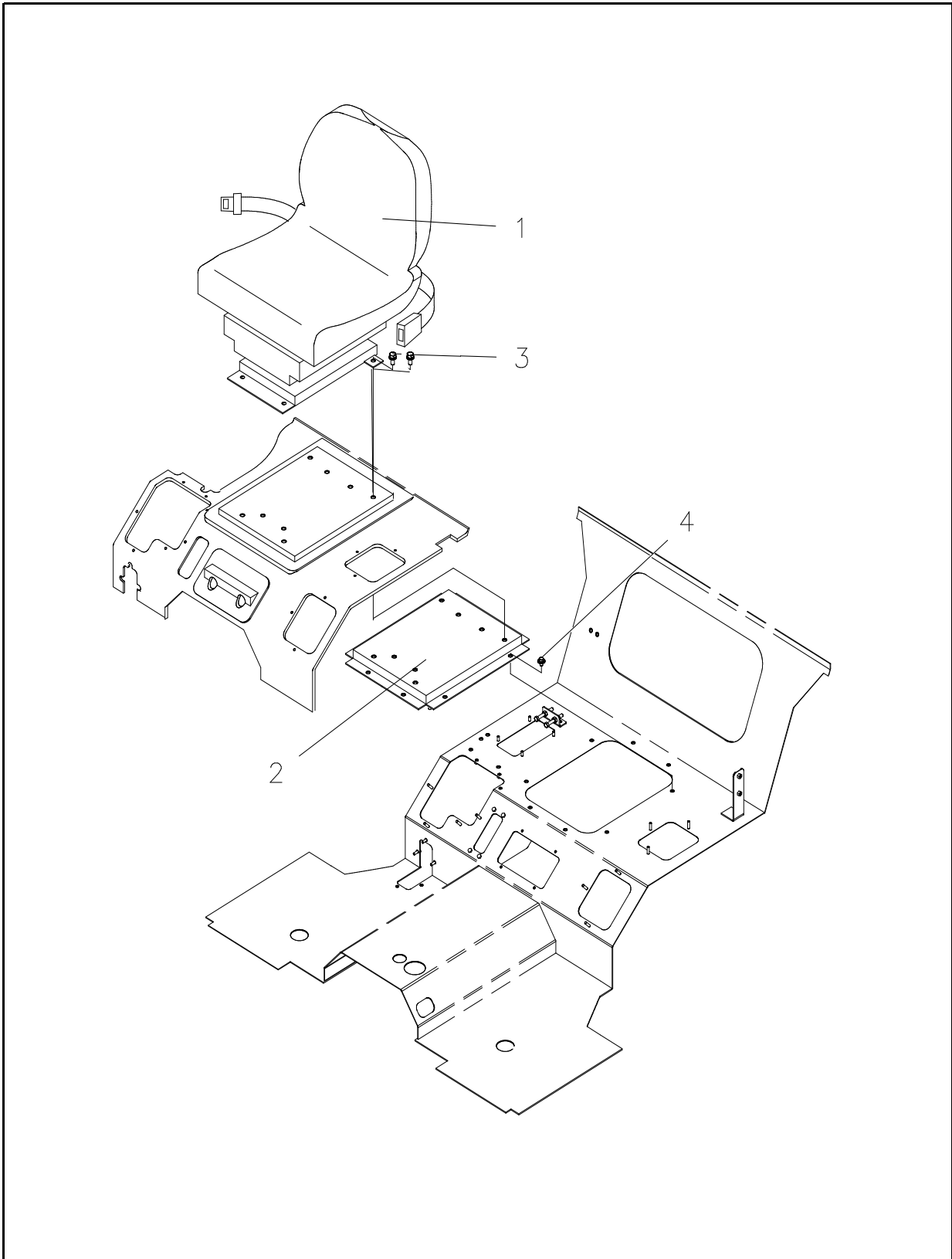
05-09-01

00

SEAT

FIG. 10-4C

G. 850



06-04-01

01

SEAT

A-N41, B-N47

A-N41(Neo41), B-N47(Neo47)

FIG. 10-4C

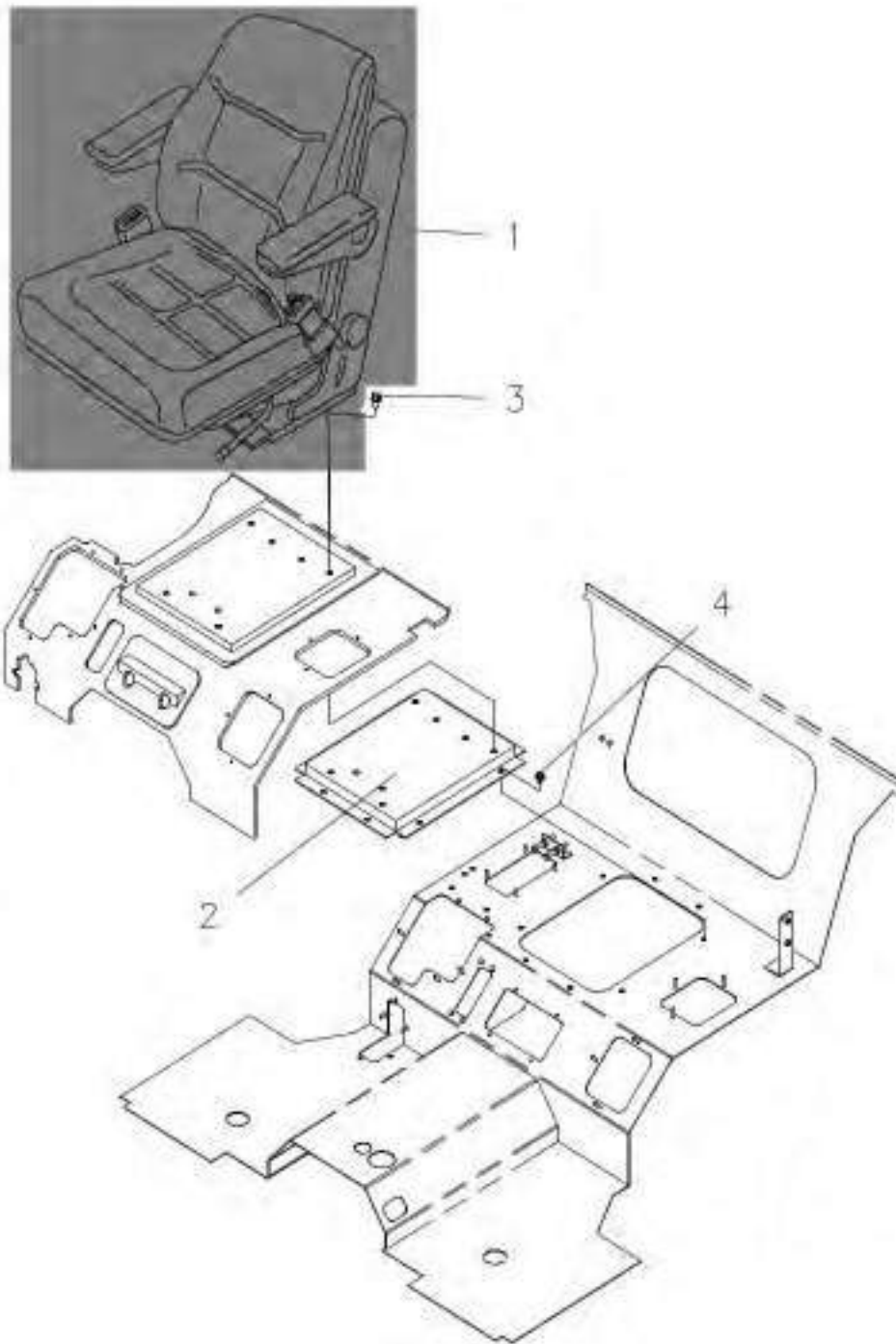
(C)

NO.	PART NO.	PART NAME & DESCRIPTION	QTY			APP. NO	REM.
			A	B			
1	A1850229	SEAT ASSY	1	1			
2	A1850222	PLATE, SEAT MTG.	1	1			
3	S156102533	BOLT, HEX. W/WASHER			M10X1.25X25L	4	4
4	S159081633	BOLT, HEX. W/WASHER			M8X1.25X16L	8	8

SEAT

FIG. 10-4C

G. 850



SEAT

A-N41, B-N47

A-N41(Neo41), B-N47(Neo47)

FIG. 10-4C

(C)

NO.	PART NO.	PART NAME & DESCRIPTION			QTY			APP. NO	REM.
					A	B			
1	A1850250	SEAT ASSY			1	1			
2	A1850222	PLATE, SEAT MTG.			1	1			
3	S156102533	BOLT, HEX. W/WASHER	M10X1.25X25L		4	4			
4	S159081633	BOLT, HEX. W/WASHER	M8X1.25X16L		8	8			

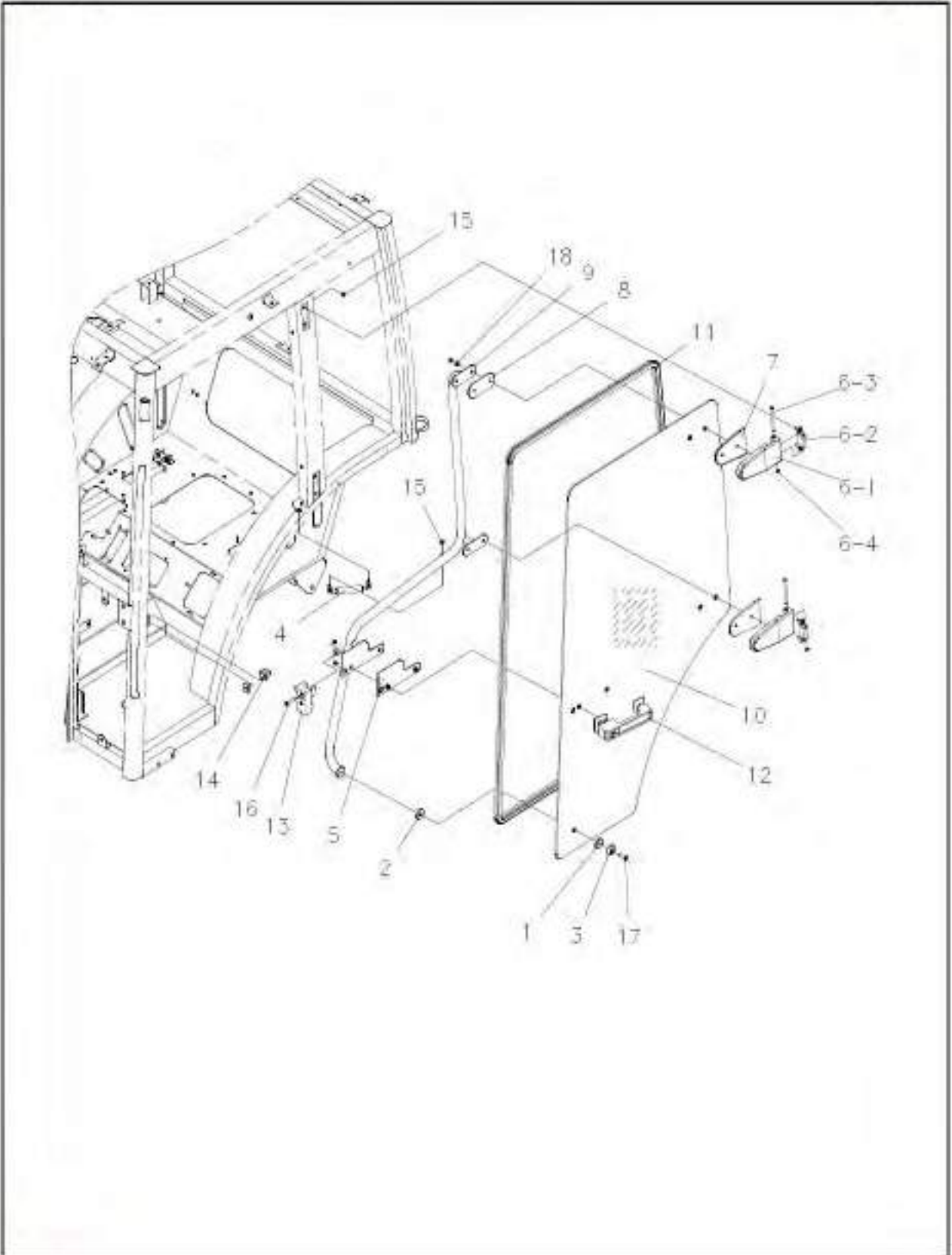
05-09-01

00

DOOR

FIG. 10-5

G. 862



06-04-01

01

DOOR

A-N41, B-N47

A-N41(Neo41), B-N47(Neo47)

FIG. 10-5

(C)

NO.	PART NO.	PART NAME & DESCRIPTION	QTY			APP. NO	REM.
			A	B			
1~18	A1862139	DOOR ASSY LH	1	1			
	A1862140	DOOR ASSY RH	1	1			
1	A1862004	CUSHION "A"	1	1			
2	A1862005	CUSHION "B"	1	1			
3	A1862006	SPACER, GLASS	1	1			
4	A1862133	DOOR GAS CYLINDER ASSY	1	1			
5	A1862136	PAD,HANDLE INSIDE LH	1	1			
	A1862160	PAD,HANDLE INSIDE RH	1	1			
6	A1862141	HINGE A ASSY	1	1			
	A1862142	HINGE B ASSY	1	1			
6-1	A1862143	HINGE, A OUTSIDE	1	1			
	A1862144	HINGE, B OUTSIDE	1	1			
6-2	A1862145	HINGE, BASE DOOR	2	2			
6-3	A1862146	PIN, HINGE	2	2			
6-4	S814007003	RING, SNAP	2	2			
7	A1862147	PAD A, HINGE	2	2			
8	A1862148	PAD B, HINGE	2	2			
9	A1862149	GRIP ASSY,DOOR INSIDE LH	1	1			
	A1862150	GRIP ASSY,DOOR INSIDE RH	1	1			
10	A1862153	GLASS, DOOR LH	1	1			
	A1862154	GLASS, DOOR RH	1	1			
11	A1862155	WEATHER STRIP, DOOR	1	1			
12	A1862156	DOOR HANDLE ASSY	1	1			
13	A1862157	DOOR LOCK ASSY LH	1	1			
	A1862159	DOOR LOCK ASSY RH	1	1			
14	A1862158	LOCK, STRIKER	1	1			
15	A1877079	NUT, LOCK	M8X1.25	11	11		
16	S220803511	SCREW, CROSS CSNK.	M8X1.25X35L	2	2		
17	S220804011	SCREW, CROSS CSNK.	M8X1.25X40L	1	1		
18	S363080013	WASHER. PLN. S-RD	OD15.5XID8.4X1.6t	4	4		

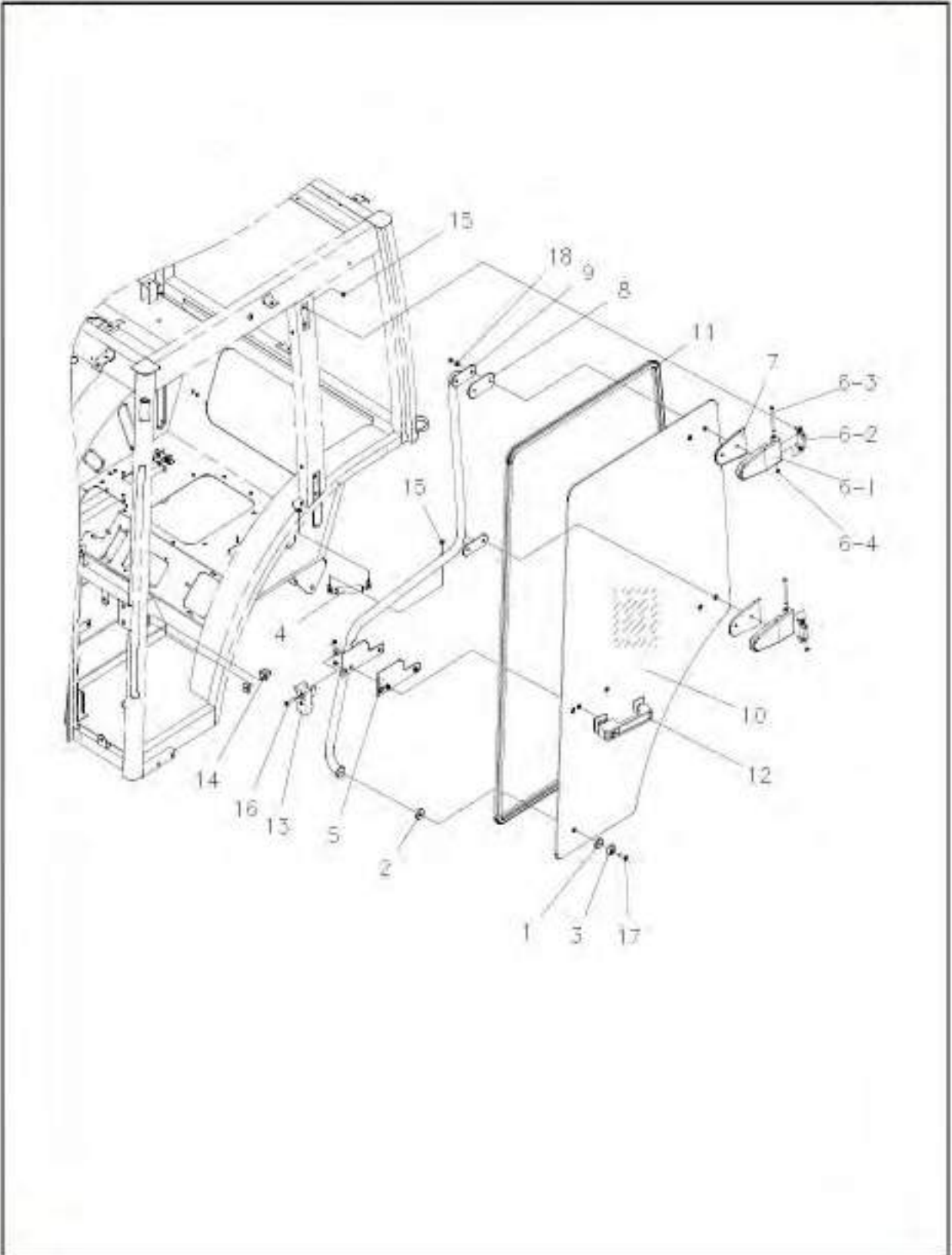
06-04-01

01

DOOR

FIG. 10-5

G. 862



05-09-01

00

DOOR

A-N41, B-N47

A-N41(Neo41), B-N47(Neo47)

FIG. 10-5

(C)

NO.	PART NO.	PART NAME & DESCRIPTION	QTY			APP. NO	REM.
			A	B			
1~18	A1862139	DOOR ASSY LH	1	1			
	A1862140	DOOR ASSY RH	1	1			
1	A1862004	CUSHION "A"	1	1			
2	A1862005	CUSHION "B"	1	1			
3	A1862006	SPACER, GLASS	1	1			
4	A1862133	DOOR GAS CYLINDER ASSY	1	1			
5	A1862136	PAD,HANDLE INSIDE LH	1	1			
	A1862160	PAD,HANDLE INSIDE RH	1	1			
6	A1862141	HINGE A ASSY	1	1			
	A1862143	HINGE B ASSY	1	1			
6-1	A1862143	HINGE, A OUTSIDE	1	1			
	A1862144	HINGE, B OUTSIDE	1	1			
6-2	A1862145	HINGE, BASE DOOR	2	2			
6-3	A1862146	PIN, HINGE	2	2			
6-4	S814007003	SNAP, RING	2	2			
7	A1862147	PAD A, HINGE	2	2			
8	A1862148	PAD B, HINGE	2	2			
9	A1862149	GRIP ASSY,DOOR INSIDE LH	1	1			
	A1862150	GRIP ASSY,DOOR INSIDE RH	1	1			
10	A1862153	GLASS, DOOR LH	1	1			
	A1862154	GLASS, DOOR RH	1	1			
11	A1862155	WEATHER STRIP, DOOR	1	1			
12	A1862156	DOOR HANDLE ASSY	1	1			
13	A1862157	DOOR LOCK ASSY LH	1	1			
	A1862159	DOOR LOCK ASSY RH	1	1			
14	A1862158	LOCK, STRIKER	1	1			
15	A1877079	NUT, LOCK	M8X1.25	11	11		
16	S220803511	SCREW, CROSS CSNK.	M8X1.25X35L	2	2		
17	S220804011	SCREW, CROSS CSNK.	M8X1.25X40L	1	1		
18	S363080013	WASHER. PLN. S-RD	OD15.5XID8.4X1.6t	4	4		

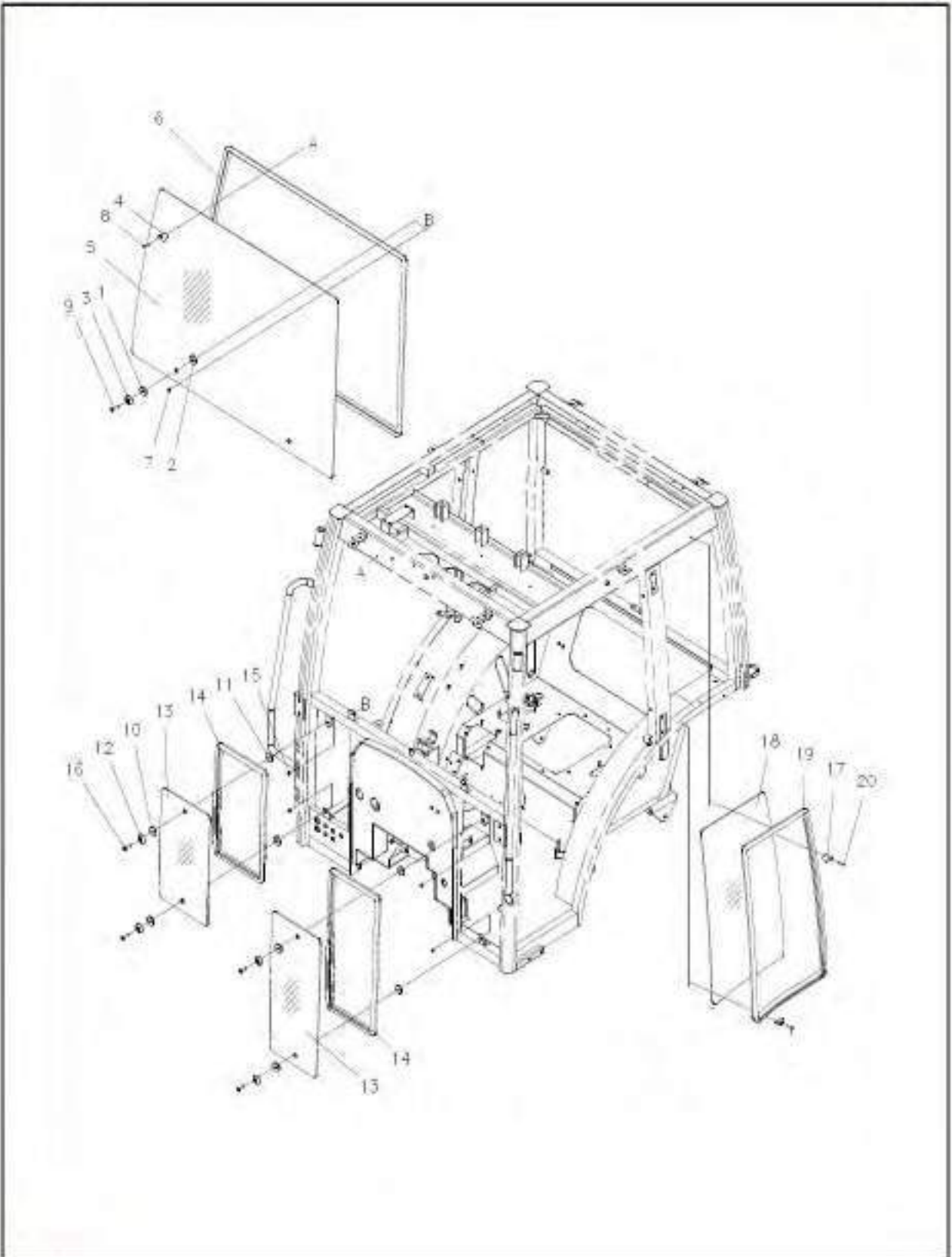
05-09-01

00

FRONT & SIDE WINDOW

FIG. 10-6

G. 863



06-04-01

01

FRONT & SIDE WINDOW

A-N41, B-N47

A-N41(Neo41), B-N47(Neo47)

FIG. 10-6

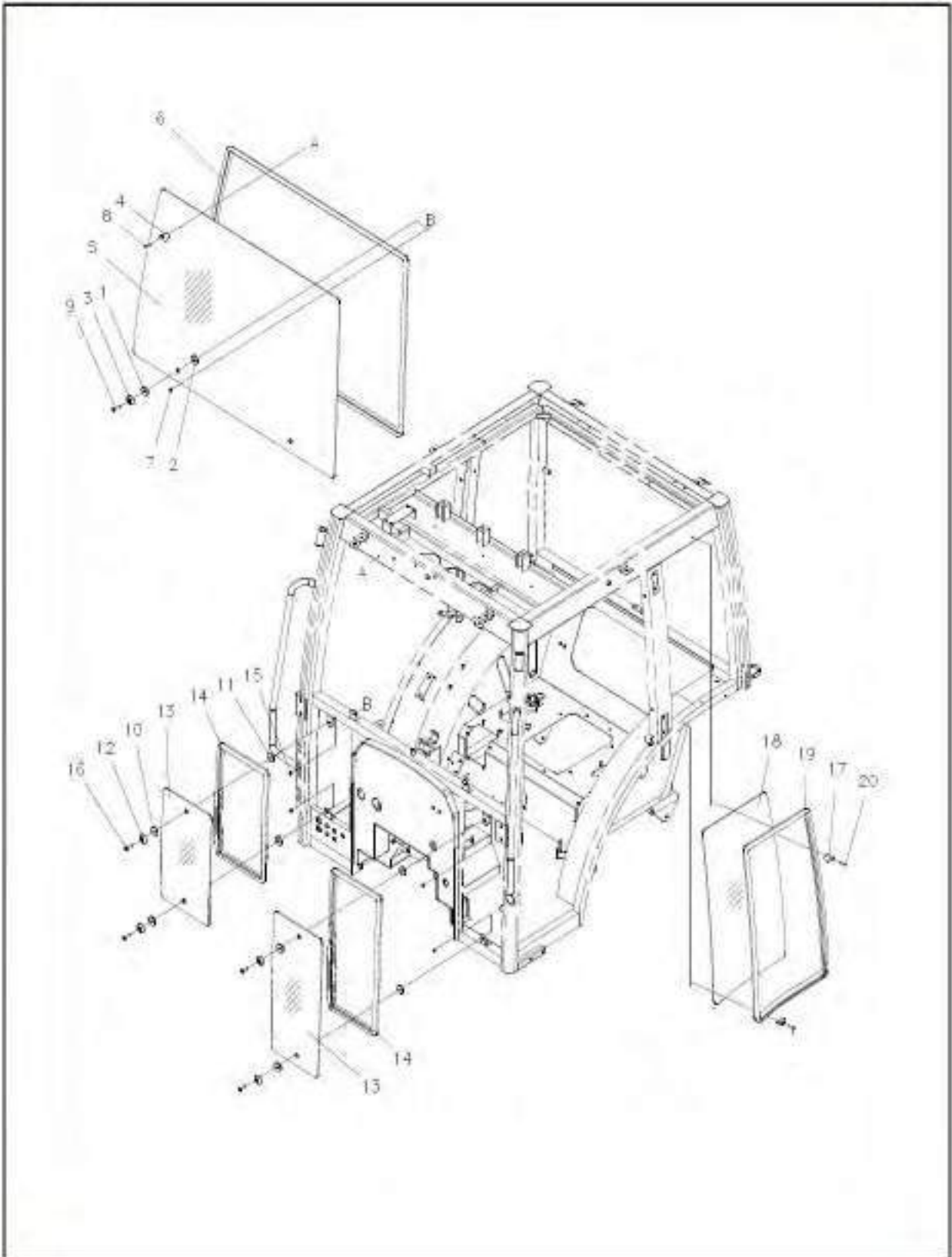
(C)

NO.	PART NO.	PART NAME & DESCRIPTION	QTY			APP. NO	REM.
			A	B			
1~9	A1863085	F, UPPER WINDOW ASSY	1	1			
1	A1862004	CUSHION "A"	2	2			
2	A1862005	CUSHION"B"	2	2			
3	A1862006	SPACER, GLASS	2	2			
4	A1862011	SUPPORT, GLASS	2	2			
5	A1863077	GLASS, FRONT UPPER	1	1			
6	A1869065	WEATHER, STRIP	1	1			
7	A1877079	NUT, LOCK	M8x1.25	2	2		
8	S220504511	SCREW, CROSS. CSNK	M5x0.8x45L	2	2		
9	S220803511	SCREW, CROSS. CSNK	M8x1.25x35L	2	2		
10~16	A1863086	F LOWER WINDOW ASSY LH	1	1			
	A1863087	F LOWER WINDOW ASSY RH	1	1			
10	A1862004	CUSHION "A"	2	2			
11	A1862005	CUSHION"B"	2	2			
12	A1862006	SPACER, GLASS	2	2			
13	A1863096	GLASS, FRONT LOWER LH	1	1			
	A1863097	GLASS, FRONT LOWER RH	1	1			
14	A1869065	WEATHER, STRIP	1.9	1.9			
15	A1877079	NUT, LOCK	M8x1.25	2	2		
16	S220803511	SCREW, CROSS. CSNK	M8x1.25x35L	2	2		
17~20	A1863088	SIDE WINDOW ASSY LH	1	1			
	A1863089	SIDE WINDOW ASSY RH	1	1			
17	A1862011	SUPPORT, GLASS	3	3			
18	A1863080	GLASS,SIDE LH	1	1			
	A1863081	GLASS,SIDE RH	1	1			
19	A1869065	WEATHER, STRIP	M5x0.8x45L	2.5	2.5		
20	S220504511	SCREW, CROSS. CSNK	M5x0.8x45L	3	3		

FRONT & SIDE WINDOW

FIG. 10-6

G. 863



05-09-01

00

FRONT & SIDE WINDOW

A-N41, B-N47

A-N41(Neo41), B-N47(Neo47)

FIG. 10-6

(C)

NO.	PART NO.	PART NAME & DESCRIPTION	QTY			APP. NO	REM.
			A	B			
1~9	A1863085	F, UPPER WINDOW ASSY	1	1			
1	A1862004	CUSHION "A"	2	2			
2	A1862005	CUSHION"B"	2	2			
3	A1862006	SPACER, GLASS	2	2			
4	A1862011	SUPPORT, GLASS	2	2			
5	A1863077	GLASS, FRONT UPPER	1	1			
6	A1869065	WEATHER, STRIP	1	1			
7	A1877079	NUT, LOCK	M8x1.25	2	2		
8	S220504511	SCREW, CROSS. CSNK	M5x0.8x45L	2	2		
9	S220803511	SCREW, CROSS. CSNK	M8x1.25x35L	2	2		
10~16	A1863086	F LOWER WINDOW ASSY LH	1	1			
	A1863087	F LOWER WINDOW ASSY RH	1	1			
10	A1862004	CUSHION "A"	2	2			
11	A1862005	CUSHION"B"	2	2			
12	A1862006	SPACER, GLASS	2	2			
13	A1863078	GLASS, FRONT LOWER LH	1	1			
	A1864032	GLASS, FRONT LOWER RH	1	1			
14	A1869065	WEATHER, STRIP	1.9	1.9			
15	A1877079	NUT, LOCK	M8x1.25	2	2		
16	S220803511	SCREW, CROSS. CSNK	M8x1.25x35L	2	2		
17~20	A1863088	SIDE WINDOW ASSY LH	1	1			
	A1863089	SIDE WINDOW ASSY RH	1	1			
17	A1862011	SUPPORT, GLASS	3	3			
18	A1863080	GLASS,SIDE LH	1	1			
	S159081633	GLASS,SIDE RH	1	1			
19	A1869065	WEATHER, STRIP	M5x0.8x45L	2.5	2.5		
20	S220504511	SCREW, CROSS. CSNK	M5x0.8x45L	3	3		

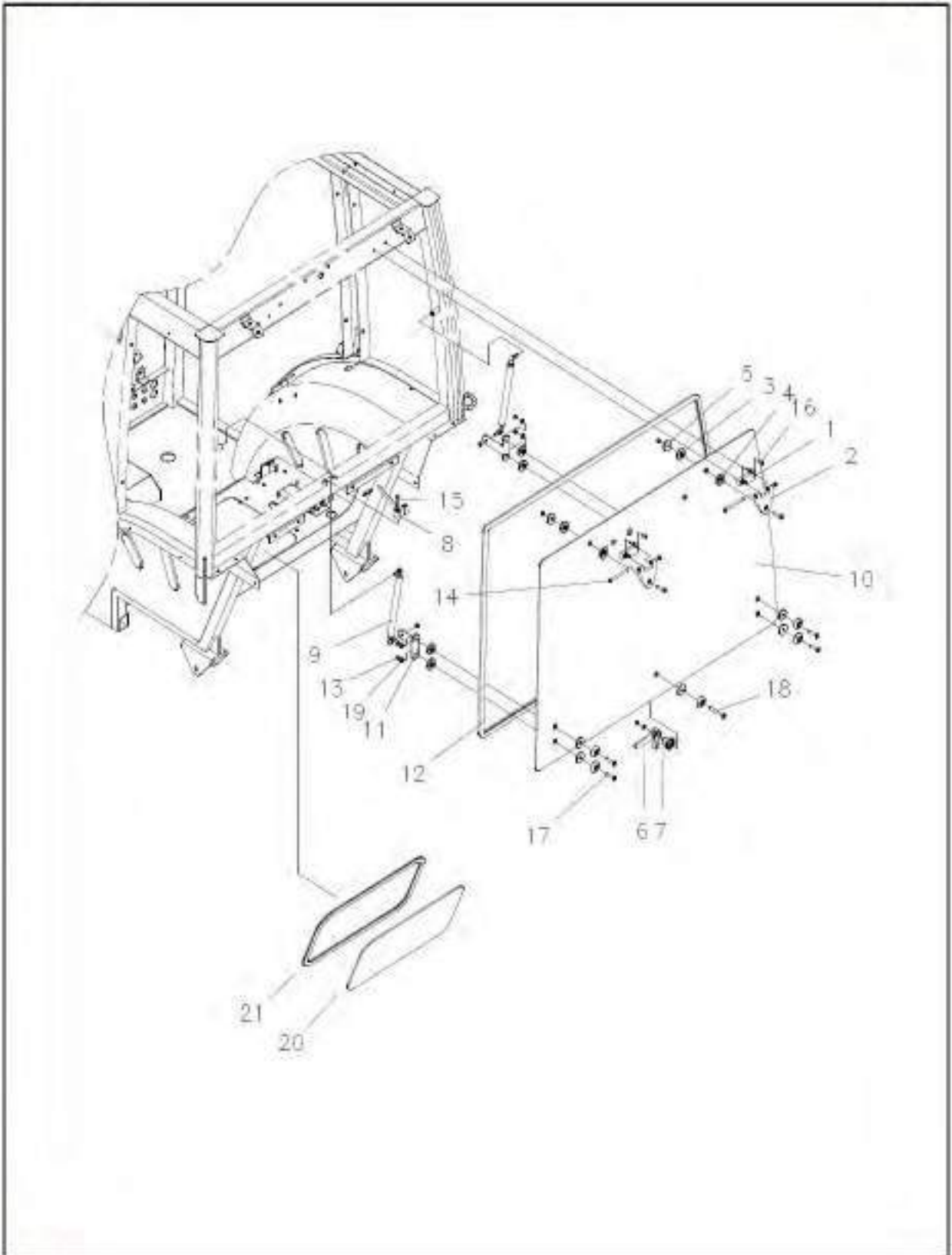
05-09-01

00

REAR WINDOW

FIG. 10-7

G. 863



06-04-01

01

REAR WINDOW

A-N41, B-N47

A-N41(Neo41), B-N47(Neo47)

FIG. 10-7

(C)

NO.	PART NO.	PART NAME & DESCRIPTION	QTY			APP. NO	REM.
			A	B			
1~19	A1863090	REAR WINDOW ASSY	1	1			
1	A1862002	SUPPORT, HINGE	2	2			
2	A1862003	BODY, HINGE	2	2			
3	A1862004	CUSHION "A"	6	6			
4	A1862005	CUSHION "B"	7	7			
5	A1862006	SPACER, GLASS	7	7			
6	A1862008	HANDLE, DOOR	1	1			
7	A1862009	SPACER, HANDLE	1	1			
8	A1862010	STOPPER, LOCK	1	1			
9	A1862092	GAS CYLINDER ASSY	2	2			
10	A1863082	GLASS, REAR	1	1			
11	A1863083	BRACKET, GAS CYLINDER	2	2			
12	A1869065	WEATHER STRIP	3.9	3.9			
13	A1877079	NUT, LOCK	M8x1.25	11	11		
14	S101089043	BOLT, HEX	M8x1.25x90L	2	2		
15	S219603511	SCREW, CROSS PAN	M6x1.0x35L	2	2		
16	S220602011	SCREW, CROSS CSNK	M6x1.0x20L	4	4		
17	S220804011	SCREW, CROSS CSNK	M8x1.25x40L	6	6		
18	S220807011	SCREW, CROSS CSNK	M8x1.25x70L	1	1		
19	S363080013	WASHER, PLN. S-RD	Φ15.5/Φ8.4x1.6T	5	5		
20~21	A1863091	R LOWER WINDOW ASSY	1	1			
20	A1863084	GLASS, REAR LOWER	1	1			
21	A1869015	STRIP, H-TYPE	1.5	1.5			

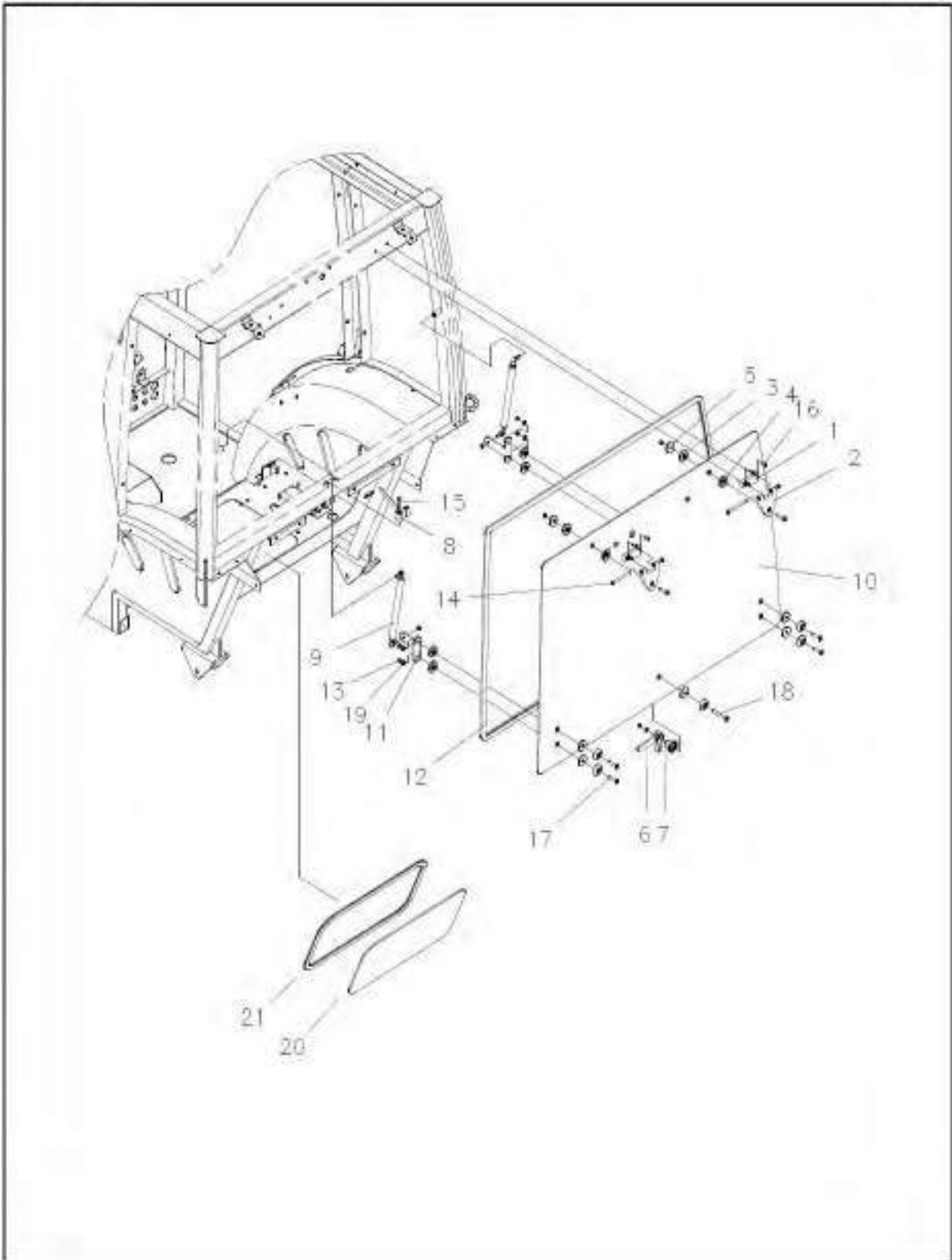
06-04-01

01

REAR WINDOW

FIG. 10-7

G. 863



05-09-01

00

REAR WINDOW

A-N41, B-N47

A-N41(Neo41), B-N47(Neo47)

FIG. 10-7

(C)

NO.	PART NO.	PART NAME & DESCRIPTION	QTY			APP. NO	REM.
			A	B			
1~19	A1863090	REAR WINDOW ASSY	1	1			
1	A1862002	SUPPORT, HINGE	2	2			
2	A1862003	BODY, HINGE	2	2			
3	A1862004	CUSHION "A"	6	6			
4	A1862005	CUSHION "B"	7	7			
5	A1862006	SPACER, GLASS	7	7			
6	A1862008	HANDLE, DOOR	1	1			
7	A1862009	SPACER, HANDLE	1	1			
8	A1862010	STOPPER, LOCK	1	1			
9	A1862092	GAS CYLINDER ASSY	2	2			
10	A1863082	GLASS, REAR	1	1			
11	A1863083	BRACKET, GAS CYLINDER	2	2			
12	A1869065	WEATHER STRIP	3.9	3.9			
13	A1877079	NUT, LOCK	M8x1.25	11	11		
14	S101089043	BOLT, HEX	M8x1.25x90L	2	2		
15	S219603511	SCREW, CROSS PAN	M6x1.0x35L	2	2		
16	A1864032	SCREW, CROSS CSNK	M6x1.0x20L	4	4		
17	S220804011	SCREW, CROSS CSNK	M8x1.25x40L	6	6		
18	S220807011	SCREW, CROSS CSNK	M8x1.25x70L	1	1		
19	S363080013	WASHER, PLN. S-RD	Φ15.5/Φ8.4x1.6T	5	5		
20~21	A1863091	R LOWER WINDOW ASSY	1	1			
20	A1863084	GLASS, REAR LOWER	1	1			
21	A1869015	STRIP, H-TYPE	1.5	1.5			

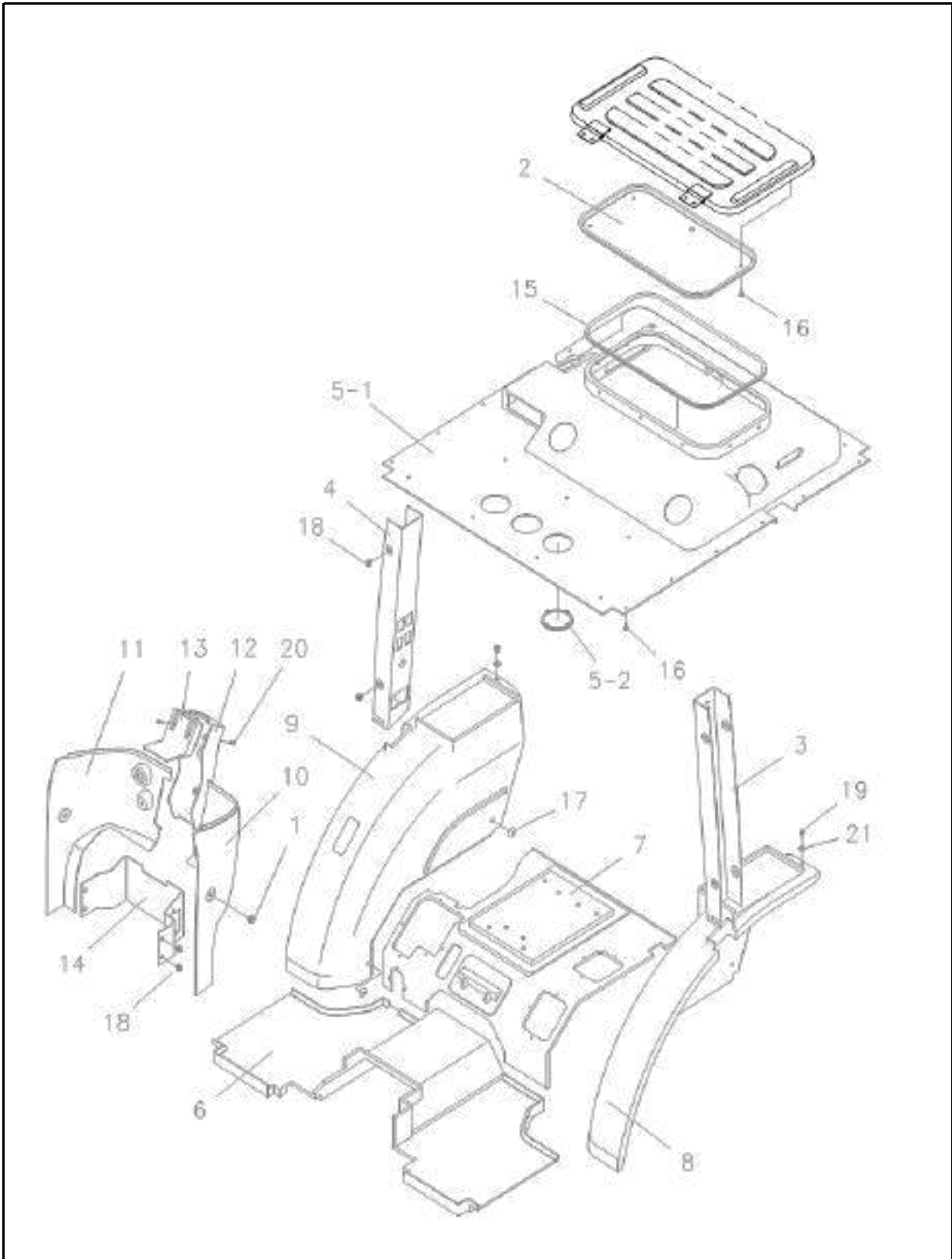
05-09-01

00

INTERIOR

FIG. 10-8

G. 864



05-09-01

00

INTERIOR

A-N41, B-N47

A-N41(Neo41), B-N47(Neo47)

FIG. 10-8

(C)

NO.	PART NO.	PART NAME & DESCRIPTION	QTY			APP. NO	REM.
			A	B			
1	A0711065	KNOB	4	4			
2	A1864014	CEILING, SUN ROOF	1	1			
3	A1864040	FILLER, LH	1	1			
4	A1864016	FILLER, RH	1	1			
5	A1864017	TOP CEILING ASSY	1	1			
5-1	A1864018	TOP CEILING	1	1			
5-2	A1865106	PLATE, AIRVENT	5	5			
6	A1864019	MAT, STEP	1	1			
7	A1864020	MAT, CENTER	1	1			
8	A1864021	CONSOL, LH	1	1			
9	A1864045	CONSOL, RH	1	1			
10	A1864024	PANEL, BODY LH	1	1			
11	A1864025	PANEL, BODY RH	1	1			
12	A1864026	COVER, STEERING COLUMN REAR	1	1			
13	A1864027	COVER, STEERING COLUMN FRONT	1	1			
14	A1864028	COVER, UNDER BODY	1	1			
15	A1869001	WEATHER, STRIP	1.9M	1.9M			
16	A1869028	SCREW, RIVET	38	38			
17	A1869055	SLEEVED HOLE	4	4			
18	S159081633	BOLT, HEX, W/WASHER	M8X1.25X16L	11	11		
19	S153084533	BOLT, HEX, W/WASHER	M8X1.25X45L	2	2		
20	S219602011	SCREW, CROSS	M6X1.0X20L	4	4		
21	S365082613	WASHER, PLN. L-RD	DO26XD18.4X2.6t	2	2		

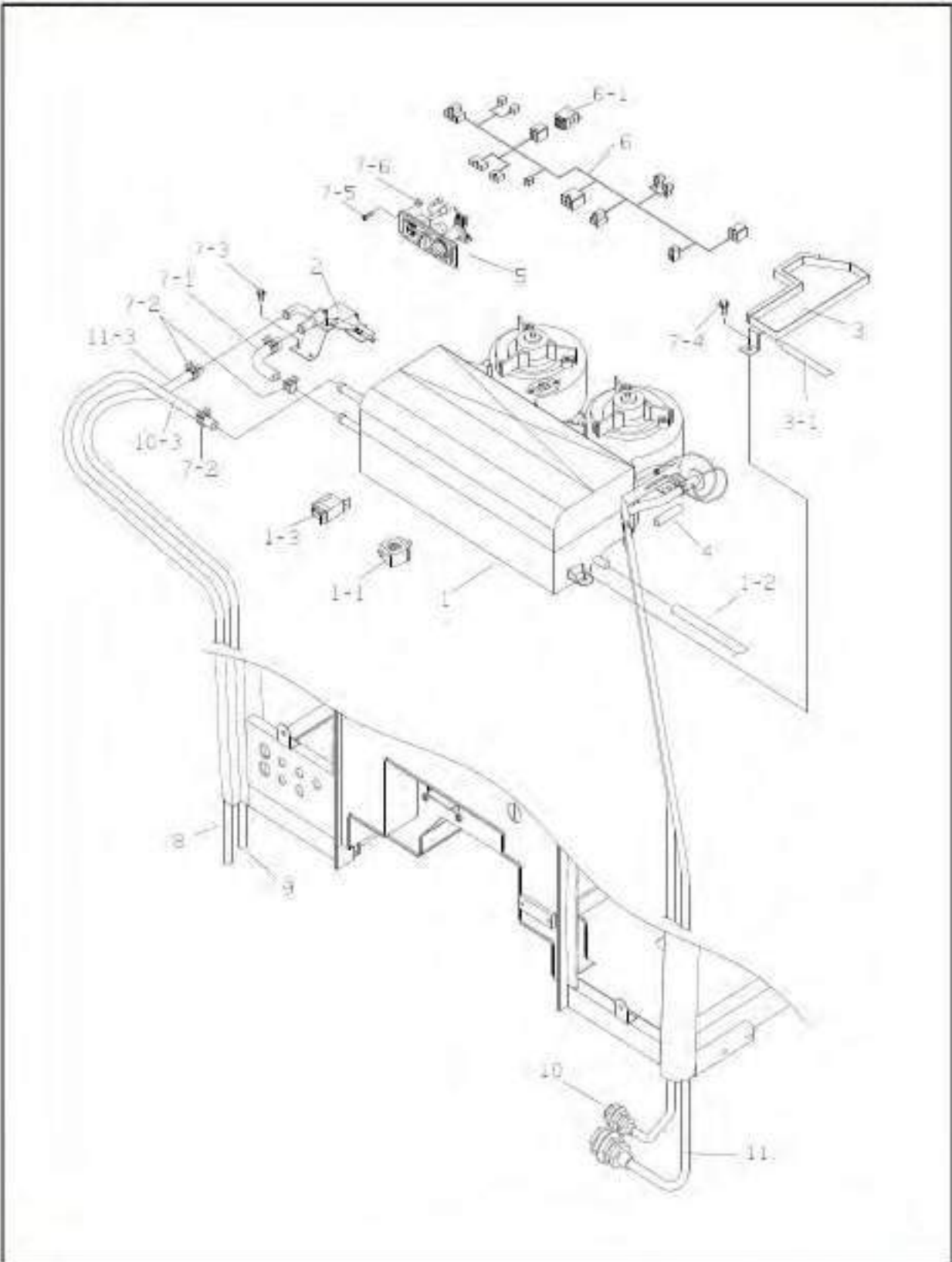
05-09-01

00

AIR-CON

FIG. 10-9A

G. 865



05-09-01

00

AIR-CON

A-N41, B-N47

A-N41(Neo41), B-N47(Neo47)

FIG. 10-9A

(C)

NO.	PART NO.	PART NAME & DESCRIPTION	QTY			APP. NO	REM.
			A	B			
1	A1865009	HEATER & EVAP ASSY	1	1			
1-1	A1865019	RESISTER ASSY	1	1			
1-2	A1865020	DRAIN HOSE	2	2			
1-3	A1865021	THERMOSTAT	1	1			
2	A1865030	VALVE ASSY	1	1			
3	A1865070	TRAY - EVAP	1	1			
3-1	A1865076	HOSE, TRAY	1	1			
4	A1865074	INSULATION	1	1			
5	A1865126	CONTROL ASSY	1	1			
6	A1865042	JUMP WIRE ASSY	1	1			
6-1	A1865045	RELAY	1	1			
7	A1865127	PACKING ASS'Y	1	1			
7-1	A1865037	HOSE, CONNECTION	1	1			
7-2	A1865041	BAND, SPRING CLAMP	4	4			
7-3	S153051213	BOLT, HEX. W/WASHER	M5X0.8X12L	4	4		
7-4	S155062013	BOLT, HEX. W/WASHER	M6X1.0X20L	6	6		
7-5	S219502011	SCREW, CROSS. PAN.	M5X0.8X20L	4	4		
7-6	S345050013	NUT, FLANGE	M5X0.8	4	4		
8	A1865138	W/H ASSY-LOW TEMP(A)		1	1		
9	A1865139	W/H ASSY-HIGH TEMP(B)		1	1		
10	A1865123	LIQ. HOSE ASSY-C		1	1		
11	A1865124	SUC. HOSE ASSY-A		1	1		

05-09-01

00

AIR-CON

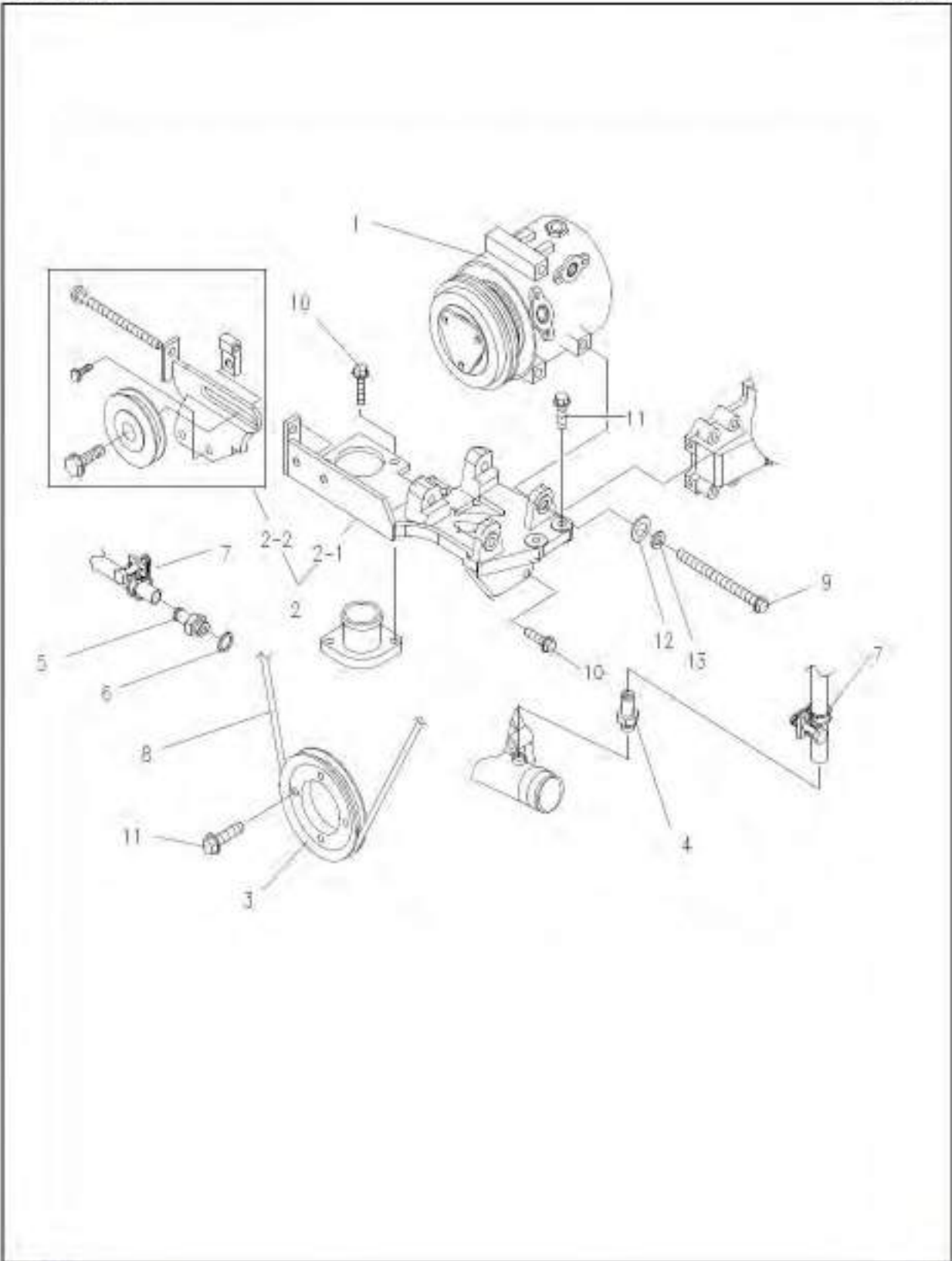


FIG. 10-9B

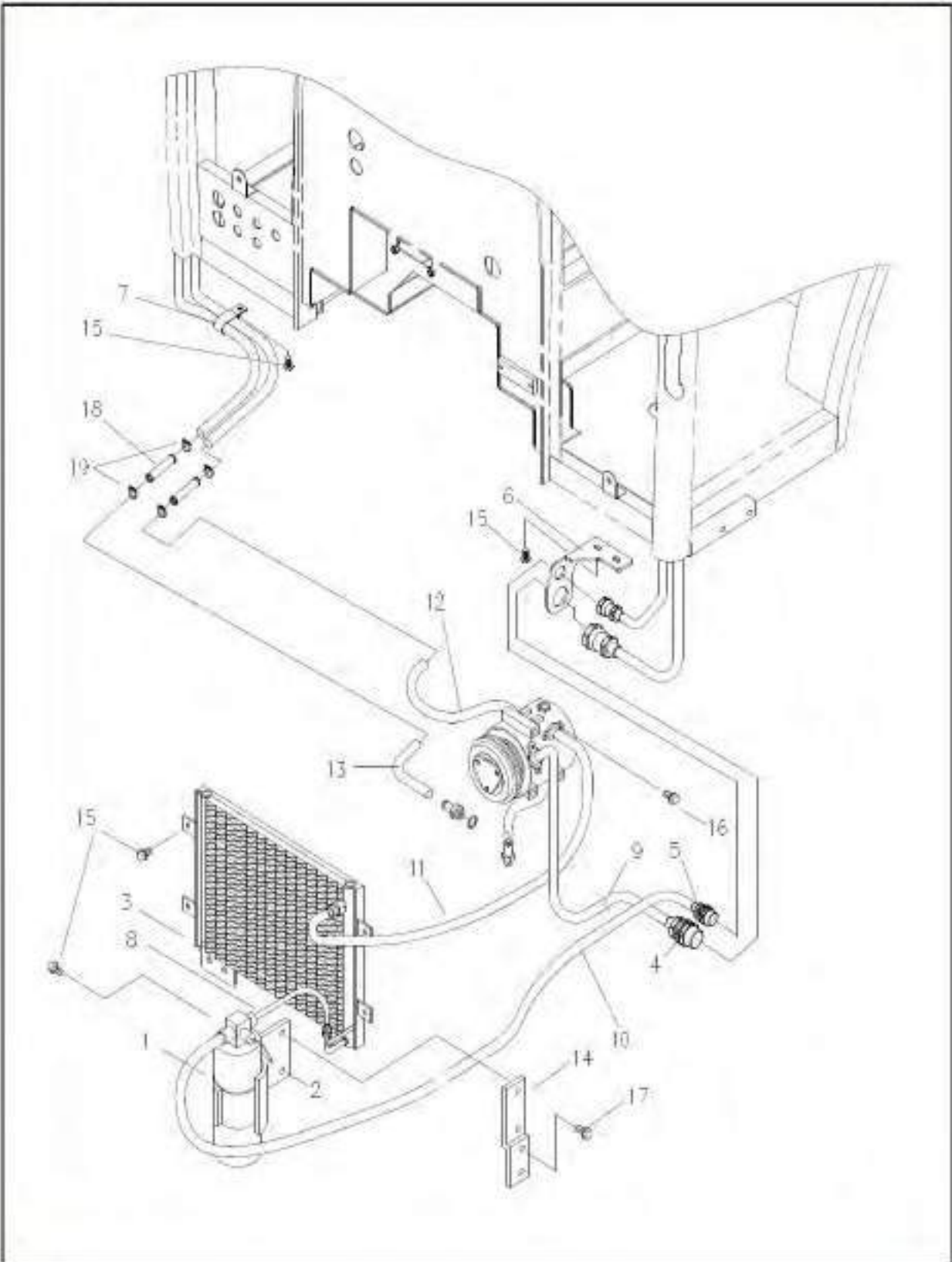
(C)

NO.	PART NO.	PART NAME & DESCRIPTION	QTY		APP. NO	REM.
			A	B		
1	A1865048	COMPRESSOR	1	1		
2	A1865066	T/P & BKT-COMP ASSY	1	1		
3	A1865067	CRANK PULLEY	1	1		
4	A1865038	WATER INLET NIPPLE	1	1		
5	A1865039	WATER OUTLET NIPPLE	1	1		
6	A1865040	SEAL	2	2		
7	A1865143	HOSE CLAMP ASSY	2	2		
8	A1865068	V-BELT	1	1		
9	S166101243	BOLT, HEX. F-THRD	M10x1.25x120L	2	2	
10	S155083533	BOLT, HEX. W/WASHER	M8x1.25x35L	3	3	
11	S155083033	BOLT, HEX. W/WASHER	M8x1.25x30L	5	5	
12	S363100013	WASHER, PLN. S-RD	Φ18/Φ10.5x2T	2	2	
13	S362100013	WASHER, SPR. 1-TYPE	Φ18.8/Φ10.2x3T	2	2	

AIR-CON

FIG. 10-9C

G. 865



05-09-01

00

AIR-CON

A-N41, B-N47

A-N41(Neo41), B-N47(Neo47)

FIG. 10-9C

(C)

NO.	PART NO.	PART NAME & DESCRIPTION	QTY			APP. NO	REM.	
			A	B				
1	A1865151	R/D & EXT/WIRE ASSY	1	1				
2	A1865080	BRACKET-R/D MT'G	1	1				
3	A1865081	CONDENSER ASSY	1	1				
4	A1865103	QUICK COUPLING-SUC	1	1				
5	A1865104	QUICK COUPLING-LIQ	1	1				
6	A5000947	BRACKET, QUICK COUPLING	1	1				
7	A1865072	CLAMP, WATER HOSE	1	1				
8	A1865084	LIQ. HOSE ASSY-A	1	1				
9	A1865125	SUC. HOSE ASSY-B	1	1				
10	A1865122	LIQ. HOSE ASSY-B	1	1				
11	A1865086	DIS. HOSE ASSY	1	1				
12	A1865141	W/HOSE-LOW TEMP(B)	1	1				
13	A1865144	W/HOSE-HIGH TEMP(A)	1	1				
14	A1865121	BRACKET-R/D MT'G	1	1				
15	S155082033	BOLT, HEX. W/WASHER			M8x1.25x20L	9	9	
16	S155083533	BOLT, HEX. W/WASHER			M8x1.25x35L	2	2	
17	S156103533	BOLT, HEX. W/WASHER			M10x1.25x30L	2	2	
18	A1865142	CONNECTOR,PIPE	2	2				
19	A1970201B	HOSE CLAMP ASSY	4	4				

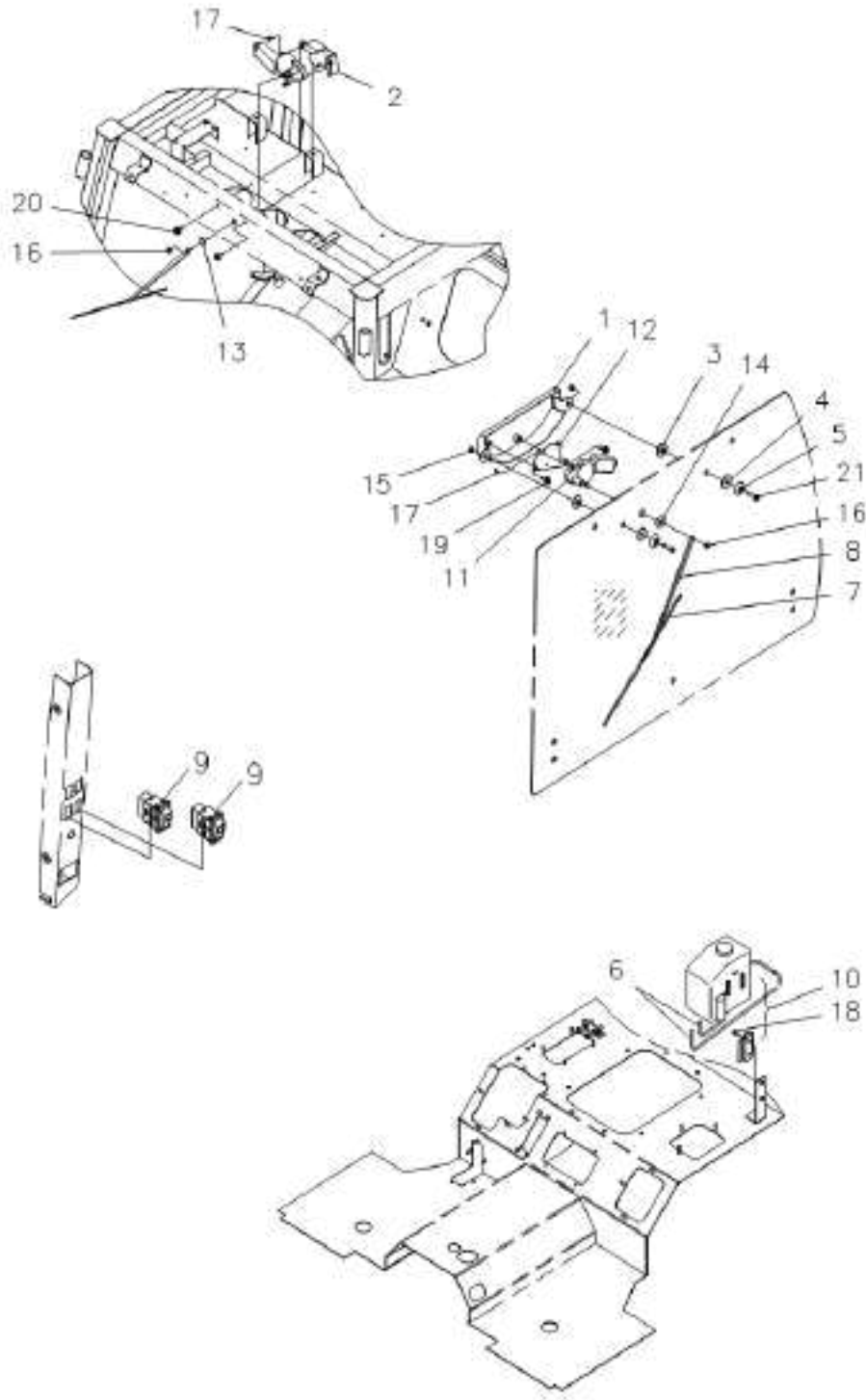
05-09-01

00

WINDOW WIPER

FIG. 10-10

G. 866



WINDOW WIPER

A-N41, B-N47

A-N41(Neo41), B-N47(Neo47)

FIG. 10-10

NO.	PART NO.	PART NAME & DESCRIPTION	QTY			APP. NO	REM.
			A	B			
1	A1866059	COVER, WIPER MOTOR	1	1			
2	A1861320	COVER, WIPER MOTOR	1	1			
3	A1862004	CUSHION (A)	2	2			
4	A1862005	CUSHION (B)	2	2			
5	A1862006	SPACER, GLASS	2	2			
6	A1866011	HOSE, WATER	2	2			
7	A1866014	BLADE, WIPER	2	2			
8	A1866015	ARM, WIPER	2	2			
9	A1866019	SWITCH WIPER	2	2			
10	A1866021	TANK, WATER	1	1			
11	A1866032	WIPER MOTOR ASSY	2	2			
12	A1866033	BRACKET, WIPER MOTOR	1	1			
13	A1869060	GROMMET, WIPER FRONT	1	1			
14	A1869061	GROMMET, WIPER REAR	1	1			
15	A1877079	NUT, LOCK	M8x1.25	2	2		
16	A1970309	NUT, LOCK	M6x1.0	2	2		
17	S227041211	BOLT, W/WASHER	M4x0.7	4	4		
18	S157061613	BOLT, W/WASHER	M6x1.0	2	2		
19	S157081613	BOLT, W/WASHER	M8x1.25	2	2		
20	S159061613	BOLT, W/WASHER	M6x1.0	2	2		
21	S220803511	SCREW, CROSS CSNK		2	2		

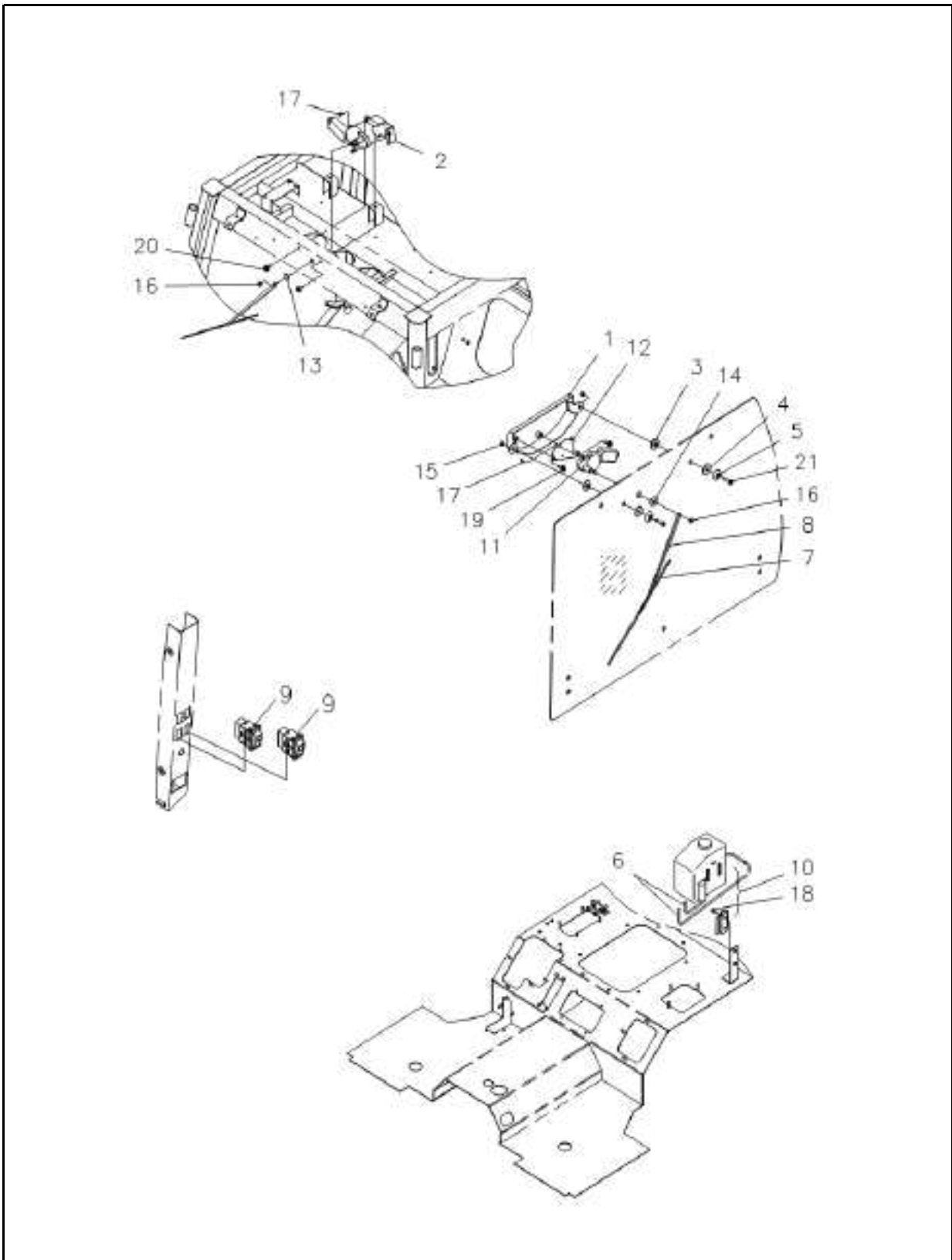
06-04-01

01

WINDOW WIPER

FIG. 10-10

G. 866



05-09-01

00

WINDOW WIPER

A-N41, B-N47

A-N41(Neo41), B-N47(Neo47)

FIG. 10-10

NO.	PART NO.	PART NAME & DESCRIPTION	QTY			APP. NO	REM.
			A	B			
1	A1866059	COVER, WIPER MOTOR	1	1			
2	A1861320	COVER, WIPER MOTOR	1	1			
3	A1862004	CUSHION (A)	2	2			
4	A1862005	CUSHION (B)	2	2			
5	A1862006	SPACER, GLASS	2	2			
6	A1866011	HOSE, WATER	2	2			
7	A1866014	BLADE, WIPER	2	2			
8	A1866015	ARM, WIPER	2	2			
9	A1866019	SWITCH WIPER	2	2			
10	A1866021	TANK, WATER	1	1			
11	A1866032	WIPER MOTOR ASSY	2	2			
12	A1866033	BRACKET, WIPER MOTOR	1	1			
13	A1869060	GROMMET, WIPER FRONT	1	1			
14	A1869061	GROMMET, WIPER REAR	1	1			
15	A1877079	NUT, LOCK	M8x1.25	2	2		
16	A1970309	NUT, LOCK	M6x1.0	2	2		
17	S227041213	BOLT, W/WASHER	M4x0.7	4	4		
18	S157061613	BOLT, W/WASHER	M6x1.0	2	2		
19	S157081613	BOLT, W/WASHER	M8x1.25	2	2		
20	S159061613	BOLT, W/WASHER	M6x1.0	2	2		
21	S220803511	SCREW, CROSS CSNK		2	2		

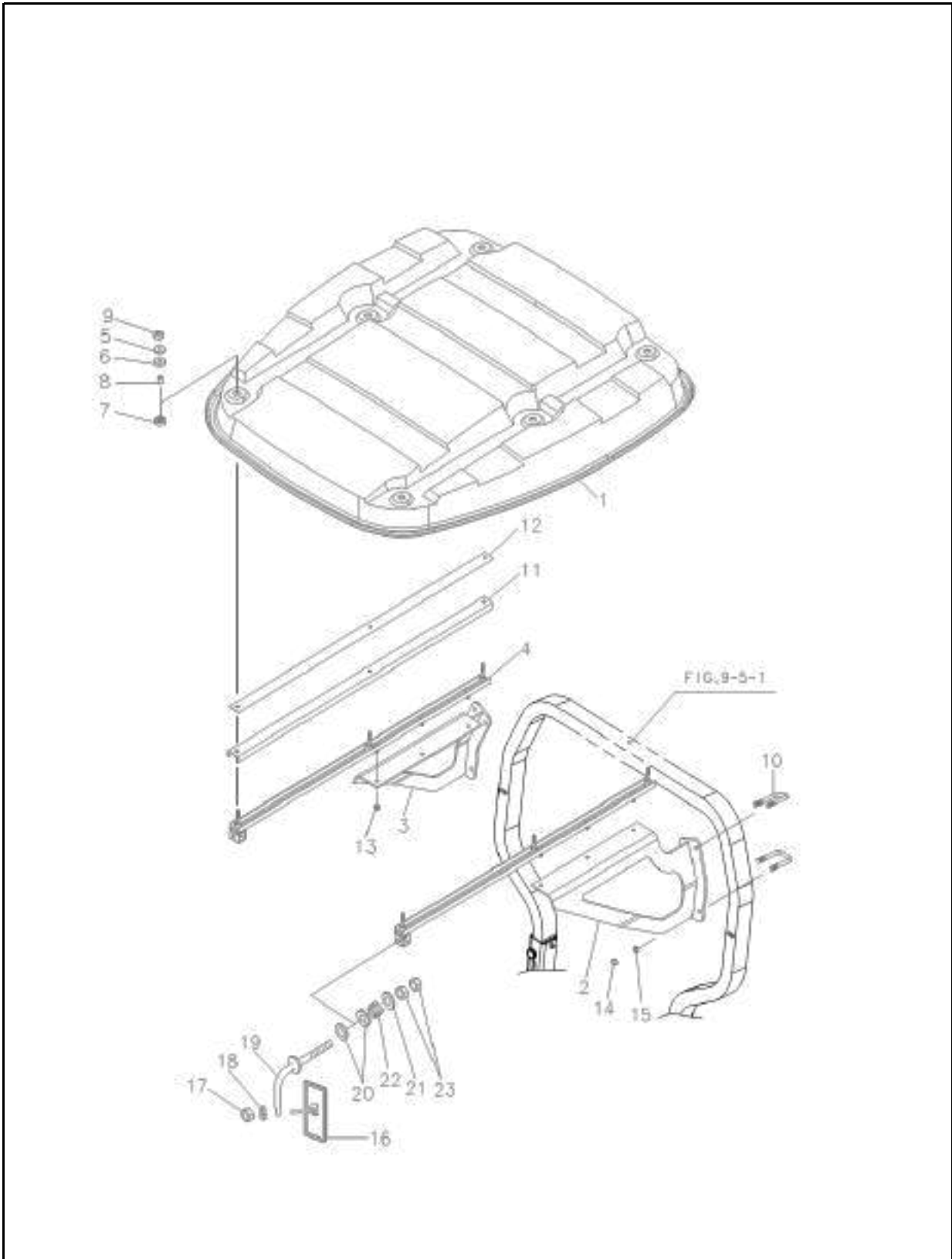
05-09-01

00

ROOF

FIG. 10-11A

G. 880



05-09-01

00

ROOF

A-N41, B-N47

A-N41(Neo41), B-N47(Neo47)

FIG. 10-11A

(F)

NO.	PART NO.	PART NAME & DESCRIPTION	QTY			APP. NO	REM.
			A	B			
1	A1880037	ROOF, TOP	1	1			
2~15	A1880063	ROOF FRAME ASSY	1	1			
2	A1880044	ROOF BRACKET UNDER LH	1	1			
3	A1880045	ROOF BRACKET UNDER RH	1	1			
4	A1880046	ROOF BRACKET UPPER	2	2			
5	A1877075	WASHER, PLAIN	6	6			
6	A1877076	RUBBER, UPPER	6	6			
7	A1877077	RUBBER, LOWER	6	6			
8	A1877078	COLLAR	6	6			
9	A1877079	NUT, LOCK	6	6			
10	A1880056	U-BOLT	4	4			
11	A1880042	SPACER, ROOF TOP	2	2			
12	A1880043	SPONGE, SPACER	2	2			
13	S346100043	NUT, FLANGE A-TY.	6	6			
14	S301120013	NUT,HEX	8	8			
15	S361120013	WASHER,SPR	8	8			
16~18	2A1909001	MIRROR, REAR VIEW	2	2			
16	A1909002	MIRROR	1	1			
17	S305080013	NUT, HEX. 2-TY.	1	1			
18	S361080013	WASHER, SPR	1	1			
19	3A0011424	STAY, BACK MIRROR	2	2			
20	3A0589742	PLATE, FRICTION	4	4			
21	3A0589743	CUP, SPRING	2	2			
22	3A5118181	SPRING, THROTTLE LEVER	2	2			
23	S310120013	NUT, HEX. 3-TY.	4	4			

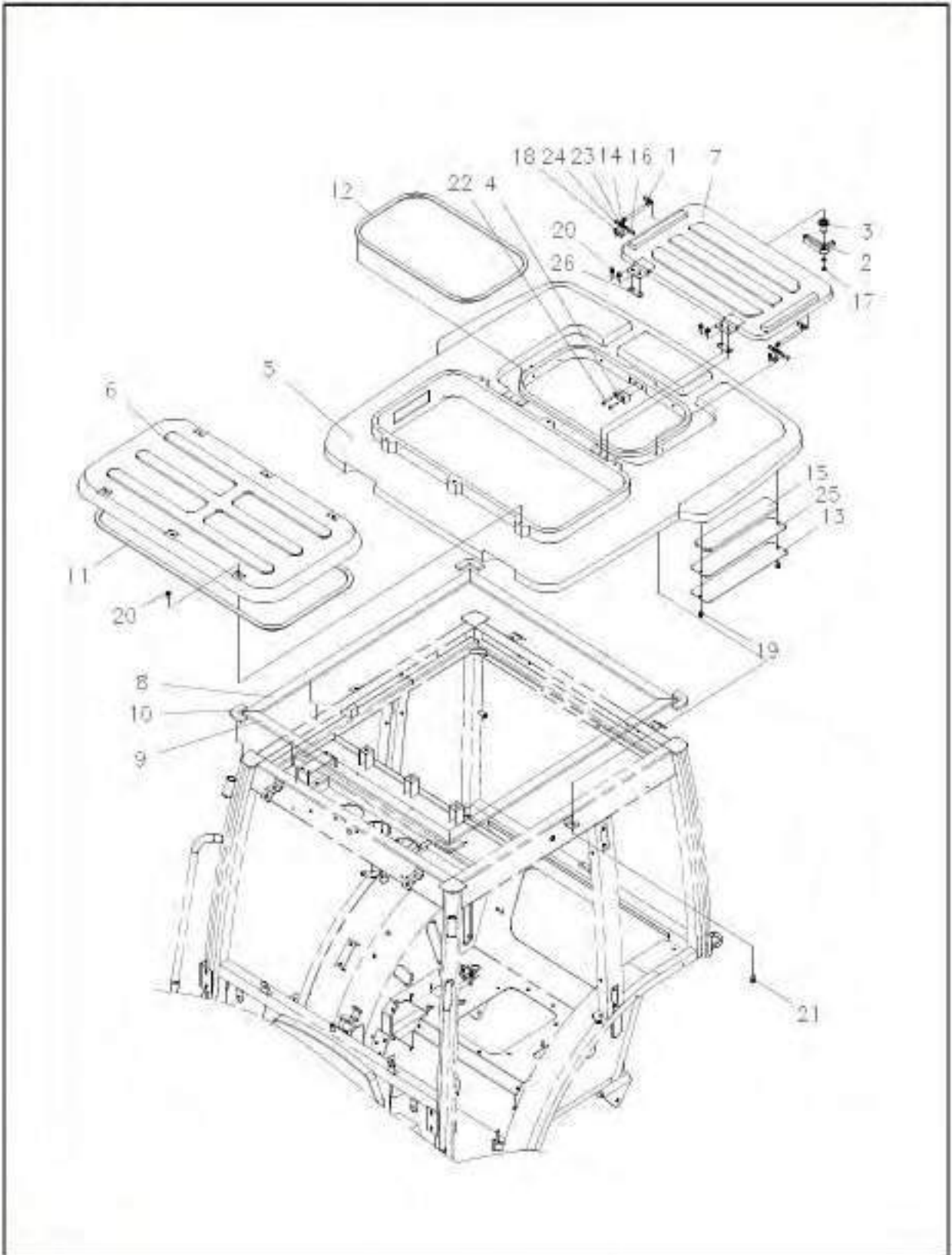
05-09-01

00

ROOF

FIG. 10-11C

G. 867



06-04-01

01

ROOF

A-N41, B-N47

A-N41(Neo41), B-N47(Neo47)

FIG. 10-11C AG

NO.	PART NO.	PART NAME & DESCRIPTION	QTY			APP. NO	REM.
			A	B			
1~24	A1867025	ROOF ASSY	GREEN	1	1		
1	A1861248	GAS CYLINDER ASSY		2	2		
2	A1862008	HANDLE, DOOR		1	1		
3	A1862009	SPACER, HANDLE		1	1		
4	A1862010	STOPPER, LOCK		1	1		
5	A1867028	ROOF, TOP	GREEN	1	1		
6	A1867026	COVER, ROOF	GREEN	1	1		
7	A1867027	SUN ROOF	GREEN	1	1		
8	A1867006	SPONGE "A"		2	2		
9	A1867007	SPONGE "B"		2	2		
10	A1867008	SPONGE "C"		4	4		
11	A1867009	SPONGE "D"		1	1		
12	A1867010	WEATHER STRIP, SUN ROOF		1	1		
13	A1867011	COVER, FILTER		2	2		
14	A1867012	BRACKET, GAS CYLINDER		2	2		
15	A1867013	FILTER		2	2		
16	A1867015	PIN, GAS CYLINDER		2	2		
17	A1877079	NUT, LOCK	M8x1.25	1	1		
18	S155061233	BOLT, HEX W/WASHER	M6x1.0x12L	4	4		
19	S155081633	BOLT, HEX W/WASHER	M8x1.25x16L	4	4		
20	S155082033	BOLT, HEX W/WASHER	M8x1.25x20L	10	10		
21	S159081633	BOLT, HEX W/WASHER	M8x1.25x16L	6	6		
22	S219604011	SCREW, CROSS. PAN	M6x1.0x40L	2	2		
23	S363080013	WASHER, PLN.	Φ15.5/Φ8.4x1.6T	5	5		
24	S814006003	RING, SNAP		4	4		
25	A1867016	SPONGE, COVER FILTER		2	2		
26	A1867024	PLATE, HINGE		2	2		

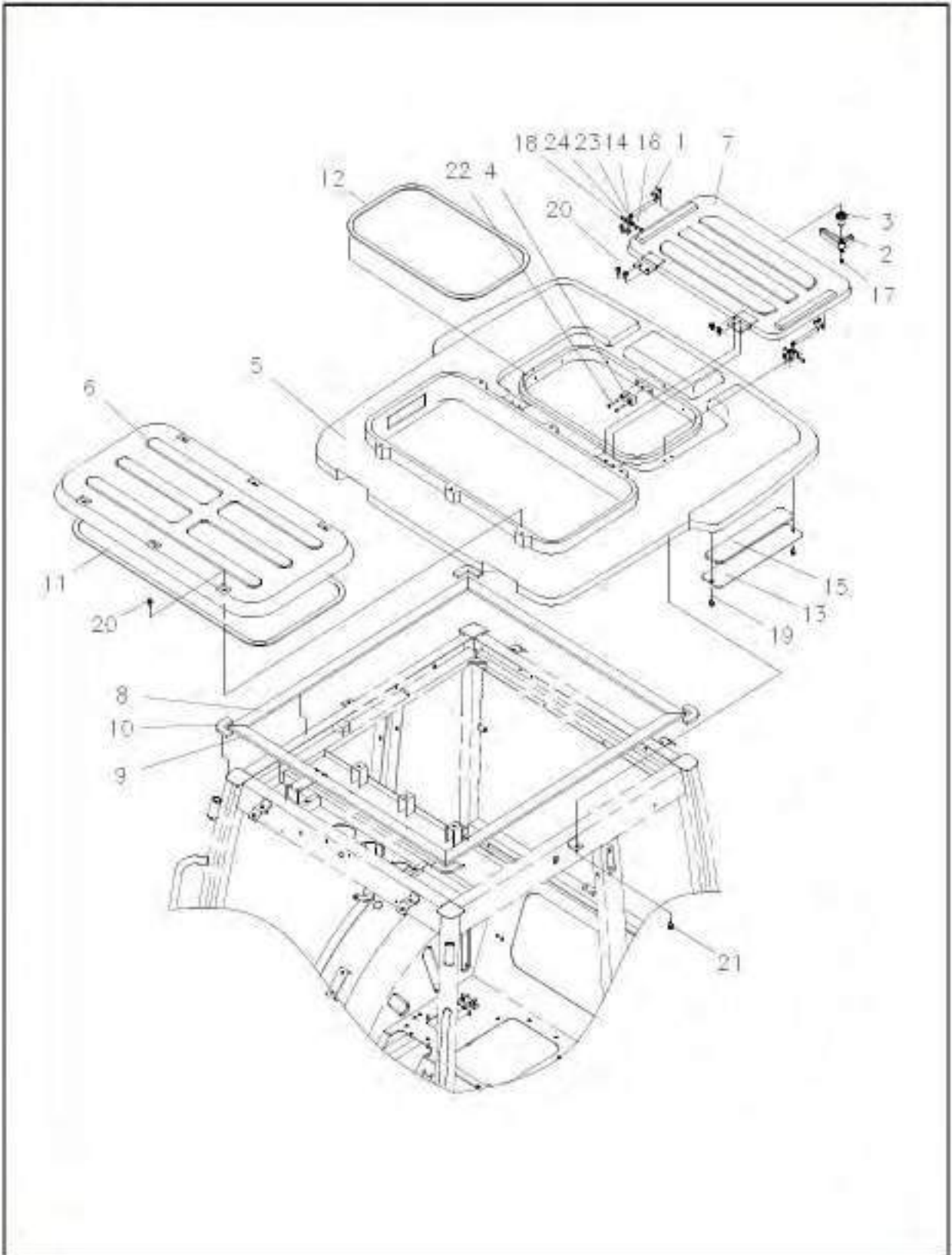
06-04-01

01

ROOF

FIG. 10-11B

G. 867



05-09-01

00

ROOF

A-N41, B-N47

A-N41(Neo41), B-N47(Neo47)

FIG. 10-11B

NO.	PART NO.	PART NAME & DESCRIPTION	QTY			APP. NO	REM.
			A	B			
1~24	A1867034	ROOF ASSY	1	1			
1	A1861248	SUN ROOF GAS CYLINDER ASSY	2	2			
2	A1862008	HANDLE, DOOR	1	1			
3	A1862009	SPACER, HANDLE	1	1			
4	A1862010	STOPPER, LOCK	1	1			
5	A1867031	ROOF, TOP	1	1			
6	A1867032	COVER, ROOF	1	1			
7	A1867033	SUN ROOF ASSY	1	1			
8	A1867006	SPONGE"A"	2	2			
9	A1867007	SPONGE"B"	2	2			
10	A1867008	SPONGE"C"	4	4			
11	A1867009	SPONGE"D"	1	1			
12	A1867010	WEATHER STRIP,SUN ROOF	1	1			
13	A1867011	COVER, FILTER	2	2			
14	A1867012	BRACKET, SUN ROOF GAS CYL.	2	2			
15	A1867013	FILTER	2	2			
16	A1867015	PIN,SUN ROOF GAS CYLINDER	2	2			
17	A1877079	NUT, LOCK	1	1			
18	S155061233	BOLT,HEX W/WASHER	M6X1.0X12L	4	4		
19	S155081633	BOLT,HEX W/WASHER	M8X1.25X16L	4	4		
20	S155082033	BOLT,HEX W/WASHER	M8X1.25X20L	10	10		
21	S159081633	BOLT,HEX W/WASHER	M8X1.25X16L	6	6		
22	S219604011	SCREW, CROSS.PAN	M6X1.0X40L	2	2		
23	S363080013	WASHER, PLN.	DO15.5XD18.4X1.6t	5	5		
24	S814006003	RING, SNAP		4	4		

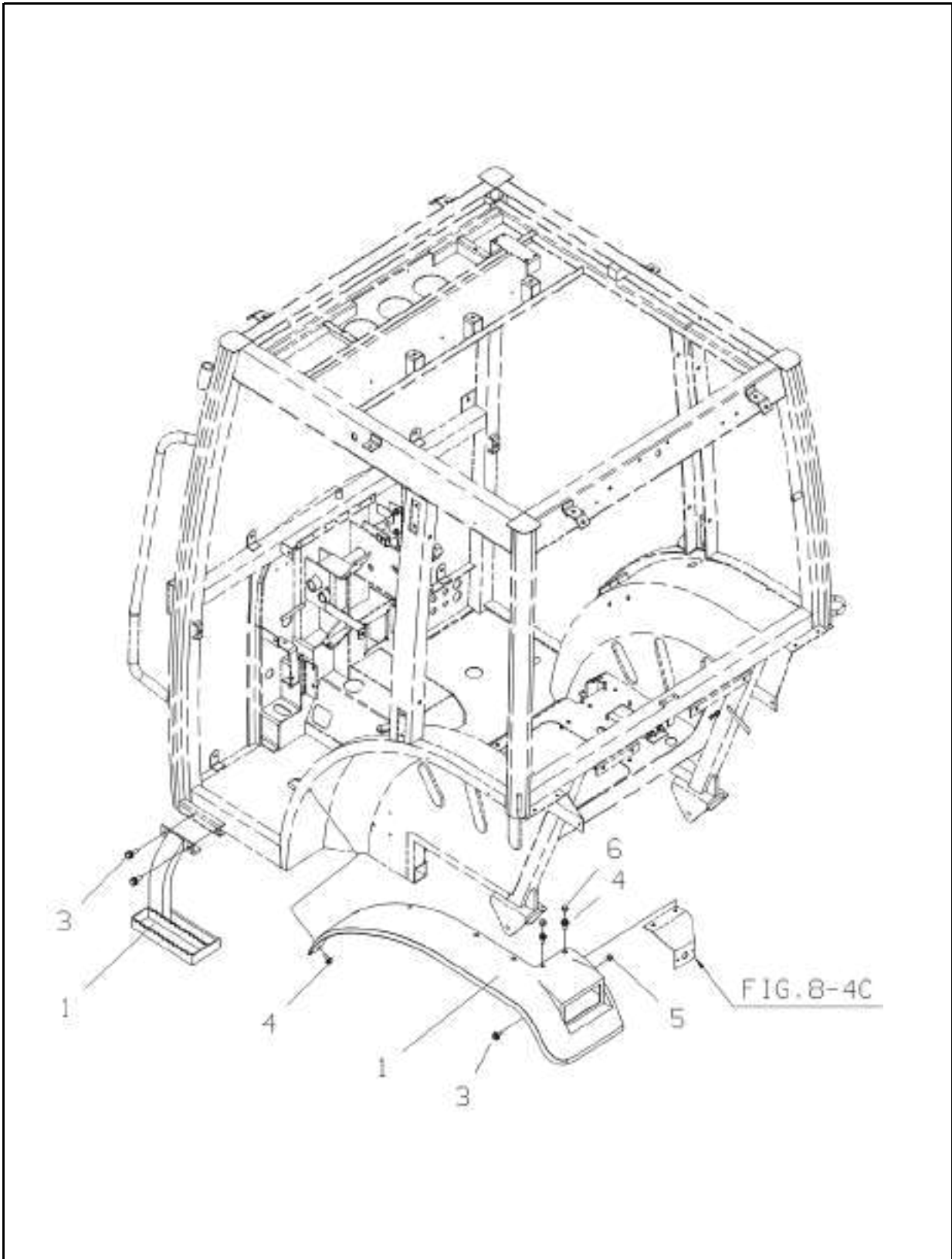
05-09-01

00

EXTERIOR

FIG. 10-12C

G. 868



06-04-01

00

EXTERIOR

A-N41, B-N47

A-N41(Neo41), B-N47(Neo47)

FIG. 10-12C AG

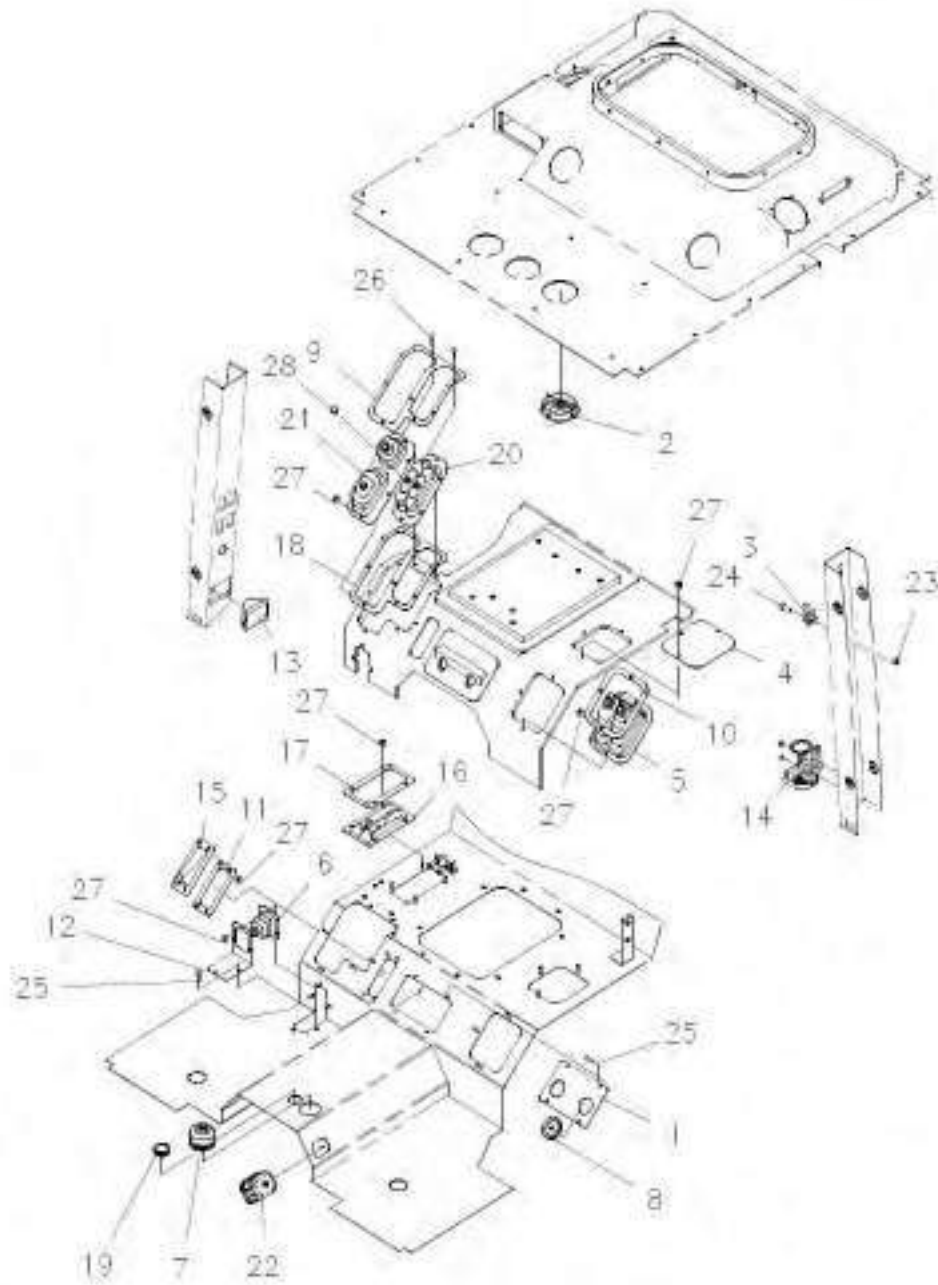
(C)

NO.	PART NO.	PART NAME & DESCRIPTION	QTY			APP. NO	REM.
			A	B			
1	A1868019	GUARD, MUD LH	GREEN	1	1		
	A1868020	GUARD, MUD RH	GREEN	1	1		
2	A1840247	STEP, SUB		2	2		
3	S159082013	BOLT, HEX. W/WASHER	M8X1.25X20L	8	8		
4	S159081633	BOLT, HEX. W/WASHER	M8X1.25X16L	14	14		
5	S343080013	NUT, FLANGE A-TY	M8X1.25	2	2		
6	A1830283	CAP, BOLT		6	6		

COMMON

FIG. 10-13A

G. 869



COMMON

A-N41, B-N47

A-N41(Neo41), B-N47(Neo47)

FIG. FIG.10-13A

(C)

NO.	PART NO.	PART NAME & DESCRIPTION	QTY			APP. NO	REM.
			A	B			
1	A1861317	COVER,HYD. VALVE CONTROL	1	1			
2	A1865006	GRILL	5	5			
3	A1869012	HANGER	1	1			
4	A1869036	COVER, PTO LEVER	1	1			
5	A1869038	COVER,DUST 4WD & CREEPER	1	1			
6	A1869043	COVER,DUST DIFF. PEDAL	1	1			
7	A1869044	COVER,DUST F-R LEVER	1	1			
8	A1869046	COVER,DUST	2	2			
9	A1869047	PLATE,MAIN CHANGE COVER UPPER	1	1			
10	A1869085	PLATE,PTO LEVER DUST COVER	1	1			
11	A1869049	PLATE,PARKING BRAKE DUST COVER	1	1			
12	A1869050	PLATE,DIFF. PEDAL DUST COVER	1	1			
13	A1869053	ASHTRAY	1	1			
14	A1869093	CUP HOLDER	1	1			
15	A1869056	COVER,DUST PARKING BRAKE	1	1			
16	A1869057	COVER,HYD. CONTROL LEVER	1	1			
17	A1869058	PLATE,HYD. CONTROL LEVER COVER	1	1			
18	A1869059	PLATE,MAIN CHANG COVER UNDER	1	1			
19	A1869062	CAP, RUBBER	1	1			
20	A1869082	COVER,DUST LEVER AUX. VALVE	1	1			
21	A1869083	COVER,DUST MAIN & SUB CHANGE	1	1			
22	A1869084	COVER,DUST CLUTCH ROD	1	1			
23	A1970309	NUT,LOCK			M6X1.0	1	1
24	S157061613	BOLT,HEX W/WASHER			M6X16L	1	1
25	S159061633	BOLT,HEX W/WASHER			M6X16L	6	6
26	S159062533	BOLT,HEX W/WASHER			M6X25L	3	3
27	S343060013	NUT,FLANGE A-TY			M6X1.0	21	21
28	A1970378	PLUG				1	1

06-04-01

01

COMMON

FIG. 10-13-1

G. 869

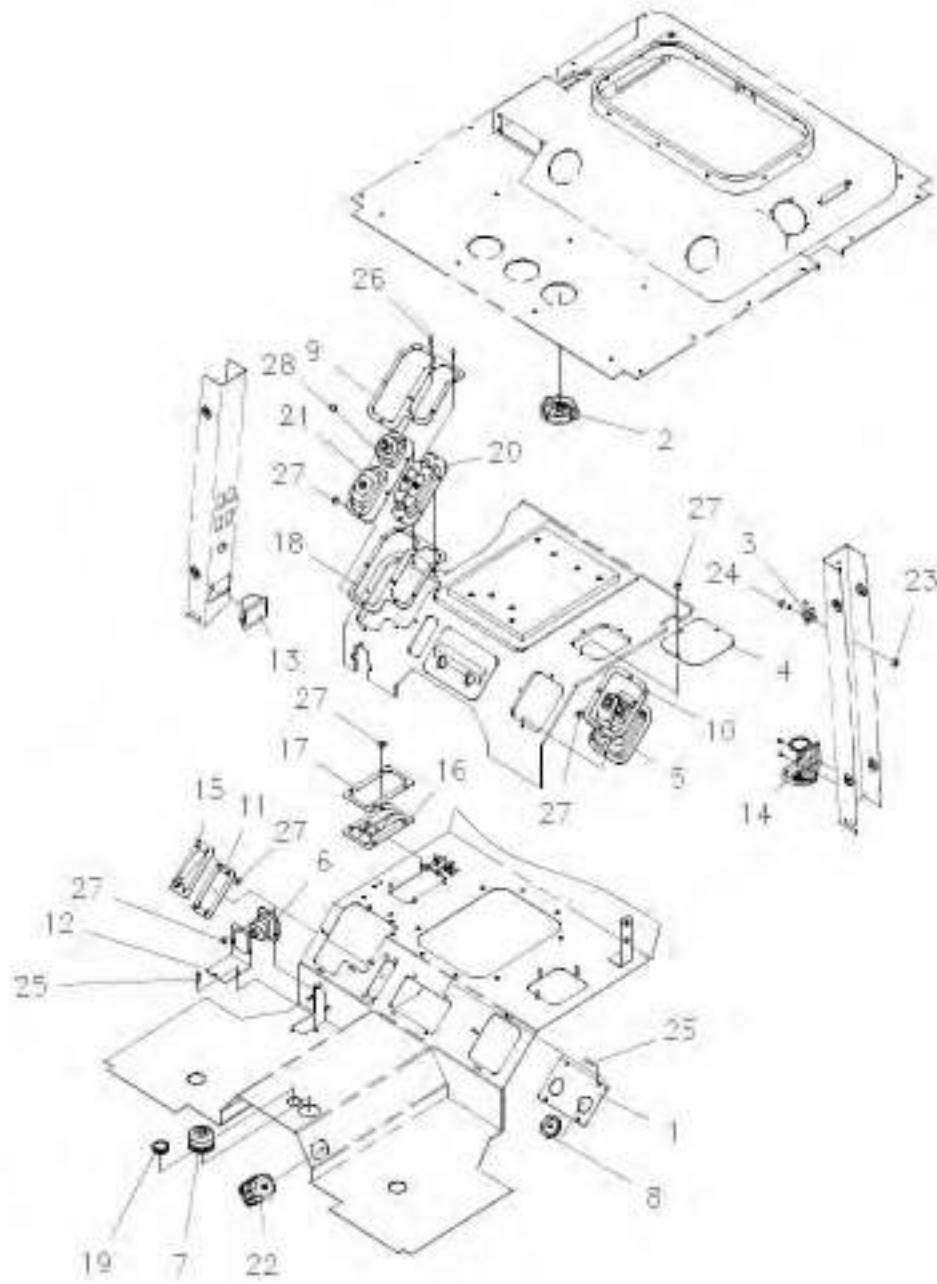


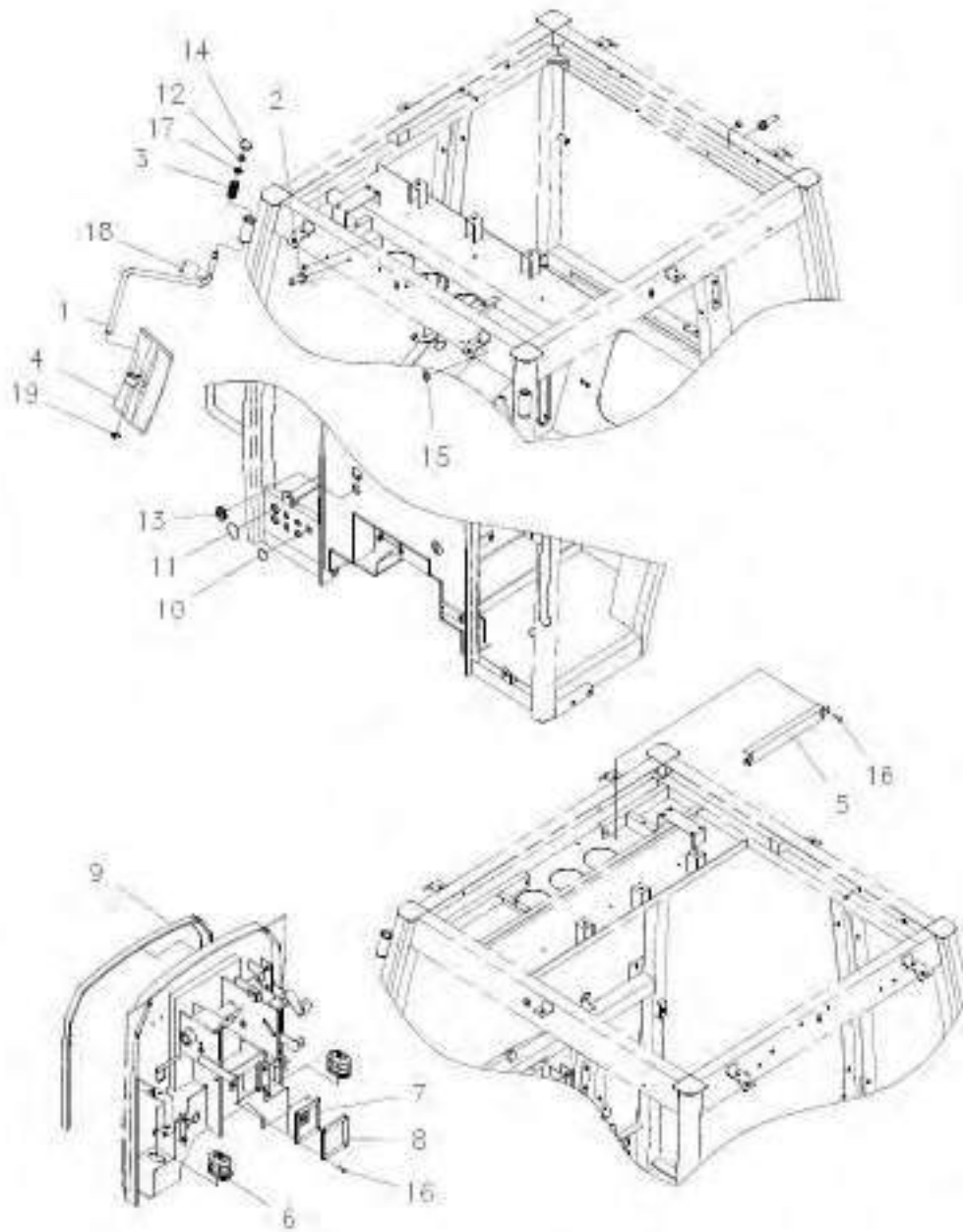
FIG. FIG. 10-13-1

NO.	PART NO.	PART NAME & DESCRIPTION		QTY			APP. NO	REM.
				A	B			
1	A1861317	유압밸브 조절 커버	COVER,HYD. VALVE CONTROL		1	1		
2	A1865006	그릴	GRILL		5	5		
3	A1869012	옷걸이	HANGER		1	1		
4	A1869036	PTO 레버커버	COVER, PTO LEVER		1	1		
5	A1869038	4륜&초저속 레버커버	COVER,DUST 4WD & CREEPER		1	1		
6	A1869043	디프 페달 커버	COVER,DUST DIFF. PEDAL		1	1		
7	A1869044	전후진 레버커버	COVER,DUST F-R LEVER		1	1		
8	A1869046	더스트 커버	COVER,DUST		2	2		
9	A1869047	주변변속레버 커버 플레이트	PLATE,MAIN CHANGE COVER UPPER		1	1		
10	A1869085	PTO레버 커버 플레이트	PLATE,PTO LEVER DUST COVER		1	1		
11	A1869049	주차브레이크 커버 플레이트	PLATE,PARKING BRAKE DUST COVER		1	1		
12	A1869050	디프 페달 커버 플레이트	PLATE,DIFF. PEDAL DUST COVER		1	1		
13	A1869053	재떨이	ASHTRAY		1	1		
14	A1869093	컵홀더	CUP HOLDER		1	1		
15	A1869056	주차브레이크 레버 커버	COVER,DUST PARKING BRAKE		1	1		
16	A1869057	유압제어 레버 커버	COVER,HYD. CONTROL LEVER		1	1		
17	A1869058	유압제어 레버 커버 플레이트	PLATE,HYD. CONTROL LEVER COVER		1	1		
18	A1869059	주변변속레버 커버 플레이트 하	PLATE,MAIN CHANG COVER UNDER		1	1		
19	A1869062	고무캡	CAP, RUBBER		1	1		
20	A1869082	보조유압 레버 커버	COVER,DUST LEVER AUX. VALVE		1	1		
21	A1869083	주변속 및 부분속 레버 커버	COVER,DUST MAIN & SUB CHANGE		1	1		
22	A1869084	클러치 로드 커버	COVER,DUST CLUTCH ROD		1	1		
23	A1970309	로크 너트	NUT,LOCK	M6X1.0	1	1		
24	S157061613	볼트	BOLT,HEX W/WASHER	M6X16L	1	1		
25	S159061633	볼트	BOLT,HEX W/WASHER	M6X16L	6	6		
26	S159062533	볼트	BOLT,HEX W/WASHER	M6X25L	3	3		
27	S343060013	플렌지 너트	NUT,FLANGE A-TY	M6X1.0	21	21		
28	A1970378	플러그	PLUG		1	1		

COMMON

FIG. 10-13B

G. 869



COMMON

A-N41, B-N47

A-N41(Neo41), B-N47(Neo47)

FIG. 10-13B

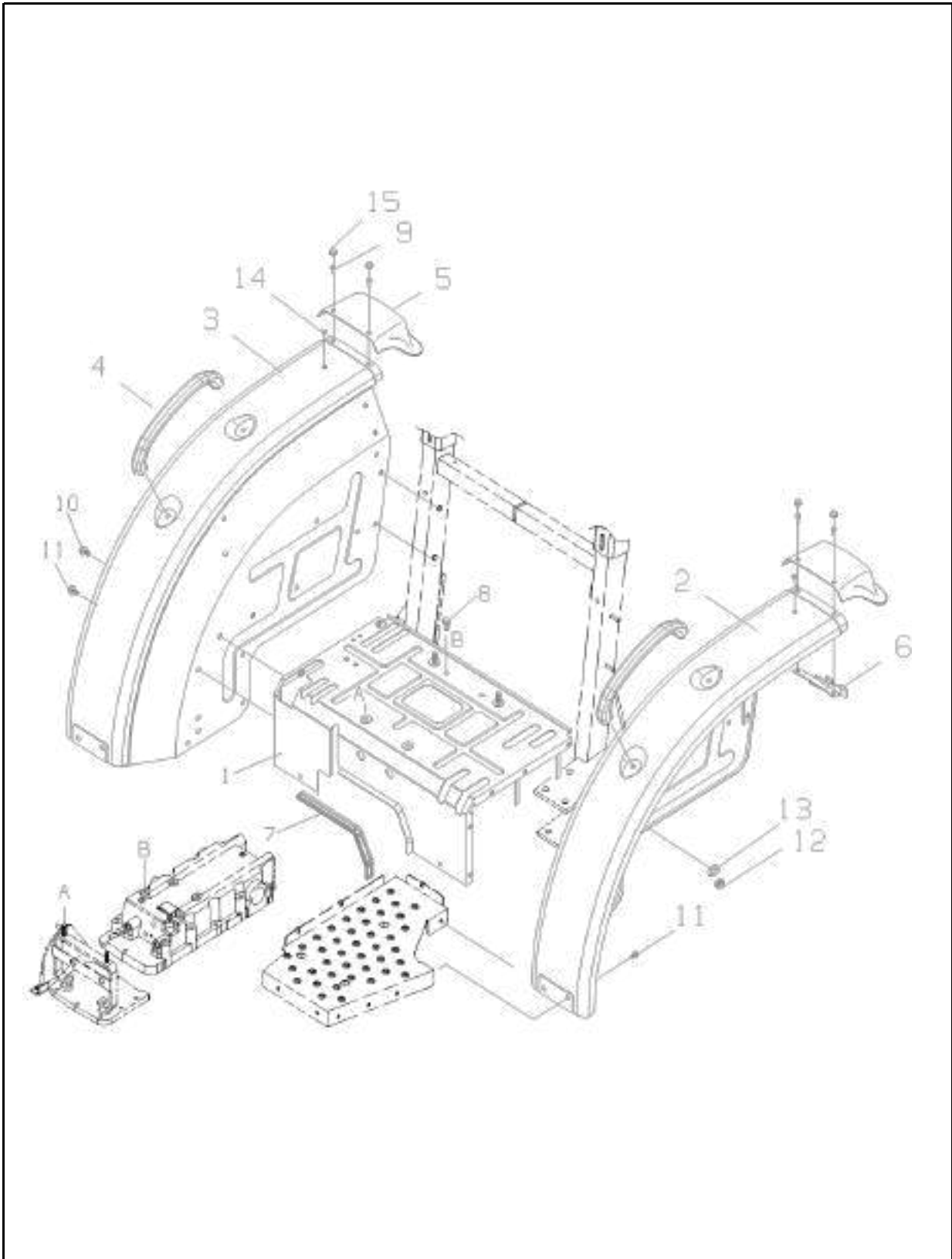
(C)

NO.	PART NO.	PART NAME & DESCRIPTION	QTY			APP. NO	REM.
			A	B			
1	A1861092	STAY, BACK MIRROR	2	2			
2	A1861174	NOZZLE ASSY	2	2			
3	A1861196	SPRING, BACK MIRROR	2	2			
4	A1861265	BACK MIRROR ASSY	2	2			
5	A1861316	BRACKET, AIR-CON DUCT	1	1			
6	A1869041	COVER, DUST BRAKE ROD	2	2			
7	A1869045	COVER, HOSE DUST	1	1			
8	A1869051	PLATE, STEERING HOSE DUST COVER	1	1			
9	A1869052	WEATHER STRIP	1	1			
10	A1869063	CAP, RUBBER	5	5			
11	A1869064	CAP, RUBBER	2	2			
12	A1970308	NUT, LOCK	2	2			M10X1.25
13	A1970322	GROMMET	6	6			
14	A1970328	CAP, RUBBER	2	2			
15	A1970330	GROMMET	4	4			
16	S159061633	BOLT,HEX W/WASHER	6	6			M6X1.0X16L
17	S364120013	WASHER, PLN. F-RD	2	2			DO12.5XD16.4
18	S446063212	PIN,SPRING W-TY.	2	2			D6X32L
19	S810016001	RING, SNAP	2	2			

FENDER

FIG. 10-14B

G. 870



05-09-01

00

FENDER

A-N41, B-N47

A-N41(Neo41), B-N47(Neo47)

FIG. 10-14B AG

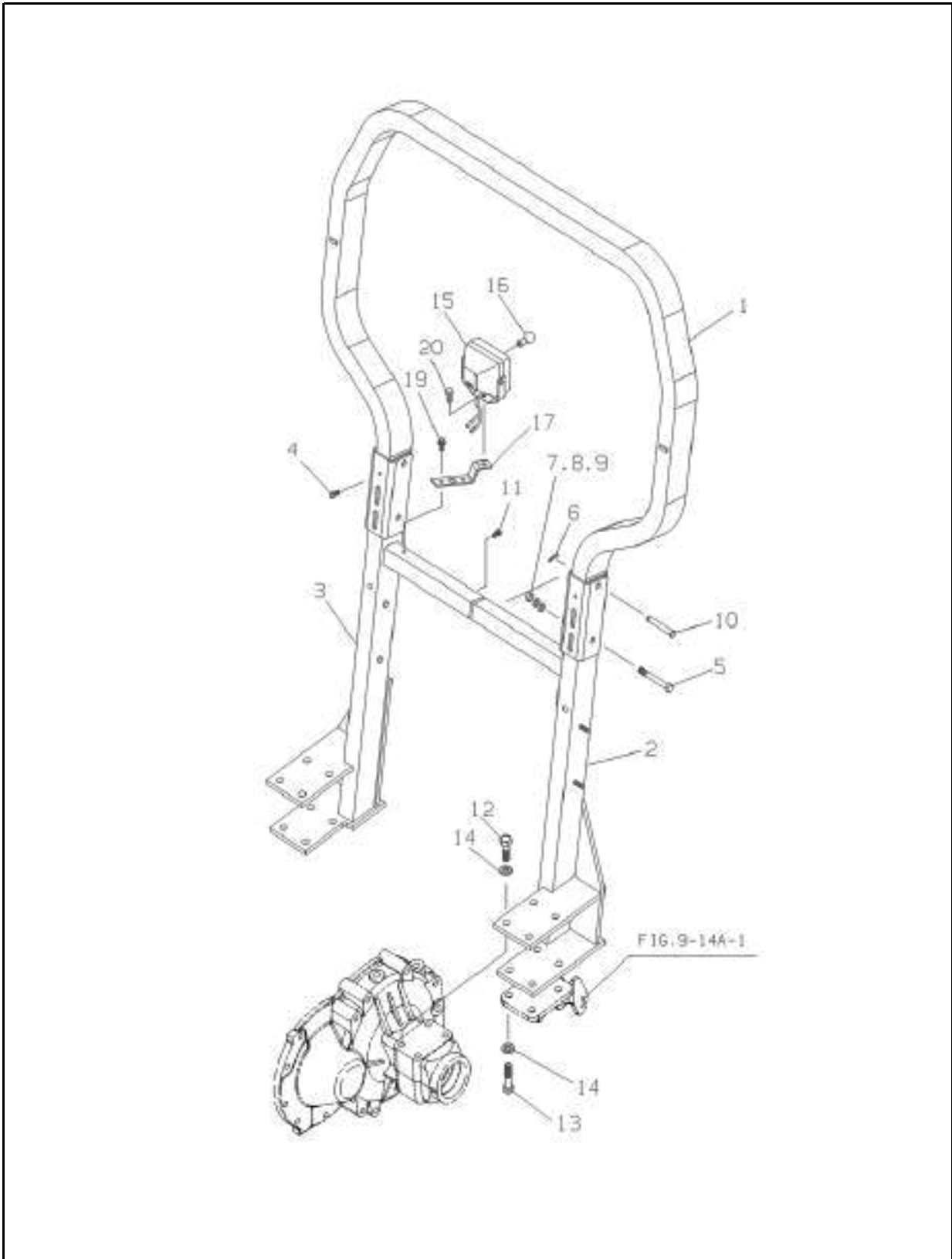
(F)

NO.	PART NO.	PART NAME & DESCRIPTION		QTY			APP. NO	REM.
				A	B			
1	A1870397	CENTER COVER	GREEN	1	1			
2	A1870434	FENDER, LH	GREEN	1	1			
3	A1870435	FENDER, RH	GREEN	1	1			
4	A1870410	HANDLE		2	2			
5	A1870436	EXTENSION, REAR		2	2			
6	A1870437	BRACKET, REAR EXTENSION		2	2			
7	A1970362	WEATHER STRIP		1	1			
8	S154103033	BOLT, HEX. W/WASHER		2	2			
9	S159061613	BOLT, HEX. W/WASHER	M6x1.0x16	4	4			
10	S159082033	BOLT, HEX. W/WASHER	M8x1.25x20	1	1			
11	S159082533	BOLT, HEX. W/WASHER	M8x1.25x25	13	13			
12	S345080013	NUT, FLANGE B-TY.		8	8			
13	S365082613	WASHER, PLN. L-RD.		8	8			
14	A0610083	PLUG		2	2			
15	A1830653	CAP, BOLT		4	4			

SAFETY FRAME

FIG. 10-15A

G. 880



SAFETY FRAME

A-N41, B-N47

A-N41(Neo41), B-N47(Neo47)

FIG. 10-15A

(F)

NO.	PART NO.	PART NAME & DESCRIPTION	QTY			APP. NO	REM.
			A	B			
1~11	A1880032	ROPS ASSY	1	1			
1	A1880033	FRAME UPPER, ROPS	1	1			
2	A1880057	FRAME UNDER LH,ROPS	1	1			
3	A1880058	FRAME UNDER RH,ROPS	1	1			
4	S101081243	BOLT,HEX M8x1.25x12	2	2			
5	S150141043	BOLT,HEX M14x2.0x100	2	2			
6	S443140013	PIN,SNAP	2	2			
7	S314140043	NUT M14x2.0	2	2			
8	S362140013	WASHER,SPR	2	2			
9	S363140013	WASNER,PLN	2	2			
10	S427149023	PIN, HEAD	2	2			
11	S159082033	BOLT,HEX M8x1.25x20	1	1			
12	S103163543	BOLT, HEX	8	8			
13	S103165043	BOLT, HEX	8	8			
14	S361160013	WASHER, SPR. 1-TY.	16	16			
15	A1756011	WORKING LAMP ASSY	1	1			
16	A1760018	BULB 12V, 35W	1	1			
17	A1870388	BRACKET, WORKING LAMP	1	1			
18	S156102033	BOLT, HEX W/WASHER	1	1			
19	S159082533	BOLT, HEX W/WASHER M8x1.25x25	1	1			

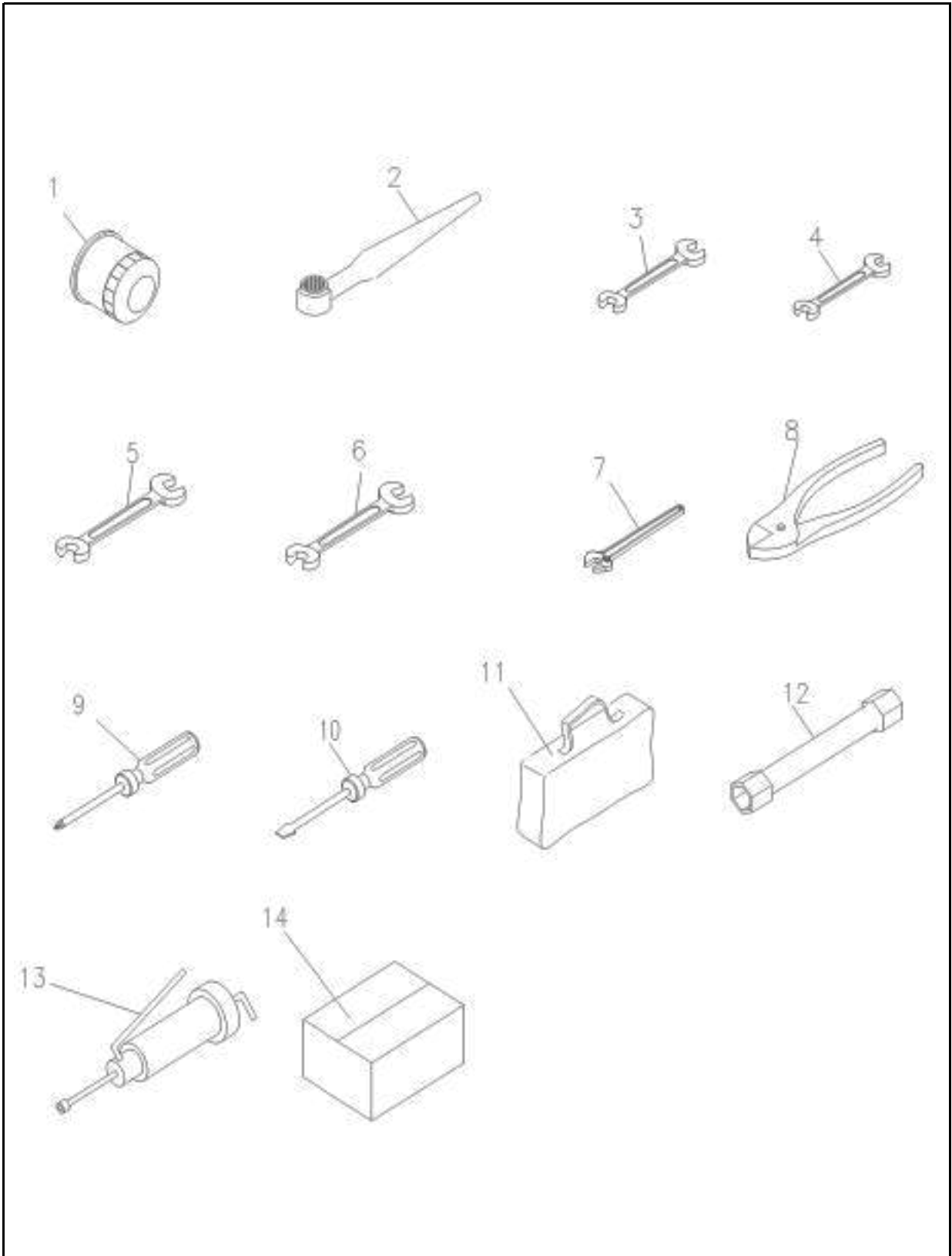
05-09-01

00

TOOL

FIG. 11-1

G. 920



05-09-01

00

TOOL

A-N41, B-N47

A-N41(Neo41), B-N47(Neo47)

FIG. 11-1

NO.	PART NO.	PART NAME & DESCRIPTION		QTY			APP. NO	REM.
				A	B			
1	Q1400001	FILTER, OIL		1	1			
2~13	A1920001	TOOL KIT, TRACTOR	FOR 39,45,51	1	1			
2	3A0010200	TOMMY BAR	D15X350	1	1			
3	A0770026	SPANNER (12X14)	12 X 14	1	1			
4	A0770028	SPANNER (17X19)	17X19	1	1			
5	A0770030	SPANNER, DOUBLE END	22X24	1	1			
6	A14583371	SPANNER, DOUBLE END	10X13 H HRC	1	1			
7	A14584300	SPANNER, MONKEY	300MM	1	1			
8	A14584400	PLIER	200MM	1	1			
9	A14584500	DRIVER (+)	#3-150 H	1	1			
10	A14584600	DRIVER (-)	6X100 H	1	1			
11	A1920004	TOOL BAG		1	1			
12	A1970227	SPANNER, BOX (24X27)	24X27	1	1			
13	A1970224	GUN, GREASE	TOP TYPE(400	1	1			
14	A500350160	CARTON BOX (TRACTOR)	500*350*160	1	1			

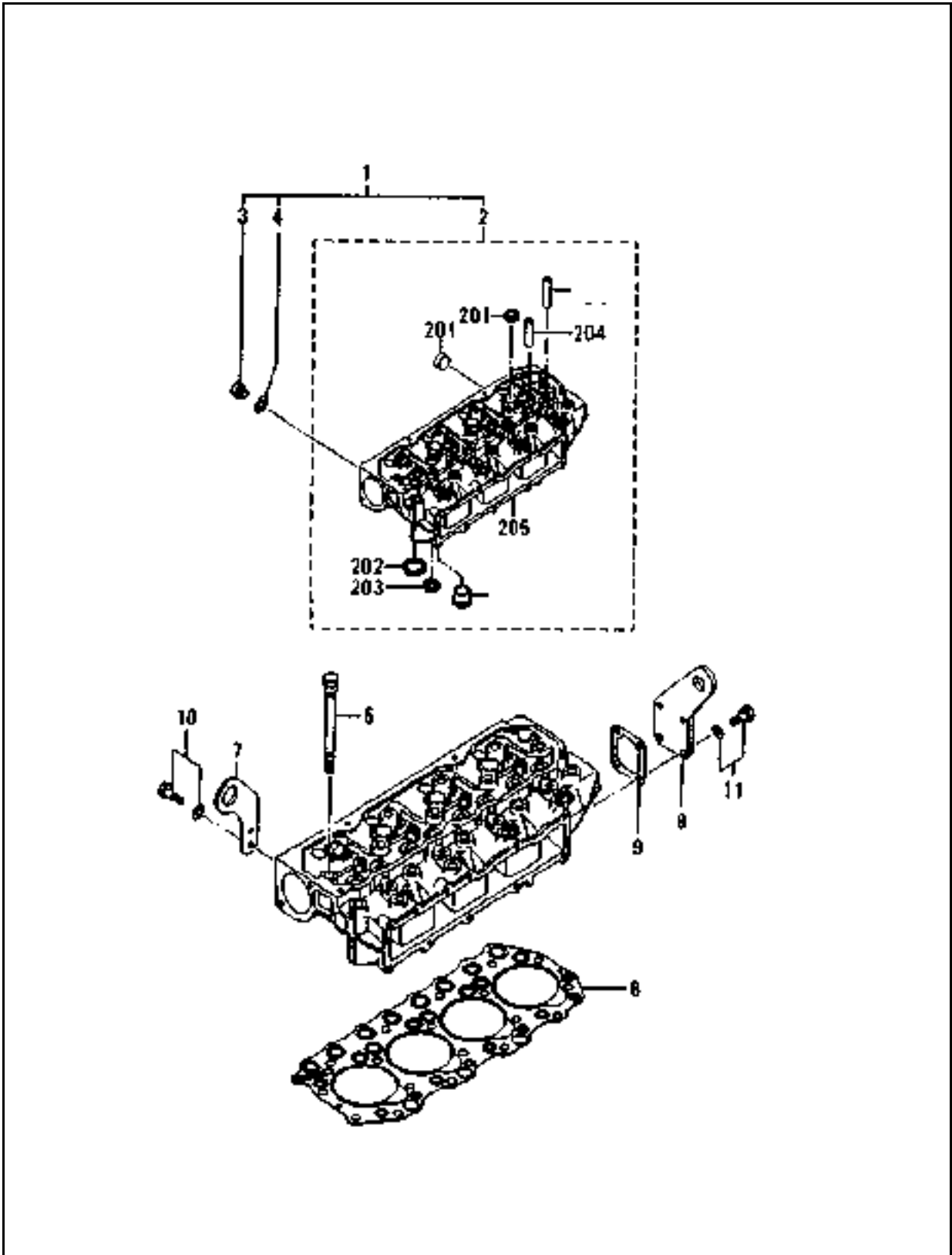
엔진 부품

ENGINE PART

실린더 헤드 / CYLINDER HEAD -----	FIG. 01
밸브 메커니즘 / VALVE MECHANISM -----	FIG. 04-01
록커 커버 & 캠 샤프트 / ROCKER COVER & CAMSHAFT -----	FIG. 04-02
크랭크 케이스(1) / CRANKCASE (PART-1) -----	FIG. 07-01
크랭크 케이스(2) / CRANKCASE (PART-2) -----	FIG. 07-02
타이밍 기어 케이스 & 타이밍 기어 / TIMING GEAR CASE & TIMING GEAR -----	FIG. 11
오일팬 & 오일 레벨 게이지 / OIL PAN & OIL LEVEL GAUGE -----	FIG. 13
메인 무빙 파트 / MAIN MOVING PARTS -----	FIG. 17
사이드 PTO / SIDE POWER TAKE-OFF -----	FIG. 25
바란서 / BALANCER -----	FIG. 29
흡기 매니폴드 / INLET MANIFOLD -----	FIG. 30
오일 시스템 / OIL SYSTEM -----	FIG. 36
냉각 시스템 / COOLING SYSTEM -----	FIG. 46
연료 시스템 / FUEL SYSTEM -----	FIG. 61-01
노즐 / NOZZLE -----	FIG. 61-02
연료 필터 / FUEL FILTER -----	FIG. 62
전장 파트 / ELECTRIC PARTS -----	FIG. 66-01
스타터 / STARTER (12V-2.2KW) -----	FIG. 66-02
발전기 / ALTERNATOR(12V-50A) -----	FIG. 68
액세서리 / ACCESSORY -----	FIG. 92
가스켓 키트 / OVERHAUL GASKET KIT -----	FIG. 94

CYLINDER HEAD

FIG. 01



CYLINDER HEAD

A-N41, B-N47

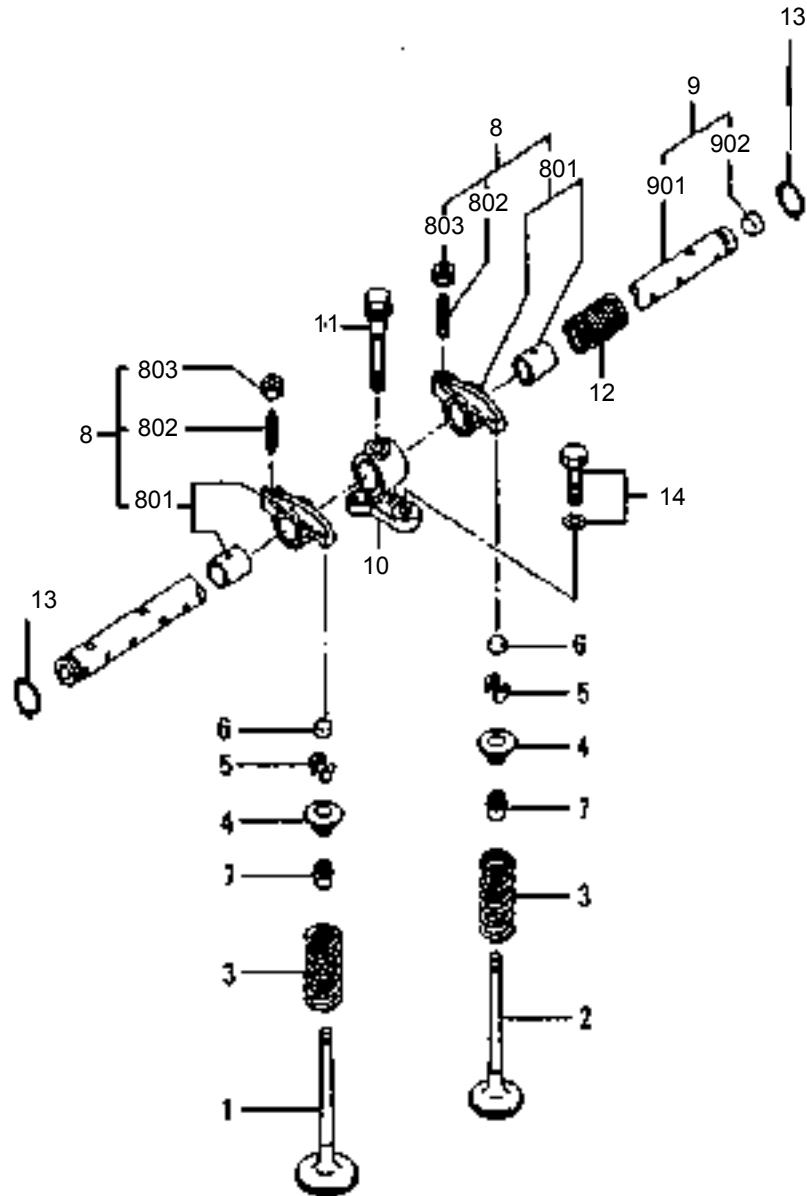
A-N41(Neo41), B-N47(Neo47)

FIG. 01

NO.	PART NO.	PART NAME & DESCRIPTION	QTY			APP. NO	REM.
			A	B	C		
1	*	HEAD ASSY, CYL	1	*			
	*	HEAD ASSY, CYL	*	1			
2	Q1160042	HEAD SUB ASSY, CYL.	1	*			
	Q1160043	HEAD SUB ASSY, CYL.	*	1			
01	Q0710019	CAP, SEALING	7	7			
02	Q1160028	INSERT, IN.	4	4			
03	Q1160029	INSERT, EX.	4	4			
04	Q1160004	GUIDE, VALVE	4	4			
	Q1160009	GUIDE, VALVE	4	4			
05	Q1160032	HEAD, CYLINDER	1	*			
	Q1160033	HEAD, CYLINDER	*	1			
06	Q1160036	JET, COMBUSTION	4	*			
	Q1160024	JET, COMBUSTION	*	4			
3	A0610088	PLUG, DRAIN	1	1			
4	Q1160011	GASKET	1	1			
5	Q1160012	BOLT, CYL. HEAD	18	18			
6	Q1160013	GASKET	1	1			
7	Q1160014	EYE, LIFTING FR.	1	1			
8	Q1160015	EYE, LIFTING RE.	1	1			
9	Q1160016	GASKET	1	1			
10	S153081633	BOLT, W/WASHER	2	2			
11	S153082033	BOLT, W/WASHER	4	4			

VALVE MECHANISM

FIG. 04-01



VALVE MECHANISM

A-N41, B-N47

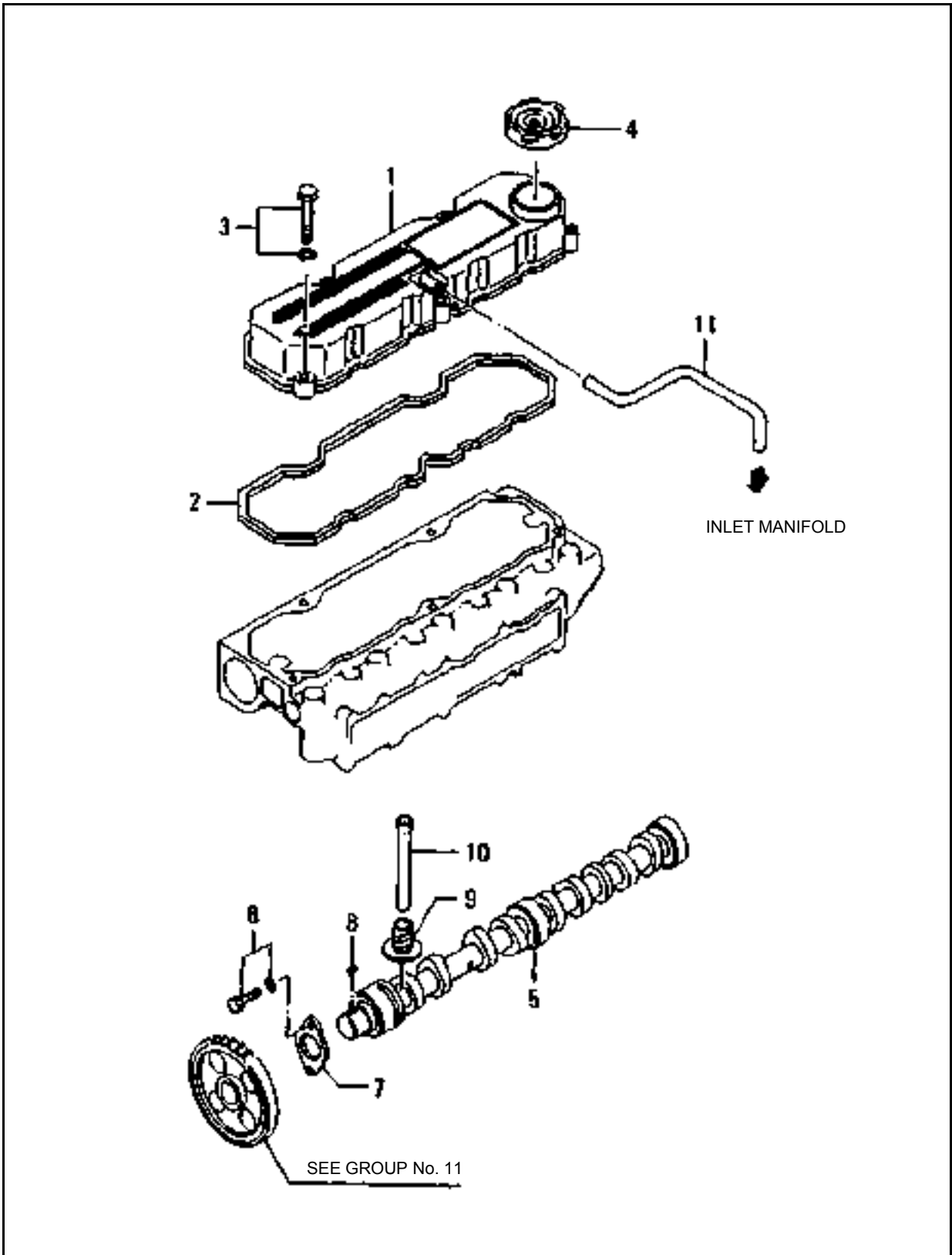
A-N41(Neo41), B-N47(Neo47)

FIG. 04-01

NO.	PART NO.	PART NAME & DESCRIPTION	QTY			APP. NO	REM.
			A	B	C		
1	Q1210001	ROCKER & SHAFT ASSY	1	1			
	Q1210012	VALVE, IN.	4	4			
	Q1210013	VALVE, EXH.	4	4			
	Q1210014	SPRING	8	8			
4	Q1210016	RETAINER	8	8			
5	Q1210017	COTTER, VALVE	16	16			
6	Q1210018	CAP	8	8			
7	Q1210015	SEAL, VALVE STEM	8	8			
8 01	Q1210008	ROCKER & BUSHING	8	8			
02	Q1210009	SCREW, ADJUSTING	8	8			
03	S315080043	NUT	8	8			
9	Q1210002	SHAFT ASSY, ROCKER	1	1			
01	Q1210006	SHAFT, ROCKER	1	1			
02	Q1210007	PLUG	2	2			
10	Q1210004	BRACKET, ROCKER	4	4			
11	Q1210019	BOLT	4	4			
12	Q1210005	SPRING, ROCKER	3	3			
13	S810019001	RING, SNAP	2	2			
14	S153082533	BOLT, W/WASHER	4	4			

ROCKER COVER & CAMSHAFT

FIG. 04-02



ROCKER COVER & CAMSHAFT

A-N41, B-N47

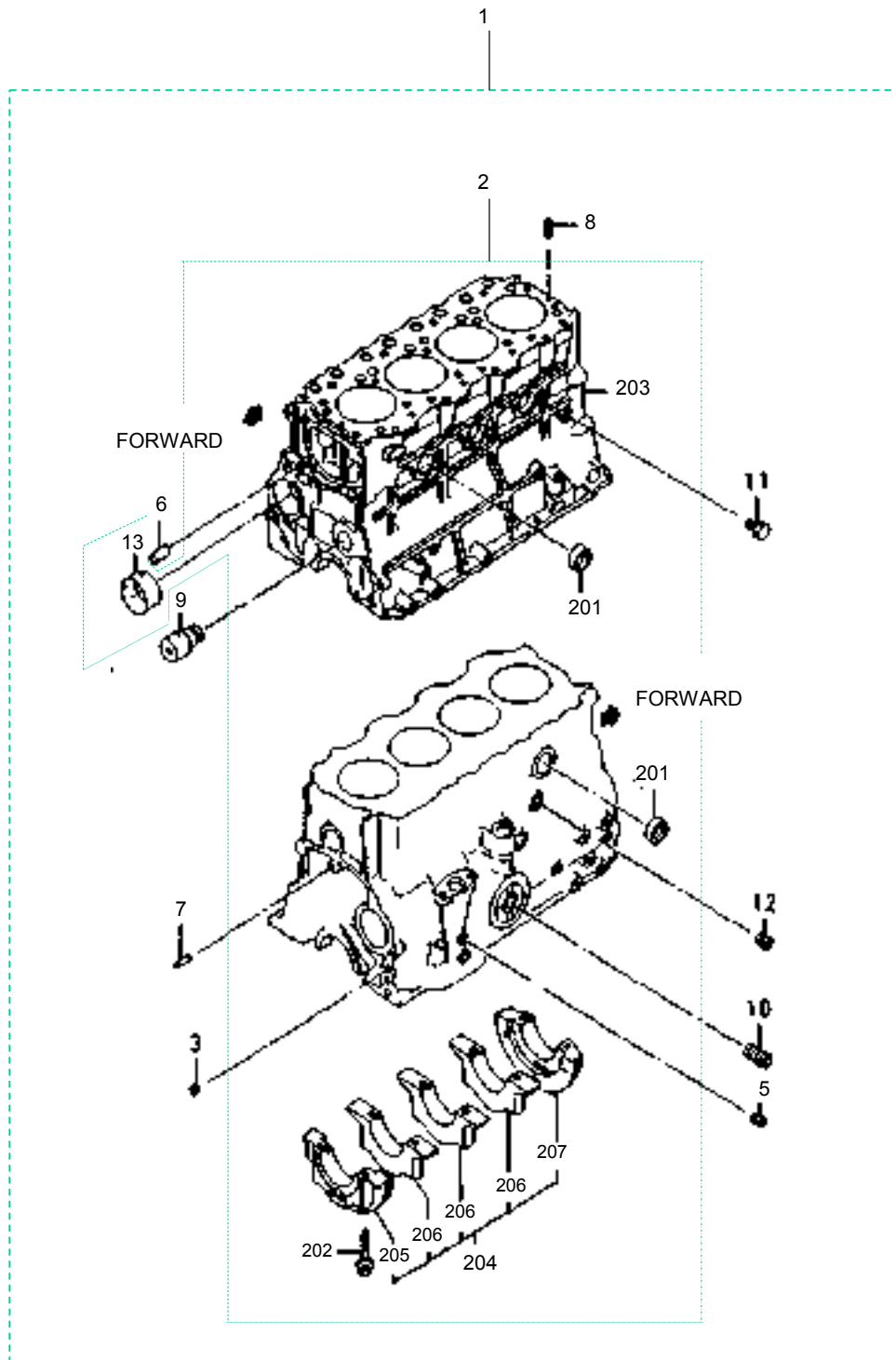
A-N41(Neo41), B-N47(Neo47)

FIG. 04-02

NO.	PART NO.	PART NAME & DESCRIPTION	QTY			APP. NO	REM.
			A	B	C		
1	Q1150001	COVER ASSY, ROCKER	1	1			
2	Q1150004	GASKET, ROCKER	1	1			
3	S153084033	BOLT, W/WASHER	5	5			
4	Q1150005	CAP, OIL	1	1			
5	Q1220001	CAMSHAFT	1	1			
6	Q0630001	KEY, WOODRUFF	1	1			
7	Q1220002	PLATE, THRUST	1	1			
8	S153081633	BOLT, W/WASHER	2	2			
9	Q1220003	TAPPET	8	8			
10	Q1220004	ROD, PUSH	8	8			
11	Q1150006	HOSE, AIR	1	1			

CRANKCASE ASSY

FIG. 07-01



CRANKCASE ASSY

A-N41, B-N47

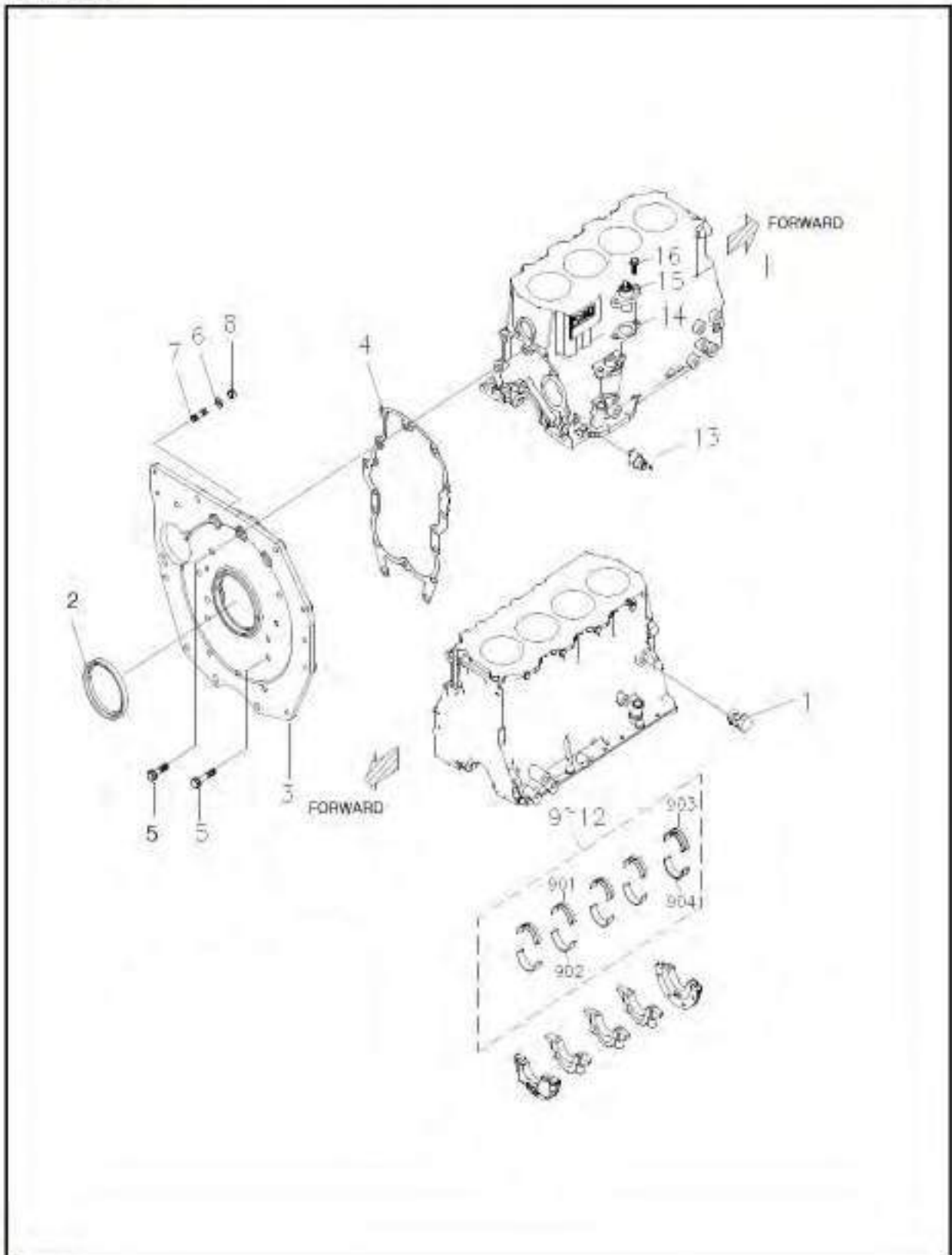
A-N41(Neo41), B-N47(Neo47)

FIG. 07-01

NO.	PART NO.	PART NAME & DESCRIPTION	QTY			APP. NO	REM.
			A	B	C		
1	*	CRANKCASE ASSY	1	1			
2	Q1100052	CRANKCASE SUB ASSY	1	1			
01	Q0710011	CAP, SEALING	6	6			
02	Q1100021	BOLT, BEARING CAP	10	10			
03	Q1100002	CRANKCASE	1	1			
04	Q1100015	BEARING ASSY, CAP	1	1			
05	*	CAP, BEARING	1	1			
06	*	CAP, BEARING	3	3			
07	*	CAP, BEARING	1	1			
3	Q0710004	CAP, SEALING	3	3			
4	*	PLUG, RUBBER	*	*			
5	A0610167	PLUG, TAPER	4	4			
6	Q1100023	PIN, DOWEL	2	2			
7	Q0620002	PIN, DOWEL	4	4			
	Q0620002	PIN, DOWEL	2	2			
8	Q0620001	PIN, DOWEL	2	2			
9	Q1100024	SHAFT, IDLER	1	1			
10	Q1400009	SHAFT, OIL FILTER	1	1			
11	*	PLUG, TAPER	1	1			
12	A0610169	PLUG, TAPER	2	2			
13	Q1100022	BUSHING CAMSHAFT, FR	1	1			

CRANKCASE

FIG. 07-02



CRANKCASE

A-N41, B-N47

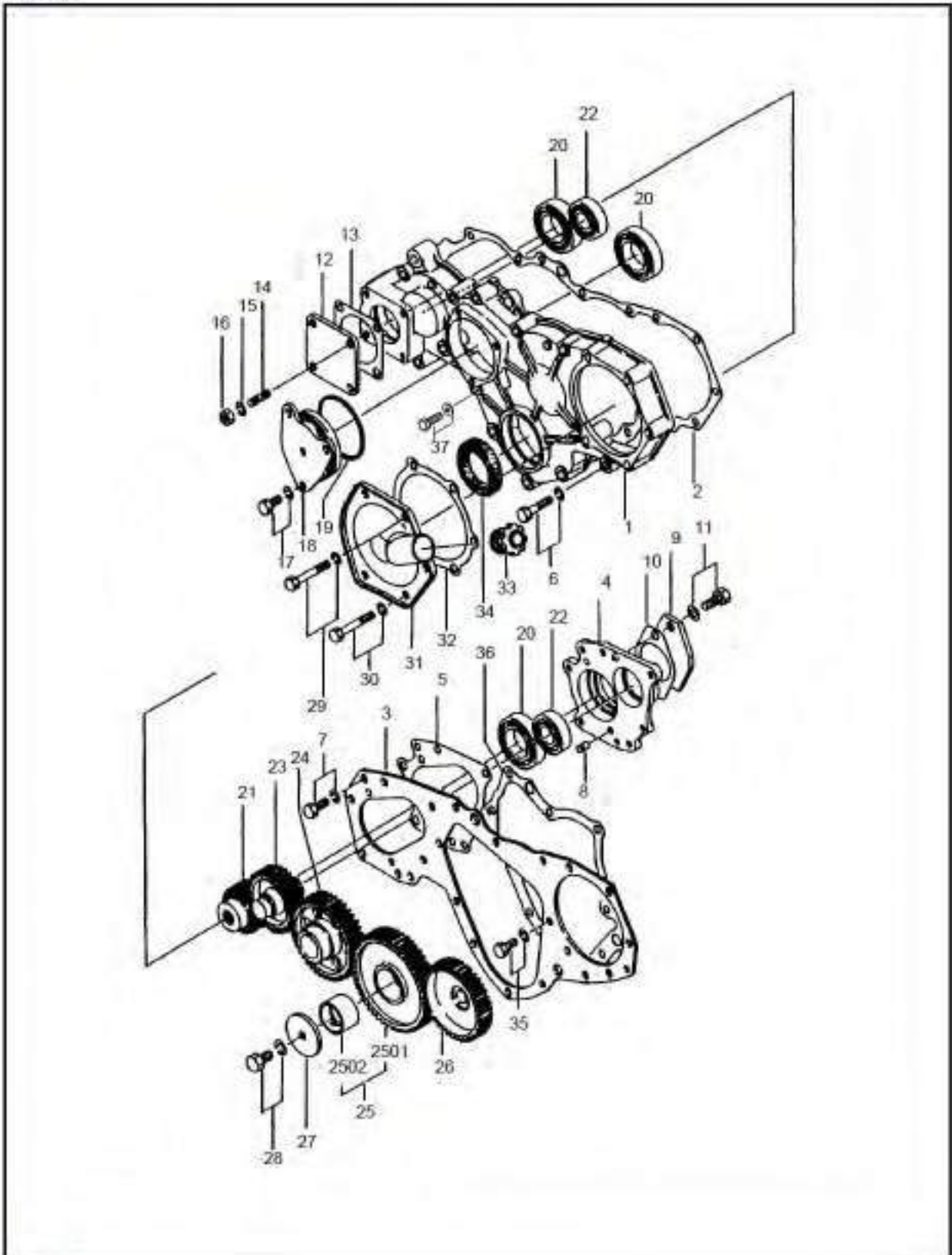
A-N41(Neo41), B-N47(Neo47)

FIG. 07-02

NO.	PART NO.	PART NAME & DESCRIPTION	QTY			APP. NO	REM.
			A	B	C		
1	Q1100051	PLUG, DRAIN	1	1			
2	Q1100008	SEAL, OIL	1	1			
3	Q1550024	CASE, REAR	1	1			
4	Q1550023	GASKET, REAR	1	1			
5	Q1550010	BOLT, REAR CASE	14	14			
6	S361100013	WASHER, SPRING	2	2			
7	Q1550003	STUD	2	2			
8	S314100013	NUT	2	2			
9	Q1100003	METAL SET, MAIN	1	1			
01	Q1100026	METAL, MAIN UPPER	4	4			
02	Q1100030	METAL, MAIN LOWER	4	4			
03	Q1100034	METAL, MAIN UPPER	1	1			
04	Q1100038	METAL, MAIN LOWER	1	1			
10	Q1100004	METAL SET, MAIN	1	1			
11	Q1100005	METAL SET, MAIN	1	1			
12	Q1100006	METAL SET, MAIN	1	1			
13	Q1800003	SWITCH, OIL	1	1			
14	Q1100043	GASKET	1	1			
15	Q1100042	FLANGE	1	1			
16	S153082033	BOLT, W/WASHER	2	2			

TIMING GEAR CASE & TIMING GEAR

FIG. 11



TIMING GEAR CASE & TIMING GEAR

A-N41, B-N47

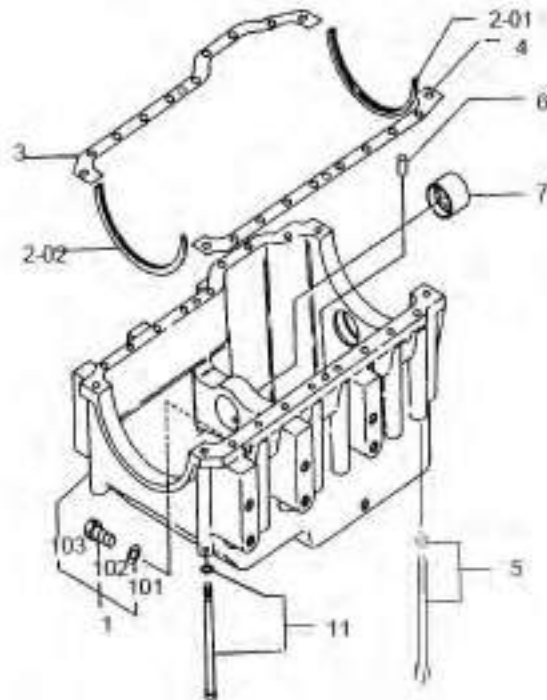
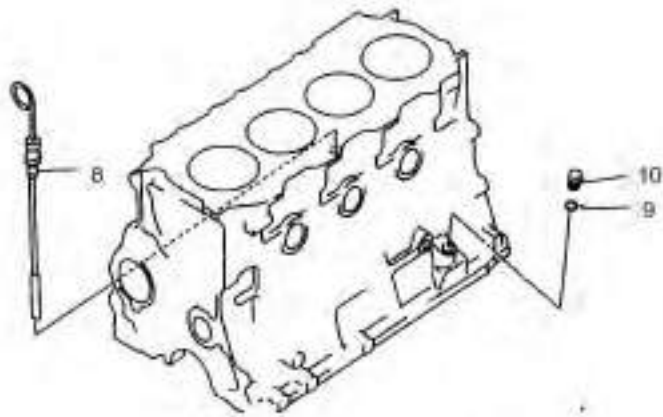
A-N41(Neo41), B-N47(Neo47)

FIG. 11

NO.	PART NO.	PART NAME & DESCRIPTION	QTY			APP. NO	REM.
			A	B	C		
1	Q1300001	CASE, TIMING GEAR	1	1			
2	Q1300015	GASKET, GEAR CASE	1	1			
3	Q1300013	PLATE, FRONT	1	1			
4	Q1300024	CASE, BEARING	1	1			
5	Q1300025	GASKET, BEARING CASE	1	1			
6	S153085533	BOLT, W/WASHER	M8x1.25x55	1	1		
7	S153082033	BOLT, W/WASHER	M8x1.25x20	2	2		
8	Q1300026	PIN, DOWEL		2	2		
9	*	PLATE		*	*		
10	*	GASKET		*	*		
11	*	BOLT, W/WASHER	M10x1.25x20	*	*		
12	*	COVER, OIL PUMP		*	*		
13	*	GASKET		*	*		
14	S139082523	STUD		4	4		
15	*	WASHER, SPRING		*	*		
16	*	NUT		*	*		
17	S153081633	BOLT, W/WASHER	M8x1.25x16	3	3		
18	Q1300017	CASE, BEARING		1	1		
19	S802075010	O-RING		1	1		
20	A0860080	BEARING, BALL	#6009	3	3		
21	Q1300010	GEAR, PUMP DRIVE		1	1		
22	A0862050	BEARING, BALL	#6206	2	2		
23	Q1300009	IDLER, P.T.O.		1	1		
24	Q1300005	GEAR, CAMSHAFT	Z=40	1	1		
25	Q1300006	GEAR ASSY, IDLER	Z=51	1	1		
01	*	GEAR, IDLER		1	1		
02	Q1300008	BUSHING, IDLER		1	1		
26	Q1300011	GEAR, INJ. PUMP	Z=40	1	1		
27	Q1300023	PLATE, THRUST		1	1		
28	S154102033	BOLT, W/WASHER	M10x1.25x20	1	1		
29	S153086033	BOLT, W/WASHER	M8x1.25x60	4	4		
30	S153086033	BOLT, W/WASHER	M8x1.25x60	1	1		
31	Q1300016	FILLER, OIL		1	1		
32	Q1300021	GASKET		1	1		
33	Q1300012	CAP, FILLER		1	1		
34	Q1300020	SEAL, OIL		1	1		
35	S153081633	BOLT, W/WASHER	M8x1.25x16	2	2		
36	Q1300014	GASKET, FRONT PLATE		1	1		
37	S153085033	BOLT, W/WASHER	M8x1.25x50	13	13		

OIL PAN

FIG. 13



OIL PAN

A-N41, B-N47

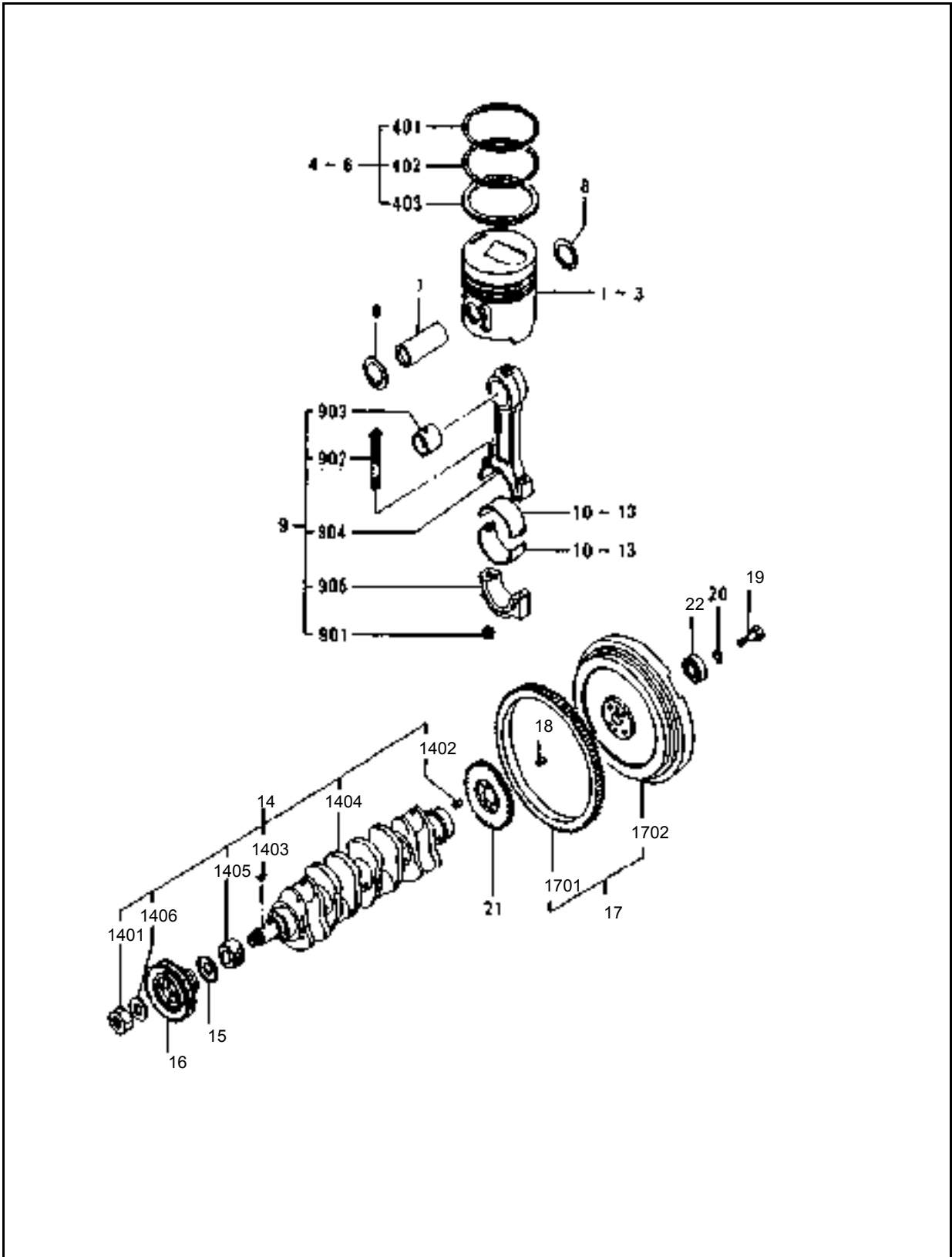
A-N41(Neo41), B-N47(Neo47)

FIG. 13

NO.	PART NO.	PART NAME & DESCRIPTION	QTY			APP. NO	REM.
			A	B	C		
1	*	PAN ASSY, OIL	1	1			
01	Q0650003	GASKET	2	2			
02	Q0610002	PLUG, DRAIN	2	2			
03	Q1450027	PAN, OIL	1	1			
2 01	Q1450031	U-SEAL	1	1			
02	Q1450031	U-SEAL	1	1			
3	Q1450038	GASKET, OIL PAN A	1	1			
4	Q1450039	GASKET, OIL PAN B	1	1			
5	Q1450022	BOLT, OIL PAN	8	8			
6	Q0620002	PIN, DOWEL	2	2			
7	Q1450019	BEARING, NEEDLE	2	2			
8	Q1450011	GEAR, OIL LEVEL	1	1			
9	Q0650005	O-RING	1	1			
10	Q1450012	PLUG	1	1			
11	Q1450028	BOLT, OIL PAN	12	12			

MAIN MOVING PARTS

FIG. 17



MAIN MOVING PARTS

A-N41, B-N47

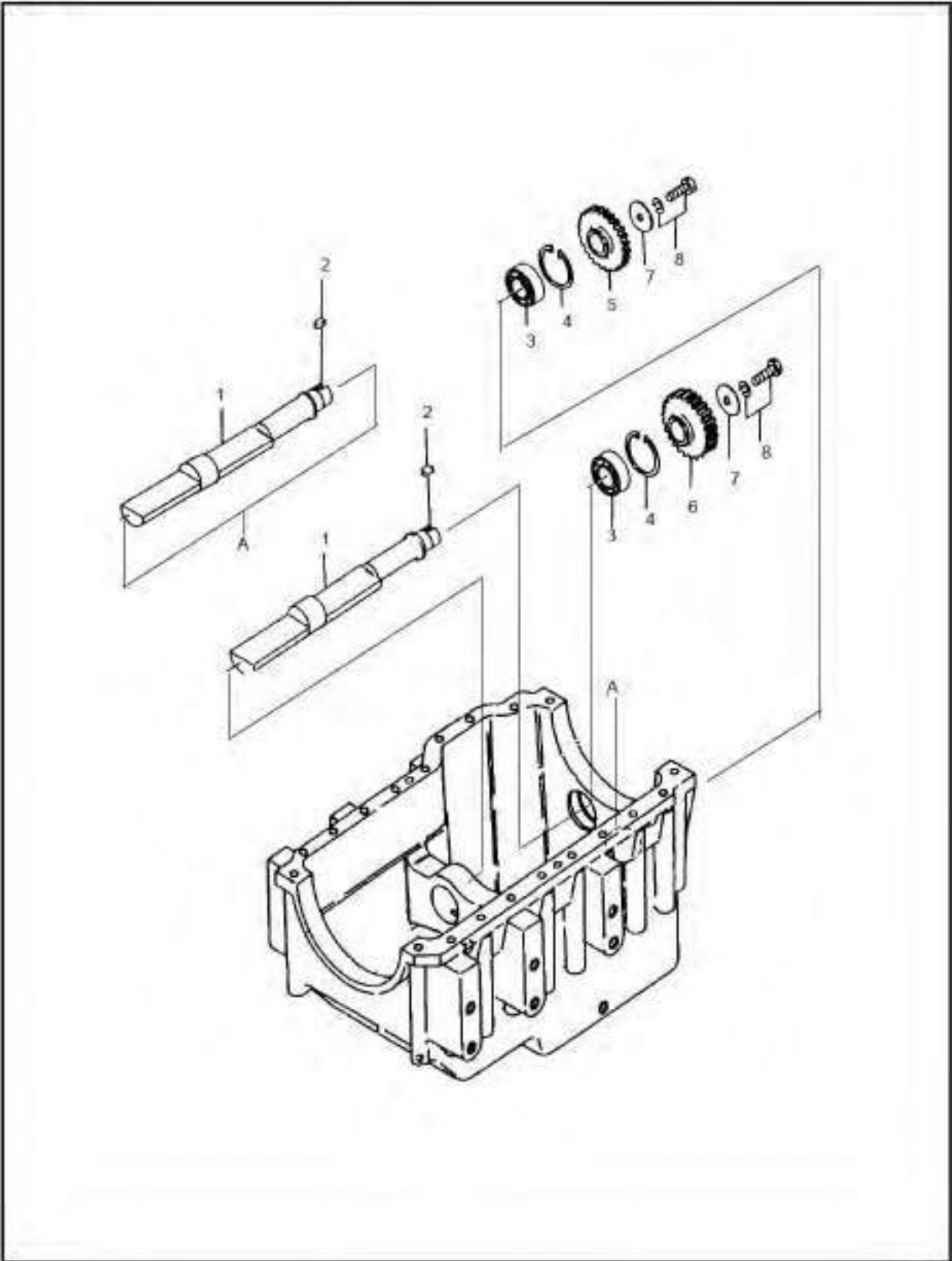
A-N41(Neo41), B-N47(Neo47)

FIG. 17

NO.	PART NO.	PART NAME & DESCRIPTION		QTY			APP. NO	REM.
				A	B	C		
1	Q1200002	PISTON	STD	4	*			
	Q1200039	PISTON	STD	*	4			
2	Q1200003	PISTON, O.S 0.25	O.S 0.25	4	*			
	Q1200044	PISTON, O.S 0.25	O.S 0.26	*	4			
3	Q1200004	PISTON, O.S 0.50	O.S 0.50	4	*			
	Q1200045	PISTON, O.S 0.50	O.S 0.50	*	4			
4	Q1200031	RING SET, PISTON	STD	4	4			
401	Q1200005	RING, NO.1	STD	4	4			
402	Q1200008	RING, NO.2	STD	4	4			
403	Q1200011	RING, OIL	STD	4	4			
5	Q1200032	RING SET, PISTON	O.S 0.25	4	4			
6	Q1200033	RING SET, PISTON	O.S 0.50	4	4			
7	Q1200020	PIN, PISTON		4	4			
8	S811028005	RING, SNAP		8	8			
9	Q1200081	CONNECTING-ROD ASSY		4	*			
	Q1200082	CONNECTING-ROD ASSY		*	4			
901	Q1200026	NUT		8	8			
902	Q1200025	BOLT, CONNECTING		8	8			
903	Q1200024	BUSHING, CON-ROD		4	4			
904	*	ROD, CONNECTING		4	*			
	*	ROD, CONNECTING		*	4			
905	*	CAP, CON-ROD		4	*			
	*	CAP, CON-ROD		*	4			
10	Q1200027	METAL, CON-ROD	STD	8	8			
11	Q1200028	METAL, CON-ROD	U.S 0.25	8	8			
12	Q1200029	METAL, CON-ROD	U.S 0.50	8	8			
13	Q1200030	METAL, CON-ROD	U.S 0.75	8	8			
14	*	CRANKSHAFT ASSY		1	1			
1401	Q0610003	NUT, DOWEL		1	1			
1402	Q0620003	PIN, DOWEL		2	2			
1403	Q0630001	KEY, WOODRUFF		2	2			
1404	Q1200080	CRANKSHAFT		*	1			
	Q1200079	CRANKSHAFT		1	*			
1405	Q1300004	GEAR, CRANKSHAFT	Z=20	1	1			
1406	Q1200037	WASHER		1	1			
15	Q1200036	PLATE, BAFFLE		1	1			
16	Q1200001	PULLEY, CRANKSHAFT		1	1			
17	Q1500022	FLYWHEEL ASSY		1	1			
1701	Q1500003	GEAR, RING		1	1			
1702	Q1500023	FLYWHEEL		1	1			
18	Q0620003	PIN, DOWEL		2	2			
19	S107126053	BOLT	M12X1.25X60L	4	4			
20	S361120013	WASHER, SPRING		4	4			
21	Q1460004	GEAR, DRIVE		1	1			
22	Q1500006	BEARING, BALL		1	1			

BALANCER

FIG. 17



BALANCER

A-N41, B-N47

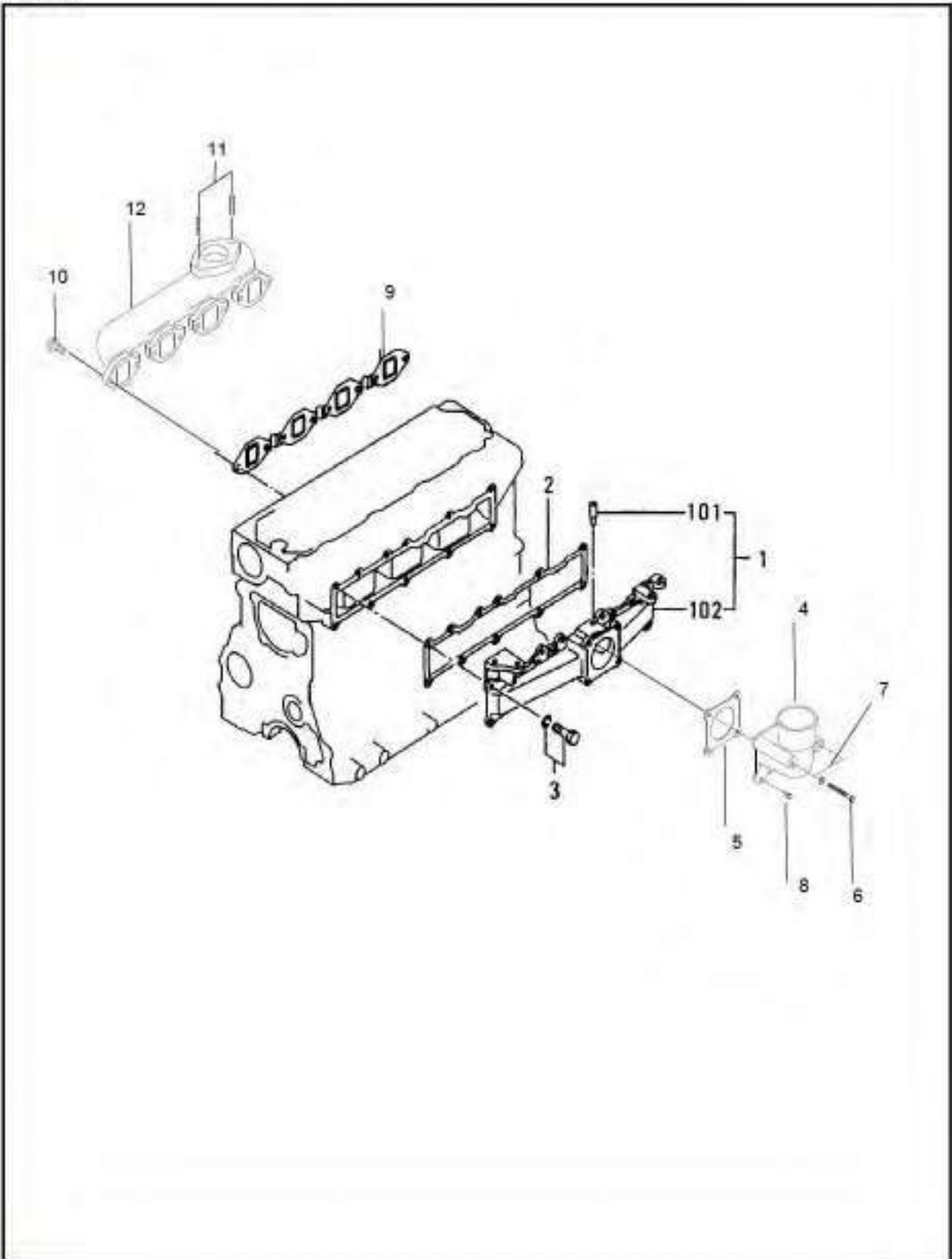
A-N41(Neo41), B-N47(Neo47)

FIG. 17

NO.	PART NO.	PART NAME & DESCRIPTION	QTY			APP. NO	REM.
			A	B	C		
1	Q1460001	SHAFT, BALANCER	2	2			
2	Q0630002	KEY	2	2			
3	A0862050	BEARING, BALL	2	2			
4	S811052005	RING, SNAP	2	2			
5	Q1460003	GEAR, BALANCER (R)	Z=38	1	1		
6	Q1460002	GEAR, BALANCER (L)	Z=38	1	1		
7	Q1460006	WASHER		2	2		
8	S154102033	BOLT, W/WASHER	M10x1.25x20	2	2		

INLET & EXHAUST MANIFOLD

FIG. 30



INLET & EXHAUST MANIFOLD

A-N41, B-N47

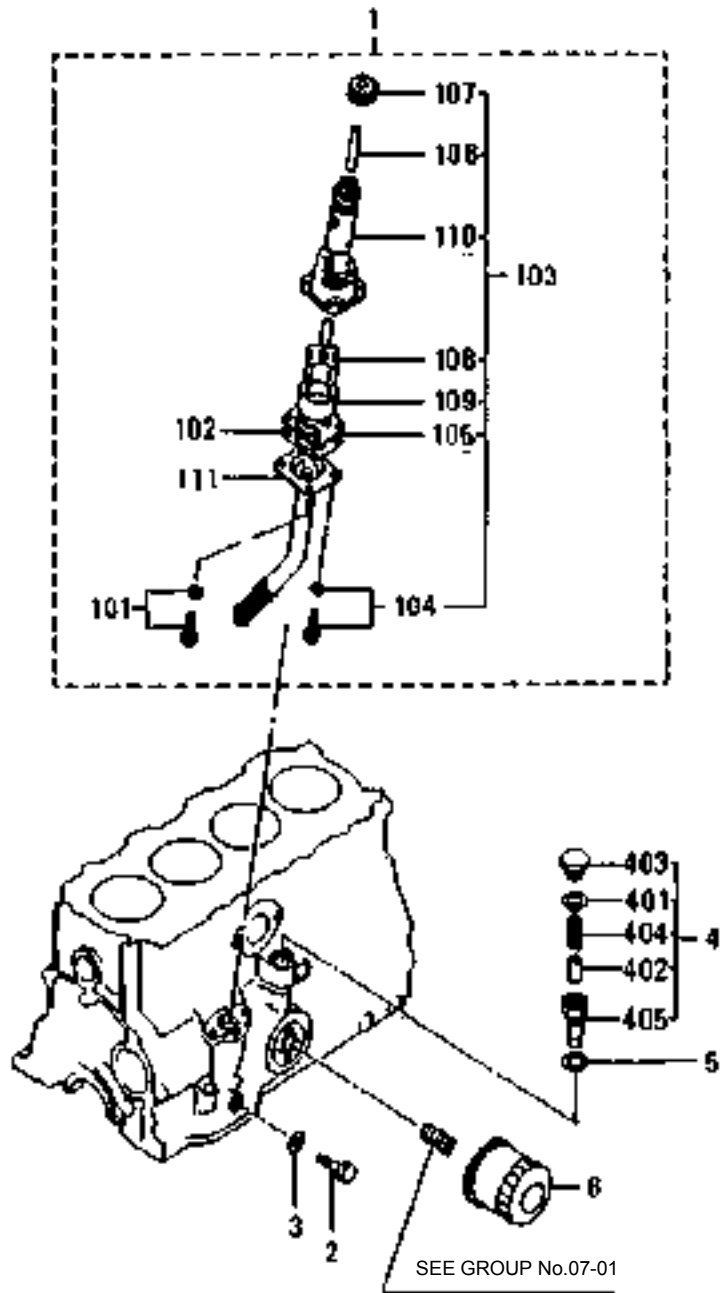
A-N41(Neo41), B-N47(Neo47)

FIG. 30

NO.	PART NO.	PART NAME & DESCRIPTION	QTY			APP. NO	REM.
			A	B	C		
1	Q1600001	MANIFOLD ASSY, INLET	1	1			
101	*	PIPE	1	1			
102	*	MANIFOLD INLET	1	1			
2	Q1600006	GASKET, INLET MANIFOLD	1	1			
3	S153082033	BOLT, W/WASHER	11	11			
4	Q1600007	ELBOW, AIR INLET	1	1			
5	Q1600008	GASKET	1	1			
6	Q0610001	BOLT	2	2			
7	S361060013	WASHER, SPRING	2	2			
8	S153062033	BOLT, W/WASHER	2	2			
9	Q1650003	GASKET, EXHAUST	1	1			
10	S105082053	BOLT	8	8			
11	S139082523	STUD	2	2			
12	Q1650005	MANIFOLD, EXHAUST	1	1			

OIL SYSTEM

FIG. 36



OIL SYSTEM

A-N41, B-N47

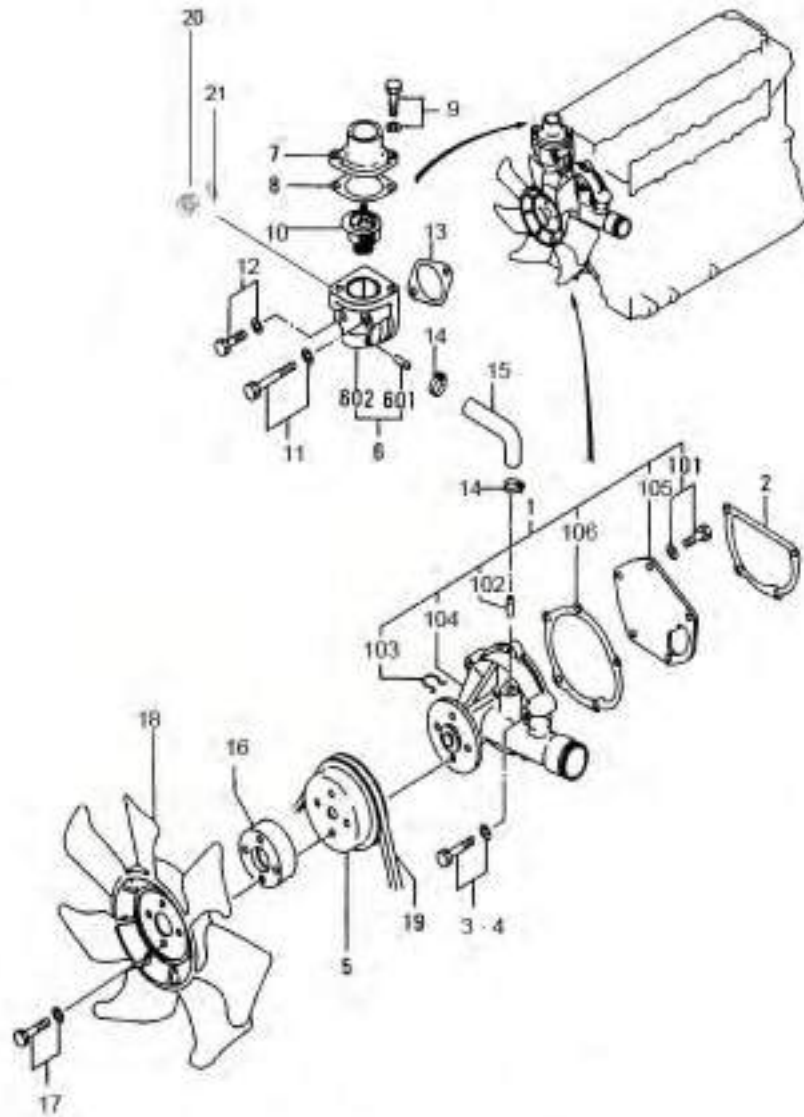
A-N41(Neo41), B-N47(Neo47)

FIG. 36

NO.	PART NO.	PART NAME & DESCRIPTION	QTY			APP. NO	REM.
			A	B	C		
1	Q1400022	PUMP & STAINER ASSY	1	1			
01	S153062033	BOLT, W/WASHER	2	2			
02	Q1400003	PUMP ASSY, OIL	1	1			
03	S153062033	BOLT, W/WASHER	2	2			
04	*	GEAR, DRIVE	1	1			
05	*	COVER	1	1			
06	*	ROTOR, OUTER	1	1			
07	*	ROTER, INNER	1	1			
08	*	CASE, OIL	1	1			
09	*	SHAFT, OIL PUMP	1	1			
10	Q1400005	GASKET, STRAINER	1	1			
11	Q1400023	STRAINER, OIL	1	1			
2	Q1400006	BOLT	1	1			
3	Q1400007	GASKET	1	1			
4	Q1400008	VALVE ASSY	1	1			
01	*	GASKET	1	1			
02	*	PLUNGER	1	1			
03	*	PLUG	1	1			
04	*	SPRING	1	1			
05	*	HOUSING	1	1			
5	Q0650004	GASKET	1	1			
6	Q1400001	ELEMENT, OIL FILTER	1	1			

COOLING SYSTEM

FIG. 46



COOLING SYSTEM

A-N41, B-N47

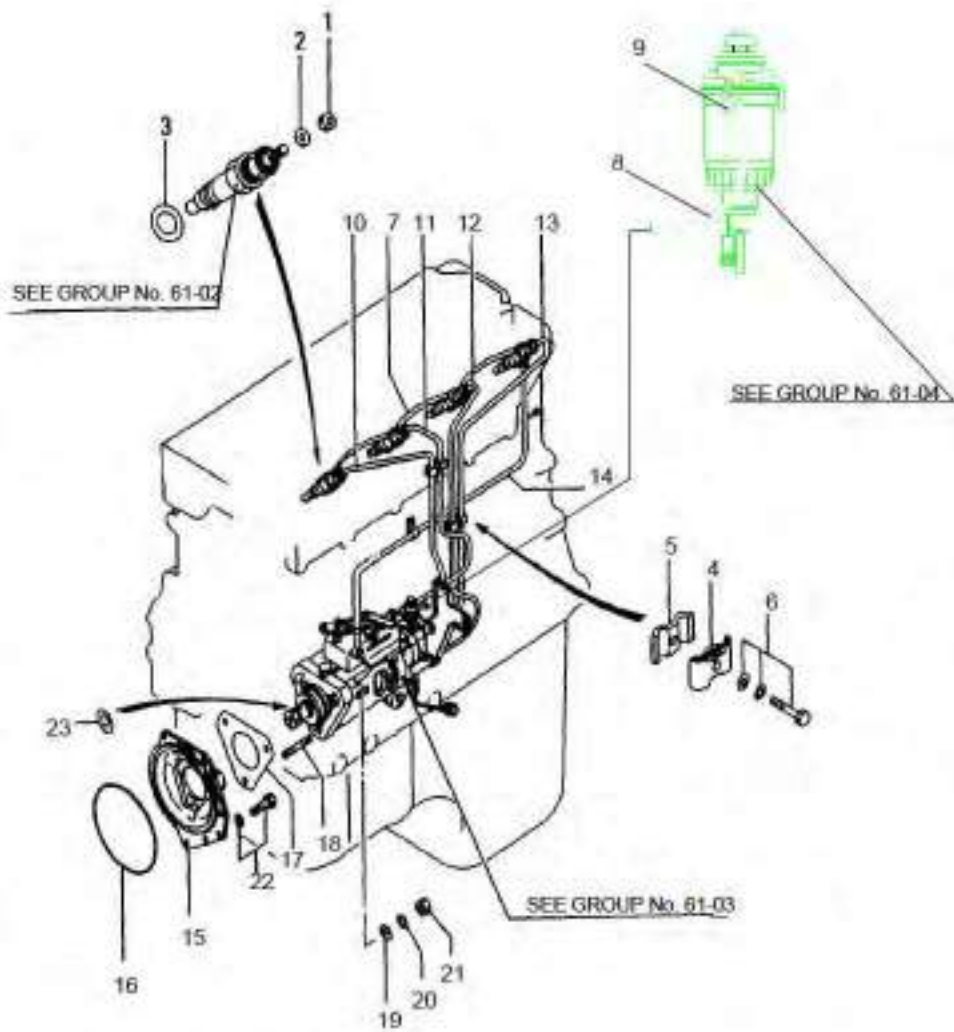
A-N41(Neo41), B-N47(Neo47)

FIG. 46

NO.	PART NO.	PART NAME & DESCRIPTION	QTY			APP. NO	REM.
			A	B	C		
1	Q1350034	PUMP ASSY, WATER	1	1			
01	S153082033	BOLT, W/WASHER	1	1			
02	*	PIPE, WATER	1	1			
03	Q1350022	WIRE, CLIP	1	1			
04	*	CASE, WATER PUMP	1	1			
05	Q1350026	COVER, WATER PUMP	1	1			
06	Q1350023	GASKET, WATER PUMP	1	1			
2	Q1350007	GASKET	1	1			
3	S153084033	BOLT, W/WASHER	3	3			
4	S153086033	BOLT, W/WASHER	1	1			
5	Q1350041	PULLEY, WATER PUMP	1	1			
6 01	Q1350008	CASE ASSY	1	1			
02	*	CASE, THERMOSTAT	1	1			
7	Q1350009	COVER, THERMOSTAT	1	1			
8	Q1350010	GASKET, THERMOSTAT	1	1			
9	S153082533	BOLT, W/WASHER	2	2			
10	Q1350011	THERMOSTAT	1	1			
11	S153087533	BOLT, W/WASHER	1	1			
12	S153082533	BOLT, W/WASHER	1	1			
13	Q1350012	GASKET	1	1			
14	S901001813	CLAMP, HOSE	2	2			
15	Q1350013	HOSE, BY-PASS	1	1			
16	A1010070	SPACER, FAN	1	1			
17	S153086533	BOLT, W/WASHER	4	4			
18	Q1350036	FAN, COOLING	1	1			
19	Q1350021	V-BELT, LOW EDGE	1	1			
20	A0610088	PLUG, DRAIN	1	1			
21	Q1160011	GASKET	1	1			

FUEL SYSTEM

FIG. 61-01



FUEL SYSTEM

A-N41, B-N47

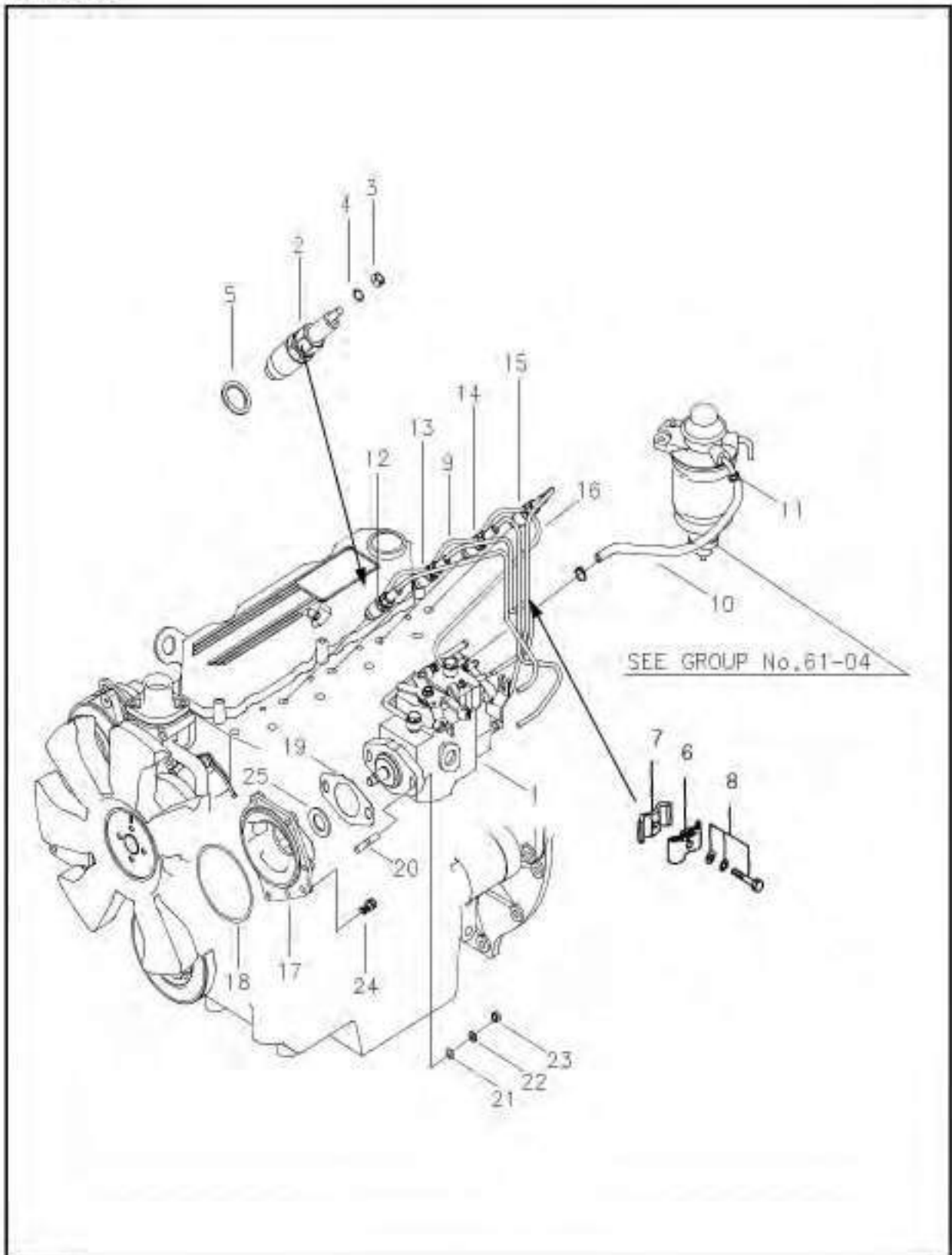
A-N41(Neo41), B-N47(Neo47)

FIG. 61-01

NO.	PART NO.	PART NAME & DESCRIPTION	QTY			APP. NO	REM.
			A	B	C		
1	Q1250006	NUT	4	4			
2	Q1250007	GASKET, FUEL LEAK-OFF	4	4			
3	Q1250008	GASKET, NOZZLE	4	4			
4	Q1250009	CLAMP	2	2			
5	Q1250010	CLAMP	2	2			
6	S155062533	BOLT, W/WASHER	2	2			
7	Q1250011	PIPE, FUEL LEAK	1	1			
8	Q1250013	HOSE, FUEL	1	1			
9	S901001213	CLAMP, HOSE	2	2			
10	Q1250019	PIPE, INJ. No.1	1	1			
11	Q1250020	PIPE, INJ. No.2	1	1			
12	Q1250021	PIPE, INJ. No.3	1	1			
13	Q1250022	PIPE, INJ. No.4	1	1			
14	Q1250115	PIPE, FUEL	1	1			
15	Q1250014	FLANGE, INJ. PUMP	1	1			
16	Q1250015	O-RING	1	1			
17	Q1250016	GASKET	1	1			
18	S139083023	STUD	3	3			
19	Q1250017	RETAINER	3	3			
20	S361080013	WASHER, SPRING	3	3			
21	S313080043	NUT	3	3			
22	S153082033	BOLT, W/WASHER	1	1			
23	S361140013	WASHER, SPRING	1	1			

FUEL SYSTEM

FIG. 61-01



FUEL SYSTEM

A-N41, B-N47

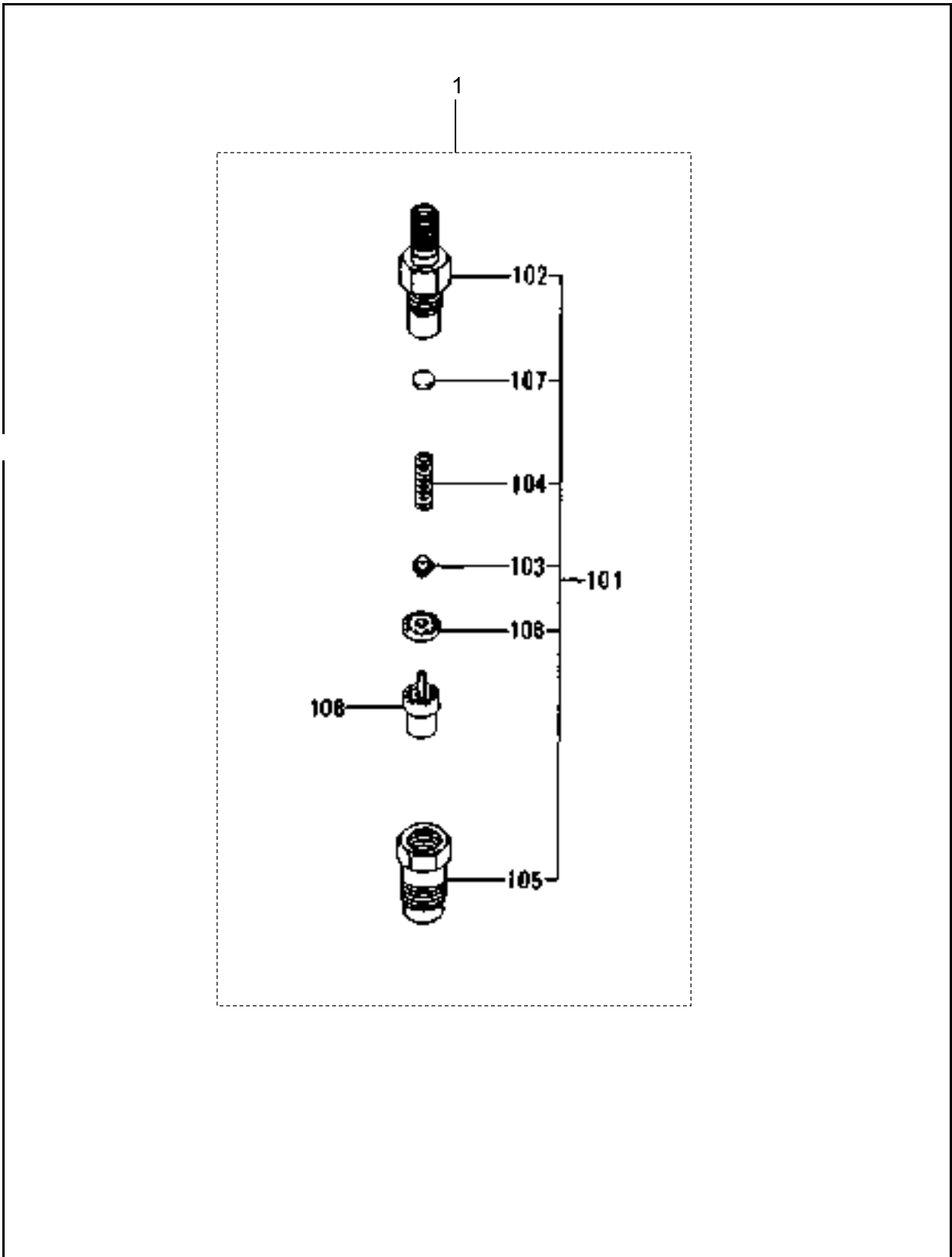
A-N41(Neo41), B-N47(Neo47)

FIG. 61-01

NO.	PART NO.	PART NAME & DESCRIPTION	QTY			APP. NO	REM.
			A	B	C		
1	Q1250126	PUMP ASSY, INJ.	*	1			
	Q1250127	PUMP ASSY, INJ.	1	*			
2	Q1250005	NOZZLE ASSY	4	4			
3	Q1250006	NUT	4	4			
4	Q1250007	GASKET, FUEL LEAK-OFF	4	4			
5	Q1250008	GASKET, NOZZLE	4	4			
6	Q1250009	CLAMP	2	2			
7	Q1250010	CLAMP	2	2			
8	S155062533	BOLT, W/WASHER	2	2			
9	Q1250011	PIPE, FUEL LEAK	1	1			
10	Q1250138	HOSE, FUEL	1	1			
11	S901001213	CLAMP, HOSE	2	2			
12	Q1250131	PIPE, INJ. No.1	1	1			
13	Q1250132	PIPE, INJ. No.2	1	1			
14	Q1250133	PIPE, INJ. No.3	1	1			
15	Q1250134	PIPE, INJ. No.4	1	1			
16	Q1250130	PIPE, FUEL	1	1			
17	Q1250128	FLANGE, INJ. PUMP	1	1			
18	Q1250015	O-RING	1	1			
19	Q1250129	GASKET	1	1			
20	S139083023	STUD	2	2			
21	Q1250017	RETAINER	2	2			
22	S361080013	WASHER, SPRING	2	2			
23	S313080043	NUT	2	2			
24	S153082033	BOLT, W/WASHER	1	1			
25	S361140013	WASHER, SPRING	1	1			

NOZZLE

FIG. 61- 02



NOZZLE

A-N41, B-N47

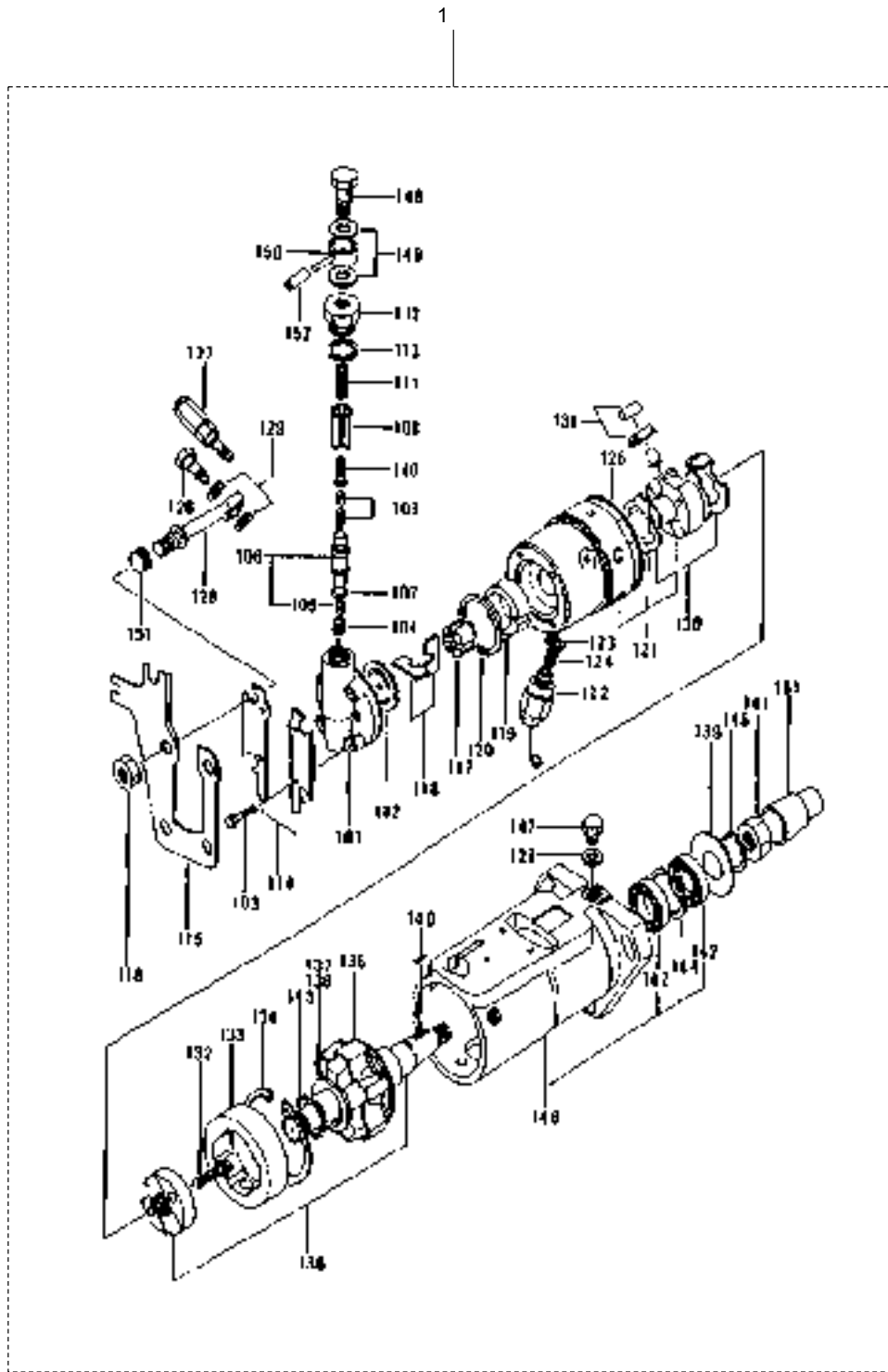
A-N41(Neo41), B-N47(Neo47)

FIG. 61- 02

NO.	PART NO.	PART NAME & DESCRIPTION	QTY			APP. NO	REM.
			A	B	C		
1	Q1250005	NOZZLE ASSY	4	4			
01	Q1250044	HOLLDER	4	4			
02	*	BODY ASSY	4	4			
03	*	PIN, PRESSURE	4	4			
04	*	SPRING, PRESSURE	4	4			
05	*	NUT, RETAINING	4	4			
06	*	PIECE, DISTANCE	4	4			
07	*	WASHER T=0.900	AR	AR			
		WASHER T=0.925	AR	AR			
		WASHER T=0.975	AR	AR			
		WASHER T=0.950	AR	AR			
		WASHER T=1.00	AR	AR			
		WASHER T=1.025	AR	AR			
		WASHER T=1.050	AR	AR			
		WASHER T=1.075	AR	AR			
		WASHER T=1.100	AR	AR			
		WASHER T=1.125	AR	AR			
		WASHER T=1.150	AR	AR			
		WASHER T=1.175	AR	AR			
		WASHER T=1.200	AR	AR			
		WASHER T=1.225	AR	AR			
		WASHER T=1.250	AR	AR			
		WASHER T=1.275	AR	AR			
		WASHER T=1.300	AR	AR			
		WASHER T=1.325	AR	AR			
		WASHER T=1.350	AR	AR			
		WASHER T=1.375	AR	AR			
		WASHER T=1.400	AR	AR			
		WASHER T=1.425	AR	AR			
		WASHER T=1.450	AR	AR			
		WASHER T=1.475	AR	AR			
		WASHER T=1.50	AR	AR			
		WASHER T=1.525	AR	AR			
		WASHER T=1.550	AR	AR			
		WASHER T=1.575	AR	AR			
		WASHER T=1.60	AR	AR			
		WASHER T=1.625	AR	AR			
		WASHER T=1.650	AR	AR			
		WASHER T=1.675	AR	AR			
		WASHER T=1.70	AR	AR			
		WASHER T=1.725	AR	AR			
		WASHER T=1.750	AR	AR			
		WASHER T=1.775	AR	AR			
		WASHER T=1.80	AR	AR			
		WASHER T=1.825	AR	AR			

INJECTION PUMP (MODEL DPA)

FIG. 61- 03-01



INJECTION PUMP (MODEL DPA)

A-N41, B-N47

A-N41(Neo41), B-N47(Neo47)

FIG. 61- 03-01

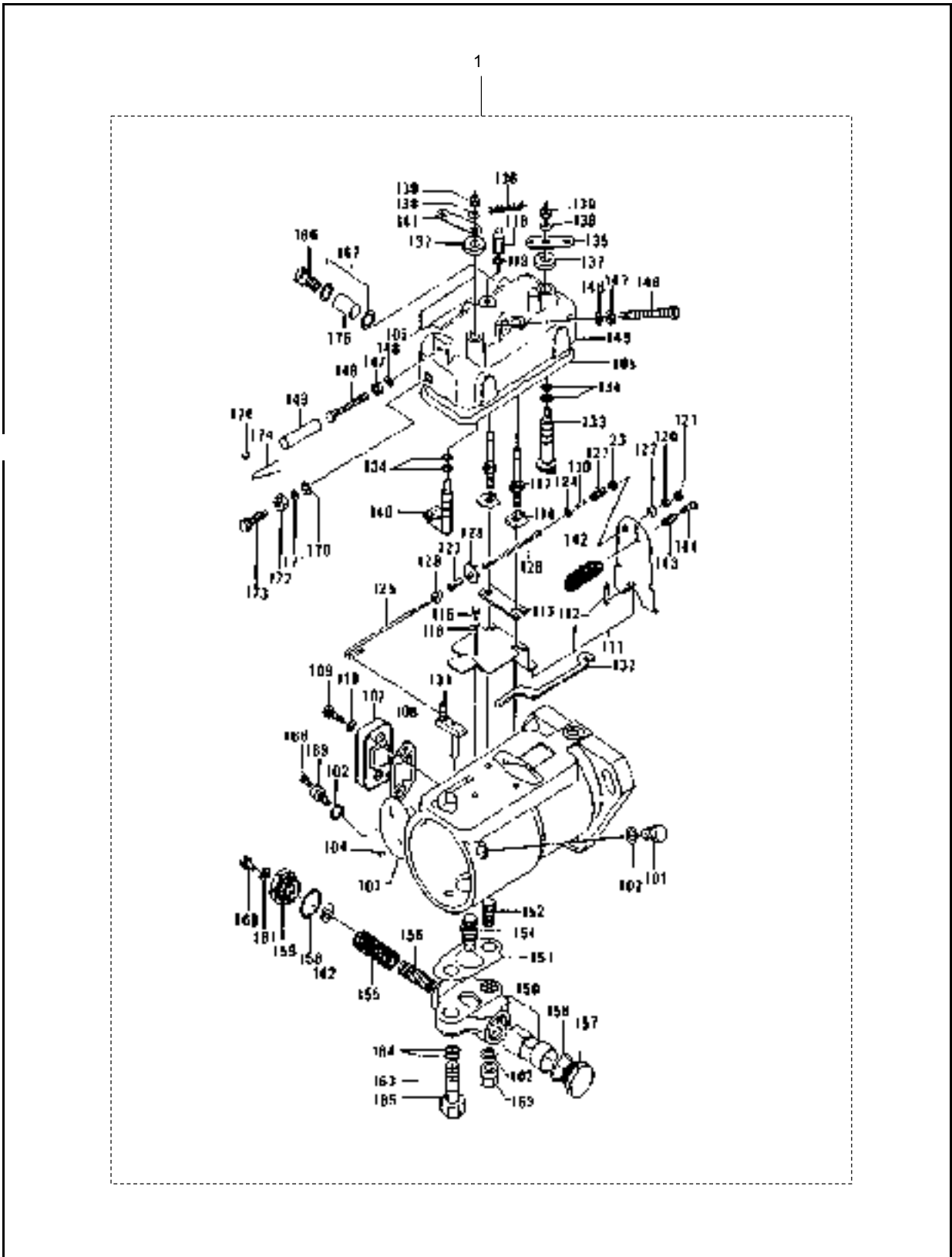
NO.	PART NO.	PART NAME & DESCRIPTION	QTY			APP. NO	REM.
			A	B	C		
1	Q1250069	PUMP ASSY, INJ.	1	*			
	Q1250069	PUMP ASSY, INJ.	*	1			
101	7184-073C	PLATE	1	1			
102	7180-147A	PLATE	1	1			
103	5334-315D	SCREW	4	4			
104	7123-439	SPRING	1	1			
105	Q1250055	PISTON	1	1			
106	Q1250048	SLEEVE & PISTON	1	1			
107	7180-453	WASHER, SLEEVE	1	1			
108	Q1250049	FILTER	1	1			
109	Q1250050	SPRING & GUIDE	1	1			
110	Q1250051	PLUG	1	1			
111	7123-551	SPRING	1	1			
112	7167-149	CONNECTOR	1	1			
113	NW5-77W4	WASHER	1	1			
114	7139-267	PLATE	2	2			
115	9080-595	PLATE	1	1			
116	7990-90	NUT	4	4			
117	7123-18	ROTPR	1	1			
118	Q1250052	BLADE	2	2			
119	Q1250053	LINER	1	1			
120	7139-43	SEAL	1	1			
121	Q1250054	HEAD & ROTOR	1	1			
122	Q1250046	SOLENOIDE	1	1			
123	9080-95	WASHER, SPRING	1	1			
124	9080-93	SPRING	1	1			
125	5855-30BC	SEAL	1	1			
126	7167-627	SHAFT	4	4			
127	*	VALVE	*	*			
128	Q1250056	VALVE	4	4			
129	Q1250057	WASHER	9	9			
130	7135-73A	PLATE KIT	1	1			
131	7135-72	ROLLER & SHOE	1	1			
132	5334-245	SCREW	2	2			
133	7139-819J	CAM	1	1			
134	5950-64A	CLIP	1	1			
135	7123-914G	WEIGHT	4	4			
136	Q1250058	SHAFT ASSY	1	1			
137	7167-89A	SLEEVE	1	1			
138	5936-124A	WASHER	1	1			
139	7139-955	WASHER	1	1			
140	NKI-22	KEY	1	1			
141	5330-439	NUT	1	1			
142	Q1250059	SEAL	2	2			
143	5921-16	RING	1	1			

04-05-01

00

INJECTION PUMP (MODEL DPA)

FIG. 61- 03-02



INJECTION PUMP (MODEL DPA)

A-N41, B-N47

A-N41(Neo41), B-N47(Neo47)

FIG. 61- 03-02

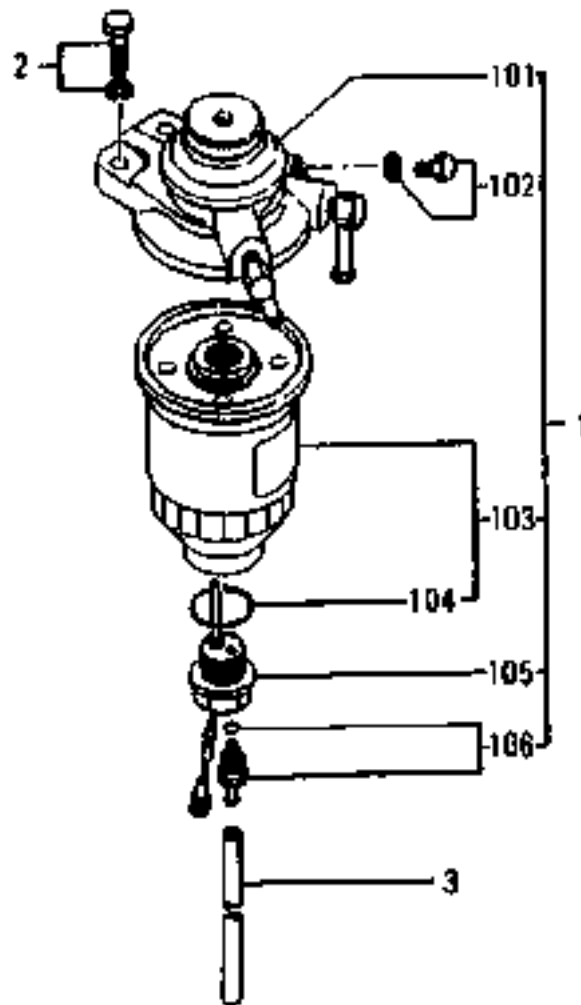
NO.	PART NO.	PART NAME & DESCRIPTION	QTY			APP. NO	REM.
			A	B	C		
1	Q1250069	PUMP ASSY, INJ.	1	*			
	Q1250070	PUMP ASSY, INJ.	*	1			
101	5334-280	PLUG, SCREW	1	1			
102	NW5-18W4	WASHER	3	3			
103	7990-63	PLATE, NAME	1	1			
104	NR21-4	RIVET	2	2			
105	7180-451	GASKET	1	1			
106	9080-650	PLATE, NAME	1	1			
107	7180-55B	COVER	1	1			
108	9045-137	GASKET	1	1			
109	5334-274	SCREW	2	2			
110	NPI-5	WASHER	2	2			
111	7135-76C	BRACKET KIT	1	1			
112	7123-89	SPRING	1	1			
113	7123-355	PLATE	1	1			
114	7123-600	WASHER	2	2			
115	5334-277	SCREW	1	1			
116	7167-331	WASHER	1	1			
117	7123-527	STUD	2	2			
118	9080-539	NUT	2	2			
119	5339-970	WASHER	2	2			
120	NU9-321	NUT	1	1			
121	5330-352	NUT	1	1			
122	7123-91	BALL	1	1			
123	5936-328	WASHER	1	1			
124	5936-313B	WASHER	1	1			
125	7123-81	HOOK	1	1			
126	7139-576	SPRING	1	1			
127	7139-566	SPRING	2	2			
128	7167-376	GUIDE	1	1			
129	7167-377	RETAINER	1	1			
130	7139-755	SPACER	1	1			
131	9080-129S	VALVE	1	1			
132	7123-304E	BAR	1	1			
133	7123-726A	SHAFT	1	1			
134	5855-30	SEAL	4	4			
135	9080-530	LEVER	1	1			
136	9080-106	SPRING	1	1			
137	9080-536	CAP	2	2			
138	9080-84	WASHER	2	2			
139	5330-406	NUT	2	2			
140	7123-770	SHAFT	1	1			
141	9080-206A	LEVER	1	1			
142	7123-898L	SPRING	1	1			
143	7123-92D	SPRING	1	1			

04-05-01

00

FUEL FILTER

FIG. 61- 04



FUEL FILTER

A-N41, B-N47

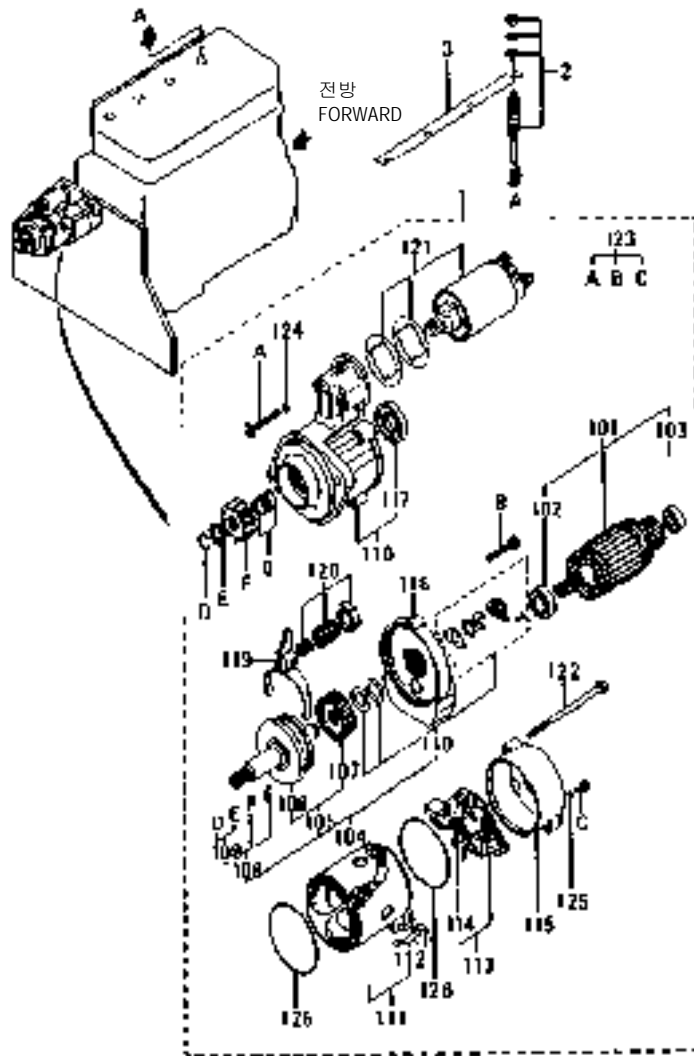
A-N41(Neo41), B-N47(Neo47)

FIG. 61- 04

NO.	PART NO.	PART NAME & DESCRIPTION	QTY			APP. NO	REM.
			A	B	C		
1	Q1250001	FILTER ASSY, FUEL	1	1			
101	Q1250002	BODY ASSY	1	1			
102	*	PLUG	1	1			
103	Q1250003	CARTRIDGE	1	1			
104	*	O-RING	1	1			
105	Q1250004	SENSOR	1	1			
106	*	PLUG	1	1			
2	S153082533	BOLT, W/WASHER	2	2			
3	Q0720001	TUBE	1	1			

STARTER (12V-2.2KW)

FIG. 66



STARTER (12V-2.2KW)

A-N41, B-N47

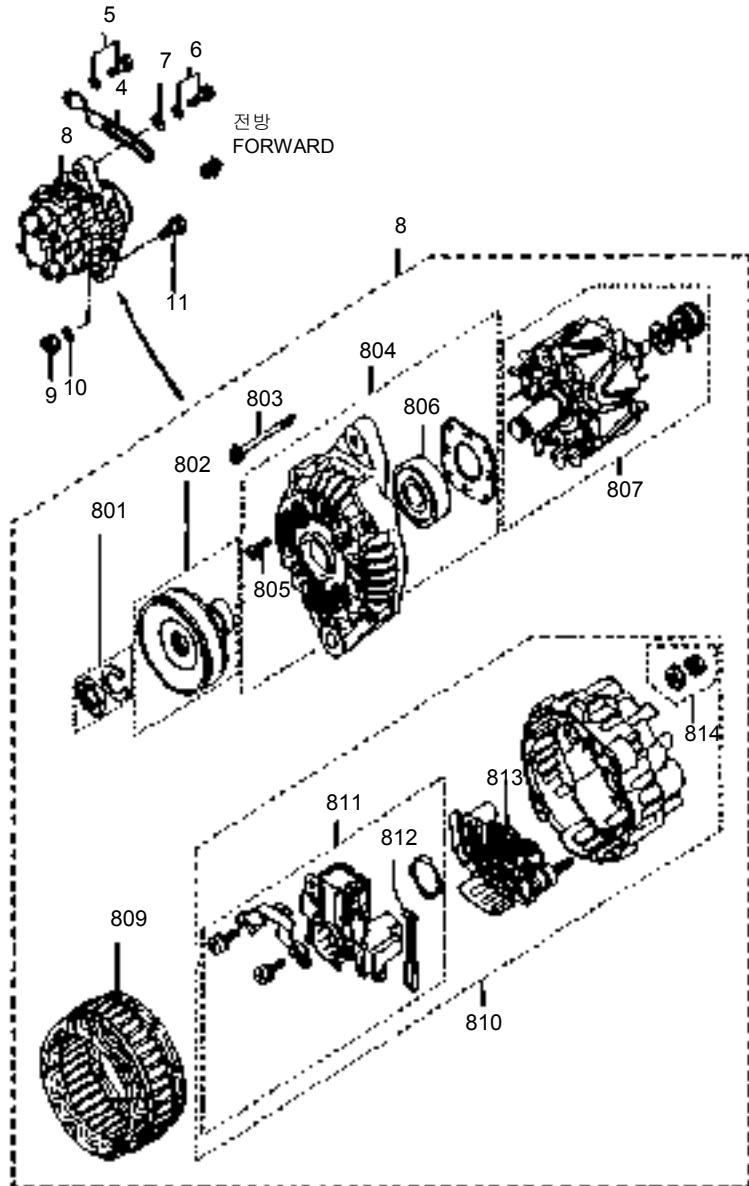
A-N41(Neo41), B-N47(Neo47)

FIG. 66

NO.	PART NO.	PART NAME & DESCRIPTION	QTY			APP. NO	REM.
			A	B	C		
1	Q1700001	STARTER ASSY	1	1			
01	T200B01601	ARMATURE ASSY	1	1			
02	K500463	BEARING	1	1			
03	K400058	BEARING	1	1			
04	4EM0697	WASHER	1	1			
05	TM300C02801	SHAFT ASSY	1	1			
06	3EM0767	GEAR	1	1			
07	4EM1663	YORK ASSY	1	1			
08	TM009C02201	REAR BRACKET ASSY	1	1			
09	3EM0767	HOLDER ASSY, BRUSH	1	1			
10	4EM1663	RING, RUBBER	2	2			
11	TM190C00301	SCREW, FLANGE	2	2			
12	4EM1543	PLATE, HOLDER	1	1			
13	4EM0713	WASHER, ADJUST	1	1			
14	4EM0714	STOPPER, CENTER	1	1			
15	4EM1608	COVER, HOLDER	1	1			
16	4EM1713	SCREW, FLANGE	2	2			
17	4EM1596	PLATE, HOLDER	2	2			
18	4EM1573	SPRING A	1	1			
19	4EM1574	SPRING B	1	1			
20	4EM1760	PACKING	1	1			
21	4EM1057	SCREW, FLANGE	2	2			
22	TM400B02501	SWITCH ASSY	1	1			
23	4EM2047	THROUGH BOLT	1	1			
2	Q1800001	PLUG, GLOW	4	4			
3	Q1800002	PLATE, CONNECTION	1	1			

ALTERNATOR (12V- 45)

FIG. 68



ALTERNATOR (12V- 45)

A-N41, B-N47

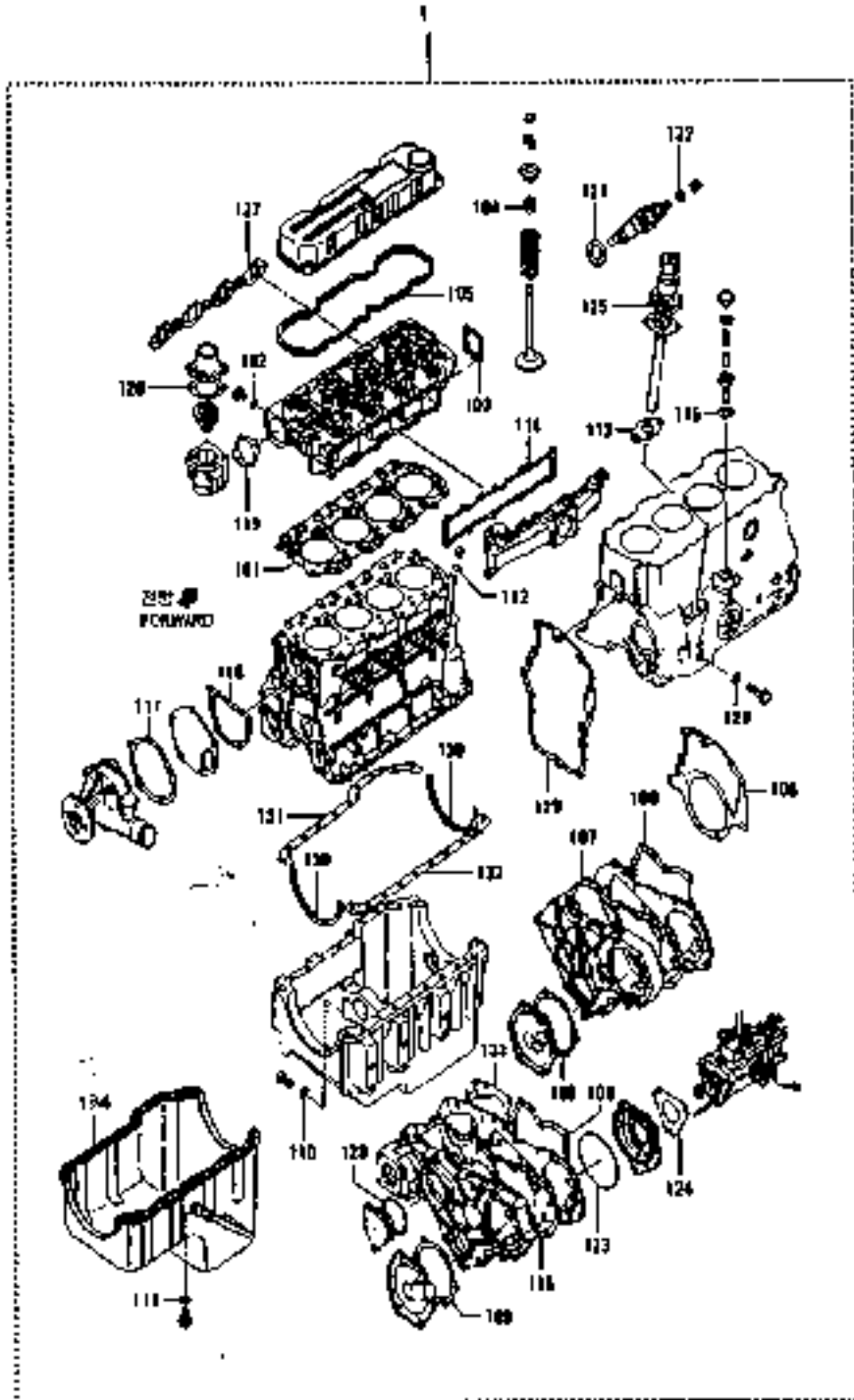
A-N41(Neo41), B-N47(Neo47)

FIG. 68

NO.	PART NO.	PART NAME & DESCRIPTION	QTY			APP. NO	REM.
			A	B	C		
1	Q1750003	BRACKET, ALTERNATOR	*	*			
2	S154102033	BOLT, W/WASHER	*	*			
3	S156104033	BOLT, W/WASHER	*	*			
4	Q1750002	PLATE, ADJUST	1	1			
5	S153082033	BOLT, W/WASHER	1	1			
6	S159082033	BOLT, W/WASHER	1	1			
7	S364100033	WASHER, PLN	1	1			
8	Q1750001	ALTERNATOR	1	1			
01	A902C0107	HEX NUT	1	1			
02	A903C0101	WASHER, SPRING	1	1			
03	TA01603301	PULLEY	1	1			
04	A091C0311	SPACER	1	1			
05	A094C0301	THROUGH BOLT	4	4			
06	TA300B04401	F/R BRACKET ASSY	1	1			
07	A905C0103	FLANGE SCREW	4	4			
08	K500811	BERAING F/R	1	1			
09	TA00C02701	ROTOR ASSY	1	1			
10	K402968	BEARING F/R	1	1			
11	TA100C02201	STARTOR	1	1			
12	TA400B06501	R/R BRACKET ASSY	1	1			
13	TA600C02501	RECTIFILER ASSY	1	1			
14	A500C0061	REGULATOR ASSY	1	1			
15	A934C0107	BUSH SPRING	2	2			
16	A933C0602	BRUSH	2	2			
17	4EA1129	FLANGE NUT	1	1			
18	A909C0201	MOLD	1	1			
9	S314100043	NUT	1	1			
10	S361100013	WASHER, SPRING	1	1			
11	S103106543	BOLT	1	1			

OVERHAUL GASKET KIT

FIG. 94



OVERHAUL GASKET KIT

A-N41, B-N47

A-N41(Neo41), B-N47(Neo47)

FIG. 94

NO.	PART NO.	PART NAME & DESCRIPTION	QTY			APP. NO	REM.
			A	B	C		
1	Q0650009	GSAKET KIT	1	1			
	Q0650010	GASKET KIT	*	*			
01	Q1160013	GASKET, CYL. HEAD	1	1			
02	Q1160011	GASKET	1	1			
03	Q1160016	GASKET	1	1			
04	Q1210015	SEAL, VALVE STEM	8	8			
05	Q1150004	GSAKET, ROCKER	1	1			
06	Q1550005	GASKET	*	*			
07	Q1300030	GASKET, GEAR	*	*			
08	Q1300014	GASKET	1	1			
09	Q1300021	GASKET, REAR	1	1			
10	Q0650003	GASKET, OIL PAN	2	2			
11	Q0650006	GASKET	*	*			
12	Q0650005	O-RING, LEVEL GAGUE	1	1			
13	Q1100043	GASKET	1	1			
14	Q1600006	GASKET, IN. MANIFOLD	1	1			
15	Q1300015	GASKET	1	1			
16	Q0650004	GASKET	1	1			
17	Q1350023	GASKET, WATER	1	1			
18	Q1350007	GASKET, WATER	1	1			
19	Q1350012	GASKET	1	1			
20	Q1350010	GASKET	1	1			
21	Q1250008	GASKET, NOZZLE	1	1			
22	Q1250007	GASKET	2	2			
23	Q1250015	GASKET	2	2			
24	Q1250016	GASKET, INJ. PUNP	1	1			
25	Q1400005	GASKET	1	1			
26	Q1400007	GASKET	1	1			
27	Q1650003	GASKET	1	1			
28	S80207512	O-RING	1	1			
29	Q1550023	GASKET	1	1			
30	Q1450031	U-SEAL	2	2			
31	Q1450038	GASKET, OIL PAN A	1	1			
32	Q1450039	GASKET, OIL PAN B	1	1			
33	Q1300025	GASKET	*	*			
34	Q1450014	GASKET	*	*			