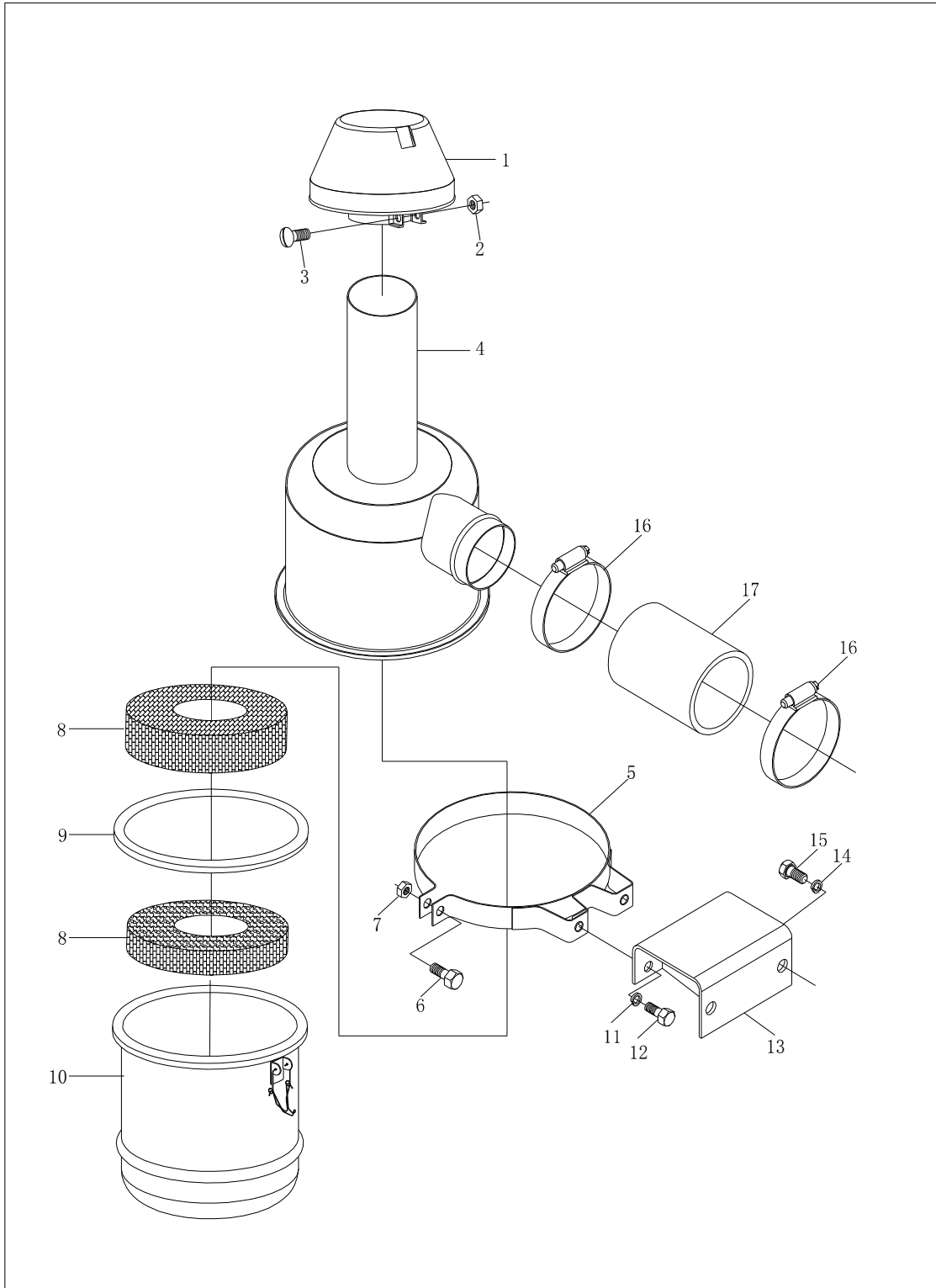


**PARTS CATALOGUE OF LUZHONG  
SERIES 40 WHEELED TRACTORS**



# 11 空气滤清系总成

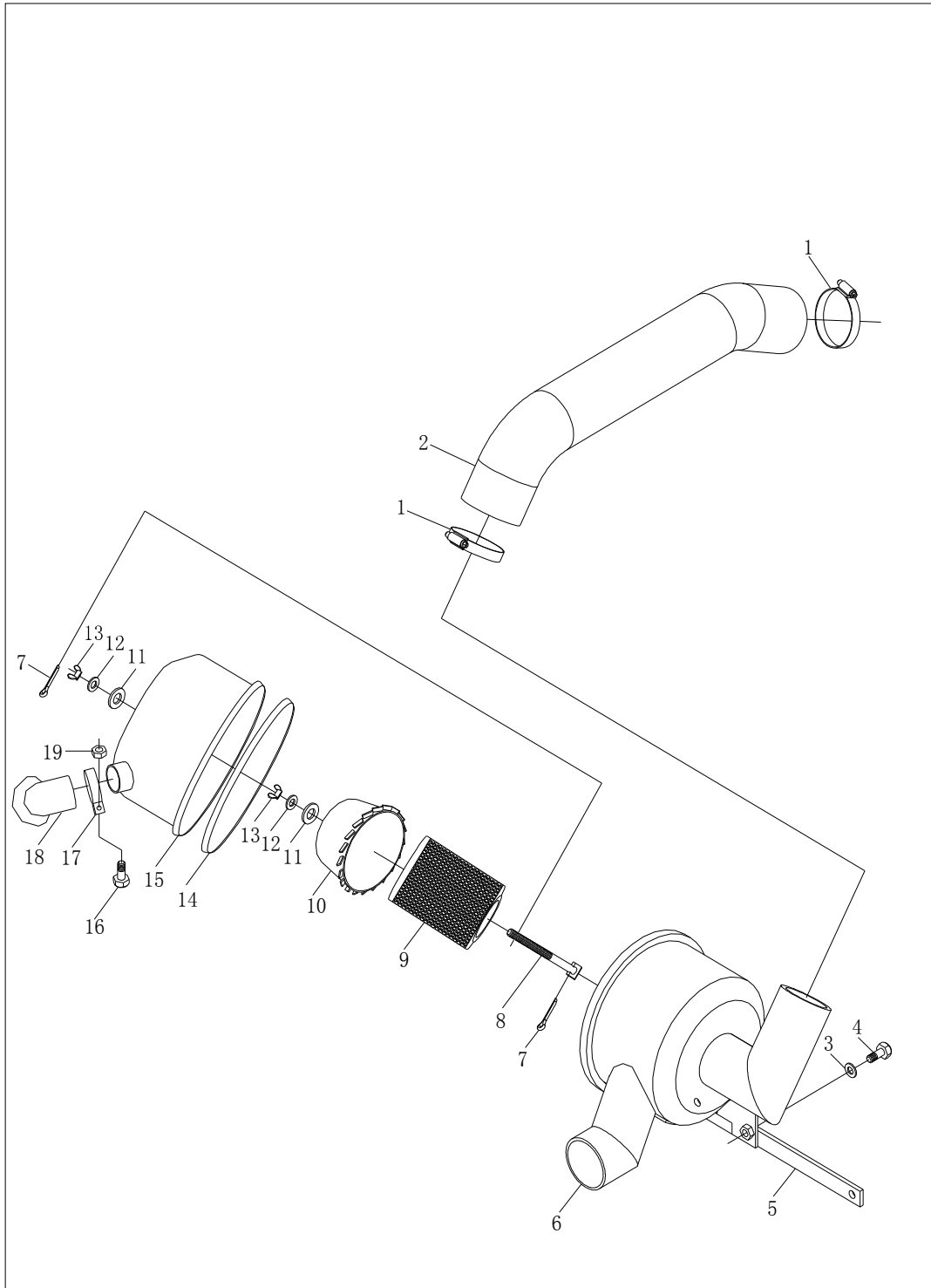


## 11 空气滤清系总成 Air Cleaner Assembly①

标号No.	零部件代号	Part Name and Standards	零部件名称及规格	适用机型和用量 (件) Applied Tractor Models and Qty. (Piece)					
	Drawing No.			LZT 300	LZT 304	LZT 350	LZT 354	LZT400 /450/480 /500/520 /550	LZT404 /454/484 /504/524 /554
	<b>LZT 300.11.010</b>	Air cleaner ssembly	空气滤清器总成	1	1	1	1	1	1
1	<b>LZT 300.11.010-01</b>	Preliminary filter	粗滤器部件	1	1	1	1	1	1
2	<b>GB/T 39</b>	Square nut M8-Product grade C	方螺母M8-C级	1	1	1	1	1	1
3	<b>GB/T 5781</b>	Hexagon head bolt Full thread-Product grade C M6×30-Zn.D	全螺纹螺母M6X30-ZN	1	1		1	1	1
4	<b>LZT 300.11.010-02</b>	Fine filter	清滤器部件	1	1	1	1	1	1
5	<b>LZT 300.11.010-03</b>	Setup belt	安装带部件	1	1	1	1	1	1
6	<b>GB/T 5783</b>	Hexagon head bolt-Full thread M8×35-Zn.D	全螺纹螺母M8X35-ZN	1	1	1	1	1	1
7	<b>GB/T 6170</b>	Hexagon nut,style 1 M8	I型 螺母M8	1	1	1	1	1	1
8	<b>LZT300.11.010-04</b>	Fine filter	细滤器部件	2	2	2	2	2	2
9	<b>LZT 300.11.010-05</b>	Sealing ring,fine filter	细滤器密封圈	1	1	1	1	1	1
10	<b>LZT 300.11.010-06</b>	Oil pan	储油罐部件	1	1	1	1	1	1
11	<b>GB/T 93</b>	Single coil spring lock washer 10 -Normal type	垫圈10	2	2	2	2	2	2
12	<b>GB/T 5783</b>	Hexagon head bolt-Full thread M10×25-Zn.D	螺栓M10×25-Zn.D	2	2	2	2	2	2
13	<b>LZT 300.11.011</b>	Bracket weldment	支架焊合	1	1	1	1	1	1
14	<b>GB/T 93</b>	Single coil spring lock washer 8 -Normal type	垫圈8	2	2	2	2	2	2
15	<b>GB/T 5783</b>	Hexagon head bolt-Full thread M8×16-Zn.D	螺栓M8×16-Zn.D	2	2	2	2	2	2
16	<b>ZBJ5001</b>	Clamp d80	喉箍d80	2	2	2	2	2	2
17	<b>LZT 300.11.102</b>	Air hose	空气软管	1	1	1	1	1	1

Note: ①Lijia engine for external wet air cleaner.注: 外置湿式配力佳柴油机

11A/11C 空气滤清系总成



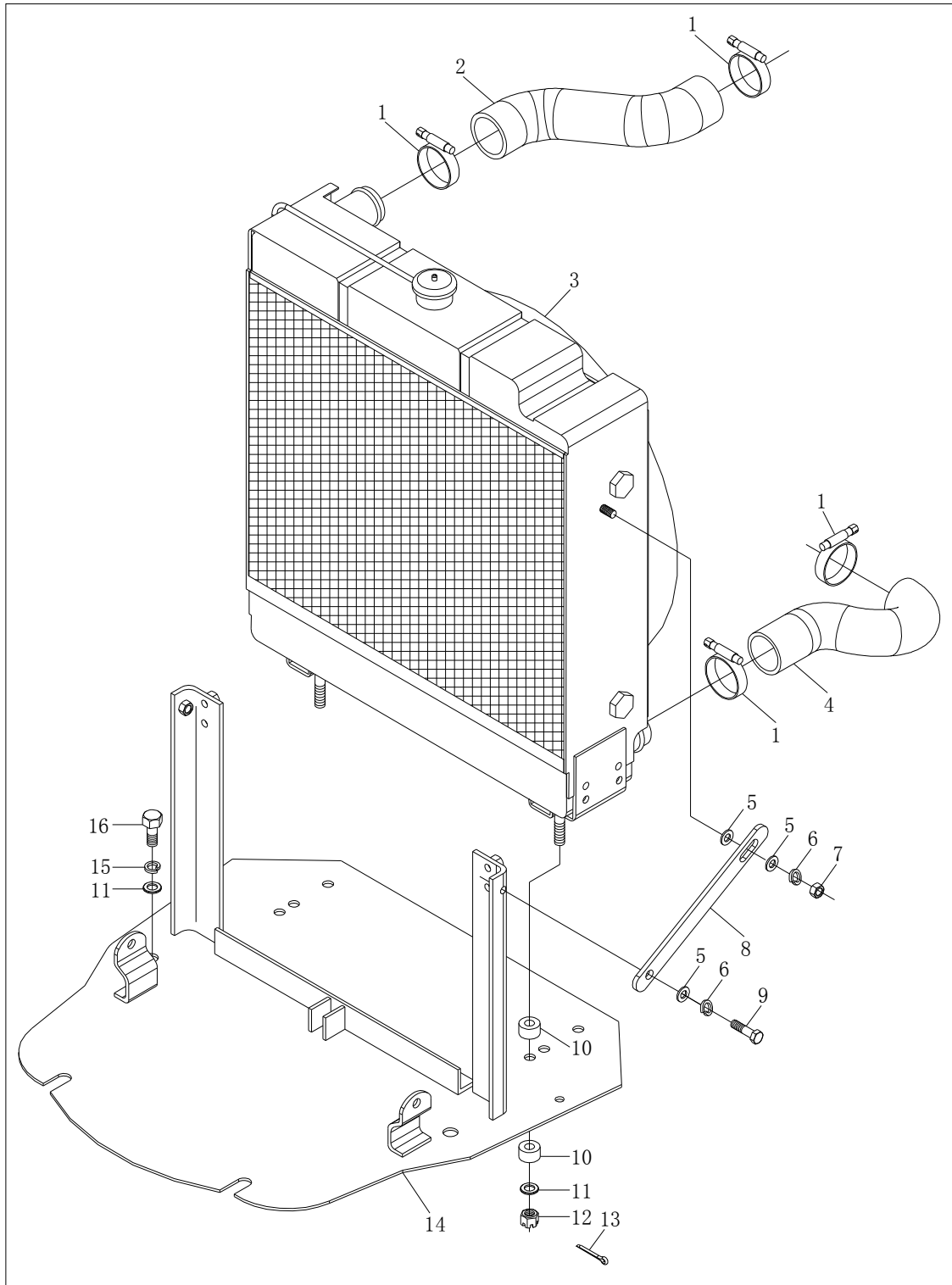


## 11A/11C 空气滤清系总成 Air Cleaner Assembly

标号 No.	零部件代号	Part Name and Standards	零部件名称及规格	适用机型和用量 (件) Applied Tractor Models and Qty. (Piece)					
	Drawing No.			LZT 300	LZT 304	LZT 350	LZT 354	LZT400 /450/480 /500/520 /550	LZT404 /454/484 /504/524 /554
	LZT 300.11.010	Air cleaner assembly	空气滤清器总成	0	1	1	1	1	1
1	ZBJ15001	Clamp D80	喉箍d80	2	2	2	2	2	2
2	LZT 300.11A.101 <sup>①</sup>	Intake hose	进气软管	1	1	1	1	1	1
	LZT 300.11A.101 <sup>②</sup>	Intake hose	进气软管	1	1	1	1	1	1
3	GB/T 97.1	Plain washer 8-Product grade A	垫圈8	8	8	8	8	8	8
4	GB/T 5783	Hexagon head bolt-Full thread M8×25-Zn.D	螺栓M8×25-Zn.D	8	8	8	8	8	8
5	LZT 300.11A.102	Bracket,air cleaner	空气滤清器支架	2	2	2	2	2	2
6	LZT 300.11A.010-03	Upper cover weldment	上盖合件	1	1	1	1	1	1
7	GB/T 91	Split pin	开口销	2	2	2	2	2	2
8	LZT 300.11A.010-04	Bolt with hole	带孔螺栓	1	1	1	1	1	1
9	LZT 300.11A.010-05	Cartridge	滤芯	1	1	1	1	1	1
10	LZT 300.11A.010-06	Cartridge house	滤芯壳	1	1	1	1	1	1
11		Rubber cushion	橡胶垫	2	2	2	2	2	2
12	GB/T 97.1	Plain washer 8-Product grade A	平垫圈8-A级	2	2	2	2	2	2
13	GB/T 62	Wing nut M8	蝶形螺母M8	2	2	2	2	2	2
14		Rubber sealing ring	橡胶密封圈	1	1	1	1	1	1
15	LZT 300.11A.010-07	Lower cover weldment	下盖焊合	1	1	1	1	1	1
16	GB/T 818	Pan head screw with cross recess	十字槽盘头螺钉	1	1	1	1	1	1
17	LZT 300.11A.010-08	Clamp	卡箍	1	1	1	1	1	1
18		Dust bag	排尘袋	1	1	1	1	1	1
19	GB/T 6170	Hexagon nut,style 1 M5	I型六角螺母	1	1	1	1	1	1

Note: ①Lijia engine for external wet air cleaner. ②Jiangdong engine for built - in dust air cleaner  
注: ①内置干式配力佳柴油机②内置干式配江动柴油机

### 300.13 冷却系总成



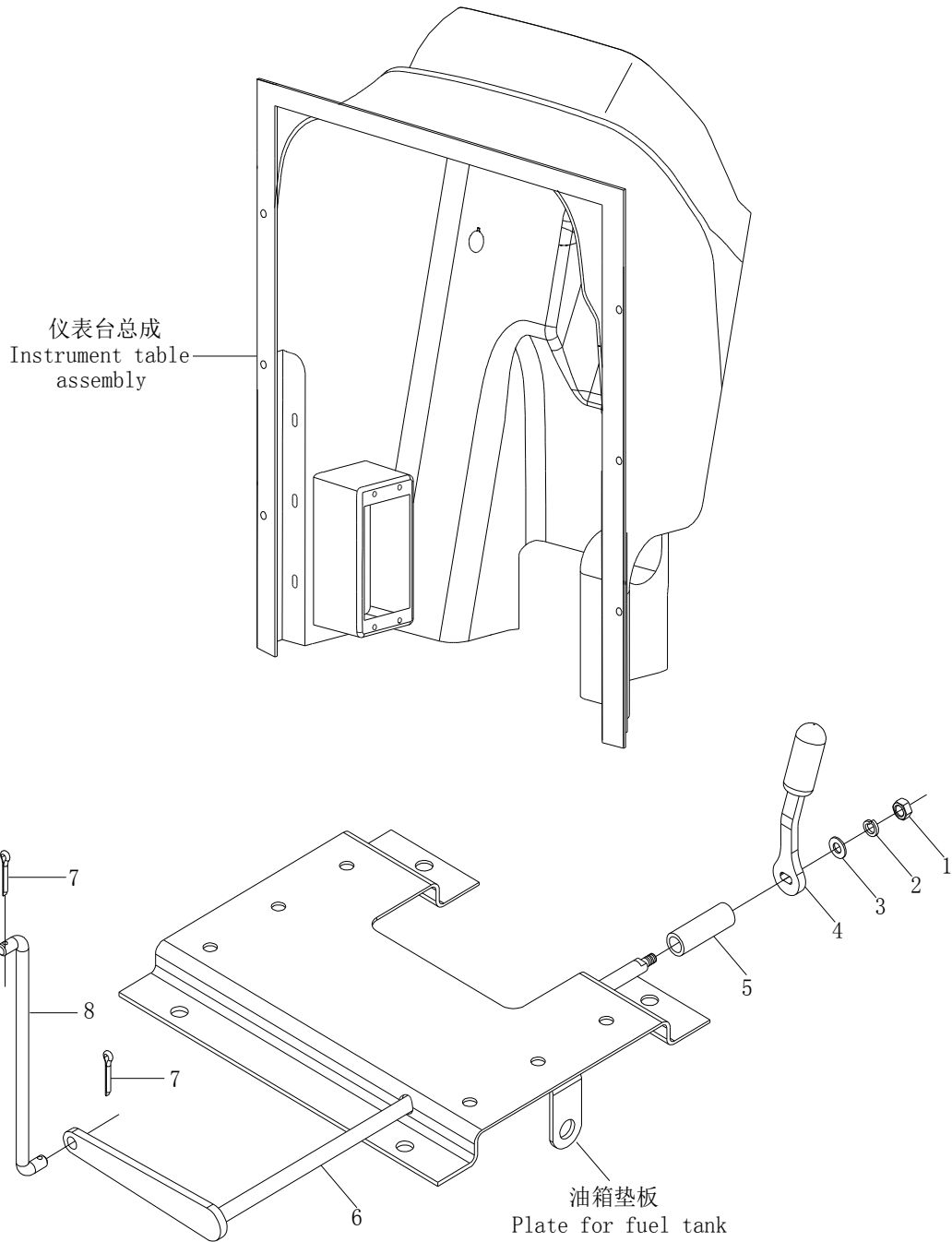
## 13/13C/13D 冷却系总成 Cooling System Assembly

序号 No.	零部件代号	Part Name and Standards	零部件名称 及规格	适用机型和用量 (件) Applied Tractor Models and Qty. (Piece)					
	Drawing No.			LZT 300	LZT 304	LZT 350	LZT 354	LZT400 /450/480 /500/520 /550	LZT404 /454/484 /504/524 /554
1	ZBJ15001	Clamp d60	喉箍d60	4	4	4	4	4	4
2	LZT300.13.101①	Inlet hose of water	进水软管	1	1	1	1	1	1
	LZT300.13C.101② ③	Inlet hose of water tank	水箱进水管	1	1	1	1		
3	LZT300.13.010①	Radiator assembly	散热器总成	1	1	1	1		
	LZT300.13C.010②	Radiator assembly(with guard net)	散热器总成	1	1	1	1		
	LZT300.13D.010③	Radiator assembly	散热器总成	1	1	1	1		
	LZT400.13.010④	Radiator assembly	散热器总成					1	1
4	LZT300.13.102①	Outlet hose of water	出水软管	1	1	1	1	1	1
	LZT300.13C.104② ③	Outlet hose of water tank	水箱出水管	1	1	1	1		
5	GB/T96	Large washer 8	大垫圈8	6	6	6	6	6	6
6	GB/T93	Single coil spring lock washer 8-Normal type	弹性垫圈8	4	4	4	4	4	4
7	GB/T6170	Hexagon nut,style 1 M8-Zn.D	螺母M8-Zn.D	2	2	2	2	2	2
8	LZT300.13.204	Drawbar unit	拉杆	2	2	2	2	2	2
9	GB/T5781	Hexagon head bolt-Full thread-Product grade C M8×30-Zn.D	螺栓M8×20-Zn.D	2	2	2	2	2	2
10	LZT650.13.112	Rubber washer	橡胶垫块	4	4	4	4	4	4
11	GB/T5287	Extra large series 10	特大垫圈10	6	6	6	6	6	6
12	GB/T6178	Hexagon slotted and castle nut,style 1 M10-Zn.D	开口螺母M10-Zn.D	2	2	2	2	2	2
13	GB/T91	Split pin 2.5×30	销2.5×30	2	2	2	2	2	2
14	LZT300.13.020	Bracket weldment of waqter tank	水箱支架焊合	1	1	1	1	1	1
15	GB/T93	Single coil spring lock washer 10 - Normal type	垫圈10	4	4	4	4	4	4
16	GB/T5781	Hexagon head bolt-Full thread-Product grade C M10×25-Zn.D	螺栓M10×25-Zn.D	4	4	4	4	4	4

Note: ①Adopt Model Lijia SL21058 engine.②Adopt Model Jiangdong TY3951T engine,radiator with guard net. ③Adopt Model Jiangdong TY3951T engine. ④Adopt Model Lijia SL3105 engine.

①配力佳SL2105发动机②配江动TY3951T发动机③配江动TY3951T发动机④配力佳SL3105发动机

# 14 减压机构总成

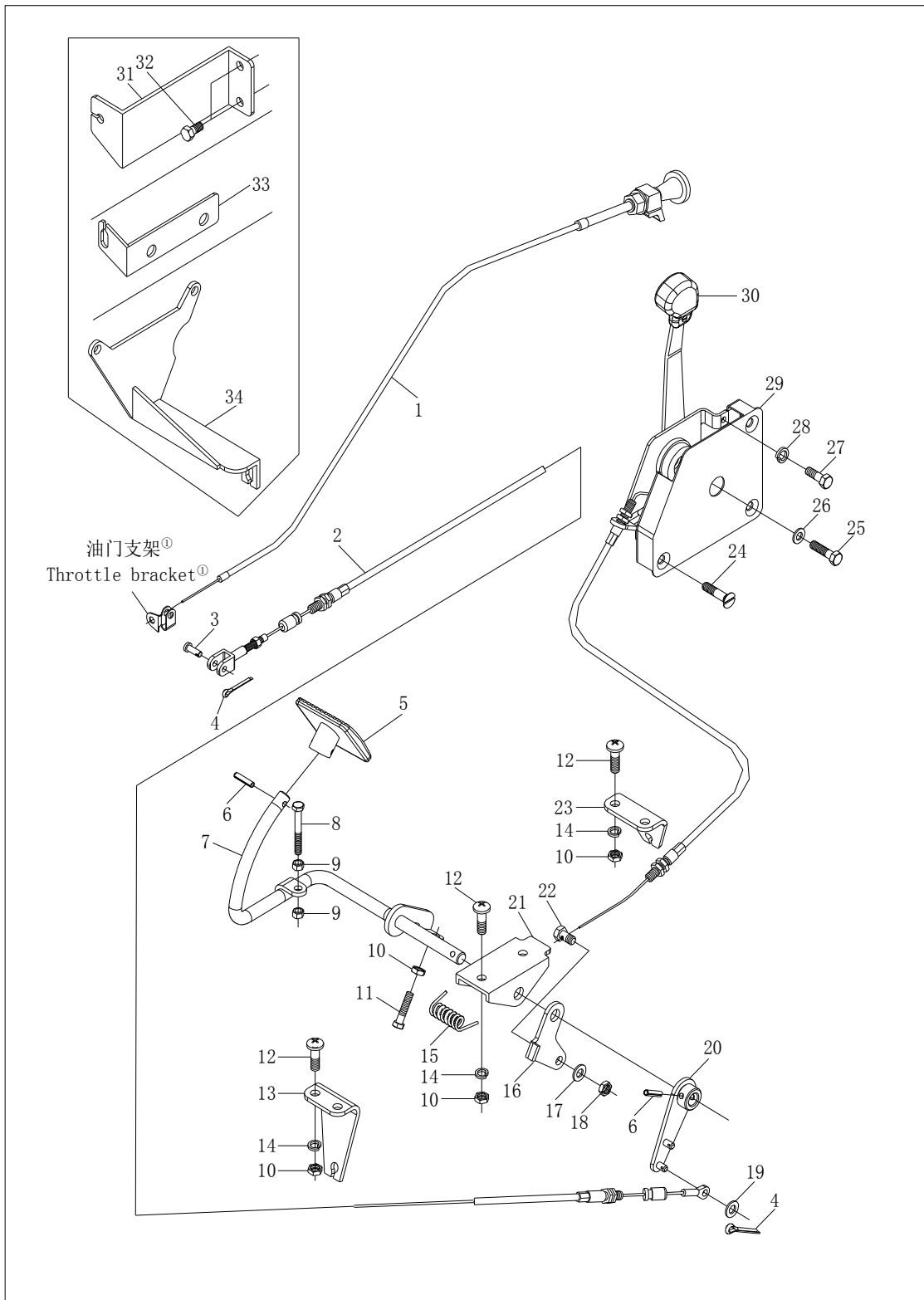


## 14 减压机构总成

### Pressure-Reducing Mechanism Assembly

序号 No.	零部件代号	Part Name and Standards	零部件名称及 规格	适用机型和用量 (件) Applied Tractor Models and Qty. (Piece)					
	Drawing No.			LZT 300	LZT 304	LZT 350	LZT 354	LZT400 /450/480 /500/520 /550	LZT404 /454/484 /504/524 /554
1	GB/T6170	Hexagon nut, style 1 M6-Zn.D	螺母M6-Zn.D	1	1	1	1	1	1
2	GB/T93	Single coil spring lock washer6 - Normal type	垫圈6	1	1	1	1	1	1
3	GB/T97.1	Plain washer 6- Product grade A	垫圈6	1	1	1	1	1	1
4	LZT300.14.010	Control lever weldment	操纵手柄焊合 件	1	1	1	1	1	1
5	LZT300.14.103	Sleeve	套筒	1	1	1	1	1	1
6	LZT300.14.020	Control rod weldment	减压操纵杆焊 合件	1	1	1	1	1	1
7	GB/T91	Split pin 3.2×18	销3.2×18	2	2	2	2	2	2
8	LZT300.14.106	Pressure-reducing link rod	减压连杆	1	1	1	1	1	1

## 20 发动机操纵机构总成



## 20 发动机操纵机构总成 Control Mechanism Assembly of the Engine

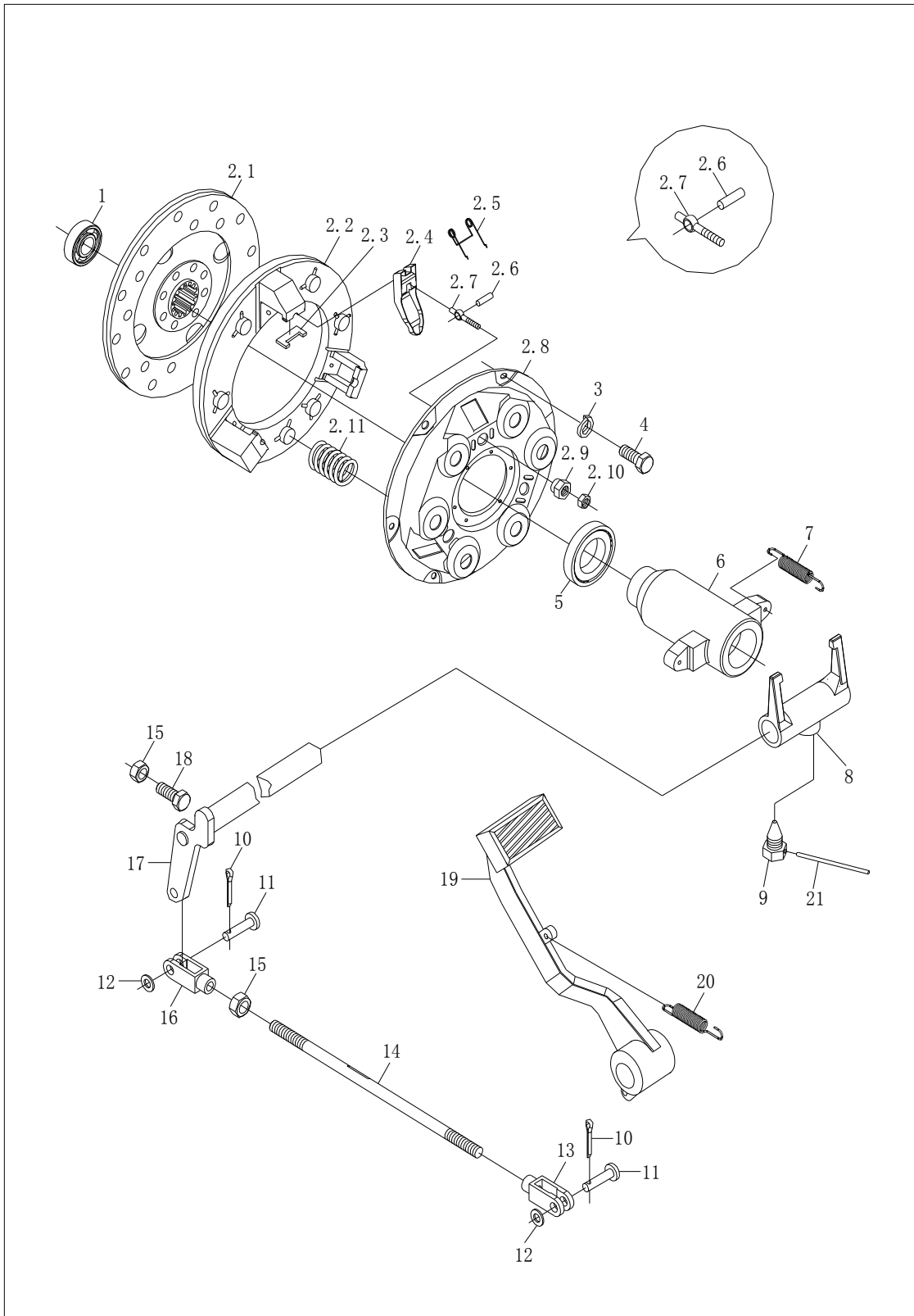
序号 No.	零部件代号	Part Name and Standards	零部件名称 及规格	适用机型和用量 (件) Applied Tractor Models and Qty. (Piece)					
	Drawing No.			LZT 300	LZT 304	LZT 350	LZT 354	LZT400 /450/480 /500/520 /550	LZT404 /454/484 /504/524 /554
1	LZT300.20.018	Extinguish wire assembly	熄火拉线总成	1	1	1	1		
	LZT400.20.018①	Extinguish wire assembly	熄火拉线总成	1	1	1	1	1	1
2	LZT300.20.014	Foot throttle wire assembly	脚油门拉线总成	1	1	1	1	1	1
3	GB/T882	Pin roll B5×20- Zn.D	销轴B5×20- Zn.D	1	1	1	1	1	1
4	GB/T91	Split pin2×12	开口销2×12	2	2	2	2	2	2
5	LZT650.20.101	Foot pedal	脚踏板	1	1	1	1	1	1
6	GB/T879	Spring-type straight pin5×20	销5×20	2	2	2	2	2	2
7	LZT300.20.013	Foot pedal rocker weldment	脚踏板摇臂焊合	1	1	1	1	1	1
8	GB/T5781	Hexagon head bolt- full thread-Product grade C M6×40- Zn.D	螺栓M6×40- Zn.D	1	1	1	1	1	1
9	GB/T6172	Hexagon thin nut M6-Nn.D	螺母M6-Zn.D	3	3	3	3	3	3
10	GB/T6172	Hexagon thin nut M8-Nn.D	螺母M8-Zn.D	8	8	8	8	8	8
11	GB/T5781	Hexagon head bolt- full thread-Product grade C M6×45- Zn.D	螺栓M8×45- Zn.D	1	1	1	1	1	1
12	GB/T818	Cross recessed pan head screw M8×20	螺钉M8×20	6	6	6	6	6	6
13	LZT300.20.106	Bracket for foot throttle wire	脚油门拉线支架	1	1	1	1	1	1
14	GB/T93	Single coil spring lock washer 8- Normal type	垫圈8	8	8	8	8	6	6
	GB/T93②	Single coil spring lock washer 8- Normal type	垫圈8	6	6	6	6		

续表1 Continued One

15	LZT650.20.104	Torsion spring	扭簧	1	1	1	1	1	1
16	LZT650.20.114	Hand throttle rocker	手油门摇臂	1	1	1	1	1	1
17	GB/T97.1	Plain washer 8-Product grade A	垫圈8	3	3	3	3	1	1
	GB/T97.1②	Plain washer 8-Product grade A	垫圈8	1	1	1	1		
18	GB/T6170	Hexagon nut,style 1 M8-Zn.D	螺母M8-Zn.D	1	1	1	1	1	1
19	GB/T97.1	Plain washer 6-Product grade A	垫圈6	1	1	1	1	1	1
20	LZT300.20.011	Foot throttle rocker weldment	脚油门摇臂焊合	1	1	1	1	1	1
21	LZT650.21.108	Throttle bracket	油门支架	1	1	1	1	1	1
22	LZT650.20.133	Fastening bolt	紧固螺钉	1	1	1	1	1	1
23	LZT300.21.105	Bracket for hand throttle wire	手油门拉线支架	1	1	1	1	1	1
24	GB/T68	Slotted countersunk head screw M8×30	螺钉M8×30	3	3	3	3	3	3
25	GB/T5780	Hexagon head bolt M10×45-Zn.D	螺栓M10×45-Zn.D	1	1	1	1	1	1
26	GB/T96	Large washer 10	垫圈10	1	1	1	1	1	1
27	GB/T5781	Hexagon head bolt-Full thread-Product grade C M6×16-Zn.D	螺栓M6×16-Zn.D	3	3	3	3	3	3
28	GB/T93	Single coil spring lock washer 6-Normal type	垫圈6	3	3	3	3	3	3
29	LZT700.20.324	Hand throttle cap	手油门盖	1	1	1	1	1	1
30	LZT700.20.019	Hand throttle assembly	手油门总成	1	1	1	1	1	1
31	LZT300.20B.102②	Bracket for wire	拉线支架	1	1	1	1		
32	GB/T5781②	Hexagon head bolt-Full thread-Product grade C M8×16-Zn.D	螺栓M8×16-zn.D	2	2	2	2		
33	LZT300.20C.103③	Bracket for wire	发动机油门支架	1	1	1	1		
34	LZT400.20.102	Bracket for wire	拉线支架					1	1
Note: ①Adopt three-cylinder engine. ②Adopt Lijia engine(dust-type). ③Adopt Jiangdong engine(wet-type). 注: ①配三缸柴油机 ②配力佳柴油机(干式) ③配江动柴油机(湿式)									



300.21/350.21 离合器总成



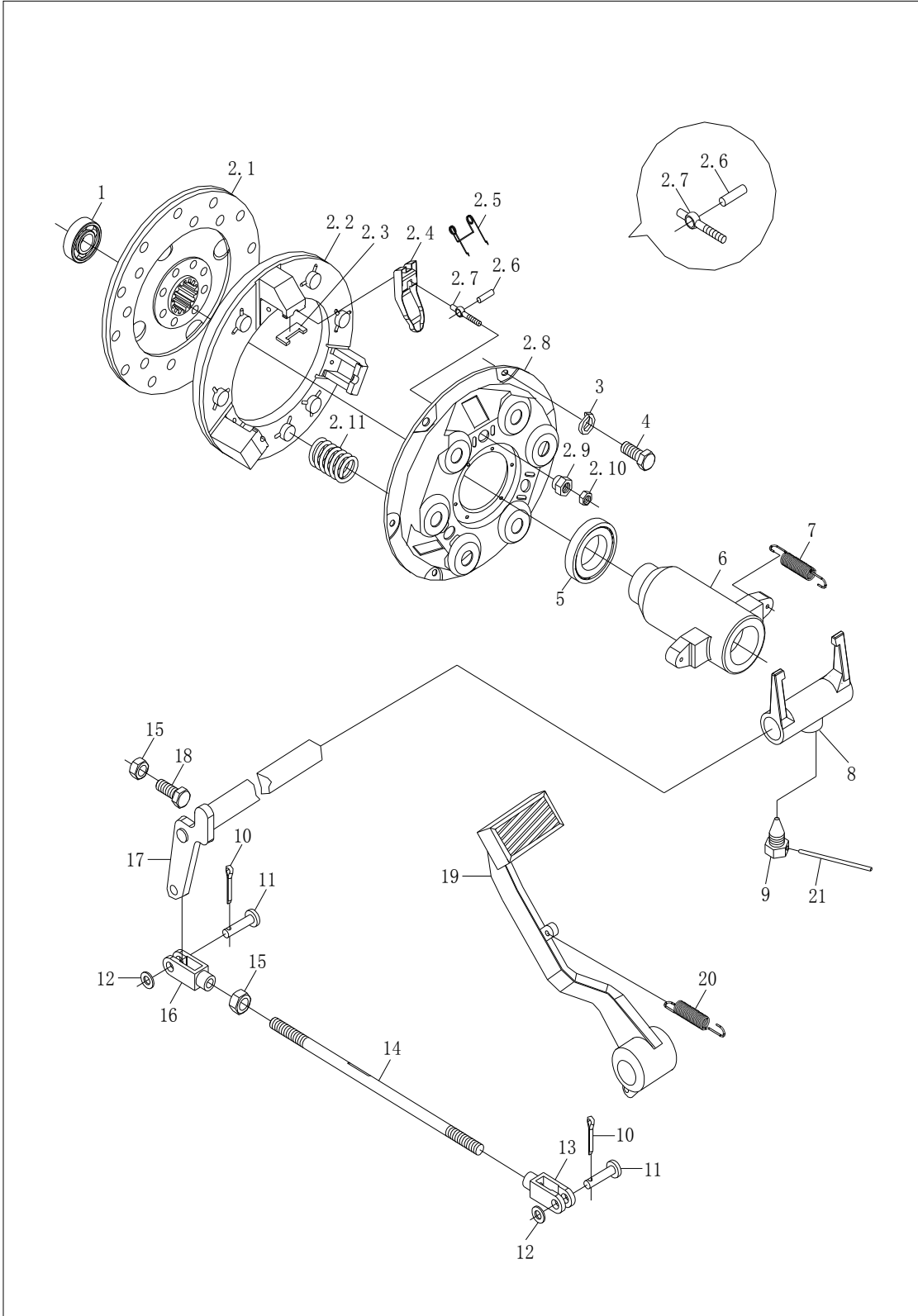
### 300.21 单作用离合器总成 Single-Stage Clutch Assembly(LZT300)

序号 No.	零部件代号	Part Name and Standards	零部件名称及 规格	适用机型和用量 (件) Applied Tractor Models and Qty. (Piece)					
	Drawing No.			LZT 300	LZT 304	LZT 350	LZT 354	LZT400 /450/480 /500/520 /550	LZT404 /454/484 /504/524 /554
1	GB/T 276	Rolling bearing- Deep groove ball Bearing 6203-Z	轴承6203-Z	1	1	1	1		
2	LZT 300.21.011	Clutch sub- assembly	离合器分总成	1	1				
	LZT 350.21.011	Clutch sub- assembly	离合器分总成			1	1		
2.1	LZT 300.21.014	Wearing plate, clutch assembly	离合器摩擦片总 成	1	1	1	1		
2.2	LZT 300.21.115	Pressure plate, clutch	离合器压盘	1	1	1	1		
2.3	LZT 300.21.118	Latch, release lever	分离杠杆卡铁	3	3	3	3		
2.4	LZT 300.21.121	Release lever	分离杠杆	3	3	3	3		
2.5	LZT 300.21.120	Spring, release lever	分离杠杆弹簧	3	3	3	3		
2.6	LZT 300.21.109	Parallel pin	圆柱销6×25	3	3	3	3		
2.7	LZT 300.21.116	Adjusting bolt of release lever	分离杠杆调整螺 栓	3	3	3	3		
2.8	LZT 300.21.117	Clutch cover	离合器盖	1	1	1	1		
2.9	LZT 300.21.119	Adjusting nut of release lever	分离杠杆调整螺 母	3	3	3	3		
2.1	GB/T 6171	Hexagon nut, style 1 M8×1	螺母M8×1	3	3	3	3		
2.11	LZT 300.21.122	Hold-down spring	离合器压紧弹簧	6	6				
	LZT 350.21.122	Hold-down spring	离合器压紧弹簧			6	6		

续表1 Continued One

3	GB/T 93	Single coil spring lock washer 8 -Normal type	垫圈8	6	6	6	6		
4	GB/T 5783	Hexagon head bolt-Full thread M8×16	螺栓M8×16	6	6	6	6		
5		Release bearing 688808	分离轴承688808	1	1	1	1		
6	LZT 300.31.101	Release bearing seat	分离轴承座	1	1	1	1		
7	LZT 300.21.102	Return spring of bearing seat	推力轴承座回位弹簧	2	2	2	2		
8	LZT 300.21.103	Release fork	分离拨叉	1	1	1	1		
9	LZT 300.21.113	Stop bolt	止动螺钉	1	1	1	1		
10	GB/T 91	Split pin 3.2×16	开口销3.2×16	2	2	2	2		
11	GB/T 882	Clevis pin with head B10×28-Zn. D	销轴B10×28-Zn. D	2	2	2	2		
12	GB/T 97.1	Plain washer 10-Product grade A	垫圈10	2	2	2	2		
13	LZT 300.43.110	Rear-fork	拉杆后又	1	1	1	1		
14	LZT 300.21.110	Drawbar	拉杆	1	1	1	1		
15	GB/T 6170	Hexagon nut, style 1 M10-Zn. D	螺母M10-Zn.D	2	2	2	2		
16	LZT 300.43.108	Front-fork	拉杆前叉	1	1	1	1		
17	LZT 300.21.013	Release fork shaft unit	离合器分离叉轴合件	1	1	1	1		
18	GB/T 5783	Hexagon head bolt-Full thread M10×40-Zn. D	螺栓M10×40-Zn. D	1	1	1	1		
19	LZT 300.21.012	Pedal assembly of clutch	离合器踏板总成	1	1	1	1		
20	LZT 300.43.130	Return spring	回位弹簧	1	1	1	1		
21	GB/T 343	Low carbon steel wire SZ-1.40	低碳钢丝SZ-1.40	1	1	1	1		

300. 21/350. 21 离合器总成



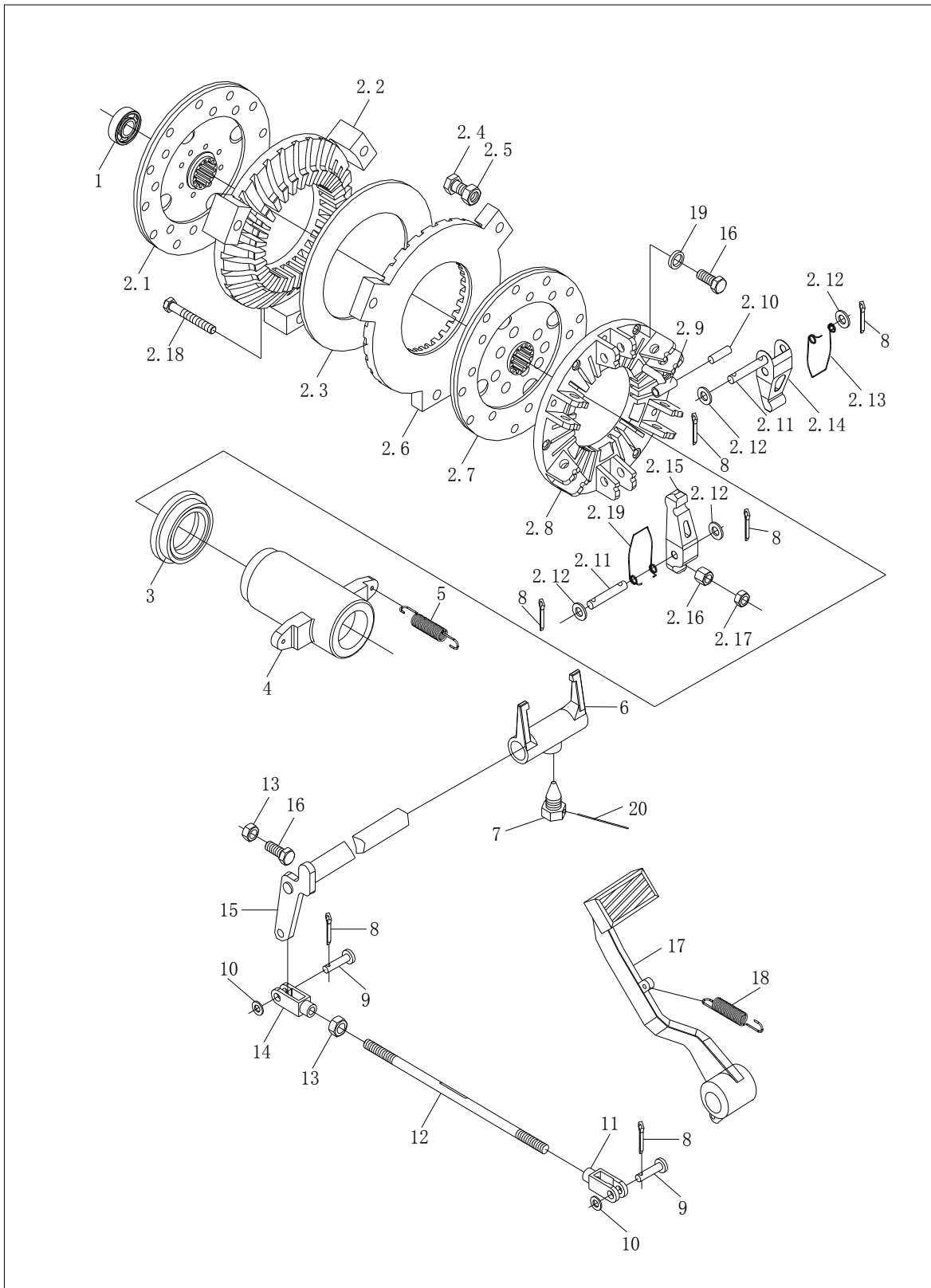
**400.21 单作用离合器总成**  
**Single-Stage Clutch Assembly(LZT400)**

序号 No.	零部件代号	Part Name and Standards	零部件名称及规格	适用机型和用量 (件) Applied Tractor Models and Qty. (Piece)					
	Drawing No.			LZT 300	LZT 304	LZT 350	LZT 354	LZT400 /450/480 /500/520 /550	LZT404 /454/484 /504/524 /554
	LZT 400.21.001	Clutch assembly	离合器总成					1	1
1	GB/T 276	Rolling bearing-Deep groove ball Bearing 6204-Z	轴承6204-Z					1	1
2	LZT 400.21.011	Clutch sub-assembly	离合器分总成					1	1
2.1	LZT 400.21.014	Wearing plate assembly	离合器摩擦片总成					1	1
2.2	LZT 400.21.115	Pressure plate of clutch	离合器压盘					1	1
2.3	LZT 400.21.118	Latch, release lever	分离杠杆卡铁					3	3
2.4	LZT 400.21.121	Release lever	分离杠杆					3	3
2.5	LZT 400.21.120	Spring of release lever	分离杠杆弹簧					3	3
2.6	LZT 300.21.109	Parallel pin	圆柱销8×30					3	3
2.7	LZT 400.21.116	Adjusting bolt of release lever	分离杠杆调整螺栓					3	3
2.8	LZT 400.21.117	Clutch cover	离合器盖					1	1
2.9	LZT 400.21.119	Adjusting nut of release lever	分离杠杆调整螺母					3	3
2.1	LZT 400.21.126	Fastening nut	紧固螺母					3	3
2.11	LZT 400.21.122	Hold-down spring	离合器压紧弹簧					6	6
3	GB/T 93	Single coil spring lock washer 8 -Normal type	垫圈8					6	6

续表1 Continued One

4	GB/T 5783	Hexagon head bolt- Full thread M8×16	螺栓M8×16					6	6
5		Release bearing 986911	分离轴承688911					1	1
6	LZT 300.21.101	Release bearing seat	分离轴承座					1	1
7	LZT 300.21.102	Return spring of bearing seat	推力轴承座回位 弹簧					2	2
8	LZT 300.21.103	Release fork	分离拨叉					1	1
9	LZT 300.21.113	Stop bolt	止动螺钉					1	1
10	GB/T 91	Split pin 3.2×16	开口销3.2×16					2	2
11	GB/T 882	Clevis pin with head B10×28-Zn. D	销轴B10×28- Zn. D					2	2
12	GB/T 97.1	Plain washer 10- Product grade A	垫圈10					2	2
13	LZT 300.43.110	Rear-fork of drawbar	拉杆后叉					1	1
14	LZT 300.21.110	Drawbar	拉杆					1	1
15	GB/T 6170	Hexagon nut, style 1 M10-Zn. D	螺母M10-Zn. D					2	2
16	LZT 300.43.108	Front-fork of drawbar	拉杆前叉					1	1
17	LZT 300.21.013	Release fork shaft unit of clutch	离合器分离叉轴 合件					1	1
18	GB/T 5783	Hexagon head bolt- Full thread M10×40-Zn. D	螺栓M10×40- Zn. D					1	1
19	LZT 400.21.012	Pedal assembly of clutch	离合器踏板总成					1	1
20	LZT 300.43.130	Return spring	回位弹簧					1	1
21	GB/T 343	Low carbon steel wire SZ-1.40	低碳钢丝SZ-1.40					1	1

### 21B 双作用离合器总成



## 21B 双作用离合器总成 Dual-Stage Clutch Assembly

序号 No.	零部件代号	Part Name and Standards	零部件名称 及规格	适用机型和用量 (件) Applied Tractor Models and Qty. (Piece)					
	Drawing No.			LZT 300	LZT 304	LZT 350	LZT 354	LZT400 /450/480 /500/520 /550	LZT404 /454/484 /504/524 /554
1	GB/T 276	Rolling bearing- Deep groove ball bearing 6203-Z	轴承6203-Z	1	1	1	1		
	GB/T 276	Rolling bearing- Deep groove ball bearing 6204-Z	轴承6204-Z					1	1
2	LZT300.21B.011	Clutch sub- assembly	离合器分总成	1	1				
	LZT 350.21B.011	Clutch sub- assembly	离合器分总成			1	1		
	LZT 400.21B.011	Clutch sub- assembly	离合器分总成					1	1
2.1	LZT 300.21B.015	Wearing plate assembly,auxiliary clutch	副离合器摩擦片 总成	1	1	1	1		
	LZT 400.21B.015	Wearing plate assembly,auxiliary clutch	副离合器摩擦片 总成					1	1
2.2	LZT 300.21B.102	Pressure plate,auxiliary clutch	副离合器压盘	1	1	1	1		
	LZT 400.21B.102	Pressure plate,auxiliary clutch	副离合器压盘					1	1
2.3	LZT 300.21B.103	Disk spring	蝶形弹簧	1	1				
	LZT 350.21B.103	Disk spring	蝶形弹簧			1	1		
	LZT 400.21B.103	Disk spring	蝶形弹簧					1	1
2.4	LZT 300.21B.114	Adjusting screw,main clutch	主离合器调整螺 钉	3	3	3	3	3	3



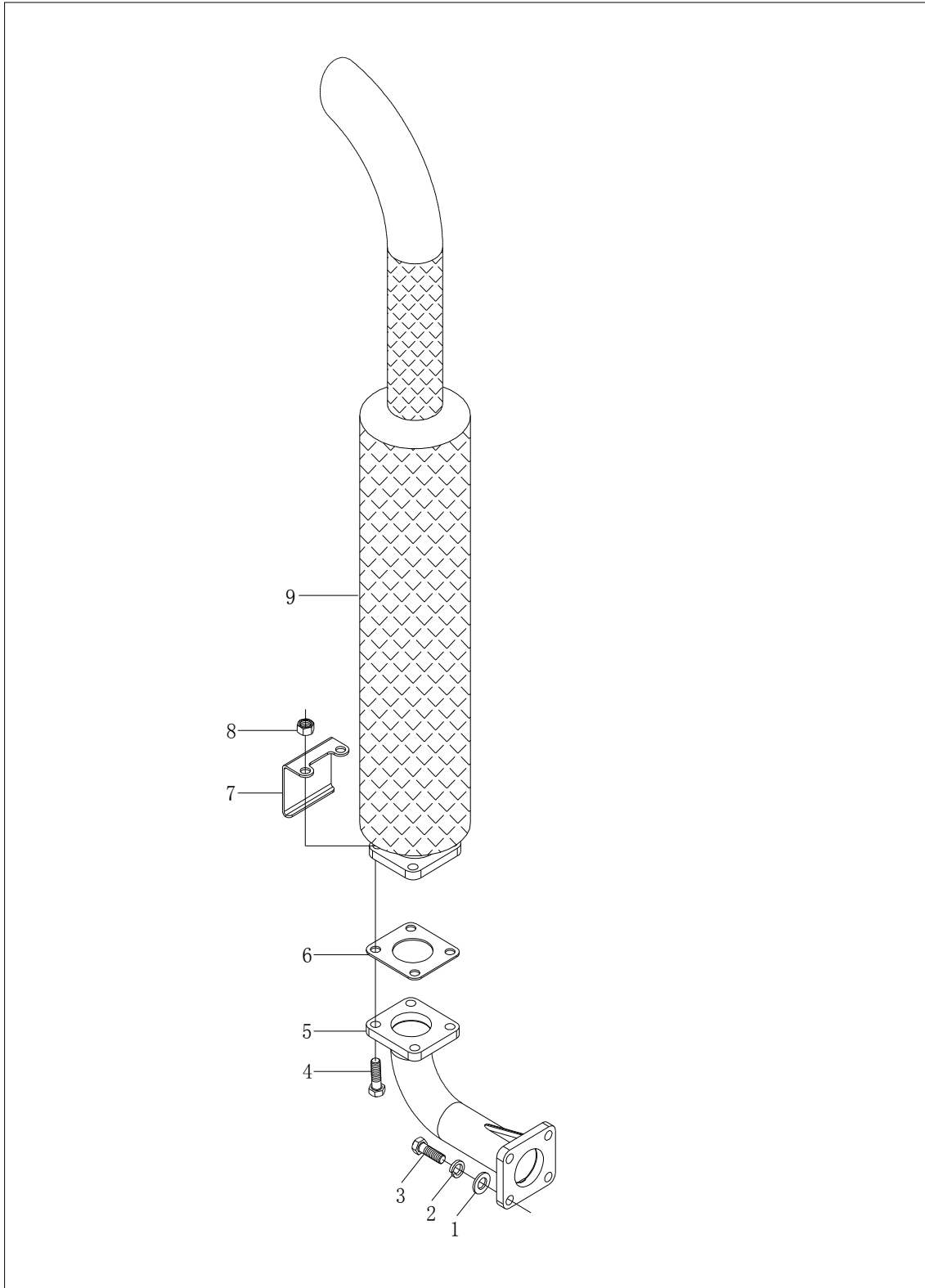
续表1 Continued One

2.5	GB/T 6171	Hexagon nut,style 1M10×1	I型六角螺母M10 X1	3	3	3	3	3	3
2.6	LZT 300.21B.113	Pressure plate,main clutch	主离合器压盘	1	1	1	1		
	LZT 400.21B.113	Pressure plate,main clutch	主离合器压盘					1	1
2.7	LZT 300.21B.014	Wearing plate assembly,main clutch	副离合器摩擦片总成	1	1	1	1		
	LZT 400.21B.014	Wearing plate assembly,main clutch	副离合器摩擦片总成					1	1
2.8	LZT 300.21B.112	Clutch cover	离合器盖	1	1	1	1		
	LZT 400.21B.112	Clutch cover	离合器盖					1	1
2.9	LZT 300.21B.110	Spacer sleeve	顶杆	3	3	3	3		
	LZT 400.21B.110	Spacer sleeve	顶杆					3	3
2.1	LZT 300.21B.109	Pin roll	销轴	3	3	3	3	3	3
2.11	LZT 300.21B.111	Long pin	长销	6	6	6	6	6	6
2.12	GB/T 848	Small washer 10-Product grade A	小垫圈10	12	12	12	12	12	12
2.13	LZT 300.21B.108	Spring of main release lever	主分离杠杆弹簧	6	6	6	6		
	LZT 400.21B.108	Spring of main release lever	主分离杠杆弹簧					6	6
2.14	LZT 300.21B.107	Release lever of main clutch	主离合器分离拉杆	3	3	3	3		
	LZT 400.21B.107	Release lever of main clutch	主离合器分离拉杆					3	3
2.15	LZT 300.21B.106	Release lever of auxiliary clutch	副离合器分离拉杆	3	3	3	3		
	LZT 400.21B.106	Release lever of auxiliary clutch	副离合器分离拉杆					3	3
2.16	LZT 300.21B.105	Ball nut	球头螺母	3	3	3	3		
2.17	GB/T 6171	Hexagon nut,style 1-Fine pitch thread M8×1	I型螺母-细牙M8X1					3	3
2.18	LZT 300.21B.104	Drawbar of auxiliary clutch	副离合器拉杆	3	3	3	3		
	LZT 400.21B.104	Drawbar of auxiliary clutch	副离合器拉杆					3	3

续表2 Continued Two

2.19	LZT 300.21B.120	Spring of auxiliary release lever	副分离杠杆弹簧	1	1	1	1	1	1
3		Release bearing 996713	分离轴承996713	1	1	1	1	1	1
4	LZT 300.21B.101	Release bearing seat	分离轴承座	1	1	1	1		
	LZT 400.21B.101	Release bearing seat	分离轴承座					1	1
5	LZT 300.21.102	Return spring of thrust bearing seat	推力轴承座回位弹簧	1	1	1	1	1	1
6	LZT 300.21.103	Release fork	分离拨叉	1	1	1	1	1	1
7	LZT 300.21.113	Stop bolt	止动螺钉	1	1	1	1	1	1
8	GB/T 91	Split pin 3.2×16	开口销3.2X16	2	2	2	2	2	2
9	GB/T 882	Clevis pin with head B10×28	销轴 B10X28	2	2	2	2	2	2
10	GB/T 97.1	Plain washer 10-Product grade A	平垫圈10-A级	2	2	2	2	2	2
11	LZT 300.43.110	Rear-fork of drawbar	拉杆后叉	1	1	1	1	1	1
12	LZT 300.21.110	Drawbar	拉杆	1	1	1	1	1	1
13	GB/T 6170	Hexagon nut, style M10	螺母M10	2	2	2	2	2	2
14	LZT 300.43.108	Front-fork of drawbar	拉杆前叉	1	1	1	1	1	1
15	LZT 300.21.013	Release fork shaft unit of clutch	离合器分离叉轴合件	1	1	1	1	1	1
16	GB/T 5783	Hexagon head bolt-Full thread M10×40	螺栓-全螺纹M10X40	7	7	7	7	7	7
17	LZT 300.21.012	Clutch pedal assembly	离合器踏板总成	1	1	1	1	1	1
18	LZT 300.43.130	Return spring	回位弹簧	1	1	1	1	1	1
19	GB/T 93	Single coil spring lock washer 10 - Normal type	弹性垫圈10	8	8	8	8	8	8
20	GB/T 343	Low carbon steel wire SZ-1.40	低碳钢丝SZ-1.40	1	1	1	1	1	1

## 22 排气系总成

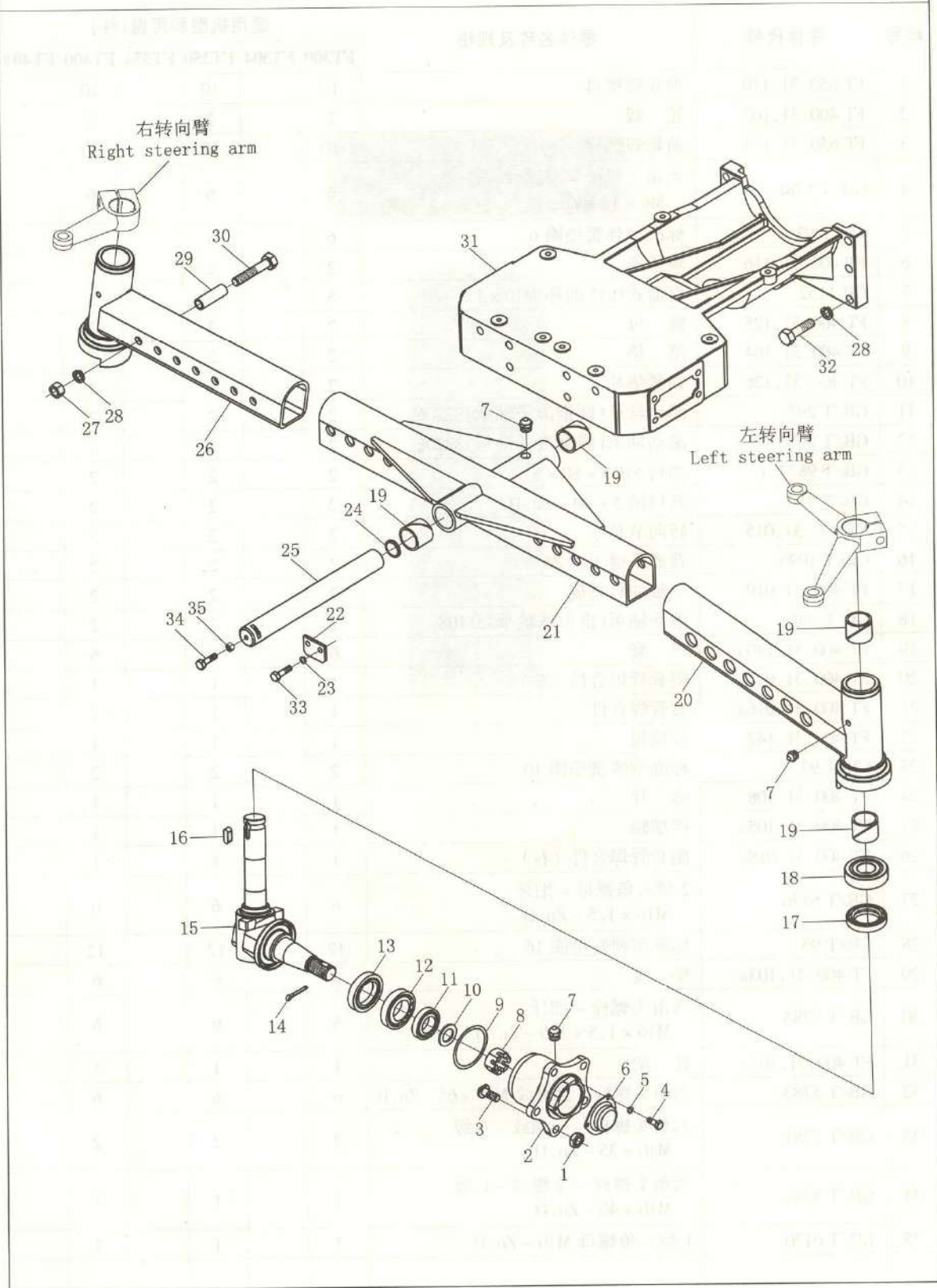


## 22 排气系总成 Exhaust Tube Assembly

序号 No.	零部件代号	Part Name and Standards	零部件名称 及规格	适用机型和用量 (件) Applied Tractor Models and Qty. (Piece)					
	Drawing No.			LZT 300	LZT 304	LZT 350	LZT 354	LZT400 /450/480 /500/520 /550	LZT404 /454/484 /504/524 /554
1	GB/T97.1	Plain washer 10	垫圈10	4	4	4	4	4	4
2	GB/T93	Single coil spring lock washer 10- Normal tyep	垫圈10	4	4	4	4	4	4
3	GB/T5783	Hexagon head bolt- Full thread M 10×30-Zn.D	螺栓M10×30- Zn.D	4	4	4	4	4	4
4	GB/T5783	Hexagon head bolt - Full thead M 10×35- Zn.D	螺栓M10×35- Zn.D	4	4	4	4	4	4
5	LZT300.22.111a ①	Exhaust elbow	排气弯管	1	1	1	1	1	1
	LZT300.22C.111②	Exhaust elbow	排气弯管	1	1	1	1		
6	LZT300.22.030	Gasket unit	密封垫 合件	1	1	1	1	1	1
7	LZT300.22.125	Bracket for label,exhaust tube	排气系标识架	1	1	1	1	1	1
8	GB/T6184	Prevailing torque tyre all - metal hexagonnut,style 1 M10 - Zn.d	I型全金属六角锁 紧螺母M10-Zn.D	4	4	4	4	4	4
9	LZT300.22.020	Muffler assembly	消声器总成	1	1	1	1	1	1

Note: ① Adopt Lijia engine. ② Adopt Jiangdong engine.  
注: ①配力佳柴油机; ②配江动柴油机

# 31 前轴总成 - 1 31 Front Axle Assembly - 1



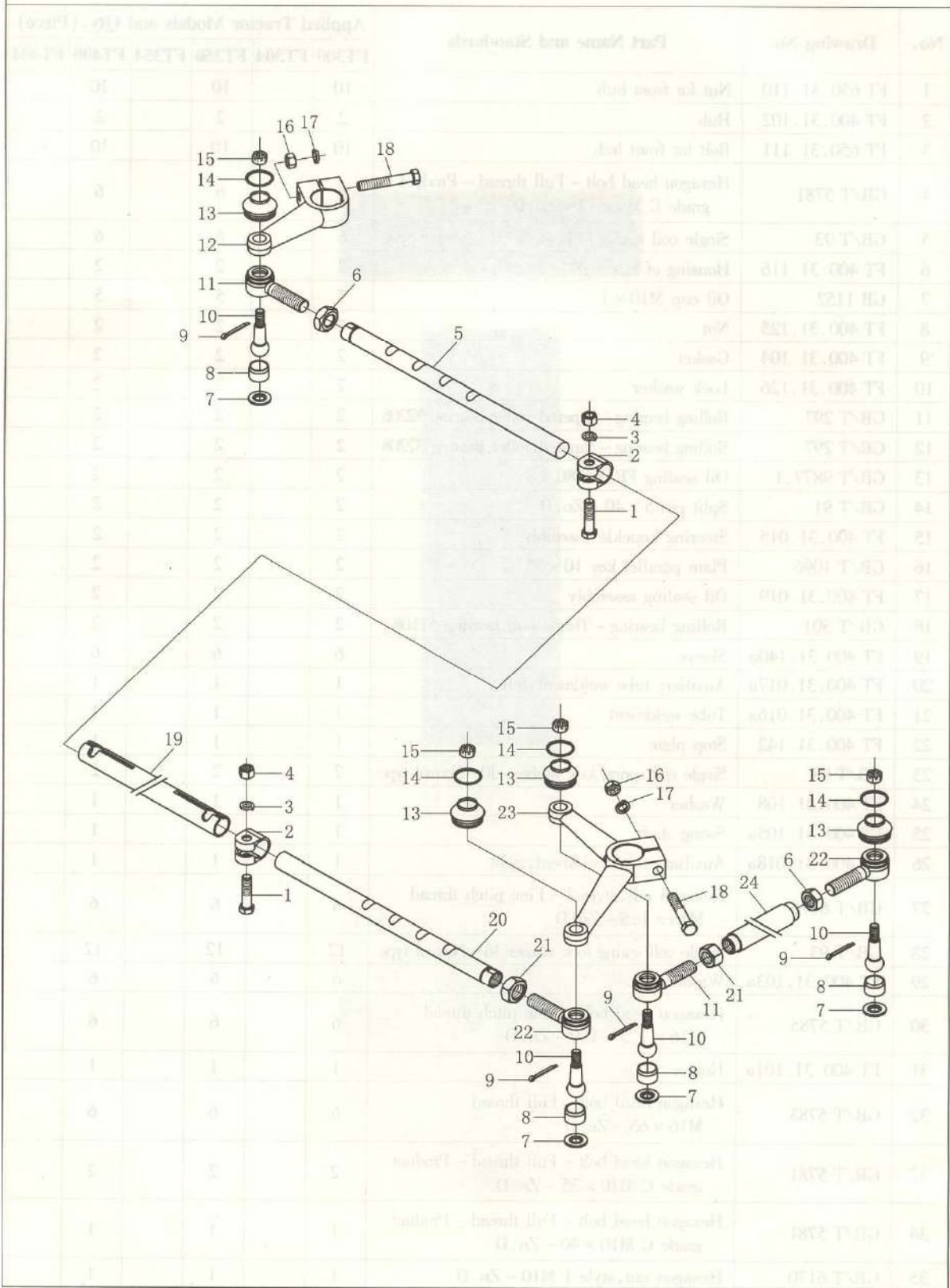
### 31 前轴总成-1 Front Axle Assembly - 1

序号 No.	零部件代号	Part Name and Standards	零部件名称 及规格	适用机型和用量 (件) Applied Tractor Models and Qty. (Piece)					
	Drawing No.			LZT 300	LZT 304	LZT 350	LZT 354	LZT400 /450/480 /500/520 /550	LZT404 /454/484 /504/524 /554
1	LZT650. 31. 110	Nut for front hub	前轮毂螺母	10		10		10	
2	LZT400. 31. 102	Hub	轮毂	2		2		2	
3	LZT650. 31. 111	Bolt for front hub	前轮毂螺栓	10		10		10	
4	GB/T5781	Hexagon head bolt- Full thread- Product grade C M6×12-Zn.D	螺栓M6×12- Zn. D	6		6		6	
5	GB/T93	Single coil spring lock washer6- Nomal type	垫圈6	2		2		2	
6	LZT400. 31. 116	Housing of bearing	轴承盖	2		2		2	
7	GB1152-1989	Oil cup M10×1	油杯M10×1	2		2		2	
8	LZT400. 31. 125	Nut	螺母	2		2		2	
9	LZT400. 31. 104	Gasket	纸垫	2		2		2	
10	LZT400. 31. 126	Lock washer	锁紧垫片	2		2		2	
11	GB/T297-1994	Rolling bearing- Tapered roller bearing 32206	滚动轴承32206	2		2		2	
12	GB/T297-1994	Rolling bearing- Tapered roller bearing 32208	滚动轴承32208	2		2		2	
13	GB/T9877. 11998	Oil sealing FB55×80×8	油封B55×80×8	2		2		2	
14	GB/T91	Split pin 5×40- Zn.D	销5×40-Zn. D	2		2		2	
15	LZT400.31.015	Steering knuckle assembly	转向节总成	2		2		2	
16	GB1096-1979	Plain parallel key 10×25	键10×25	2		2		2	
17	LZT400. 31. 019	Oil sealing assembly	立轴油封总成	2		2		2	

续表1 Continued One

18	GB/T301-1995	Rolling bearing- Thrust ball bearing 51108	滚动轴承51108	2	2	2	
19	LZT400. 31. 140a	Sleeve	衬套	6	6	6	
20	LZT400. 31. 017a	Auxiliary tube weldment,left	副套管焊合件（ 左）	1	1	1	
21	LZT400. 31. 016a	Tube weldment	套管焊合件	1	1	1	
22	LZT400.31.142	Stop plate	限位板	1	1	1	
23	GB/T93	Single coil spring lock washer-10- Nomal type	弹性垫圈10	2	2	2	
24	LZT400. 31. 108	Washer	垫片	1	1	1	
25	LZT400. 31. 105a	Swing shaft	摇摆轴	1	1	1	
26	LZT400. 31. 018a	Auxiliary tube weldment,right	副套管焊合件（ 右）	1	1	1	
27	GB/T6176	Hexagon nut,style 2-Fine pitch thread M16×1.5-Zn.D	螺母M16×1.5- Zn. D	6	6	6	
28	GB/T93	Single coll spring lock washer 16- Normal type	垫圈16	12	12	12	
29	LZT400. 31. 103a	Washer sleeve	垫套	6	6	6	
30	GB/T5785	Hexagon head bolt- Fine pitch thread M16×1.5×100-Zn.D	螺栓M16×1.5× 100-Zn. D	6	6	6	
31	LZT400. 31. 101a	Holder	托架	1	1	1	
32	GB/T5783	Hexagon head bolt- Full thread M16×65-Zn.D	螺栓- 全螺纹M16×64- Zn. D	6	6	6	
33	GB/T5781	Hexagon head bolt- Full thread- Product grade C M10×35-Zn.D	螺栓-全螺纹- C级M16×65- Zn. D	2	2	2	
34	GB/T5781	Hexagon head bolt- Full thread- Product grade C M10×40-Zn.D	螺栓-全螺纹- C级M16×66- Zn. D	1	1	1	
35	GB/T6170	Hexagon nut,style 1 M10-Zn.D	螺母M10-Zn.D	1	1	1	

### 31 前轴总成 - 2 31 Front Axle Assembly - 2





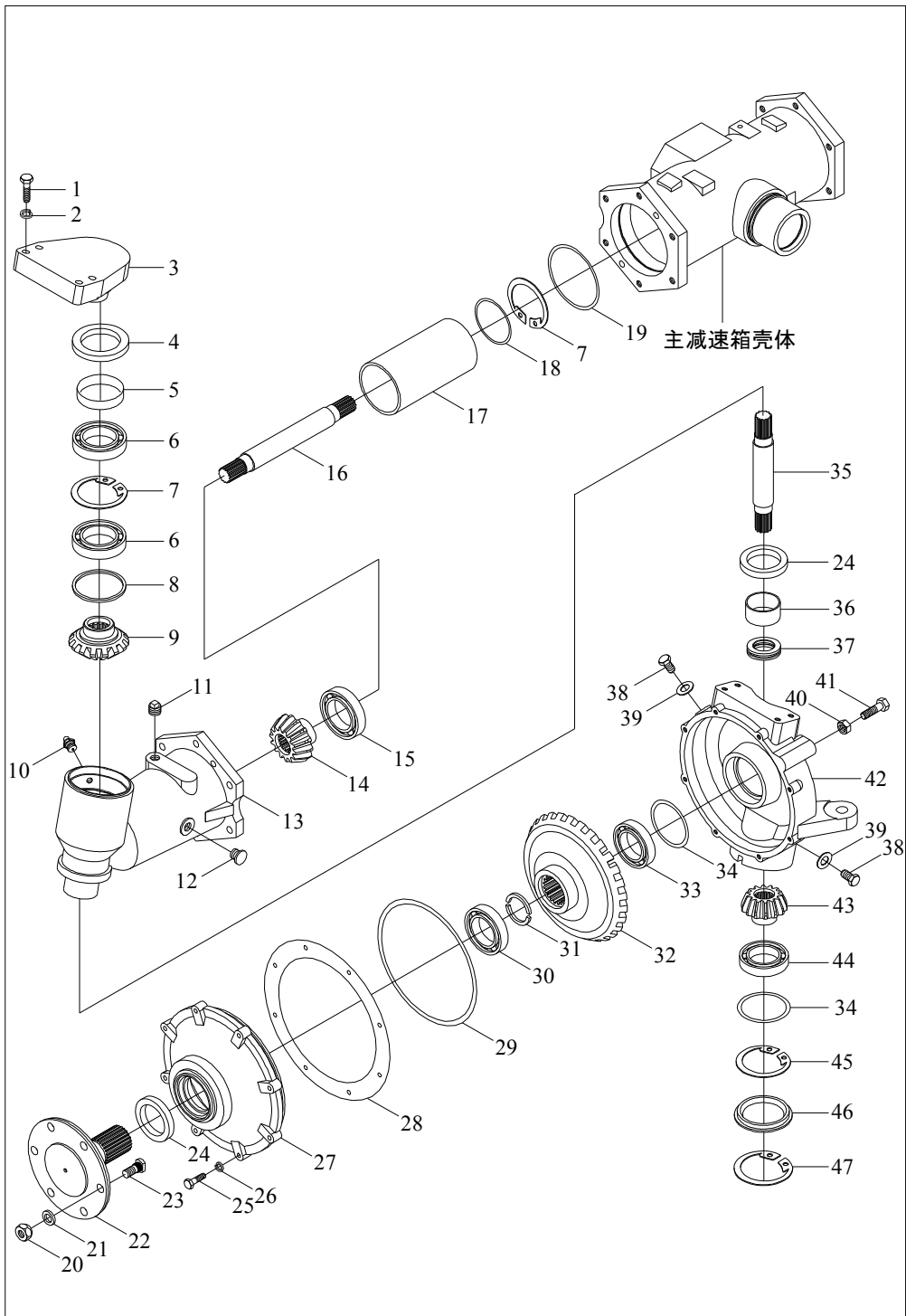
## 31 前轴总成-2 Front Axle Assembly - 2

序号 No.	零部件代号	Part Name and Standards	零部件名称 及规格	适用机型和用量 (件) Applied Tractor Models and Qty. (Piece)					
	Drawing No.			LZT 300	LZT 304	LZT 350	LZT 354	LZT400 /450/480 /500/520 /550	LZT404 /454/484 /504/524 /554
1	GB/T5785	Hexagon head bolt- Fine pitch thread M12×1.5×50-Zn.D	细牙螺栓M12X1. 5X50-Zn. D	2		2		2	
2	LZT400. 31. 137	Clip of cross drawbar	横拉杆夹子	2		2		2	
3	GB/T97. 1	Single coil spring lock washer 12 - Normal type	弹性垫圈12- 140HV-Zn. D	2		2		2	
4	GB/T6171	Hexagon nut,style 1 M12×1.5-Zn.D	细牙螺母M12X1. 5-Zn. D	2		2		2	
5	LZT400. 31. 122	Inner connecting pipe of cross drawbar,right	右横拉杆内接管	1		1		1	
6	GB/T6173	Hexagon thin nut - Fine pitch thread M18×1.5-Zn.D	螺母M18X1. 5- Zn. D	1		1		1	
7	LZT400. 31. 131	Base plate	底板	4		4		4	
8	LZT400. 31. 132	Ball bowl	球头碗	4		4		4	
9	GB/T91	Split pin 3.2×36- Zn.D	销3. 2X36-Zn. D	4		4		4	
10	LZT400. 31. 139	Ball pin	球销	4		4		4	
11	LZT400. 31. 133	Right joint	右接头	2		2		2	
12	LZT400. 31. 118	Steering arm,right	右转向臂	1		1		1	

续表1 Continued One

13	LZT400. 31. 134	Dust cap of joint	接头防尘罩	4	4	4	
14	LZT400. 31. 130	Keeper of dust cap	防尘罩卡圈	4	4	4	
15	GB/T9457	Hexagon slotted and castele nut,- Fine pitch thread M14×1.5-Zn.D	螺母M12X1. 25	4	4	4	
16	GB/T6170	Hexagon nut,style 1M12-Zn.D	螺母12-Zn. D	2	2	2	
17	GB/T93	Single coil spring lock washer 12- Zn.D -Normal type	垫圈12	2	2	2	
18	GB/T5782	Hexagon head bolt M12×80-Zn.D	螺栓M12X70- Zn. D	2	2	2	
19	LZT400. 31. 120	Cross drawbar	横拉杆	1	1	1	
20	LZT400. 31. 121	Inner connecting pipe of cross drawbar,left	左横拉杆内接管	1	1	1	
21	LZT400. 31. 138	Hexagon thin out,- Fine pitch thread M18×1.5LH-Zn.D	左旋螺母	2	2	2	
22	LZT400. 31. 129	Left joint	左接头	2	2	2	
23	LZT400. 31. 117	Steering arm,left	左转向臂	1	1	1	
24	LZT400. 31. 107	Longitudinal drawbar	纵拉杆	1	1	1	
	LZT300. 31. 107	Longitudinal drawbar	纵拉杆	1	1		

### 前驱动桥总成-1(烟台桥)



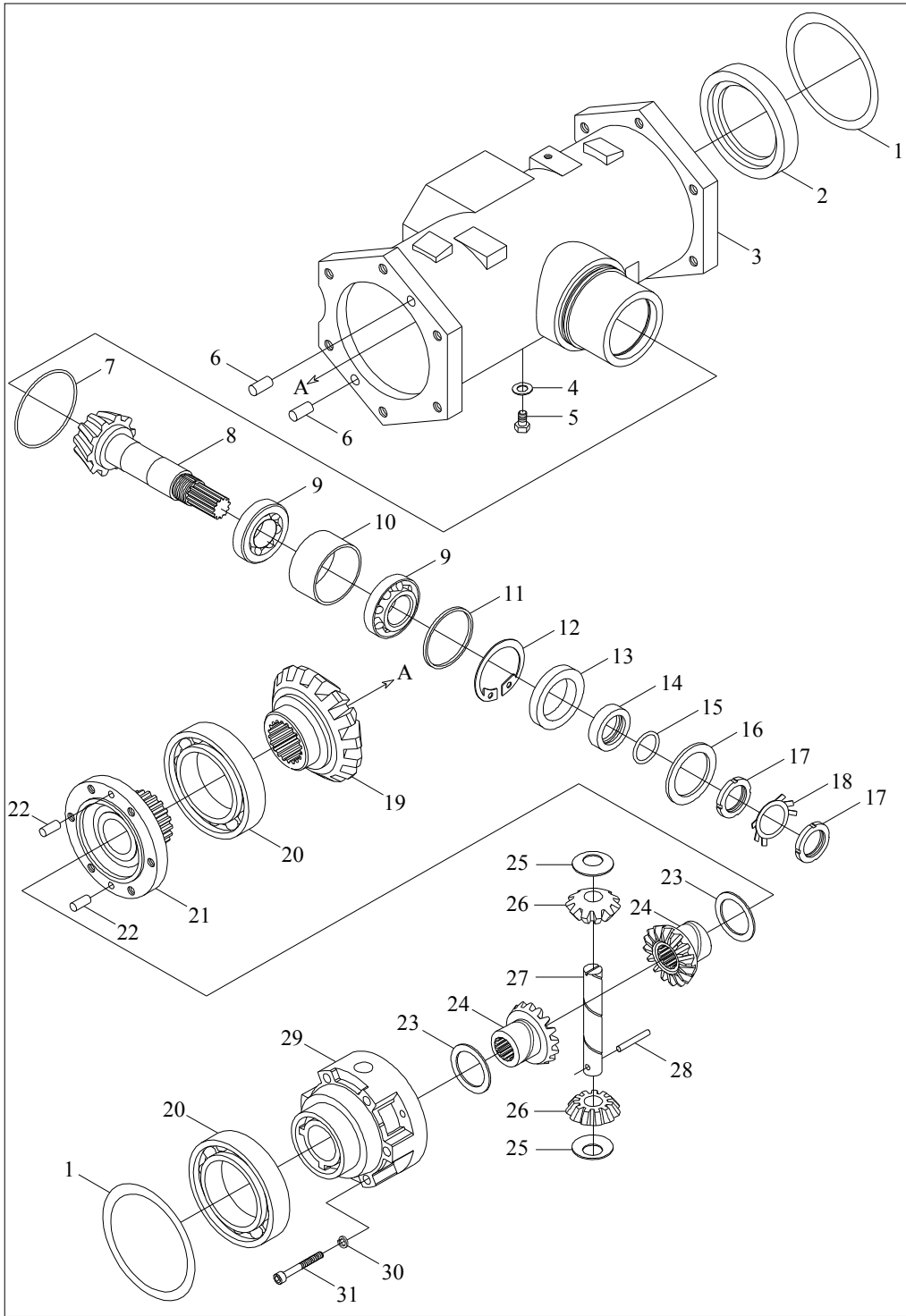
**前驱动桥总成-1(烟台桥)**  
**Front Driving Axle Assembly(yantai)-1**

序号 No.	零部件代号	Part Name and Standards	零部件名称 及规格	适用机型和用量 (件) Applied Tractor Models and Qty. (Piece)					
	Drawing No.			LZT 300	LZT 304	LZT 350	LZT 354	LZT400 /450/480 /500/520 /550	LZT404 /454/484 /504/524 /554
	LZT304.31F.001	Front driving axle assembly	前驱动桥总成						1
1	GB/T 5783	Bolt M12*40	螺栓M12×40						4
2	GB/T 93	Washer 12	垫圈12						4
3	LZT304.31F.124	Joint cover	连接盖						1
4	GB/T 9877.1	Oil sealing FB8010512	油封FB8010512						1
5	LZT304.31F.125	Oil sealing sleeve	油封衬套						1
6	GB/T 276	Bearing 6013	轴承6013						2
7	GB/T 893.1	Circlip 100	挡圈100						2
8	LZT304.31F.188	Plain washer	平垫						1
9	LZT304.31F.122	Gear	齿轮						1
10	JB/T 7940.1	Oil cup M10*1	油杯M10×1						1
11	Q/YXF70-1992	Plug Z3/8"	螺塞Z3/8"						1
12	GB/T 1160.2	Oil mark A10	油标A10						1
13	LZT304.31F.121	Housing of half axle	半轴壳体						1
14	LZT304.31F.126	Gear	齿轮						1
15	GB/T 276	Bearing 6309	轴承6309						1
16	LZT304.31F.128	Spline shaft	花键轴						1
17	LZT304.31F.127	Sleeve	套管						1
18	LZT304.31F.123	Adjusting shim	调整垫片						1组
19	LZT304.31F.130	Adjusting shim	调整垫片						1组
20	GB/T 6176	Nut M14*1.5	螺母M14×1.5						6

续表1 Continued One

21	LZT204.31F.205	Washer	垫圈							6
22	LZT304.31F.117	Front driving axle	前驱动轴							1
23	LZT304.31F.115	Knurled bolt	滚花螺栓							6
24		Float oil sealing	浮动油封							2副
25	GB/T 5783	Bolt M8*35	螺栓M8×35							8
26	GB/T 93	Washer	垫圈							8
27	LZT304.31F.107	Terminal big cover	端部大盖							1
28	LZT304.31F.190	Adjusting shim	调整垫							1组
29	GB/T 3452.1	O-seal ring236*5.3G	O型密封圈236×5.3G							1
30	GB/T 276	Bearing 6310	轴承6310							1
31	LZT304.31F.114	Circlip	挡圈							2
32	LZT304.31F.108	Terminal large gear	端部大齿轮							1
33	GB/T 276	Bearing 6210	轴承6210							1
34	LZT304.31F.113	Adjusting shim	调整垫							2
35	LZT304.31F.110	Terminal spline shaft	端部花键轴							1
36	LZT304.31F.111	Sleeve 55*30	衬套55×30							1
37	GB/T 301	Thrust bearing 8107	推力轴承8107							1
38	LZT304.31F.105	Plug	螺塞							2
39	LZT304.31F.106	Washer	垫圈							2
40	GB/T 6170	Nut M16	螺母M16							1
41	GB/T 5783	Bolt M16*50	螺栓M16×50							1
42	LZT304.31F.109	Terminal housing, left	左末端壳体							1
43	LZT304.31F.112	Terminal small gear	端部小齿轮							1
44	GB/T 276	Bearing 6308	轴承6308							1
45	GB/T 893.1	Circlip 90	挡圈90							1
46	LZT304.31F.022	Sealing cover	密封盖							1
47	GB/T 893.1	Circlip 102	挡圈102							1

### 前驱动桥总成-2(烟台桥)



**前驱动桥总成-2(烟台桥)**  
**Front Driving Axle Assembly(yantai)-2**

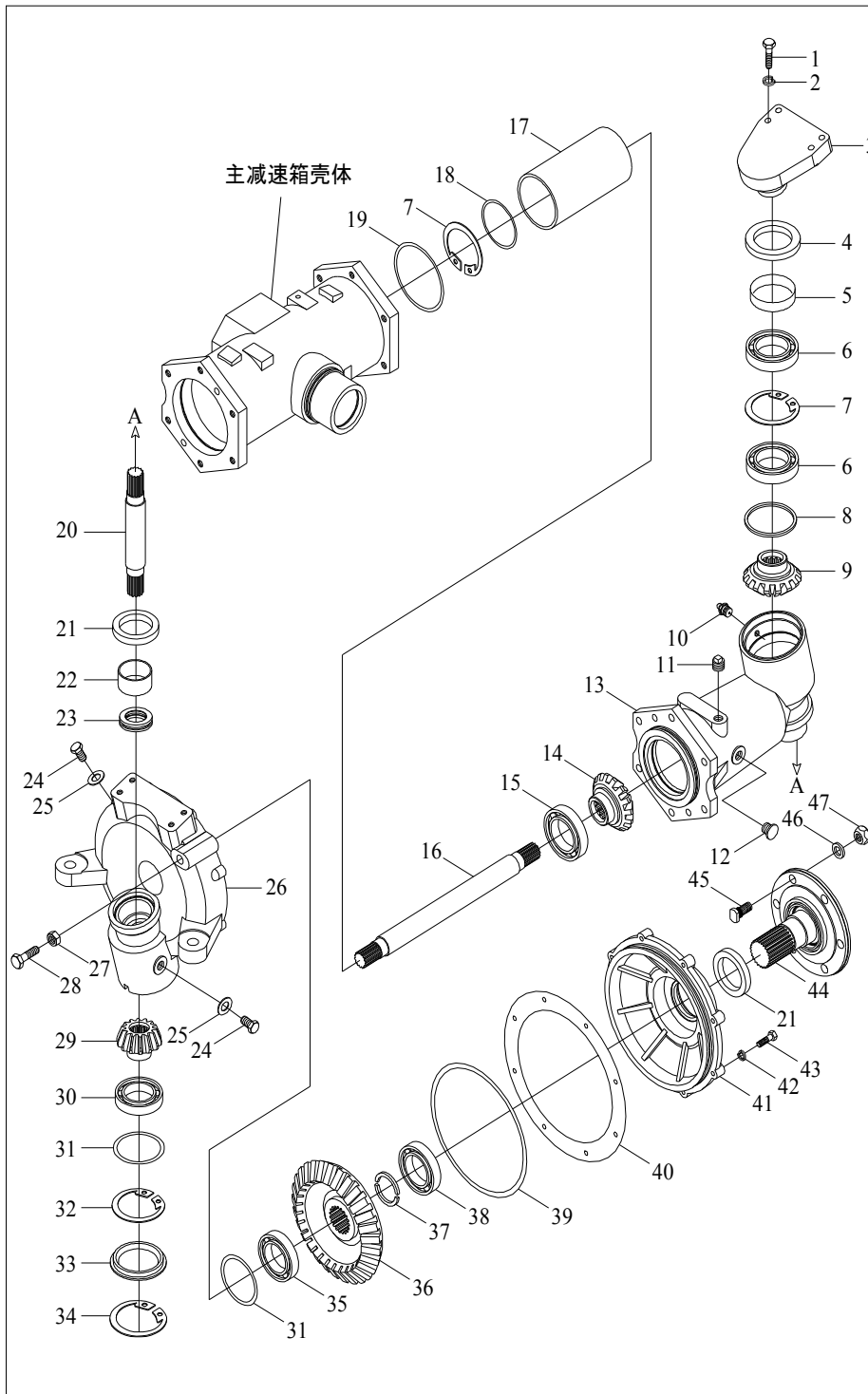
序号 No.	零部件代号	Part Name and Standards	零部件名称及 规格	适用机型和用量(件) Applied Tractor Models and Qty. (Piece)						
	Drawing No.			LZT 300	LZT 304	LZT 350	LZT 354	LZT400 /450/480 /500/520 /550	LZT404 /454/484 /504/524 /554	
	LZT304.31F.001	Front driving axle assembly	前驱动桥总成							1
1	GB/T 3452.1	O-seal ring 140*3.5G	O型密封圈140×3.5G							2
2	LZT304.31F.191	Set plate	定位盘							1
3	LZT304.31F.129	Main gearbox housing	主减速箱壳体							1
4	LZT304.31F.106	Washer	垫圈							1
5	LZT304.31F.105	Plug	螺塞							1
6	GB/T 119	Pin B12*20	销B12×20							4
7	GB/T 3452.1	O-seal ring 90*2.65G	O型密封圈90×2.65G							1
8	LZT304.31F.131	Main bevel gear shaft	主动螺旋伞齿轮轴							1
9	GB/T 297	Bearing 32207	轴承32207							2
10	LZT304.31F.132	Spacer sleeve	隔套							1
11	LZT304.31F.133	Adjusting sleeve	调整套							1
12	GB/T 893.1	Circlip 72	挡圈72							1
13	GB/T 9877.1	Oil sealing (F)50 72 8D	油封(F) 50 72 8D							1
14	LZT304.31F.134	Housing of oil sealing	油封座							1
15	GB/T 3452.1	O-seal ring 34.5*3.55G	O型密封圈34.5×3.55G							1

续表1 Continued One

16	LZT304.31F.104	Copper washer	铜垫								1
17	GB/T 810	Small nut M30*1.5	小圆螺母M30×1.5								2
18	GB/T 858	Washer 30	垫圈30								1
19	LZT304.31F.138	Mid driving bevel gear	中央传动大螺旋伞齿轮								1
20	GB/T 276	Bearing 6216	轴承6216								2
21	LZT304.31F.137	Housing of differential, right	差速器右壳								1
22	GB/T 119	Pin B8*20	销B8×20								2
23	LZT304.31F.139	Spacer ring	隔圈								2
24	LZT304.31F.144	Half shaft gear	半轴齿轮								2
25	LZT304.31F.140	Washer	垫圈								2
26	LZT304.31F.143	Planetary gear	行星齿轮								2
27	LZT304.31F.142	Shaft pin	销轴								1
28	LZT304.31F.141	Arresting pin	止动销								1
29	LZT	Housing of differential, left	差速器左壳								1
30	GB/T 93	Washer 10	垫圈10								6
31	GB/T 70	Screw M10*70	螺钉M10×70								6



### 前驱动桥总成-3(烟台桥)



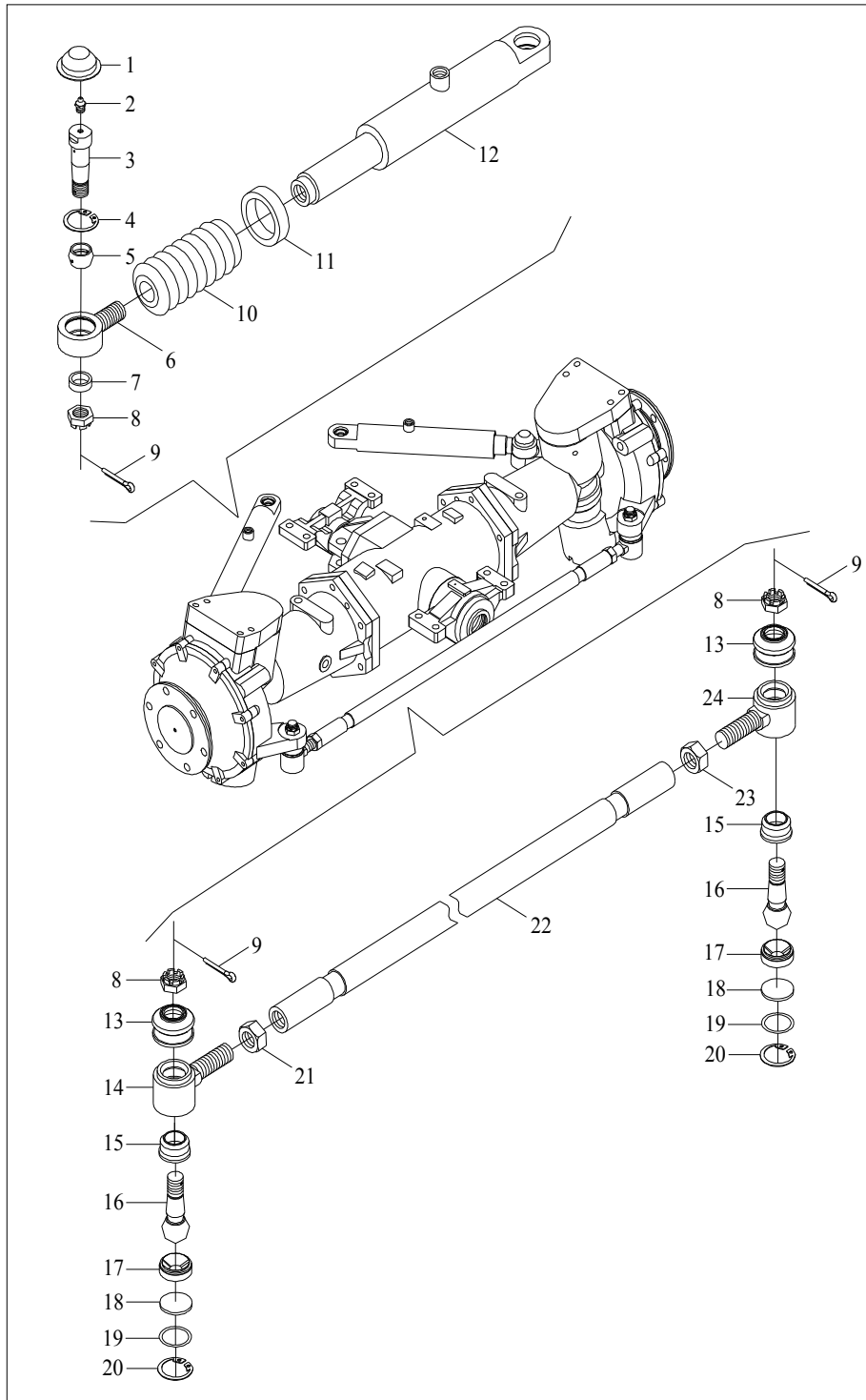
**前驱动桥总成-3(烟台桥)**  
**Front Driving Axle Assembly(yantai)-3**

序号 No.	零部件代号	Part Name and Standards	零部件名称及 规格	适用机型和用量(件) Applied Tractor Models and Qty. (Piece)					
	Drawing No.			LZT 300	LZT 304	LZT 350	LZT 354	LZT400 /450/480 /500/520 /550	LZT404 /454/484 /504/524 /554
	LZT304.31F.001	Front driving axle assembly	前驱动桥总成						1
1	GB/T 5783	Bolt M12*40	螺栓M12×40						4
2	GB/T 93	Washer 12	垫圈12						4
3	LZT304.31F.124	Joint cover	连接盖						1
4	GB/T 9877.1	Oil sealing FB8010512	油封FB8010512						1
5	LZT304.31F.125	Oil sealing sleeve	油封衬套						1
6	GB/T 276	Bearing 6013	轴承6013						2
7	GB/T 893.1	Circlip 100	挡圈100						2
8	LZT304.31F.188	Plain washer	平垫						1
9	LZT304.31F.122	Gear	齿轮						1
10	JB/T 7940.1	Oil cup M10*1	油杯M10×1						1
11	Q/YXF70-1992	Plug Z3/8"	螺塞Z3/8"						1
12	GB/T 1160.2	Oil mark	油标A10						1
13	LZT304.31F.121	Housing of half axle	半轴壳体						1
14	LZT304.31F.126	Gear	齿轮						1
15	GB/T 276	Bearing 6309	轴承6309						1
16	LZT304.31F.145	Spline shaft	花键轴						1
17	LZT304.31F.127	Sleeve	套管						1
18	LZT304.31F.123	Adjusting shim	调整垫片						1组
19	LZT304.31F.130	Adjusting shim	调整垫片						1组
20	LZT304.31F.110	Terminal spline shaft	端部花键轴						1
21		Float oil sealing	浮动油封						2副

续表1 Continued One

22	LZT304.31F.111	Sleeve 55*30	衬套55×30							1
23	GB/T 301	Thrust bearing 8107	推力轴承8107							1
24	LZT304.31F.105	Plug	螺塞							2
25	LZT304.31F.106	Washer	垫圈							2
26	LZT304.31F.146	Terminal housing, right	右末端壳体							1
27	GB/T 6170	Nut M16	螺母M16							1
28	GB/T 5783	Bolt M16*50	螺栓M16×50							1
29	LZT304.31F.112	Terminal small gear	端部小齿轮							1
30	GB/T 276	Bearing 6308	轴承6308							1
31	LZT304.31F.113	Adjusting shim	调整垫							2
32	GB/T 893.1	Circlip 90	挡圈90							1
33	LZT304.31F.022	Seal cover	密封盖							1
34	GB/T 893.1	Circlip 102	挡圈102							1
35	GB/T 276	Bearing 6210	轴承6210							1
36	LZT304.31F.108	Terminal large gear	端部大齿轮							1
37	LZT304.31F.114	Circlip	挡圈							2
38	GB/T 276	Bearing 6310	轴承6310							1
39	GB/T 3452.1	O-seal ring 236*5.3G	O型密封圈236×5.3G							1
40	LZT304.31F.190	Adjusting shim	调整垫							1组
41	LZT304.31F.107	Terminal big cover	端部大盖							1
42	GB/T 93	Washer	垫圈							8
43	GB/T 5783	Bolt M8*35	螺栓M8×35							8
44	LZT304.31F.117	Front driving shaft	前驱动轴							1
45	LZT304.31F.115	Bolt	滚花螺栓							6
46	LZT204.31F.205	Washer	垫圈							6
47	GB/T 6176	Nut M14*1.5	螺母M14×1.5							6

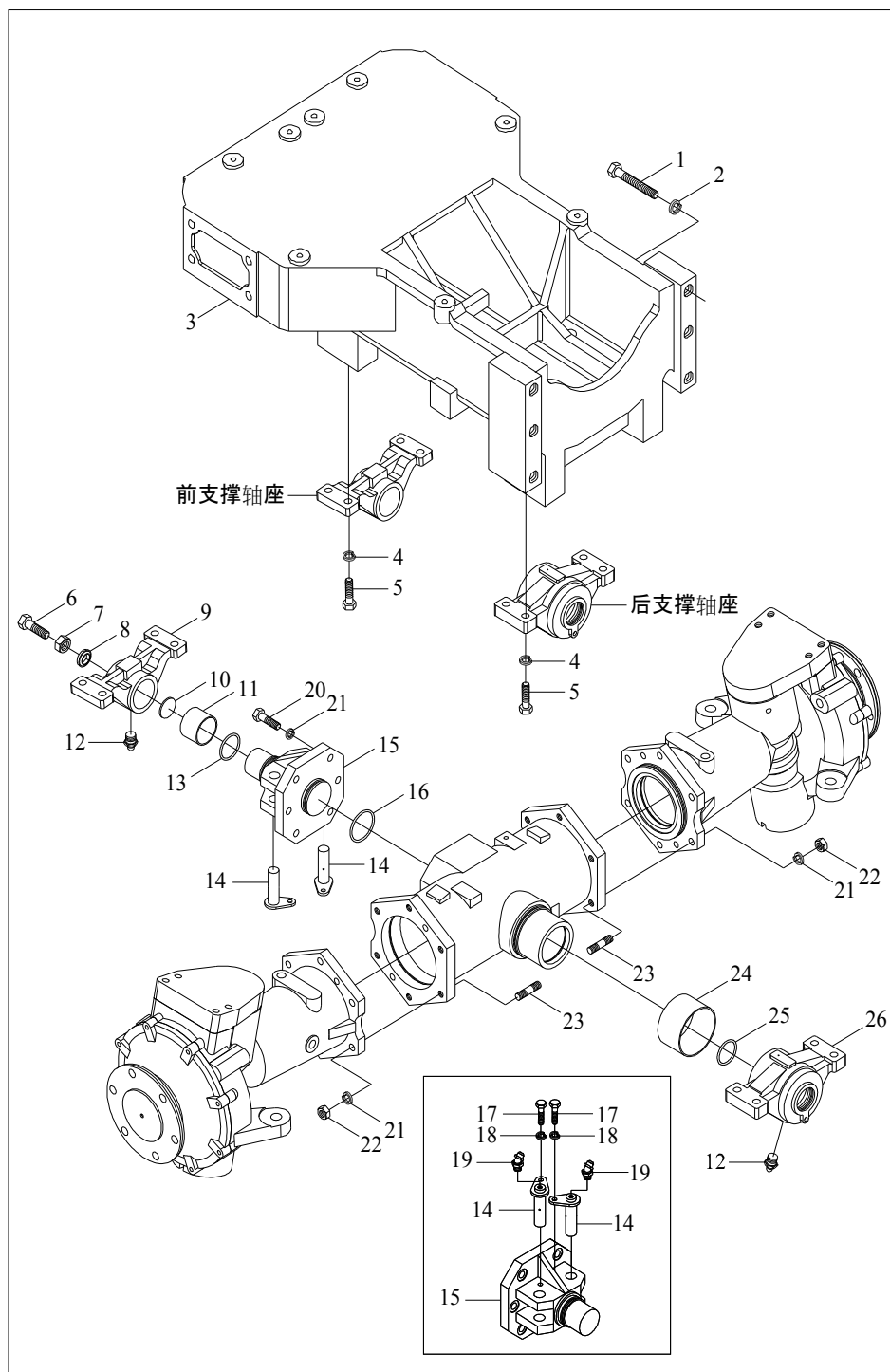
### 前驱动桥总成-4(烟台桥)



**前驱动桥总成-4(烟台桥)**  
**Front Driving Axle Assembly(yantai)-4**

序号 No.	零部件代号	Part Name and Standards	零部件名称及 规格	适用机型和用量 (件) Applied Tractor Models and Qty. (Piece)					
	Drawing No.			LZT 300	LZT 304	LZT 350	LZT 354	LZT400 /450/480 /500/520 /550	LZT404 /454/484 /504/524 /554
	LZT304.31F.001	Front driving axle assembly	前驱动桥总成						1
1	LZT304.31F.160	Dust cap	防尘帽						1
2	JB/T 7940.1	Oil cup M6*1	油杯M6×1						1
3	LZT304.31F.165	Anchor pin	固定销						1
4	GB/T 893.1	Circlip 35	挡圈35						1
5	GB/T 9163	Arthrosis bearing GE20ES	关节轴承GE20ES						1
6	LZT304.31F.166	Piston rod ring	活塞杆耳环						1
7	LZT304.31F.167	Spacer sleeve	隔套						1
8	LZT304.31F.168	Nut with trough	六角开槽螺母						3
9	GB/T 91	Split pin 3.2*40	开口销3.2×40						3
10	LZT304.31F.027	Dust cover	防尘皮套						1
11		Pipe clamp 50	管箍50						1
12	LZT304.31F.019	Cylinder	液压缸						1
13	LZT304.31F.026	Dust bursa	防尘皮囊						2
14	LZT304.31F.174	Seat for ball pin, left	左球头销座						1
15	LZT304.31F.178	Ball pin sleeve	球头销衬垫						2
16	LZT304.31F.177	Ball pin	球头销						2
17	LZT304.31F.180	Cap for ball pin	球头销盖						2
18	LZT304.31F.179	Sleeve	衬垫						2
19	LZT304.31F.183	Adjusting shim	调整垫片						2组
20	GB/T 893.1	Circlip 37	挡圈37						2
21	GB/T 6173	Nut M20*1.5LH	螺母M20×1.5LH						1
22	LZT304.31F.175	Drawbar	拉杆						1
23	GB/T 6173	Nut M20*1.5	螺母M20×1.5						1
24	LZT304.31F.176	Seat for ball pin, right	右球头销座						1

### 前驱动桥总成-5(烟台桥)



**前驱动桥总成-5(烟台桥)**  
**Front Driving Axle Assembly(yantai)-5**

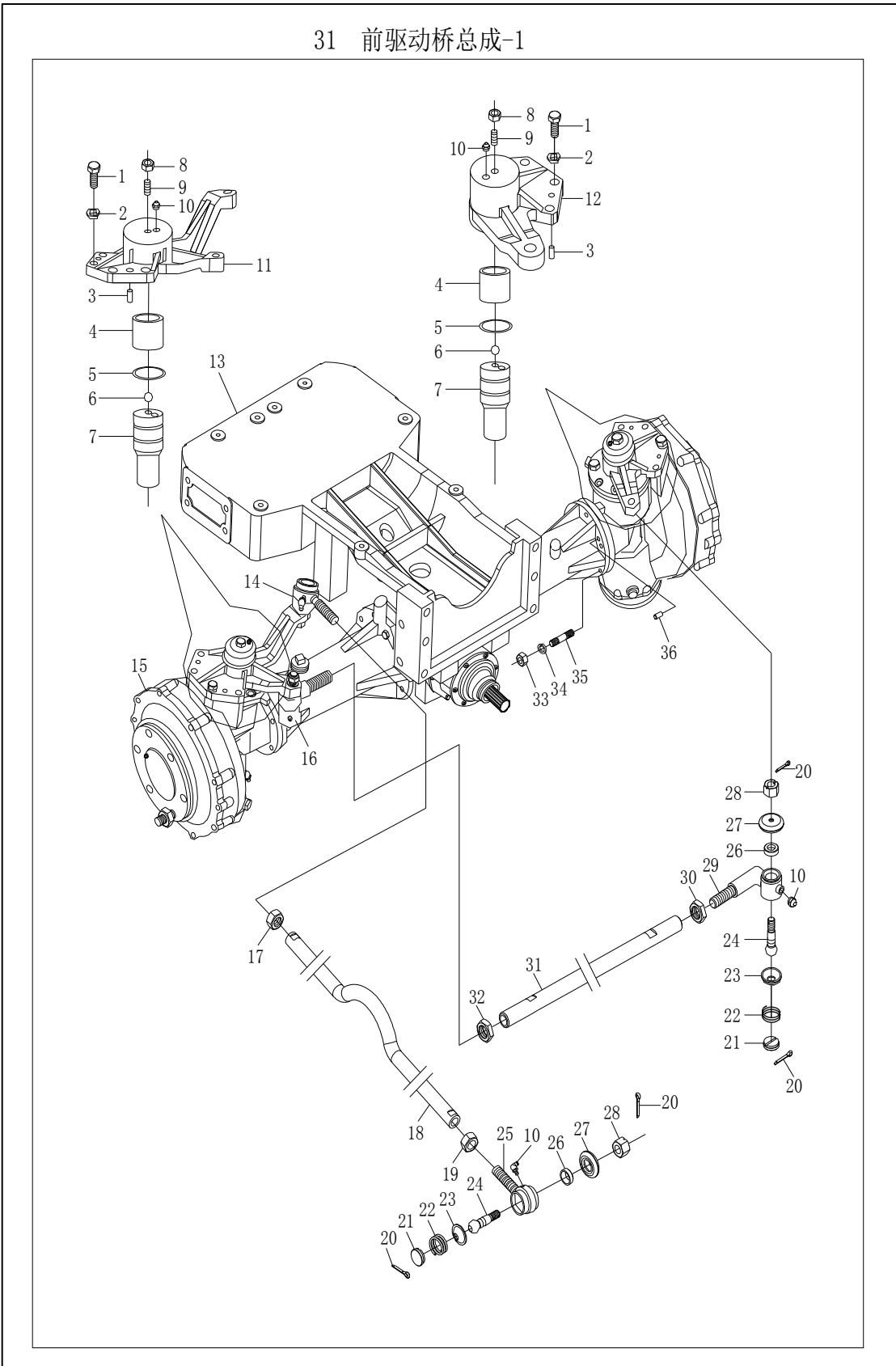
序号 No.	零部件代号	Part Name and Standards	零部件名称及 规格	适用机型和用量 (件) Applied Tractor Models and Qty. (Piece)						
	Drawing No.			LZT 300	LZT 304	LZT 350	LZT 354	LZT400 /450/480 /500/520 /550	LZT404 /454/484 /504/524 /554	
	LZT304.31F.001	Front driving axle assembly	前驱动桥总成							1
1	GB/T 5782	Bolt M16*100-Zn.D	螺栓M16×100- Zn. D							6
2	GB/T 93	Washer 16	垫圈16							6
3	LZT304.31F.101	Holder	托架							1
4	GB/T 93	Washer 14	垫圈14							8
5	GB/T 5783	Bolt M14*40-Zn.D	螺栓M14×40- Zn. D							8
6	GB/T 5783	Bolt M14*40-Zn.D	螺栓M16×40- Zn. D							1
7	GB/T 6170	Nut M16	螺母M16							1
8	LZT304.31F.025	Seal ring	密封垫							1
9	LZT304.31F.149	Holder of front stand axle	前支撑轴座							1
10	LZT304.31F.150	Washer	垫片							1
11	LZT304.31F.148	Rolling bearing 50*40	滑动轴承50×40							1
12	GB/T 7940.1	Cup M8*1	油杯M8×1							2

续表1 Continued One

13	GB/T 3452.1	O-seal ring 47.5*3.55G	O型密封圈47.5× 3.55G							1
14	LZT304.31F.024	Joint pin	连接销							2
15	LZT304.31F.147	Stand axle	支撑轴							1
16	GB/T 3452.1	O-seal ring 58*3.55G	O型密封圈58×3. 55G							1
17	GB/T 5783	Bolt M8*20-Zn.D	螺栓M8×20- Zn. D							2
18	GB/T 93	Washer 8	垫圈8							2
19	GB/T 7940.2	Oil cup 45°M8×1	油杯45° M8×1							2
20	GB/T 5783	Bolt M12*40-Zn.D	螺栓M12×40- Zn. D							6
21	GB/T 93	Washer 12	垫圈12							18
22	GB/T 6170	Nut M12	螺母M12							12
23	GB/T 900	Screw AM12×40- 8.8-Zn.D	螺柱AM12×40- 8. 8-Zn. D							12
24	LZT304.31F.156	Rolling bearing 90*55	滑动轴承90×55							1
25	GB/T 3452.1	O-seal ring 45*3.55G	O型密封圈45×3. 55G							1
26	LZT304.31F.155	Holder of rear stand axle	后支撑轴座							1



### 31 前驱动桥总成-1



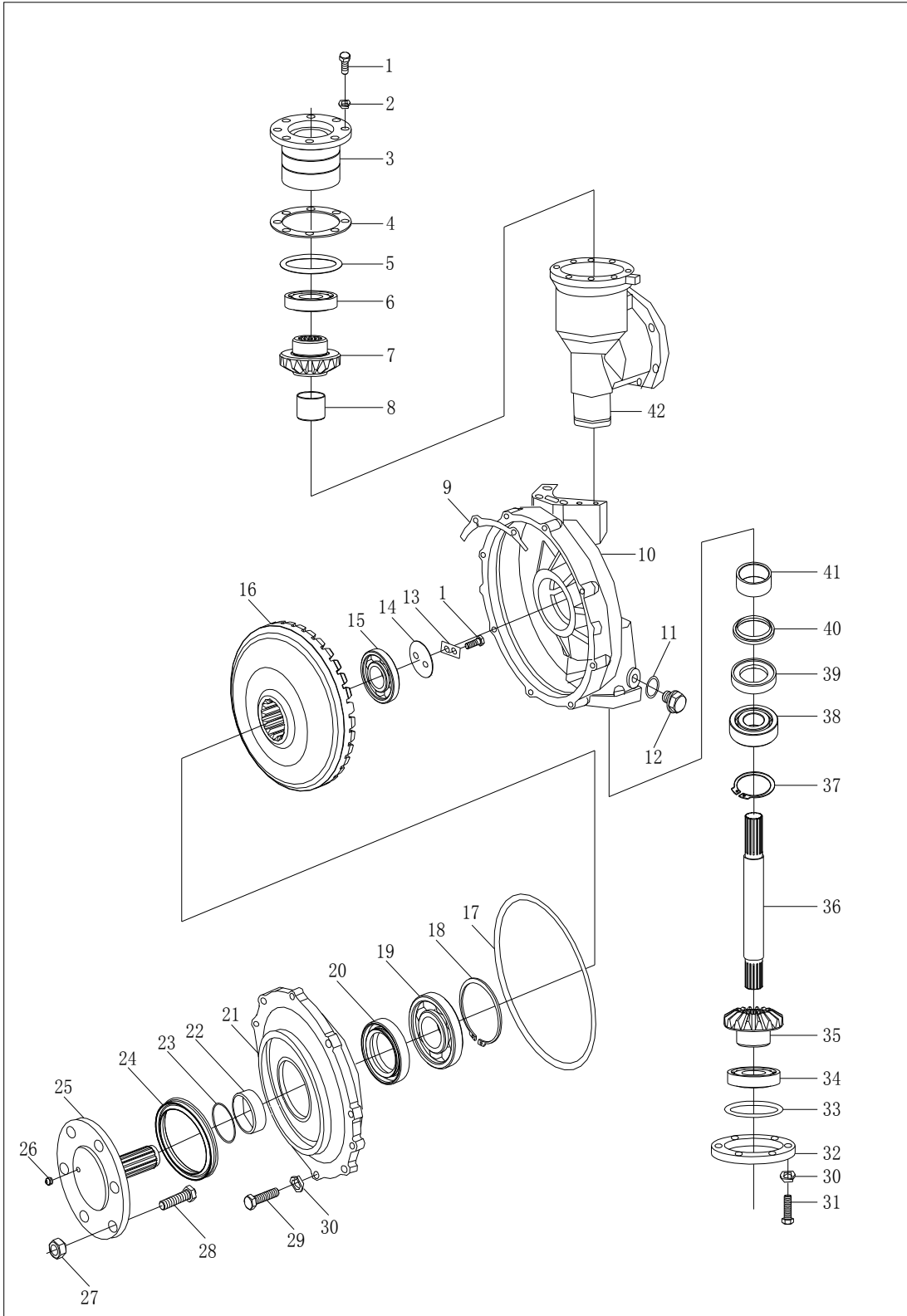
**31 前驱动桥总成(清江)-1**  
**Front Driving Axle Assembly(qingjiang) - 1**

序号 No.	零部件代号	Part Name and Standards	零部件名称及 规格	适用机型和用量 (件) Applied Tractor Models and Qty. (Piece)					
	Drawing No.			LZT 300	LZT 304	LZT 350	LZT 354	LZT400 /450/480 /500/520 /550	LZT404 /454/484 /504/524 /554
1	GB/T5783	Hexagon head bolt- Full thread M12×35	螺栓M12×35		8		8		8
2	GB/T93	Single coil spring lock washer 12- Nomal type	垫圈12		8		8		8
3	GB/T120-1986	Parallel pin with internal thread 8×30	销8×30		4		4		4
4	LZT304.31.165	Shaft sleeve	轴套		2		2		2
5	GB3452.1	O-seal ring 43.7×3.15	O形密封圈43.7 ×3.55		2		2		2
6	LZT304.31.122	Steel ball 8.5000G100b	转向摇臂支撑轴		2		2		2
7	GB/T308-1989	Supporting shaft of sheering rocker	钢球8.5000G100 b		2		2		2
8	LZT304.31.152	Nut M10×1	螺母M10×1		2		2		2
9	LZT304.31.165	Adjusting screw	调整螺钉		2		2		2
10	JB/T7940.1-1995	Oil cup	油杯		4		4		4
11	LZT304.31.166	Left steering rocker	左转向摇臂		1		1		1
12	LZT304.31.180	Right steering rocker	右转向摇臂		1		1		1
13	LZT304.31.101	Holder	托架		1		1		1
14	LZT304.31.181	Joint of left drawbar	左拉杆接头		1		1		1
15	LZT304.31.013	Transmission assembly,left side	左侧传动总成		1		1		1
16	LZT304.31.146	Joint of left cross drawbar	左横拉杆接头		1		1		1
17	GB/T6171	Hexagon nut,style 1-Fine pitch thread M18×1.5(left)	螺母M18×1.5 (左)		1		1		1

续表1 Continued One

18	LZT304.31.188	Longitudinal drawbar	纵拉杆		1		1		
	LZT304.31D.188	Longitudinal drawbar	纵拉杆		1		1		1
19	GB/T6171	Hexagon nut,style 1-Fine pitch thread 18×1.5	螺母18×1.5		1		1		1
20	GB/T91-1986	Split pin 3.2×50	销3.2×50		4		4		4
21	LZT304.31.147	Sealing cap	密封盖		2		2		2
22	LZT304.31.148	Hold-down spring	压紧弹簧		2		2		2
23	LZT304.31.149	Cap for ball pin	球头销盖		2		2		2
24	LZT304.31.151	Ball pin	球头销		2		2		2
25	LZT304.31.189	Joint of right drawbar	右拉杆接头		1		1		1
26	LZT304.31.150	Seat for ball pin	球头销座		2		2		2
27	LZT304.31.152	Sealing roof	密封罩		2		2		2
28	GB/T6178-1986	Hexagon slotted and castle nut,style M14	螺母M14		4		4		4
29	LZT304.31.154	Joint of right drawbar	右拉杆接头		1		1		1
30	GB/T6171	Hexagon nut,style 1-Fine pitch thread M20×1.5(left)	螺母M20X1.5 (左)		1		1		1
31	LZT304.31.153	Central pipe	中间管		1		1		1
32	GB/T6171	Hexagon nut,style 1-Fine pitch thread M20×1.5	细牙螺母M20X1.5		1		1		1
33	GB/T6170	Hexagon nut,style M12	细牙螺母M12		12		12		12
34	GB/T5783	Single coil spring lock washer 12-Normal type	弹性垫圈		12		12		12
35	GB/T93	Double end stub AM12×30-8.8-Zn.D	双头螺栓AM10×30-8.8-Zn.D		12		12		12
36	GB/T119	Parallel pin 12×30	圆柱销12X30		4		4		4

### 31 前驱动桥总成-2



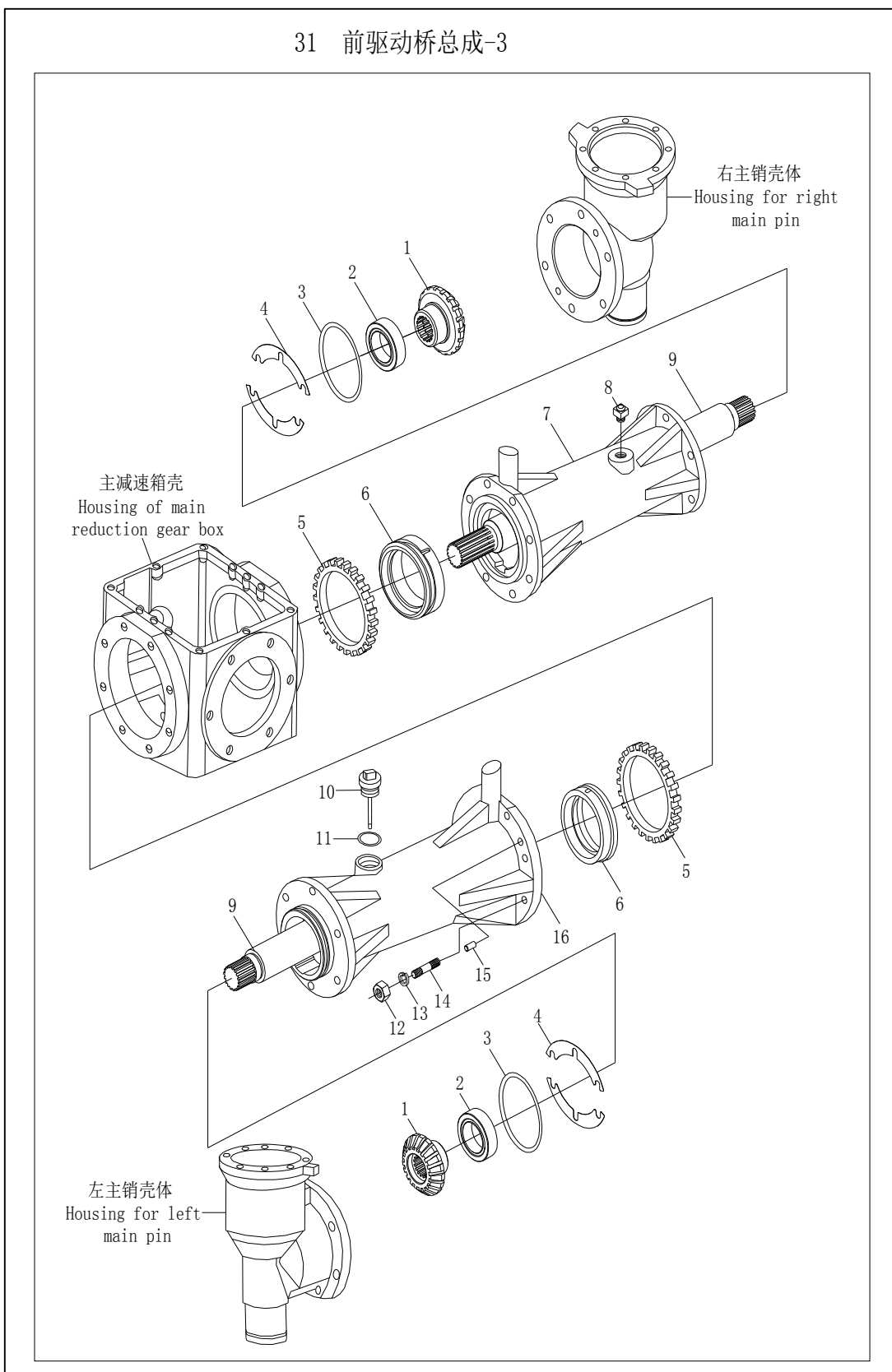
**31 前驱动桥总成(清江)-2**  
**Front Driving Axle Assembly(qingjiang) - 2**

序号 No.	零部件代号	Part Name and Standards	零部件名称及 规格	适用机型和用量 (件) Applied Tractor Models and Qty. (Piece)					
	Drawing No.			LZT 300	LZT 304	LZT 350	LZT 354	LZT400 /450/480 /500/520 /550	LZT404 /454/484 /504/524 /554
1	GB/T5783	Hexagon head bolt-Full thread M8×20	螺栓M8×20		10		10		10
2	GB/T93	Single coil spring lock washer 8-Normal type	垫圈8		8		8		8
3	LZT304.31.123	Housing of bearing	轴承座		1		1		1
4	LZT304.31.124	Adjusting shim	调整垫片		按		按		按需
5	GB3452.1	O-seal ring 85×5.3	O形密封圈85×5.3		1		1		1
6	GB/T297-1994	Rolling bearing-Tapered roller bearing 30208	轴承30208		1		1		1
7	LZT304.31.125	Small driven bevel gear	末端被动直小伞齿轮		2		2		2
8	LZT304.31.127	Spacer sleeve	隔套		1		1		1
9	LZT304.31.134	Adjusting shim	调整垫片		按需		按需		按需
10	LZT304.31.121	Terminal housing,left	左末端壳体		1		1		1
11	LZT304.31.145	Washer	垫圈		1		1		1
12	QC/T379-1999	Square head tapered plug M10×1	螺塞M10×1		1		1		1
13	LZT304.31.119	Stop washer	止退垫		1		1		1
14	LZT304.31.118	Circlip	挡圈		1		1		1
15	GB/T276-1994	Roll bearing-Deep groove ball bearing 6208	轴承6208		1		1		1
16	LZT304.31.120	large conical gear of terminal transmission	最终传动大圆锥齿轮		1		1		1
17	GB3452.1	O-seal ring 80×3.55	O形密封圈80×3.55		2		2		2
18	GB/T893.1-1986	Circlip for hole 110-Type A	挡圈110		1		1		1

续表1 Continued One

19	GB/T276-1994	rolling bearing- Deep groove ball bearing 6310	轴承6310		1		1		1
20	GB/T9877.1-1998	Oil sealing B65×90×10	油封B65×90×10		1		1		1
21	LZT304.31.117	Housing of bearing	轴承座		1		1		1
22	LZT304.31.114	Clothing	套		1		1		1
23	GB3452.1	O-seal ring 50×2.65	O形密封圈50×2.65		1		1		1
24	LZT304.31.116	Dust cap	防尘罩		1		1		1
25	LZT304.31.115	Front driving shaft	前驱动轴		1		1		1
26	JB/T7940.1-1995	Oil cup	油杯		1		1		1
27	LZT304.31.112	Nut	螺母		6		6		6
28	LZT304.31.113	Bolt	滚花螺栓		6		6		6
29	GB/T5783	Hexagon head bolt- Full thread M10×35	螺栓M10×35		6		6		6
30	GB/T93	Single coil spring lock washer 10- Normal type	垫圈10		14		14		14
31	GB/T5783	Hexagon head bolt- Full thread	螺栓M10×25		8		8		8
32	LZT304.31.110	Terminal cover	端盖		1		1		1
33	LZT304.31.130	Adjusting shim	调整垫片		按需		按需		按需
34	GB/T297-1994	Rolling bearing- Tapered roller bearing 30210	轴承30210		1		1		1
35	LZT304.31.131	Small terminal driving conical gear	末端主动小圆锥 齿轮		1		1		1
36	LZT304.31.129	main shaft pin	主轴销		1		1		1
37	GB/T894.1-1986	Circlip for shaft 55- Type A	挡圈55		1		1		1
38	GB/T276-1994	Rolling bearing- Deep groove ball bearing 6011	轴承6011		1		1		1
39	GB/T9877.1-1998	Oil sealing B65×85×10	油封B65×85×10		1		1		1
40	LZT304.31.133	Dust ring	防尘圈		1		1		1
41	LZT304.31.132	Sleeve	衬套		1		1		1
42	LZT304.31.126	Housing for left main pin	左主销壳体		1		1		1

### 31 前驱动桥总成-3

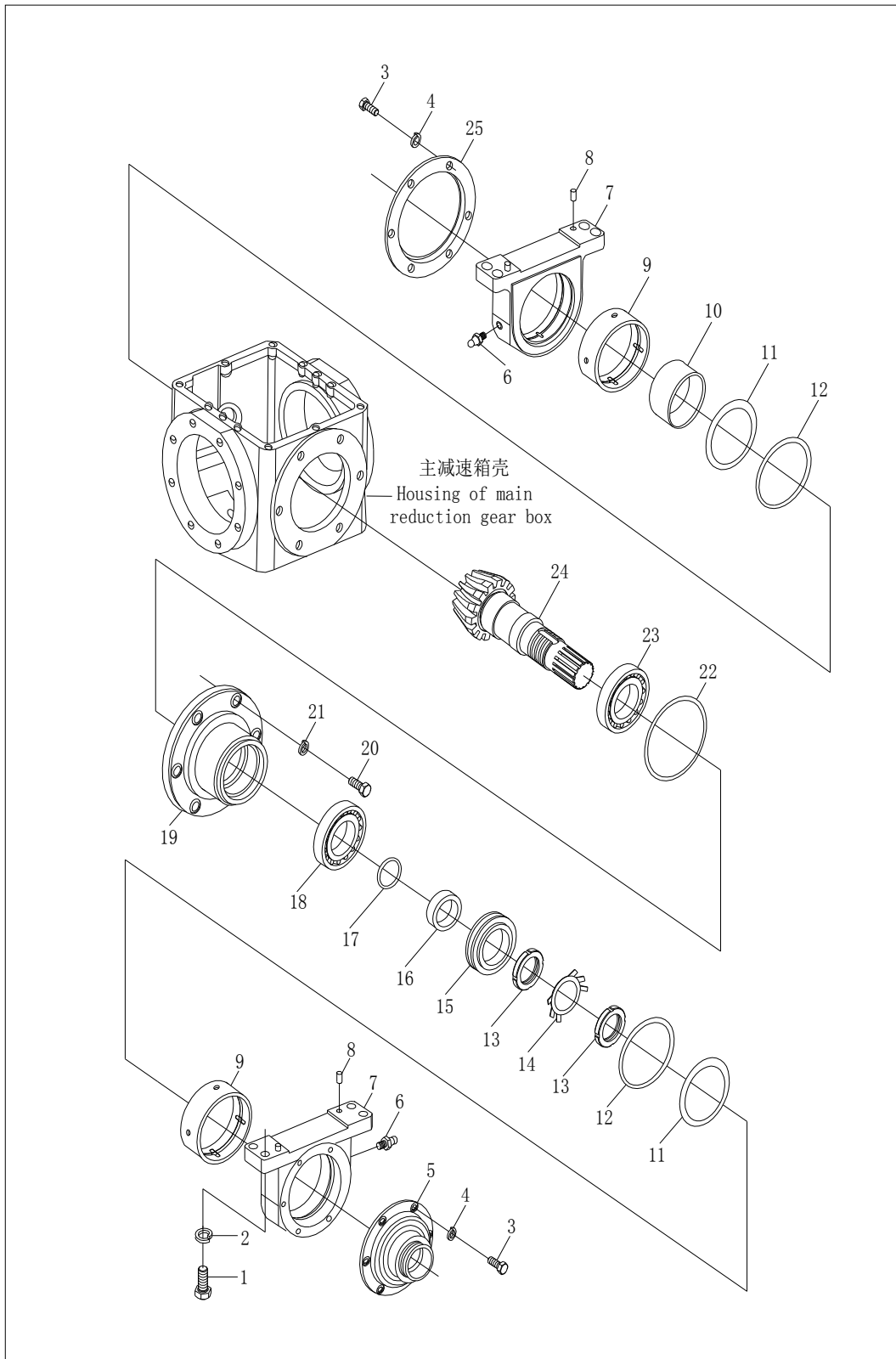


**31 前驱动桥总成(清江)-3**  
**Front Driving Axle Assembly(qingjiang) - 3**

序号 No.	零部件代号	Part Name and Standards	零部件名称及 规格	适用机型和用量 (件) Applied Tractor Models and Qty. (Piece)					
	Drawing No.			LZT 300	LZT 304	LZT 350	LZT 354	LZT400 /450/480 /500/520 /550	LZT404 /454/484 /504/524 /554
1	LZT304.31.157	Small straight bevel gear of half axle	半轴小直伞齿轮		2		2		2
2	GB/T276	Rolling bearing- deep groove ball bearing 6209	轴承6209		2		2		2
3	GB3452.1	O-seal ring 80×3.55	O形密封圈80×3. 55		2		2		2
4	LZT304.31.134	Adjusting shim	调整垫片		○		○		○
5	LZT304.31.139	Adjusting nut	调整螺母		2		2		2
6	LZT304.31.138	Housing of right half axle	差速器轴承座		2		2		2
7	LZT304.31.105	sleeve for right half axle	右半轴套管		1		1		1
8	QC/T410-	Open-type air plug	常开式通气塞		1		1		1
9	LZT304.31.158	Half axle	半轴		1		1		1
10	QC/T379	Square head tapered plug M10×1	螺塞M10×1		1		1		1
11	GB3452. 1	O-seal ring 30×3.1	O形密封圈 30×3. 1		1		1		1
12	GB/T6170	Hexagon nut,style 1 M10	I型螺母M10		8		8		8
13	GB/T93	Single coil spring lock washer 10- normal type	弹性垫圈		8		8		8
14	GB/T899	Double end stub AM10×30-8.8-Zn.D	螺柱AM10×25- 8. 8-Zn. D		8		8		8
15	GB/T119	Paraller pin 12×30	圆柱销12X30		4		4		4
16	LZT304.31.106	Sleeve for left half axle	左半轴套管		1		1		1



31 前驱动桥总成-4



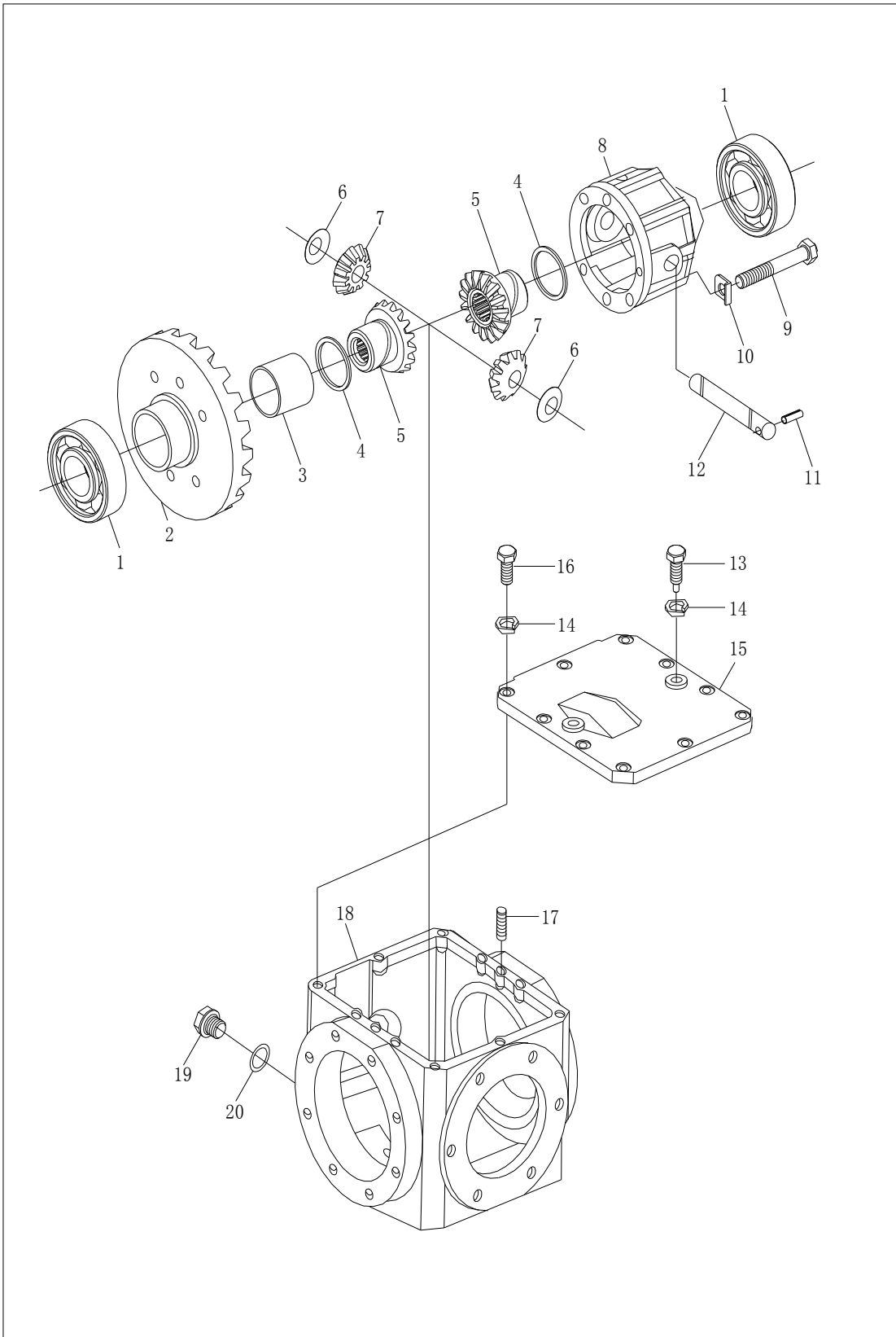
**31 前驱动桥总成(清江)-4**  
**Front Driving Axle Assembly(qingjiang) - 4**

序号 No.	零部件代号	Part Name and Standards	零部件名称及 规格	适用机型和用量 (件) Applied Tractor Models and Qty. (Piece)					
	Drawing No.			LZT 300	LZT 304	LZT 350	LZT 354	LZT400 /450/480 /500/520 /550	LZT404 /454/484 /504/524 /554
	<b>GB/T5783</b>	Hexagon head bolt- Full thread M12×40	螺栓M12X40		8		8		8
2	<b>GB/T93</b>	Single coil spring lock washer12 - Normal type	垫圈12		8		8		8
3	<b>GB/T5783</b>	Hexagon head bolt- Full thread M6×16	螺栓M6×16		12		12		12
4	<b>GB/T93</b>	Single coil spring lock washer 6- Normal type	垫圈6		12		12		12
5	<b>LZT304.31.108</b>	Rear cover	后盖		1		1		1
6	<b>JB/T7940.1-1995</b>	Oil cup M10×1	油杯M10×1		2		2		2
7	<b>LZT304.31.163</b>	Housing of bearing	轴承座		2		2		2
8	<b>GB/T119-1986</b>	Paralle pin D8×20	销D8X20		4		4		4
9	<b>LZT304.31.162</b>	Shaft sleeve	轴套		2		2		2
10	<b>LZT304.31.141</b>	Sleeve of front oscillating axle	前摆轴衬套		1		1		1

续表1 Continued One

11	GB3452.1	O-seal ring 85×3.55	O形密封圈85×3.55		1		1		1
12	LZT304.31.109	Washer	垫		按需		按需		按需
13	GB/T810-1998	Small round nut M30×1.5	螺母M30×1.5		2		2		2
14	GB/T858-1998	Tab washer for round nut 30	垫圈30		1		1		1
15	GB/T9877.7-1998	Oil seal B45×70×8	油封B45×70×8		1		1		1
16	LZT304.31.170	Spacer sleeve	隔套		1		1		1
17	GB3452.1	O-seal ring 33.5×2.65	O形密封圈33.5×2.65		1		1		1
18	GB/T297-1994	Rolling bearing-Tapered roller bearing 32007	轴承32007		1		1		1
19	LZT304.31.169	End cover of input shaft	输入轴端盖		1		1		1
20	GB/T5783	Hexagon head bolt - Full thread M10×30	螺栓M10×30		6		6		6
21	GB/T93	Single coil spring lock washer 10-Normal type	垫圈10		6		6		6
22	GB3452.1	O-seal ring95×2.65	O形密封圈95×2.65		1		1		1
23	GB/T297-1994	Rolling bearing-Tapered roller bearing 30208	轴承30208		1		1		1
24	LZT304.31.167	Input gear shaft	输入齿轮轴		1		1		1
25	LZT304.31.107	Front cover	前盖		1		1		1

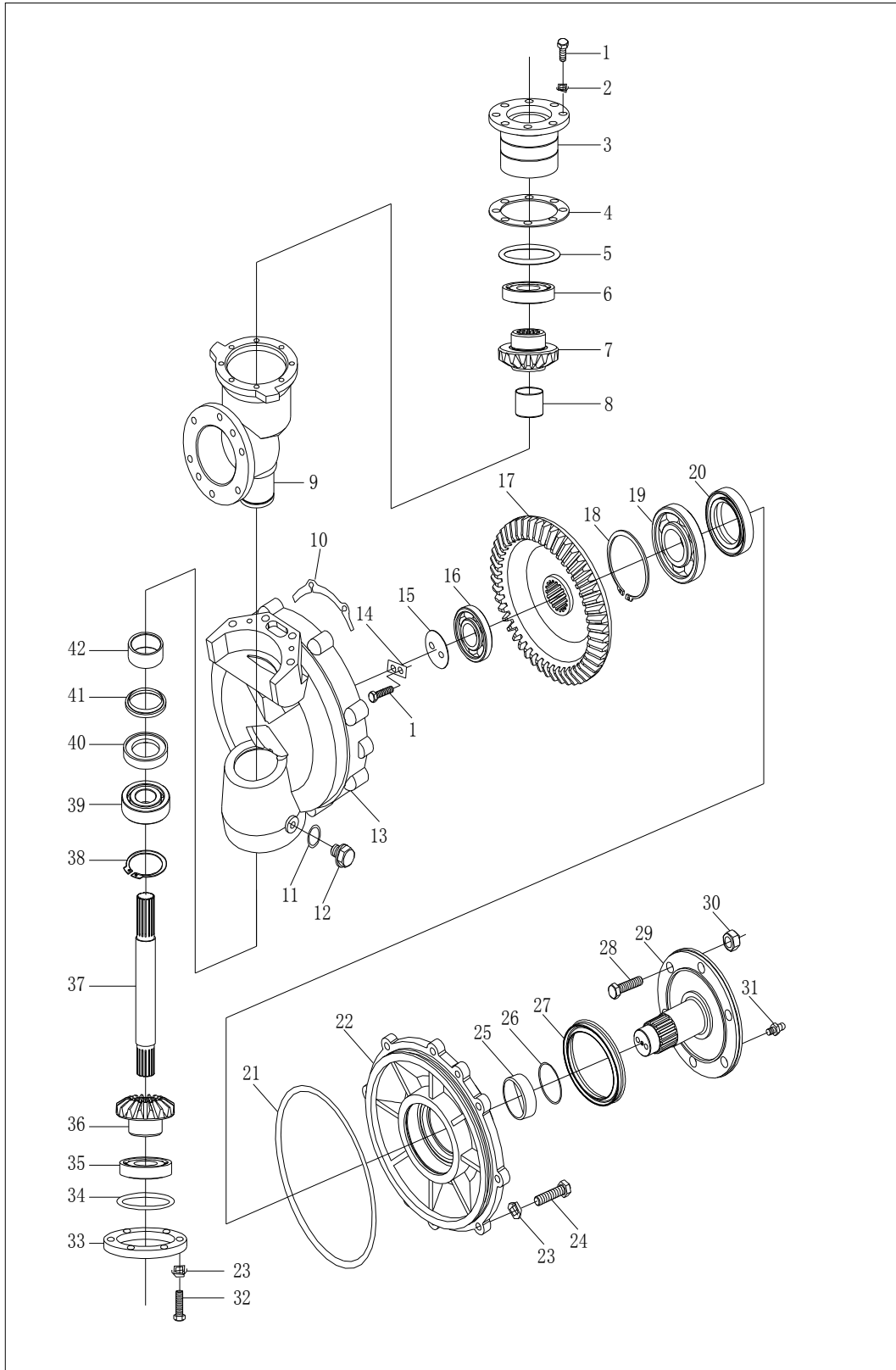
### 31 前驱动桥总成-5



**31 前驱动桥总成(清江)-5**  
**Front Driving Axle Assembly(qingjiang) - 5**

序号 No.	零部件代号	Part Name and Standards	零部件名称及 规格	适用机型和用量 (件) Applied Tractor Models and Qty. (Piece)					
	Drawing No.			LZT 300	LZT 304	LZT 350	LZT 354	LZT400 /450/480 /500/520 /550	LZT404 /454/484 /504/524 /554
1	GB/T297-1994	Rolling bearing- Tapered roller bearing 30211	轴承30211		2		2		2
2	LZT304.31.172	Large bevel gear of central transmission	中央传动大螺伞 齿轮		1		1		1
3	LZT304.31.171	Sleeve of half axle gear	半轴齿轮衬套		1		1		1
4	LZT304.177	Washer of half axle gear	半轴齿轮垫片		2		2		2
5	LZT304.31.176	Half axle gear	半轴齿轮		2		2		2
6	LZT304.31.174	Washer for planetary gear	行星齿轮垫圈		2		2		2
7	LZT304.31.173	Planetar gear	行星齿轮		2		2		2
8	LZT304.31.178	Housing of differential	差速器壳		12		12		12
9	GB/T5782	Hexagon head bolt M10×80	螺栓M10×80		6		6		6
10	LZT304.31.175	Lock plate	锁片		6		6		6
11	GB/T879-1986	Spring-type straight pin 6×30	弹性销6×30		1		1		1
12	LZT304.31.179	Shaft of planetary gear	行星齿轮轴		1		1		1
13	LZT304.31.144	Set screw	定位螺钉		2		2		2
14	GB/T93	Single coil spring lock washer 8 - Normal type	垫圈8		12		12		12
15	LZT304.31.142	Case cover of central transmission	中央传动箱盖		1		1		1
16	GB/T5783	Hexagon head bolt Full thread M10×25	螺栓M10×25		10		10		10
17	GB/T72-1988	Slotted set screw with cone point M8×20	螺栓M8X20		2		2		2
18	LZT304.31.140	Housing of main reduction gear box	主减速箱壳		1		1		1
19	DC/T379-1999	Square head tapered plug M10×1	螺塞M10X1		1		1		1
20	LZT304.31.145	Washer	垫圈		1		1		1

### 31 前驱动桥总成-6



**31 前驱动桥总成(清江)-6**  
**Front Driving Axle Assembly(qingjiang) - 6**

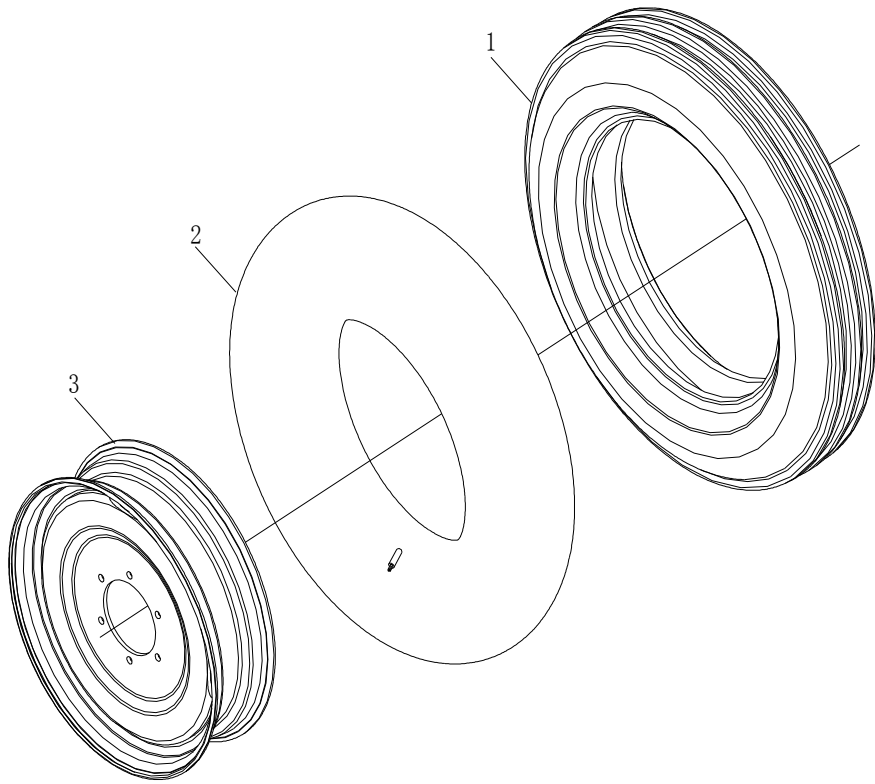
序号 No.	零部件代号	Part Name and Standards	零部件名称及 规格	适用机型和用量 (件) Applied Tractor Models and Qty. (Piece)					
	Drawing No.			LZT 300	LZT 304	LZT 350	LZT 354	LZT400 /450/480 /500/520 /550	LZT404 /454/484 /504/524 /554
1	GB/T5783	Hexagon head bolt - Full thread M8×20	螺栓M8×20		10		10		10
2	GB/T93	Single coil spring lock washer 8- Normal type	垫圈8		8		8		8
3	LZT304.31.123	Housing of bearing	轴承座		1		1		1
4	LZT304.31.124	Adjusting shim	调整垫片		按 需		按 需		按 需
5	GB3452.1	O-seal ring 85×5.3	O形密封圈85×5.3		1		1		1
6	GB/T297-1994	Rolling bearing- Tapered roller bearing 30208	轴承30208		1		1		1
7	LZT304.31.125	Small driven bevel gear	末端被动直小伞 齿轮		2		2		2
8	LZT304.31.127	Spacer sleeve	隔套		1		1		1
9	LZT304.31.160	Housing for right main pin	右主销壳体		1		1		1
10	LZT304.31.134	Adjusting shim	调整垫片		按 需		按 需		按 需
11	LZT304.31.145	Washer	垫圈		1		1		1
12	QC/T379-1999	Square head tapered plug M10×1	螺塞M10×1		1		1		1
13	LZT304.31.161	Terminal housing,right	右末端壳体		1		1		1
14	LZT304.31.119	Stop washer	止退垫		1		1		1
15	LZT304.31.118	Circlip	挡圈		1		1		1
16	GB/T276-1994	Rolling bearing- Deep groove ball bearing 6208	轴承6208		1		1		1
17	LZT304.31.120	Large conical gear of terminal transmission	最终传动大圆锥 齿轮		1		1		1
18	GB/T893.1-1986	Circlip for hole 110- Type A	挡圈110		1		1		1

续表1 Continued One

19	GB/T276-1994	Rolling bearing - Deep groove ball bearing 6310	轴承6310		1		1		1
20	GB/T9877.1-1998	Oil cup B65×90×10	油封B65×90×10		1		1		1
21	GB3452.1	O-seal ring 80×3.55	O形密封圈80×3.55		2		2		2
22	LZT304.31.117	Housing of bearing	轴承座		1		1		1
23	GB/T93	Single coil spring lock washer 10- Normal type	垫圈10		14		14		14
24	GB/T5783	Hexagon head bolt - Full thread M10×35	螺栓M10×35		6		6		6
25	LZT304.31.114	Clothing	套		1		1		1
26	GB3452.1	O-seal ring 50×2.65	O形密封圈50×2.65		1		1		1
27	LZT304.31.116	Dust cap	防尘罩		1		1		1
28	LZT304.31.113	Bolt	滚花螺栓		6		6		6
29	LZT304.31.115	Front driving shaft	前驱动轴		1		1		1
30	LZT304.31.112	Nut	螺母		6		6		6
31	JB/T7940.1-1995	Oil cup	油杯		1		1		1
32	GB/T5783	Hexagon head bolt - Full thread M10×25	螺栓M10×25		8		8		8
33	LZT304.31.110	Terminal cover	端盖		1		1		1
34	LZT304.31.130	Adjusting shim	调整垫片		按需		按需		按需
35	GB/T297-1994	Rolling bearing- Tapered roller bearing 30210	轴承30210		1		1		1
36	LZT304.31.131	Small terminal driving conical gear	末端主动小圆锥 齿轮		1		1		1
37	LZT304.31.129	Main shaft pin	主轴销		1		1		1
38	GB/T894.1-1986	Circlip for shaft 55- Type A	挡圈55		1		1		1
39	GB/T276-1994	Rolling bearing- Deep groove ball bearing 6011	轴承6011		1		1		1
40	GB/T9877.1-1998	Oil sealing B65×85×10	油封B65×85×10		1		1		1
41	LZT304.31.133	Dust ring	防尘圈		1		1		1
42	LZT304.31.132	Sleeve	衬套		1		1		1



32 前轮总成

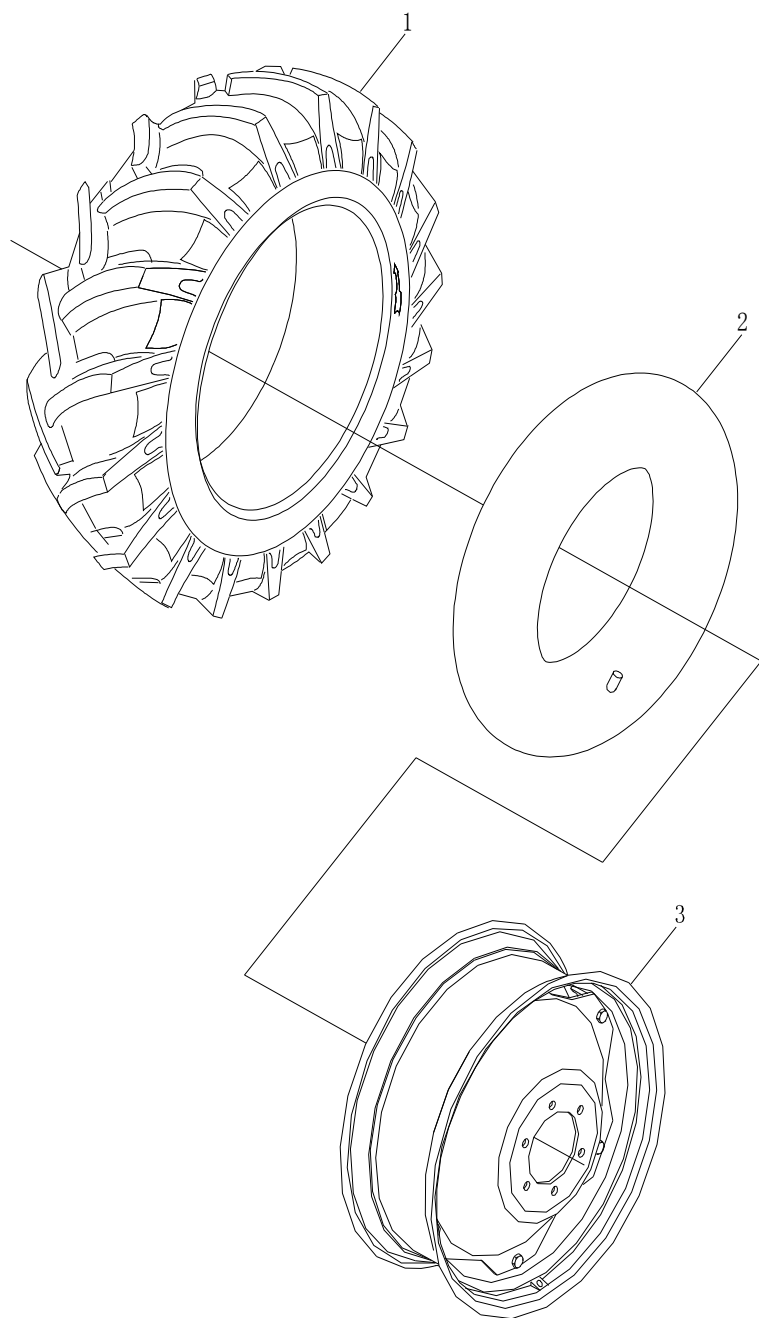


## 32 前 轮 总 成

### Front Driving Wheel Assembly

序号 No.	零部件代号	Part Name and Standards	零部件名称及 规格	适用机型和用量 (件) Applied Tractor Models and Qty. (Piece)						
	Drawing No.			LZT 300	LZT 304	LZT 350	LZT 354	LZT400 /450/480 /500/520 /550	LZT404 /454/484 /504/524 /554	
1	GB/T2979-1999	Cover tire 5.00-15	外胎5.00-15	2						
		Cover tire 5.50-16	外胎5.50-16			2				
		Cover tire 6.00-16	外胎6.00-16					2		
2	GB/T2979-1999	Inner tube 5.00-15	内胎5.00-15	2						
		Inner tube 5.50-16	内胎5.50-16			2				
		Inner tube 6.00-16	内胎6.00-16					2		
3	LZT300.32.011	Rim weldment(4.00E×1 5)	轮辋4.00E×15焊 合件	2						
	LZT400.32.011	Rim weldment(4.00E×1 6)	轮辋4.00E×16焊 合件			2		2		

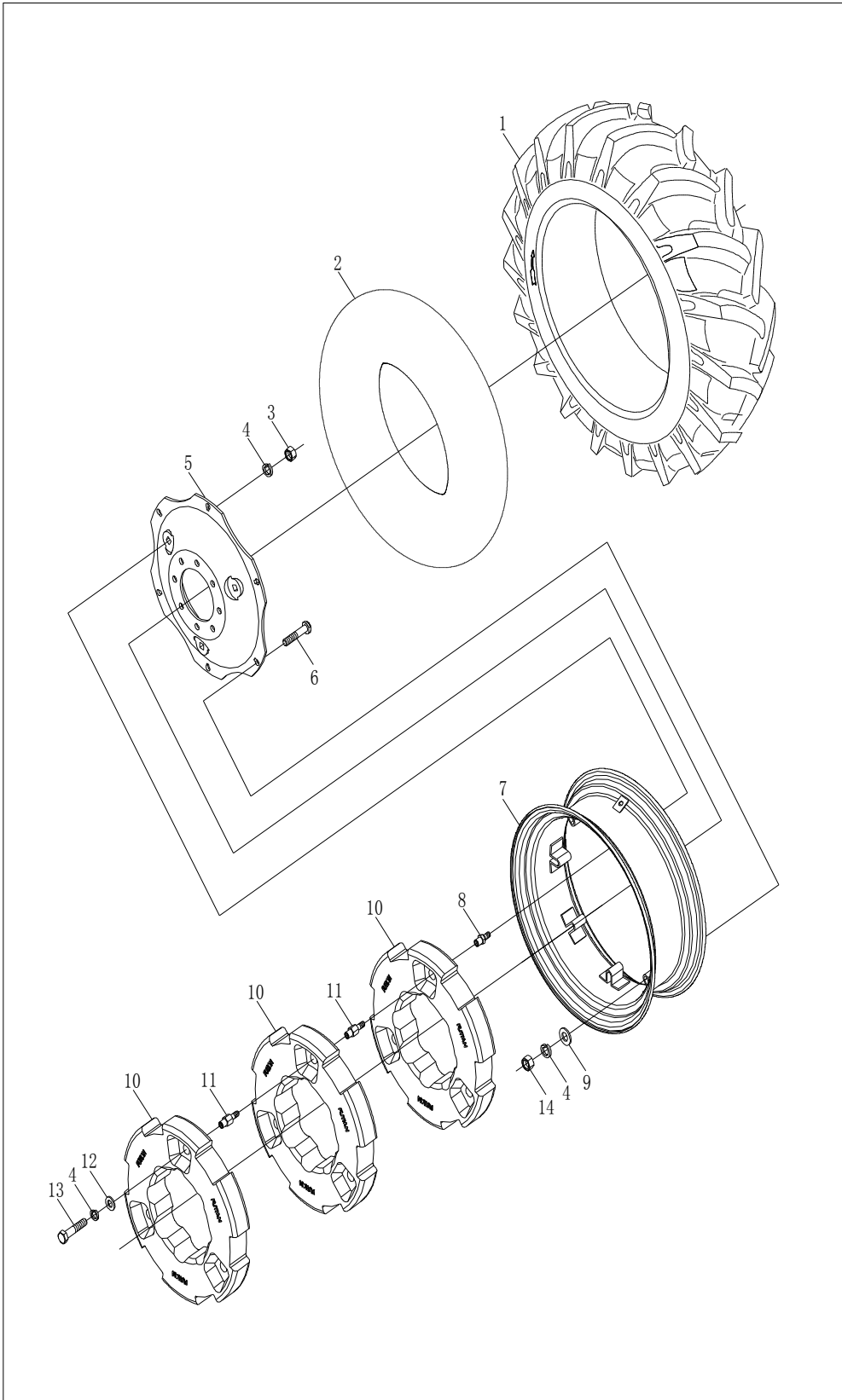
FT300. 32. 001前驱动轮总成



## 32 前驱动轮总成

序号 No.	零部件代号	Part Name and Standards	零部件名称及 规格	适用机型和用量 (件) Applied Tractor Models and Qty. (Piece)					
	Drawing No.			LZT 300	LZT 304	LZT 350	LZT 354	LZT400 /450/480 /500/520 /550	LZT404 /454/484 /504/524 /554
	LZT 404.32.001	Front driving wheel assembly	前轮总成						2
	LZT 354.32B.001	Front driving wheel assembly	前轮总成				2		
	LZT 404.32B.001	Front driving wheel assembly	前轮总成						2
1	GB/T 2979	Cover tire 6.50-16	外胎6.50-16		2				
	GB/T 2979	Cover tire 7.50-16	外胎7.50-16				2		
	GB/T 2979	Cover tire 8.30-20	外胎8.30-20						2
	GB/T 2979	Cover tire 7.50-16(Rice tire)	外胎7.50-16(水田)				2		
	GB/T 2979	Cover tire 8.30-20(Rice tire)	外胎8.30-20(水田)						2
2	GB/T 2979	Inner tube6.50-16	内胎6.5-16		2				
	GB/T 2979	Inner tube7.50-16	内胎7.5-16				2		
	GB/T 2979	Inner tube8.30-20	内胎8.3-20						2
	GB/T 2979	Inner tube 7.50-16	内胎7.5-16				2		
	GB/T 2979	Inner tube 8.30-20	内胎8.3-20						2
3	LZT 304.32.011	Front rim weldment(5.50F×16)	轮辋5.50FX16焊合件		2		2		
	LZT 404.32.011	Front rim weldment(W7×20)	轮辋W7X20焊合件						2

34/91 后驱动轮及后配重总成



**34/91 后驱动轮及后配重总成**  
**Rear Driving Wheel and Rear Ballast Assembly**

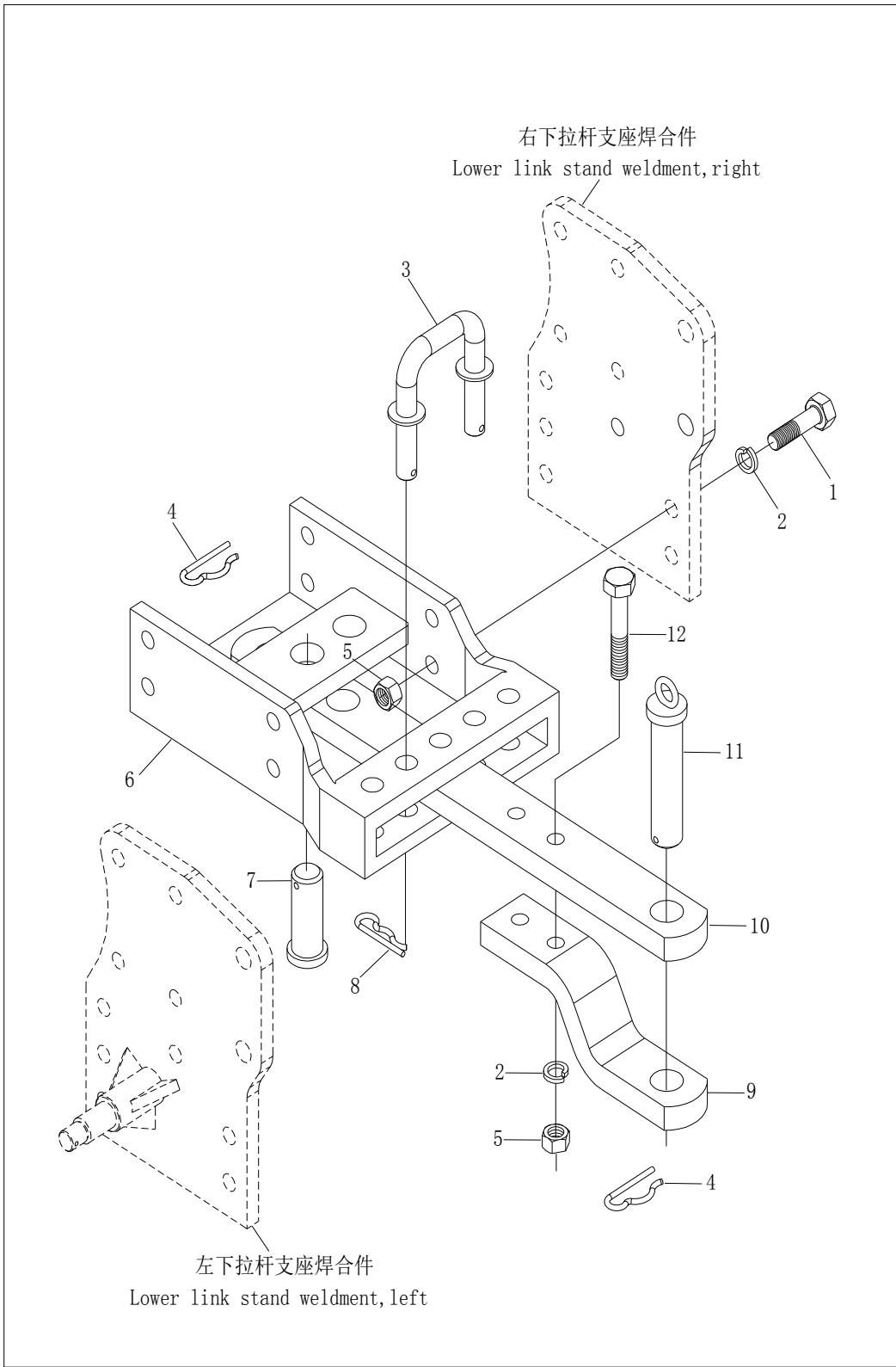
序号 No.	零部件代号	Part Name and Standards	零部件名称及 规格	适用机型和用量 (件) Applied Tractor Models and Qty. (Piece)					
	Drawing No.			LZT 300	LZT 304	LZT 350	LZT 354	LZT400 /450/480 /500/520 /550	LZT404 /454/484 /504/524 /554
	LZT 300.34.001	Rear driving wheel assembly	后驱动轮总成						
	LZT 350.34.001	Rear driving wheel assembly	后驱动轮总成						
	LZT 400.34.001	Rear driving wheel assembly	后驱动轮总成						
	LZT 404.34.001	Rear driving wheel assembly	后驱动轮总成						
	LZT 404.34B.001	Rear driving wheel assembly	后驱动轮总成						
1	GB/T 2979	Cover tire ,driving wheel 11.2-24	驱动轮外胎11.2-24	2	2				
	GB/T 2979	Cover tire ,driving wheel 11.2-28	驱动轮外胎11.2-28	2	2				
	GB/T 2979	Cover tire ,driving wheel 12.4-28①	驱动轮外胎12.4-28			2	2		
	GB/T 2979	Cover tire ,driving wheel 14.9-24	驱动轮外胎14.9-24					2	2
	GB/T 2979	Cover tire ,driving wheel 11-28②	驱动轮外胎11-28(水田轮胎)						
2	GB/T 2979	Inner tube, driving wheel11.2-24	驱动轮内胎11.2-24	2	2				
	GB/T 2979	Inner tube, driving wheel 11.2-28	驱动轮内胎11.2-28			2	2		
	GB/T 2979	Inner tube, driving wheel 12.4-28①	驱动轮内胎11-28 (水田胎)					2	2
	GB/T 2979	Inner tube, driving wheel 14.9-24	驱动轮内胎12.4-28					2	2

续表1 Continued One

	GB/T 2979	Inner tube, driving wheel 11-28	驱动轮内胎11-28(水田轮胎)						
3	GB/T 6170	Hexagon nut, style 1 M16-Zn.D	螺母M16×1.5-Zn.D	8	8	12	12	12	12
4	GB/T 93	Single coil spring lock washer- Normal type 6-Zn.D	垫圈16	20	20	24	24	24	24
5	LZT300.34.104	Spoke ,Rear driving wheel	辐板	2	2				
	LZT 400.34.103	Spoke ,Rear driving wheel	辐板			2	2	2	2
	LZT 404.34.102	Spoke ,Rear driving wheel	辐板						
6	LZT 300.34.102	Rim bolt	轮辋螺栓	8	8	12	12	12	12
7	LZT 300.34.012	Rim weldment W10*24	轮辋W10×24组合件	2	2				
	LZT 400.34.012	Rim weldment W10*28	轮辋W10×28组合件			2	2	2	2
	LZT 404.34.012	Rim weldment W12*24	轮辋W12×24组合件						
8	LZT 400.91.102	Rear ballast screw(I)	后配重螺钉1	8	8	12	12	12	12
9	LZT300.34.106	Plain washer	垫圈	8	8	12	12	12	12
10	LZT 300.91.101	Rear ballast	后配重	6					
	LZT 400.91.101	Rear ballast	后配重		4	6	4	8	8
11	LZT650.91.103	Rear ballast screw(II)	后配重螺钉2	12	6	12	6	18	18
12	LZT 650.34.104	Plain washer	垫圈	6	6	6	6	6	6
13	GB/T 5783	Hexagon head bolt-Full thread M6*45-Zn.D	全螺纹螺栓M16×45-Zn.D	6	6	6	6	6	6
14	GB/T 6170	Hexagon nut, style 1 M16-Zn.D	螺母M16-Zn.D	6	6	6	6	6	6

Note :②Rice tire

# 35A 牵引机构总成

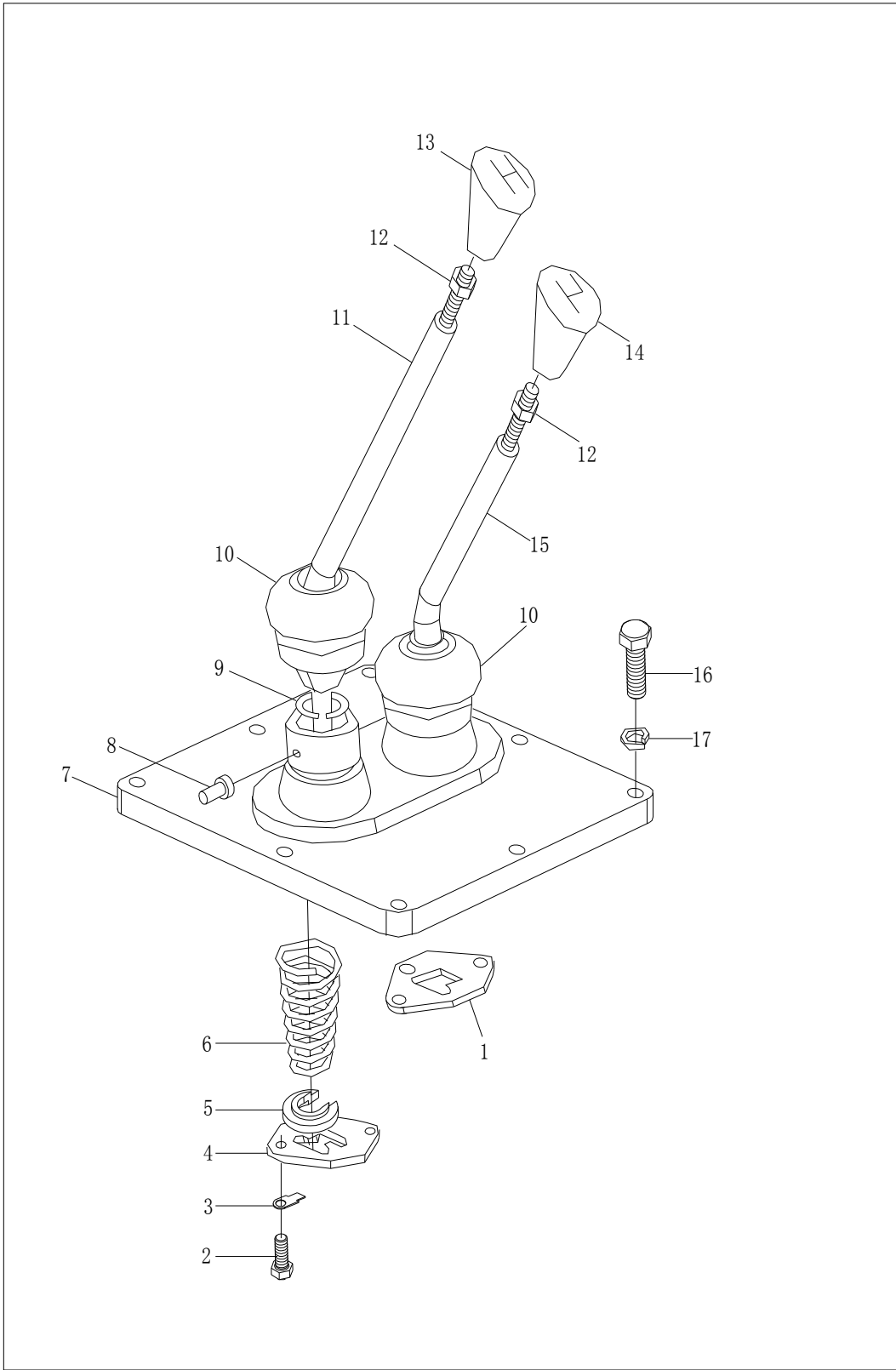




## 35A 牵引机构总成 Towing Mechanism Assembly

序号 No.	零部件代号	Part Name and Standards	零部件名称及 规格	适用机型和用量 (件) Applied Tractor Models and Qty. (Piece)					
	Drawing No.			LZT 300	LZT 304	LZT 350	LZT 354	LZT400 /450/480 /500/520 /550	LZT404 /454/484 /504/524 /554
1	GB/T 5783	Hexagon head bolt- Full thread M16×55—Zn.D	螺栓M16X35- Zn.D	8	8	8	8	8	8
2	GB/T 93	Single coil spring lock washer 16- Normal type	垫圈16	10	10	10	10	10	10
3	LZT300.35C.013	U-latch weldment	右侧连接板焊合	1	1	1	1	1	1
4	LZT65.53.103	Elastic locking pin	U形销焊合	2	2	2	2	2	2
5	GB/T 6170	Hexagon nut,style 1 M16-Zn.D	螺母M16-Zn.D	10	10	10	10	10	10
6	LZT300.35A.012	Towing frame weldment	牵引架焊合	1	1	1	1	1	1
7	LZT300.35C.103	Joint locking pin	左侧连接板焊合	1	1	1	1	1	1
8	LZT300.35C.131	Locking pin	连接锁销	2	2	2	2	2	2
9	LZT300.35C.101	Lower part of U- hook	U形钩下件	1	1	1	1	1	1
10	LZT300.35A.102	Upper part of U- hook	U形钩上件	1	1	1	1	1	1
11	LZT300.35C.015	Towing pin roll weldment	牵引销轴焊合	1	1	1	1	1	1
12	GB/T 5783	Hexagon head bolt- Full thread M16×80—Zn.D	螺栓M16X80- Zn.D	2	2	2	2	2	2

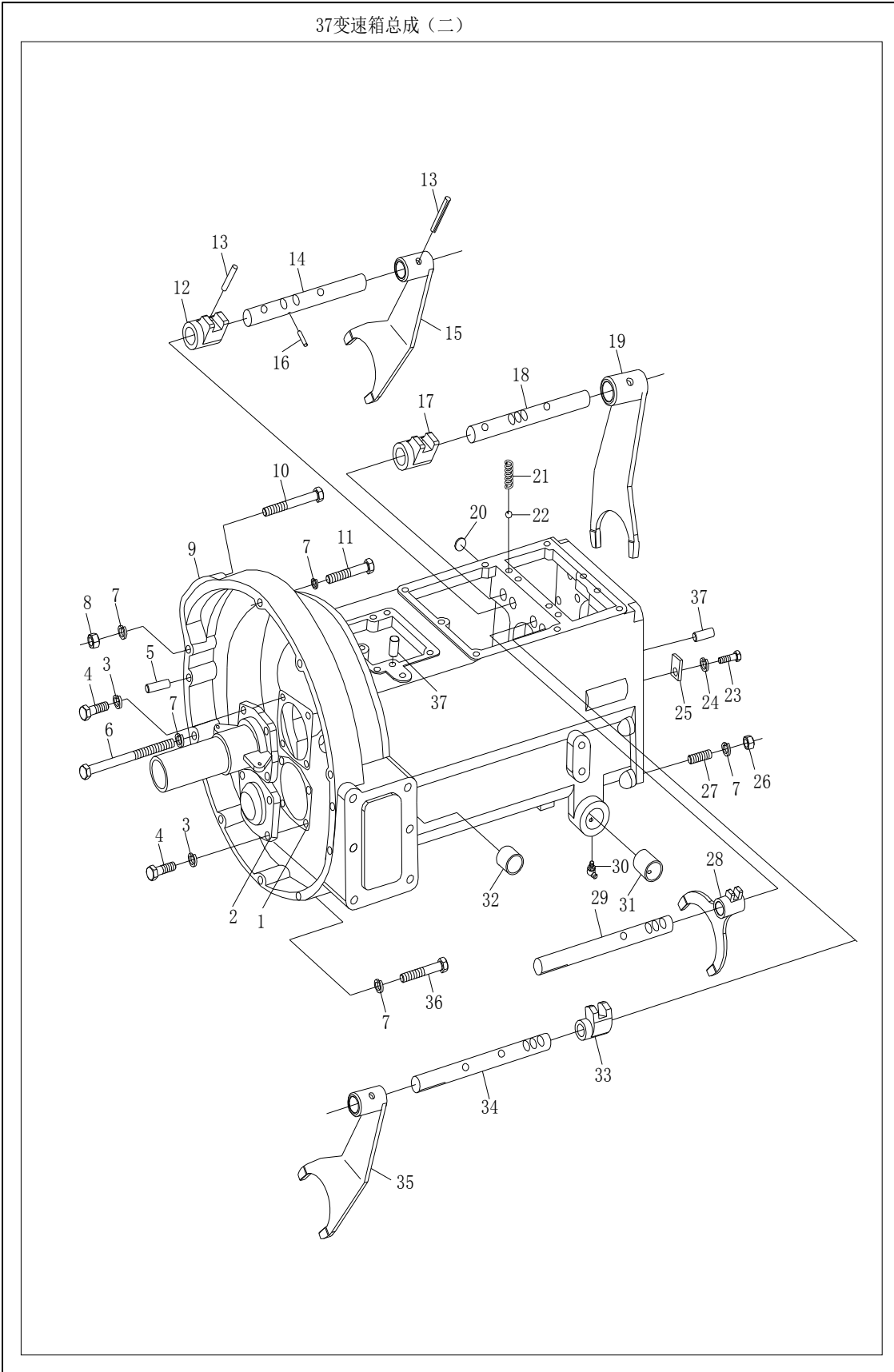
### 37变速箱总成（一）



## 37 变速箱总成(1) Gearbox Assembly-1

序号 No.	零部件代号	Part Name and Standards	零部件名称及 规格	适用机型和用量(件) Applied Tractor Models and Qty. (Piece)					
	Drawing No.			LZT 300	LZT 304	LZT 350	LZT 354	LZT400 /450/480 /500/520 /550	LZT404 /454/484 /504/524 /554
1	LZT300.37.161	Auxiliary gearshift runner	副变速导板	1	1	1	1	1	1
2	GB/T 5783	Hexagon head bolt-Full thread M8×16-Zn.D	螺栓 M8X16-Zn.D	4	4	4	4	4	4
3	GB/T 854	Tab washer with long tab 8	止动垫圈8	4	4	4	4	4	4
4	LZT300.37.162	Main gearshift runner	主变速导板	1	1	1	1	1	1
5	LZT300.37.164	Spring snap ring of gear change handle	变速杆弹簧挡圈	2	2	2	2	2	2
6	LZT300.37.165	Spring of gear change handle	变速杆弹簧	2	2	2	2	2	2
7	LZT300.37.163	Upper housing ,gearbox	变速箱上盖	1	1	1	1	1	1
8	LZT300.37.177	Rivet	铆钉	2	2	2	2	2	2
9	GB/T 893.1	Circlip for hole 35-Type A	孔用弹性挡圈35	2	2	2	2	2	2
10	LZT300.37.166	Dust cover of gear change handle	变速杆防尘罩	2	2	2	2	2	2
11	LZT300.37.167	Gear change handle ,main gearshift	主变速杆	1	1	1	1	1	1
12	GB/T 6172	Hexagon thin nut M10-Zn.D	螺母 M10-Zn.D	2	2	2	2	2	2
13	LZT300.37.015	Gear change handle assembly ,auxiliary gearshift	主变速操纵手柄总成	1	1	1	1	1	1
14	LZT300.37.016	Gear change handle assembly ,auxiliary gearshift	副变速操纵手柄总成	1	1	1	1	1	1
15	LZT300.37.160a	Gear change handle of auxiliary gearshift	副变速杆	1	1	1	1	1	1
16	GB/T 5783	Hexagon head bolt-Full thread M10×30-Zn.D	螺栓 M10X30-Zn.D	6	6	6	6	6	6
17	GB/T 93	Single coil spring lock washer 10-Normal type	弹簧垫圈 10	6	6	6	6	6	6

37变速箱总成(二)



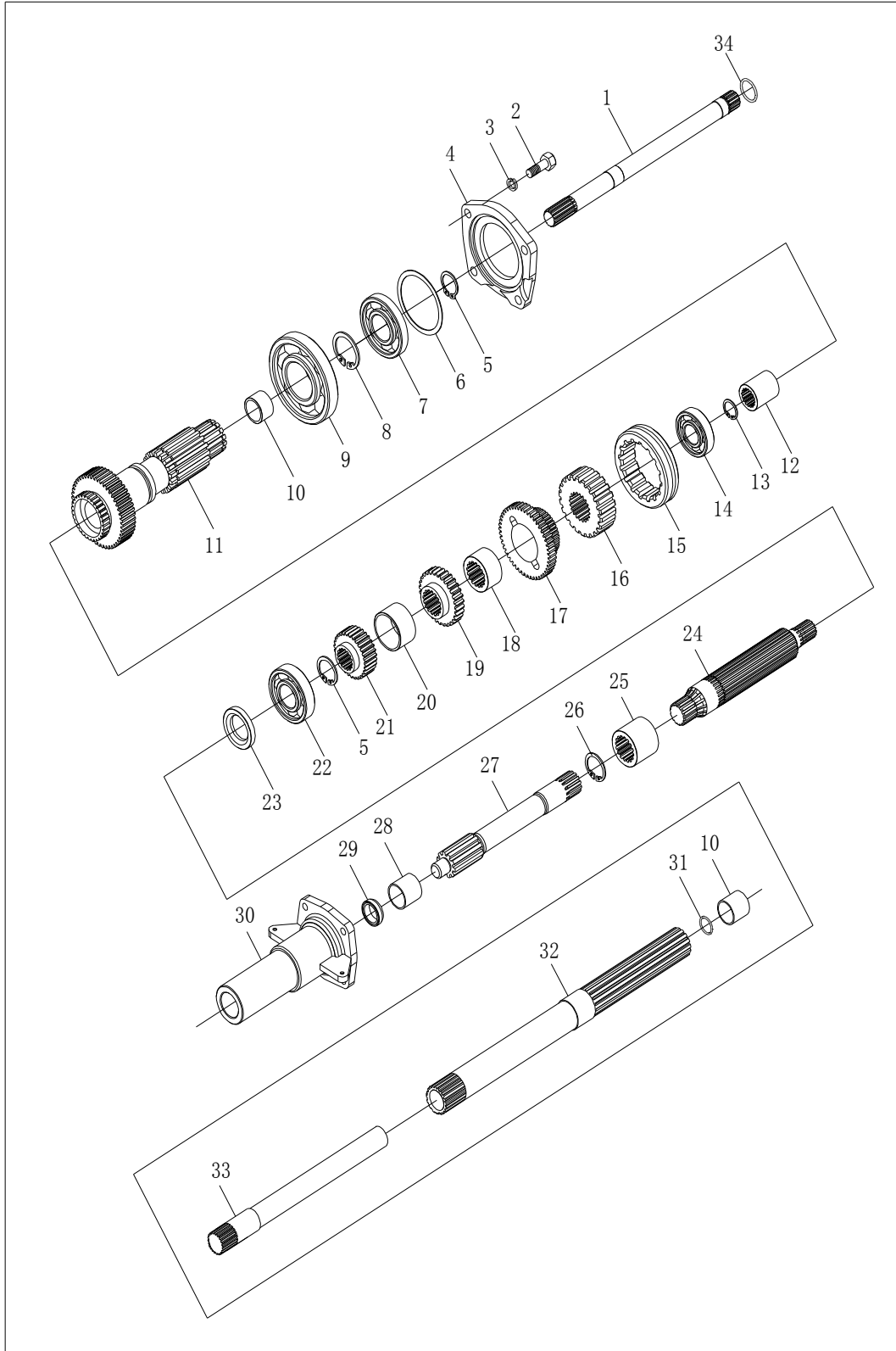
## 37变速箱总成 (2) Gearbox Assembly-2

序号 No.	零部件代号	Part Name and Standards	零部件名称及 规格	适用机型和用量 (件) Applied Tractor Models and Qty. (Piece)					
	Drawing No.			LZT 300	LZT 304	LZT 350	LZT 354	LZT400 /450/480 /500/520 /550	LZT404 /454/484 /504/524 /554
1	LZT300.37.119	Housing gasket of II shaft	II轴轴承盖纸垫	1	1	1	1	1	1
2	LZT300.37.120	Housing of II shaft	II轴轴承盖	1	1	1	1	1	1
3	GB/T 93	Single coil spring lock washer 8- Normal type	弹簧垫圈 8	8	8	8	8	8	8
4	GB/T 5783	Hexagon head bolt- Full thread M8×25-Zn.D	螺栓 M8X25- Zn.D	8	8	8	8	8	8
5	GB/T 119-1986	Paralle pin D12×22-Zn.D	圆柱销 D12X30- Zn.D	4	4	4	4	4	4
6	GB/T 5782	Hexagon head bolt M12×110-Zn.D	螺栓 M12X110- Zn.D	2	2	2	2	2	2
7	GB/T 93	Single coil spring lock washer 12- Normal type	弹簧垫圈 12- Zn,D	22	22	22	22	22	22
8	GB/T 6170	Hexagon nut ,style 1 M 12 -Zn.D	螺母 M12-Zn.D	3	3	3	3	3	3
9	LZT300.37E.101	Gearbox housing	变速箱壳体	1	1	1	1	1	1
10	GB/T 5782	Hexagon head bolt M12×100-Zn.D	螺栓 M12X100- Zn.D	3	3	3	3	3	3
11	GB/T 5782	Hexagon head bolt M12×70-Zn.D	螺栓 M12X70- Zn.D	3	3	3	3	3	3
12	LZT300.37.153	Reverse gear fork	倒档拨头	1	1	1	1	1	1
13	GB/T 879	Spring type straight pin-Slotted 5×25	弹性圆柱销5X25	7	7	7	7	7	7
14	LZT300.37.155	Shaft of reverse gear fork	倒档拨叉轴	1	1	1	1	1	1
15	LZT300.37.146	Reverse gear fork	倒档拨叉	1	1	1	1	1	1
16	LZT300.37.151	Inter-lock pin	互锁销	1	1	1	1	1	1
17	LZT300.37.154	Auxiliary gearshift fork	副变速拨头	1	1	1	1	1	1

续表1 Continued One

18	LZT300.37.156	Shaft of auxiliary gearshift fork	副变速拨叉轴	1	1	1	1	1	1
19	LZT300.37.145	Auxiliary gearshift fork	副变速拨叉	1	1	1	1	1	1
20	QC/T 387-1999	Shim	塞片	1	1	1	1	1	1
21	LZT300.37.135	Locating spring of fork shaft	拨叉轴定位弹簧	4	4	4	4	4	4
22	GB/T 308-1989	Stell ball 8.0000G100b	钢球8.0000G100b	4	4	4	4	4	4
23	GB/T 5783	Hexagon head bolt-Full thread M10×20-Zn.D	螺栓 M10X20-Zn.D	1	1	1	1	1	1
24	GB/T 93	Single coil spring lock washer 10-Normal type	弹簧垫圈 10	1	1	1	1	1	1
25	LZT300.37.140	Limiting plate for reverse shaft	倒档轴限位板	1	1	1	1	1	1
26	GB/T 6171	Hexagon nut,style 1-Fine pitch M12×1.5-Zn.D	螺母 M12X1.5-Zn.D	10	10	10	10	10	10
27	GB/T 899	Double end stud AM12-AM12-M12×1.5×35-8.8-Zn.D	双头螺柱AM12-M12X1.5X35-8.8-Zn.D	10	10	10	10	10	10
28	LZT300.37.147	III-IV gear fork	III-IV档拨叉	1	1	1	1	1	1
29	LZT300.37.150	III-IV gear fork shaft	III-IV档拨叉轴	1	1	1	1	1	1
30	GB/T 1153-1986	Fitting grease nipple 90°M10×1	油杯 90° MX1	2	2	2	2	2	2
31	LZT300.37.158	Sleeve for pedal shaft	踏板轴衬套	2	2	2	2	2	2
32	LZT300.37.159	Sleeve for separating fork shaft	分离叉轴衬套	2	2	2	2	2	2
33	LZT300.37.152	I - II gear fork handle	I-II档拨头	1	1	1	1	1	1
34	LZT300.37.149	I - II gear shifting fork shaft	I-II档拨叉轴	1	1	1	1	1	1
35	LZT300.37.148	I - II gear fork	I-II档拨叉	1	1	1	1	1	1
36	GB/T 5782	Hexagon head bolt M12×160-Zn.D	螺栓 M12X160-Zn.D	3	3	3	3	3	3
37	GB/T119	Parallel pin D12×30-Zn.D	圆柱销 D12X30-Zn.D	3	3	3	3	3	3

### 37变速箱总成 (三)



**37变速箱总成 (3)**  
**Gearbox Assembly-3**

序号 No.	零部件代号	Part Name and Standards	零部件名称及 规格	适用机型和用量 (件) Applied Tractor Models and Qty. (Piece)					
	Drawing No.			LZT 300	LZT 304	LZT 350	LZT 354	LZT400 /450/480 /500/520 /550	LZT404 /454/484 /504/524 /554
	LZT300.37.137	Joint shaft ,PTO	动力输出连接轴						
1	LZT300.37E.137	Joint shaft ,PTO①	动力输出连接轴 ①	1	1	1	1	1	1
2	GB/T 5783	Hexagon head bolt- Full thread M10×30-Zn.D	螺栓 M10X30- Zn.D	4	4	4	4	4	4
3	GB/T 93	Single coil spring lock washer 10 Normal type	弹簧垫圈 10	4	4	4	4	4	4
4	LZT300.37.139	Cover of auxiliary gearshift	副变速轴承盖	1	1	1	1	1	1
5	GB/T 894.1	Circlip for shaft 40- Type A	轴用弹性挡圈40	2	2	2	2	2	2
6	LZT300.37.138	Stop ring	止动环	1	1	1	1	1	1
7	GB/T 276	Rolling bearing - Deep groove ball bearing 6308N	轴承 6308N	1	1	1	1	1	1
8	GB/T 894.1	Circlip for shaft 50- Type A	轴用弹性挡圈 50	1	1	1	1	1	1
9	GB/T 276	Rolling bearing - Deep groove ball bearing 6210	轴承 6210	1	1	1	1	1	1
10	LZT300.37.170	Sleeve②	衬套②	1	1	1	1	1	1
11	LZT300.37.169	Driving gear shaft of auxiliary gearshift	副变速主动齿轮 轴	1	1	1	1	1	1
12	LZT300.37.136	Joint tube	连接套	1	1	1	1	1	1



续表1 Continued One

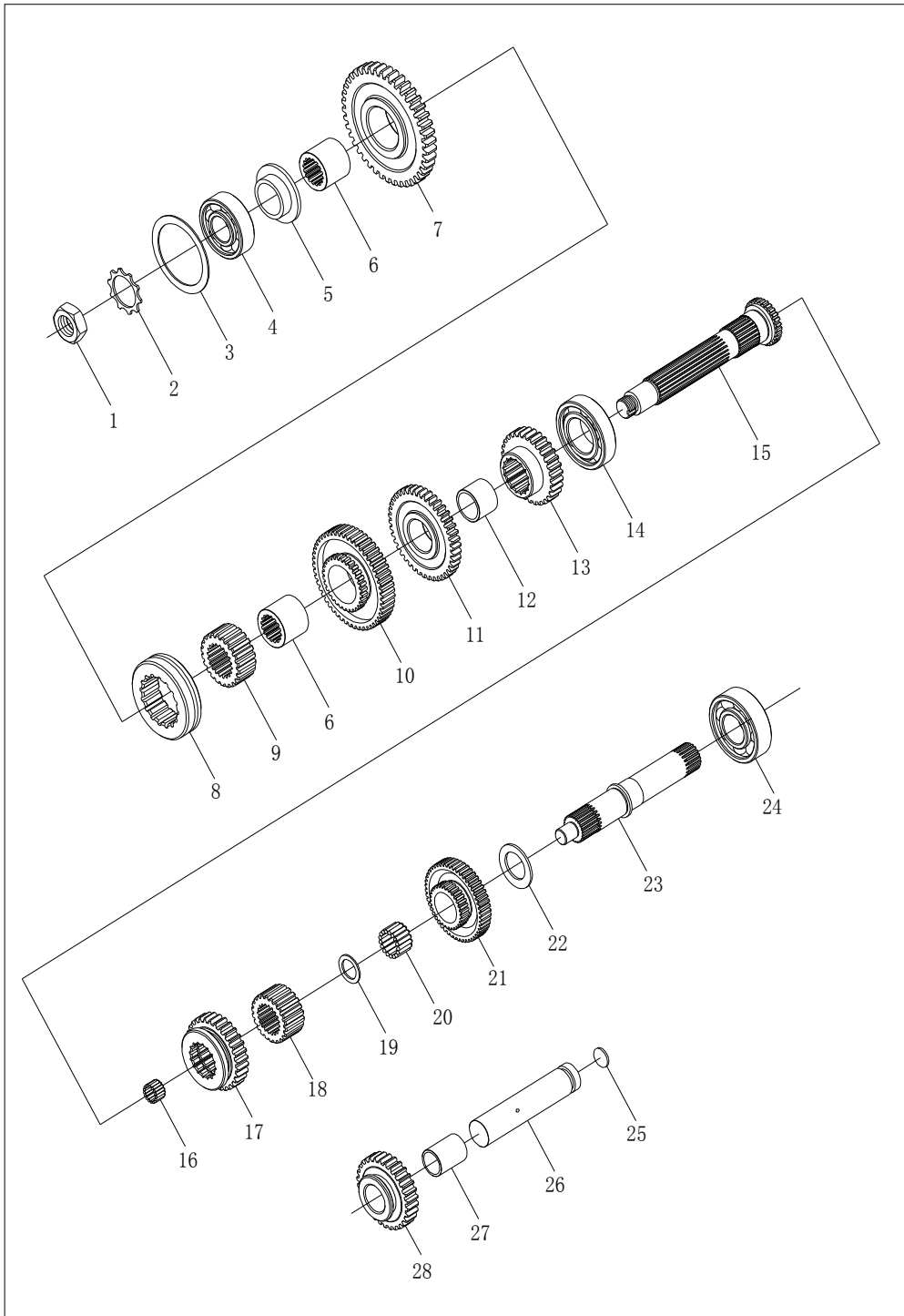
13	GB/T 893.1	Circlip for hole 21-Type A	孔用弹性挡圈 21	1	1	1	1	1	1
14	GB/T 276	Rolling bearing - Deep groove ball bearing 6305 <sup>③</sup>	轴承 6305 <sup>③</sup>	1	1	1	1	1	1
	GB/T 276	Rolling bearing-Deep groove ball bearing 6107 <sup>④</sup>	轴承 6107 <sup>④</sup>	1	1	1	1	1	1
15	LZT300.37.134	III-IV gear engaging sleeve	III-IV档啮合套	1	1	1	1	1	1
16	LZT300.37.132	III-IV gear engaging tooth holder	III-IV档啮合齿座	1	1	1	1	1	1
17	LZT300.37.131	Driving gear ,III gear	III档主动齿轮	1	1	1	1	1	1
18	LZT300.37.130	Gear sleeve ,III gear	III档齿轮衬套	1	1	1	1	1	1
19	LZT300.37.128	Driving gear II gear	II档主动齿轮	1	1	1	1	1	1
20	LZT300.37.127a	Space sleeve , I - II gear <sup>③</sup>	I-II档齿轮隔套 <sup>③</sup>	1	1	1	1	1	1
	LZT300.37B.127	Space sleeve , I - II gear <sup>④</sup>	I-II档齿轮隔套 <sup>④</sup>	1	1	1	1	1	1
21	LZT300.37.126a	Driving gear , I gear <sup>③</sup>	I档主动齿轮 <sup>③</sup>	1	1	1	1	1	1
	LZT300.37B.126	Driving gear , I gear <sup>④</sup>	I档主动齿轮 <sup>④</sup>	1	1	1	1	1	1
22	GB/T 276	Rolling bearing - Deep groove ball bearing 6208	轴承 6208	1	1	1	1	1	1
23	JB 2600	Skeleton oil sealing PG40×62×10	骨架油封PG40X62X10	1	1	1	1	1	1
24	LZT300.37.121	I shaft <sup>③</sup>	I 轴 <sup>③</sup>	1	1	1	1	1	1

续表2 Continued Two

25	LZT800.37.106	Joint tube ,PTO③	动力输出轴联接套③	1	1	1	1	1	1
26	GB/T 893.1	Circlip for hole 28-Type A③	挡圈 28③	1	1	1	1	1	1
27	LZT300.37E.123a	Sahft of clutch③	离合器轴③	1	1	1	1		
	LZT400.37E.123	Shaft clutch③	离合器轴③					1	1
28	LZT800.37.112	Sleeve ,PTO③	输出轴衬套③	1	1	1	1	1	1
29	LZT800.37.113	Oil sealing,PTO③	输出轴油封③	1	1	1	1	1	1
30	LZT300.37.124a	Housing of I shaft③	I轴轴承盖③	1	1	1	1	1	1
	LZT300.37B.124	Housing of I shaft④	I轴轴承盖④	1	1	1	1	1	1
31	GB3452.1	O-seal sring 23.6×1.8④	O形密封圈23.6X1.8④	1	1	1	1	1	1
32	LZT300.37B.202	I shaft④	I 轴④	1	1	1	1	1	1
33	LZT300.37B.201	Shaft of auxiliary clutch④	副离合器轴④	1	1	1	1		
	LZT400.37B.201	Shaft of auxiliary clutch④	副离合器轴④					1	1
34	GB/T 895.2	Roundwire snap ring for shaft 24 ①	轴用钢丝挡圈24 ①						

Note: ①Specific for 118 PTO center space housing of rear axle. ②Including 2 pieces used for tractor of dualstage clutch.③Specific for the tractors with single-stage clutch. ④Specific for the tractors with dual-stage clutch,optional.  
注: ①配118PTO中心距后桥壳体专用②装双作用离合器时, 数量为2。③配单作用离合器机型专用, ④配双作用离合器机型专用, 选装。

37变速箱总成（四）



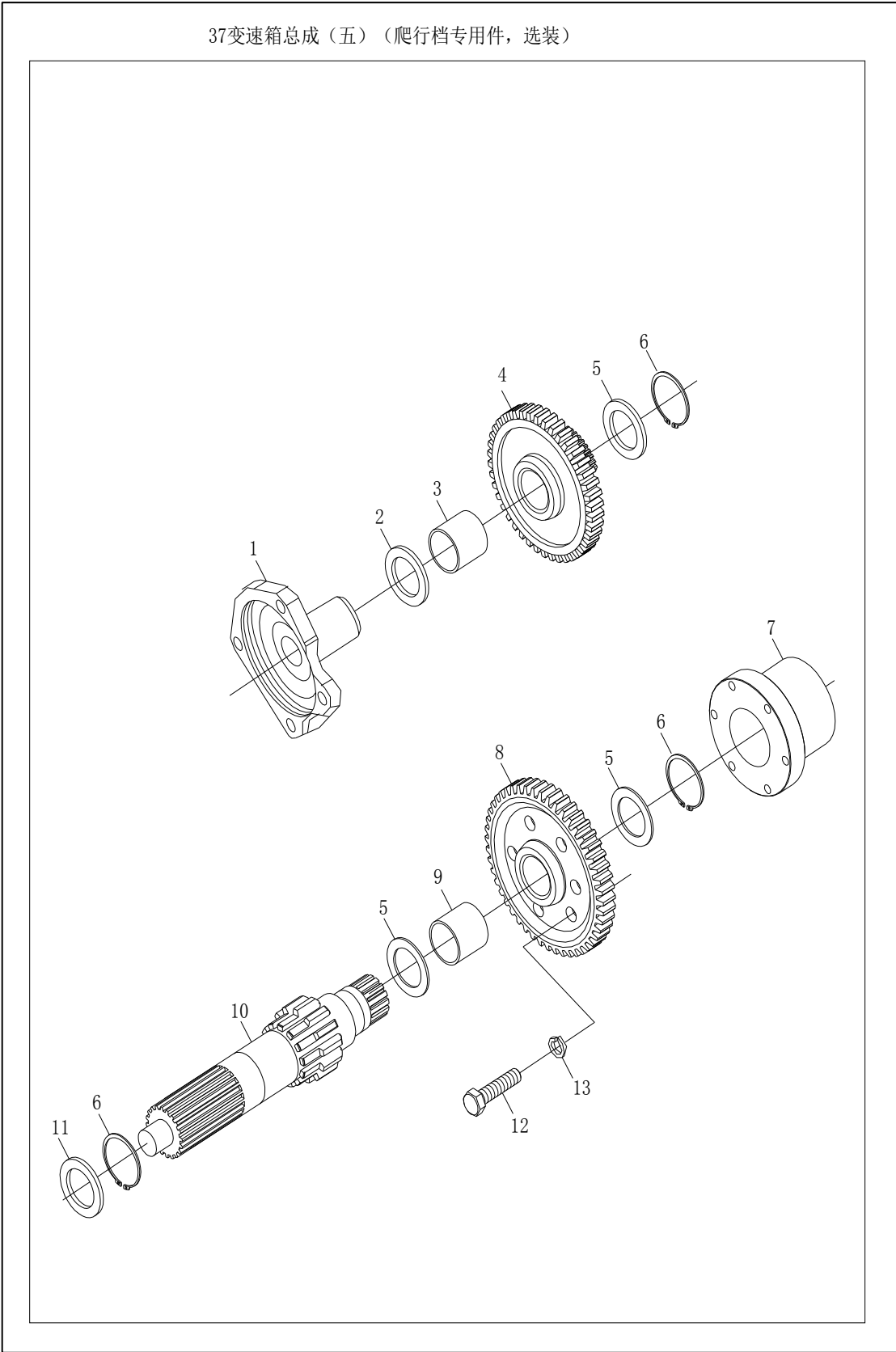
37变速箱总成（四）  
Gearbox Assembly-4

序号 No.	零部件代号	Part Name and Standards	零部件名称及 规格	适用机型和用量 (件) Applied Tractor Models and Qty. (Piece)					
	Drawing No.			LZT 300	LZT 304	LZT 350	LZT 354	LZT400 /450/480 /500/520 /550	LZT404 /454/484 /504/524 /554
1	GB/T 812	Round nut M24×1.5	螺母 M24X1.5	1	1	1	1	1	1
2	GB/T 858	Tab washer for round nut 24	止动垫圈 24	1	1	1	1	1	1
3	GB/T 305-1989	Snap ring 68.2/78.6	止动环 68.2/78.6	1	1	1	1	1	1
4	GB/T 276-1994	Round bearing - Deep groove ball bearing 6306N	轴承 6306N	1	1	1	1	1	1
5	LZT300.37.118	Circlip for II shaft end	II轴轴端挡圈	1	1	1	1	1	1
6	LZT300.37.114	Gear sleeve, I - II gear	I-II档齿轮衬套	2	2	2	2	2	2
7	LZT300.37.117	Driven gear, I gear	I 档从动齿轮	1	1	1	1	1	1
8	LZT300.37.115	Engaging sleeve, I - II gear	I - II 档啮合套	1	1	1	1	1	1
9	LZT300.37.116	Engaging tooth holder, I - II gear	I - II 档啮合齿座	1	1	1	1	1	1
10	LZT300.37.113	Driven gear, II gear	II档从动齿轮	1	1	1	1	1	1
11	LZT300.37.112	Driven gear, III gear	III档从动齿轮	1	1	1	1	1	1
12	LZT300.37.110	Gear spacer sleeve , III-IV gear	III-IV档齿轮隔套	1	1	1	1	1	1
13	LZT300.37E.108	Driven gear, IV gear	IV档从动齿轮	1	1	1	1	1	1

续表1 Continued One

14	GB/T 276-1994	Rolling bearing - Deep groove ball bearing 6208	轴承 6208	1	1	1	1	1	1
15	LZT300.37E.109	II shaft	II轴	1	1	1	1	1	1
16	GB/T 5846-1986	Needle roller bearing K202620	轴承 K202620	1	1	1	1	1	1
17	LZT300.37.105	Reverse driven gear	倒档从动齿轮	1	1	1	1	1	1
18	LZT300.37E.106	Tooth holder of reverse gear	倒档齿轮啮合齿座	1	1	1	1	1	1
19	LZT300.37E.111	Spacer sleeve	隔套	1	1	1	1	1	1
20	GB/T 5846-1986	Needle roller bearing KK354334	轴承 KK354334	1	1	1	1	1	1
21	LZT300.37.103	Driven gear of auxiliary gearshift	副变速从动齿轮	1	1	1	1	1	1
22	LZT300.37E.102	Circlip	挡圈	1	1	1	1	1	1
23	LZT300.37E.107	Driven gear of auxiliary gearshift	副变速从动轴	1	1	1	1	1	1
24	GB/T 276-1994	Rolling bearing - Deep groove ball bearing 6307	轴承 6307	1	1	1	1	1	1
25	QC/T 387-1999	Shim 14	塞片 14	1	1	1	1	1	1
26	LZT300.37.141	Central shaft ,reverse	倒档中间轴	1	1	1	1	1	1
27	LZT300.37.171	Gear sleeve,reverse	倒档齿轮衬套	1	1	1	1	1	1
28	LZT300.37.172	Central gear,reverse	倒档中间齿轮	1	1	1	1	1	1

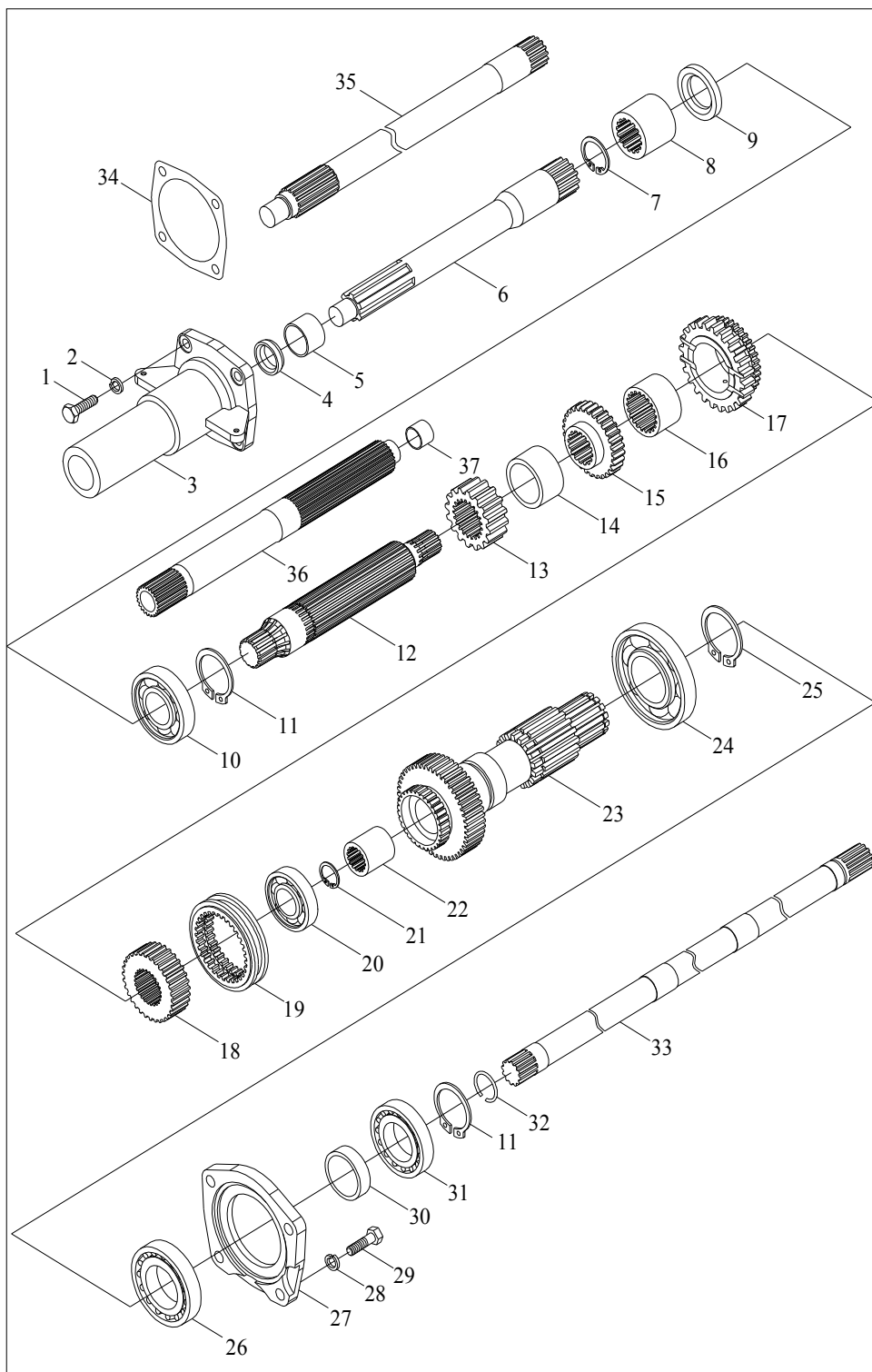
37变速箱总成（五）（爬行档专用件，选装）



**37变速箱总成 (5)**  
**Gearbox Assembly (creeper)-5**

序号 No.	零部件代号	Part Name and Standards	零部件名称及 规格	适用机型和用量 (件) Applied Tractor Models and Qty. (Piece)					
	Drawing No.			LZT 300	LZT 304	LZT 350	LZT 354	LZT400 /450/480 /500/520 /550	LZT404 /454/484 /504/524 /554
1	LZT300.37C.303	Housing for creep gear	爬行档轴承盖	1	1	1	1	1	1
2	LZT300.37E.102	Circlip	挡圈	1	1	1	1	1	1
3	LZT300.37C.306	Duplex gear sleeve	双联齿轮衬套	1	1	1	1	1	1
4	LZT300.37C.305	Duplex gear for creep gear	爬行档双联齿轮	1	1	1	1	1	1
5	LZT300.37C.304	Circlip for shaft end	轴端挡圈	3	3	3	3	3	3
6	GB/T 894.1	Circlip for shaft 35-Type A	轴用弹性挡圈 35	3	3	3	3	3	3
7	LZT300.37C.308	Engaging sleeve, creep gear	爬行档啮合套	1	1	1	1	1	1
8	LZT300.37C.307	Driven gear, creep gear	爬行档从动齿轮	1	1	1	1	1	1
9	LZT300.37C.309	Bush ,driven gear	从动齿轮衬套	1	1	1	1	1	1
10	LZT300.37C.302	Gear shaft ,creep gear	爬行档齿轮轴	1	1	1	1	1	1
11	LZT300.37C.301	Gag circlip	限位挡圈	1	1	1	1	1	1
12	GB/T 5783	Hexagon head bolt-Full thread M8×30-Zn.D	螺栓 M8X30-Zn.D	6	6	6	6	6	6
13	GB/T 93	Single coil spring lock washer 8 - Normal type	弹簧垫圈 8	6	6	6	6	6	6

### 变速箱总成-1(梭式换档机型)





**37变速箱总成-1(梭式换档机型)**  
**Gearbox Assembly(shuttle-type gear shift)-1**

序号 No.	零部件代号	Part Name and Standards	零部件名称及 规格	适用机型和用量(件) Applied Tractor Models and Qty. (Piece)					
	Drawing No.			LZT 300	LZT 304	LZT 350	LZT 354	LZT400 /450/480 /500/520 /550	LZT404 /454/484 /504/524 /554
	LZT300.37J.001	Gearbox assembly	变速箱总成①	1	1	1	1		
	LZT400.37J.001	Gearbox assembly	变速箱总成②					1	1
	LZT300.37K.001	Gearbox assembly	变速箱总成③	1	1	1	1		
	LZT400.37K.001	Gearbox assembly	变速箱总成④					1	1
1	GB/T 5783	Bolt M8*25	螺栓M8×25	4	4	4	4	4	4
2	GB/T 93	Washer 8	垫圈8	4	4	4	4	4	4
3	LZT300. 37. 124a	Housing of I shaft	I轴轴承盖①②	1	1	1	1	1	1
	LZT300. 37B. 124	Housing of I shaft	I轴轴承盖③④	1	1	1	1	1	1
4	LZT300. 37. 113	Oil sealing, PT0	输入轴油封①②	1	1	1	1	1	1
5	LZT300. 37. 112	Sleeve ,PT0	输入轴衬套①②	1	1	1	1	1	1
6	LZT300. 37. 123a	Shaft of clutch	离合器轴①	1	1	1	1		
	LZT400. 37. 123	Shaft of clutch	离合器轴②					1	1
7	GB/T 893.1	Circlip 28	挡圈28①②	1	1	1	1	1	1
8	LZT300. 37. 106	Jiont tube, PT0	动力输出轴连接套①	1	1	1	1		
	LZT800. 37. 106	Jiont tube, PT0	动力输出轴连接套②					1	1
9	JB2600-1980	Skeleton oil sealing PG40*62*10	骨架油封PG40×62×10	1	1	1	1	1	1
10	GB/T 276	Bearing 6208	轴承6208	1	1	1	1	1	1

续表1 Continued One

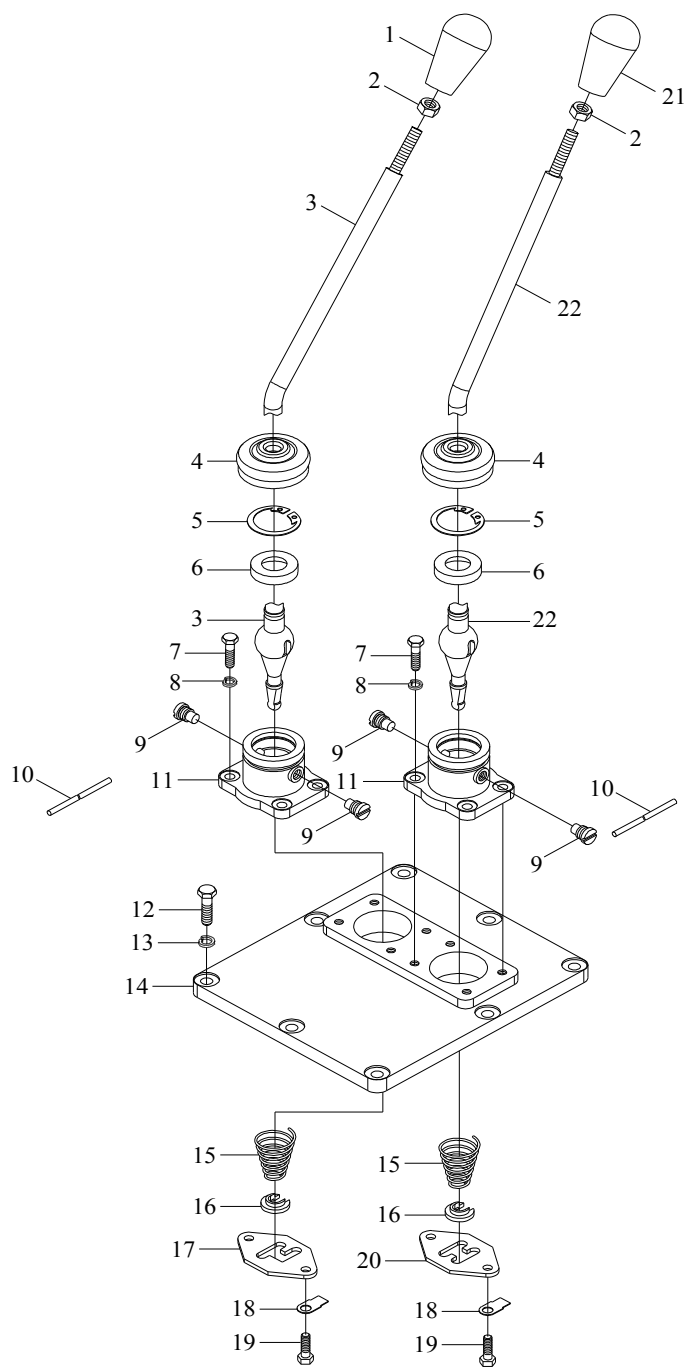
11	GB/T 894.1	Circlip 40	挡圈40	2	2	2	2	2	2
12	LZT300. 37. 121	I shaft	I轴①②	1	1	1	1	1	1
13	LZT300. 37. 126a	Driving gear, I gear	I档主动齿轮①②	1	1	1	1	1	1
	LZT300. 37B. 126	Driving gear, I gear	I 档主动齿轮③④	1	1	1	1	1	1
14	LZT300. 37. 127a	Spacer sleeve, I-II gear	I-II 档齿轮隔套①②	1	1	1	1	1	1
	LZT300. 37B. 127	Spacer sleeve, I-II gear	I - II 档齿轮隔套③④	1	1	1	1	1	1
15	LZT300. 37. 128	Driving gear, II gear	II 档主动齿轮	1	1	1	1	1	1
16	LZT300. 37. 130	Gear sleeve, III gear	III档齿轮衬套	1	1	1	1	1	1
17	LZT300. 37. 131	Driving gear, III gear	III档主动齿轮	1	1	1	1	1	1
18	LZT300. 37. 132	III-IV gear engaging tooth holder	III-IV 档啮合齿座	1	1	1	1	1	1
19	LZT300. 37. 134	III-IV gear engaging sleeve	III-IV 档啮合套	1	1	1	1	1	1
20	GB/T 276	Bearing 6305	轴承6305	1	1	1	1	1	1
21	GB/T 893.1	Circlip 20	挡圈20	1	1	1	1	1	1
22	LZT300. 37. 136	Jiont tube	连接套	1	1	1	1	1	1
23	LZT300. 37J. 169	Driving gear shaft of auxiliary gearshift	副变速主动齿轮轴	1	1	1	1	1	1
24	GB/T 276	Bearing 6210	轴承6210	1	1	1	1	1	1
25	GB/T 894.1	Circlip 50	挡圈50	1	1	1	1	1	1

续表2 Continued Two

26	GB/T 283	NUP308E	NUP308E	1	1	1	1	1	1
27	LZT300. 37. 139	Cover of auxiliary gearshift	副变速轴承盖	1	1	1	1	1	1
28	GB/T 93	Washer 10	垫圈10	4	4	4	4	4	4
29	GB/T 5783	Bolt M10*30	螺栓M10×30	4	4	4	4	4	4
30	LZT300. 37J. 180	Spacer sleeve	隔套	1	1	1	1	1	1
31	GB/T 283	NF208E	NF208E	1	1	1	1	1	1
32	GB/T 895.2	Roundwire snap ring	钢丝挡圈24	1	1	1	1	1	1
33	LZT300. 37J. 137	Joint shaft, PTO	动力输出连接轴	1	1	1	1	1	1
34	LZT300. 37B. 125	Housing gasket of I shaft	I轴轴承盖纸垫③④	1	1	1	1	1	1
35	LZT300. 37B. 201	Shaft of auxiliary clutch	副离合器轴③	1	1	1	1		
	LZT400. 37B. 201	Shaft of auxiliary clutch	副离合器轴④					1	1
36	LZT300. 37B. 202	I shaft	I轴③④	1	1	1	1	1	1
37	LZT300. 37. 170	Sleeve	衬套③④	1	1	1	1	1	1

备注:①单作用梭式换档②单作用梭式换档③双作用梭式换档④双作用梭式换档  
 ①②Specific for shuttle-type gear shift with single-stage clutch. ③④Specific for shuttle-type gear shiftwith dual-stage clutch

### 变速箱总成-3(梭式换档机型)



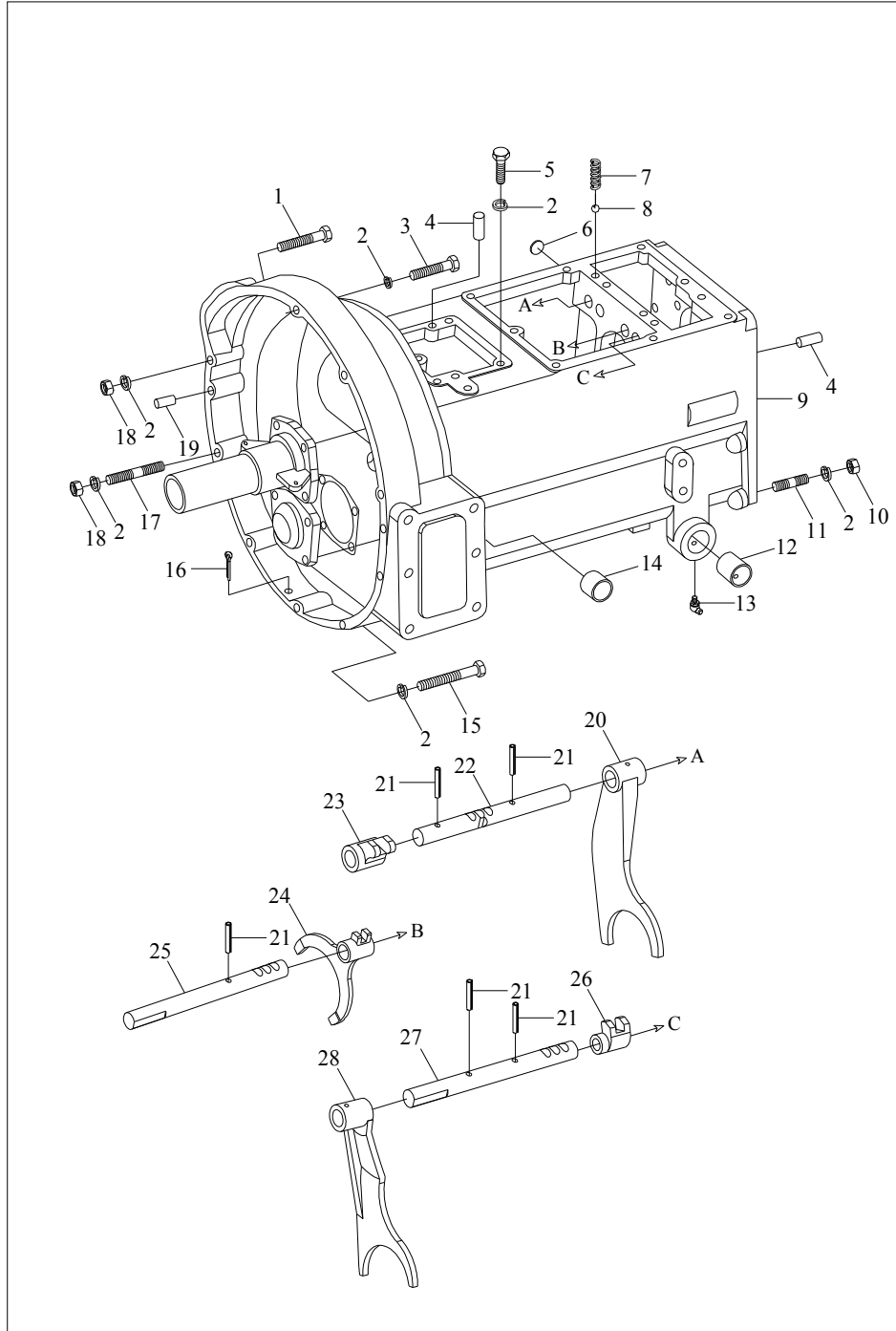
**变速箱总成-3(梭式换档机型)**  
**Gearbox Assembly(shuttle-type gear shift)-3**

序号 No.	零部件代号	Part Name and Standards	零部件名称及 规格	适用机型和用量(件) Applied Tractor Models and Qty. (Piece)					
	Drawing No.			LZT 300	LZT 304	LZT 350	LZT 354	LZT400 /450/480 /500/520 /550	LZT404 /454/484 /504/524 /554
	LZT300.37J.001	Gearbox assembly	变速箱总成①	1	1	1	1		
	LZT400.37J.001	Gearbox assembly	变速箱总成②					1	1
	LZT300.37K.001	Gearbox assembly	变速箱总成③	1	1	1	1		
	LZT400.37K.001	Gearbox assembly	变速箱总成④					1	1
1	LZT300.37J.016	Gear change handle assembly, auxiliary gearshift	副变速操纵手柄 总成	1	1	1	1	1	1
2	GB/T 6172	Nut M10-A2L	螺母M10-A2L	2	2	2	2	2	2
3	LZT300.37.160a	Gear change handle of auxiliary gearshift	副变速杆	1	1	1	1	1	1
4	LZT300.37.166a	Dust cover of gear change handle	变速杆防尘罩	2	2	2	2	2	2
5	GB/T 893.1	Washer 40	挡圈40	2	2	2	2	2	2
6	LZT800A. 37. 305	Nylon housing	尼龙座	2	2	2	2	2	2
7	GB/T 5781	Bolt M8*20-A2L	螺栓M8×20-A2L	8	8	8	8	8	8
8	GB/T 93	Washer 8-AOP	垫圈8-AOP	8	8	8	8	8	8
9	LZT800A. 37. 326	Shift lever piston pin	变速杆定位销	4	4	4	4	4	4

续表1 Continued One

10	GB/T 3083	Galvanized wire Zd1.4*250-AOP	镀锌铁丝Zd1.4 ×250-AOP	2	2	2	2	2	2
11	LZT300.37.180	Gear shift lever housing	变速杆支座	2	2	2	2	2	2
12	GB/T 5783	Bolt M10*30	螺栓M10×30	8	8	8	8	8	8
13	GB/T 93	Washer 10-AOP	垫圈10-AOP	8	8	8	8	8	8
14	LZT300.37.163a	Upper housing, gearbox	变速箱上盖	1	1	1	1	1	1
15	LZT300.37.165	Spring of gear change handle	变速杆弹簧	2	2	2	2	2	2
16	LZT300.37.164	Spring snap ring of gear change handle	变速杆弹簧挡圈	2	2	2	2	2	2
17	LZT300.37.161	Auxiliary gearshift runner	副变速导板	1	1	1	1	1	1
18	GB/T 854	Washer 8	垫圈8	4	4	4	4	4	4
19	GB/T 5783	Bolt M8*16-A2L	螺栓M8×16-A2L	4	4	4	4	4	4
20	LZT300.37.162	Main gearshift runner	主变速导板	1	1	1	1	1	1
21	LZT300.37.015	Gear change handle assembly, main gearshift	主变速操纵手柄 总成	1	1	1	1	1	1
22	LZT300.37.167a	Gear change handle, main gearshift	主变速杆	1	1	1	1	1	1
<p>备注:①单作用梭式换档②单作用梭式换档③双作用梭式换档④双作用梭式换档 ①②Specific for shuttle-type gear shift with single-stage clutch. ③④Specific for shuttle-type gear shift with dual-stage clutch</p>									

### 变速箱总成-4(梭式换档机型)



**变速箱总成-4(梭式换档机型)**  
**Gearbox Assembly(shuttle-type gear shift)-4**

序号 No.	零部件代号	Part Name and Standards	零部件名称及 规格	适用机型和用量(件) Applied Tractor Models and Qty. (Piece)					
	Drawing No.			LZT 300	LZT 304	LZT 350	LZT 354	LZT400 /450/480 /500/520 /550	LZT404 /454/484 /504/524 /554
	<b>LZT300.37J.001</b>	Gearbox assembly	变速箱总成①	1	1	1	1		
	<b>LZT400.37J.001</b>	Gearbox assembly	变速箱总成②					1	1
	<b>LZT300.37K.001</b>	Gearbox assembly	变速箱总成③	1	1	1	1		
	<b>LZT400.37K.001</b>	Gearbox assembly	变速箱总成④					1	1
1	<b>GB/T 5782</b>	Bolt M12*100-Zn. D	螺栓M12×100-Zn. D	3	3	3	3	3	3
2	<b>GB/T 93</b>	Washer 12-Zn. D	垫圈12-Zn. D	24	24	24	24	24	24
3	<b>GB/T 5782</b>	Bolt M12*70-Zn. D	螺栓M12×70-Zn. D	2	2	2	2	2	2
4	<b>GB/T 119</b>	Pin D12*30	销D12×30	5	5	5	5	5	5
5	<b>GB/T 5783</b>	Bolt M12*35-Zn. D	螺栓M12×35-Zn. D	4	4	4	4	4	4
6	<b>QC/T 387</b>	Shim	塞片	1	1	1	1	1	1
7	<b>LZT300.37.135</b>	Locating spring of fork shaft	拨叉轴定位弹簧	3	3	3	3	3	3
8	<b>GB/T 308</b>	Steel ball 8.0000G100b	钢球8.0000G100b	3	3	3	3	3	3
9	<b>LZT300.37.101b</b>	Gearbox housing	变速箱壳体	1	1	1	1	1	1
10	<b>GB/T 6171</b>	Nut M12*1.5-Zn. D	螺母M12×1.5-Zn. D	10	10	10	10	10	10
11	<b>GB/T 899</b>	Stud AM12-M12×1.5×35-8.8	螺柱AM12-M12×1.5×35-8.8	10	10	10	10	10	10
12	<b>LZT300.37.158</b>	Sleeve for pedal shaft	踏板轴衬套	2	2	2	2	2	2
13	<b>GB/T 1153</b>	Fitting grease nipple90° M10×1	油杯90° M10×1	2	2	2	2	2	2

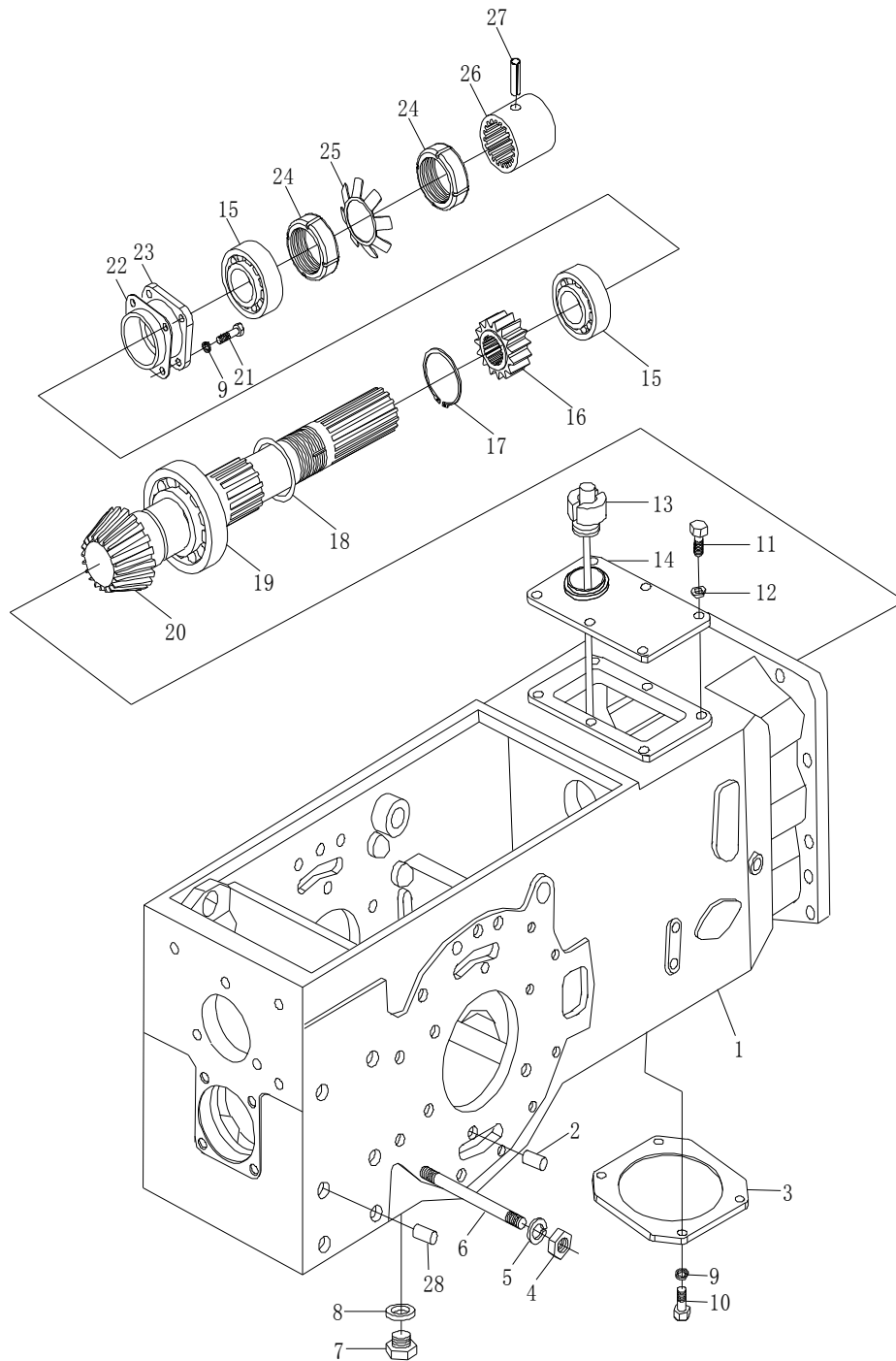


续表1 Continued One

14	LZT300.37.159	Sleeve for separating fork shaft	分离叉轴衬套	2	2	2	2	2	2
15	GB/T 5782	Bolt M12*160-Zn.D	螺栓M12×160-Zn.D	3	3	3	3	3	3
16	GB/T 91	Split pin 6.3*30-Zn.D	开口销6.3×30-Zn.D	1	1	1	1	1	1
17	GB/T 899	Stud AM12-M12×110-8.8-A1L	螺柱AM12-M12×110-8.8-A1L	2	2	2	2	2	2
18	GB/T 6170	Nut M12-Zn.D	螺母M12-Zn.D	5	5	5	5	5	5
19	GB/T 119	Pin D12*22	销D12×22	1	1	1	1	1	1
20	LZT300.37.145	Auxiliary gearshift fork	副变速拨叉	1	1	1	1	1	1
21	GB/T 879	Pin 5*25	销5×25	5	5	5	5	5	5
22	LZT300.37.156	Shift of auxiliary gearshift fork	副变速拨叉轴	1	1	1	1	1	1
23	LZT300.37.154	Auxiliary gearshift fork	副变速拨头	1	1	1	1	1	1
24	LZT300.37.147	III-IV gear fork	III-IV档拨叉	1	1	1	1	1	1
25	LZT300.37.150	III-IV gear shifting fork shaft	III-IV档拨叉轴	1	1	1	1	1	1
26	LZT300.37.152	I-II gear fork handle	I-II档拨头	1	1	1	1	1	1
27	LZT300.37.149	I-II gear shifting fork shaft	I-II档拨叉轴	1	1	1	1	1	1
28	LZT300.37.148	I-II gear fork	I-II档拨叉	1	1	1	1	1	1

备注:①单作用梭式换挡②单作用梭式换挡③双作用梭式换挡④双作用梭式换挡  
 ①②Specific for shuttle-type gear shift with single-stage clutch. ③④Specific for shuttle-type gear shiftwith dual-stage clutch

38后桥总成（一）



## 38后桥总成 (1) Rear Axle Assembly-1

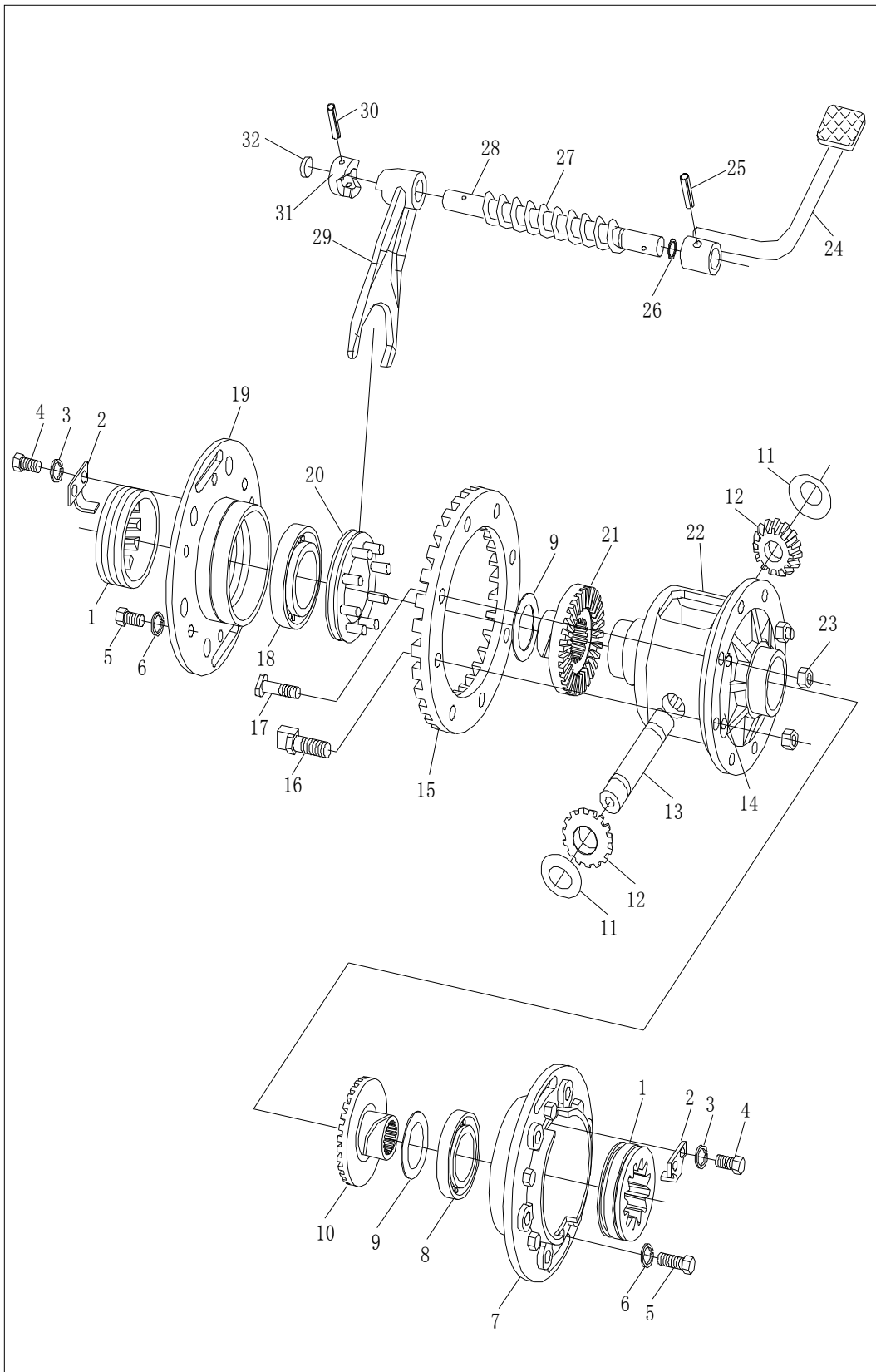
序号 No.	零部件代号	Part Name and Standards	零部件名称及 规格	适用机型和用量 (件) Applied Tractor Models and Qty. (Piece)					
	Drawing No.			LZT 300	LZT 304	LZT 350	LZT 354	LZT400 /450/480 /500/520 /550	LZT404 /454/484 /504/524 /554
1	LZT300.38.101	Housing of rear axle	后桥壳体	1	1	1	1	1	1
	LZT300.38B.101	Housing of rear axle <sup>①</sup> ☆	后桥壳体 <sup>①</sup>	1	1	1	1	1	1
	LZT300.38E.101	Housing of rear axle★		1	1	1	1	1	1
	LZT300.38F.101	Housing of rear axle <sup>①</sup> ★		1	1	1	1	1	1
2		Parallel pin D12X28-Zn.D	圆柱销 D12X28-Zn.D	2	2	2	2	2	2
3	LZT300.38.175	Lower cover	下盖	1		1		1	
4	GB/T6171	Hexagon nut ,style 1,with fine pitch thread M12X1.25-Zn.D	螺母 M12X1.25-Zn.D	24	24	24	24	24	24
5	GB/T93	Single coil spring lock washer 12-Normal type	弹簧垫圈 12	24	24	24	24	24	24
6	GB/T899	Double end stud AM12-M12X1.25X150-8.8-Zn.D	双头螺柱 AM12-M12X1.25X150-8.8-Zn.D	24	24	24	24	24	24
7	LZT65.38.026	Oil outlet plug	放油螺塞	1	1	1	1	1	1
8	JB/T982	Unit seal washer 30	组合垫圈 30	1	1	1	1	1	1
9	GB/T93	Single coil spring lock washer 10-Normal type	弹簧垫圈 10	8	4	8	4	8	4
10	GB/T5783	Hexagon head bolt-Full thread M10*25-Zn.D	全螺纹螺栓M10 X25	4		4		4	
11	GB/T5783	Hexagon head bolt-Full thread M8*20-Zn.D	全螺纹螺栓M10 X25	6	6	6	6	6	6

续表1 Continued One

12	GB/T93	Single coil spring lock washer 8-Normal type	弹簧垫圈 8	6	6	6	6	6	6
13	LZT300.38.016a	Air plug assembly for oil input	加油通气塞总成	1	1	1	1	1	1
14	LZT300.38.124a	Upper cover	上盖	1	1	1	1	1	1
15	GB/T297	Tapered roller bearing 32208	圆锥滚子轴承32208	2	2	2	2	2	2
16	LZT304.38.116	Front drive output gear	前驱动输出齿轮		1		1		
	LZT404.38.116	Front drive output gear	前驱动输出齿轮						1
17	GB/T894.1	Circlip for shaft 48-Type A	轴用弹性档圈48		1		1		1
18	GB/T894.1	Circlip for shaft 50-Type A	轴用弹性档圈50	1	1	1	1	1	1
19	GB/T283	Cylindrical roller bearing NUP2201	圆柱滚子轴承NUP2201	1	1	1	1	1	1
20	LZT300.38.115	Small bevel gear shaft	小圆锥齿轮轴	1		1		1	
	LZT304.38.115	Small bevel gear shaft	小圆锥齿轮轴		1		1		1
21	GB/T5783	Hexagon head bolt-Full thread M10*30-Zn.D	全螺纹螺栓M10X30-ZnD	4	4	4	4	4	4
22	LZT300.38.118	Adjusting shim,bevel gear shaft	锥齿轮轴调整垫片	○	○	○	○	○	○
	LZT300.38.119	Adjusting shim,bevel gear shaft	锥齿轮轴调整垫片	○	○	○	○	○	○
	LZT300.38.120	Adjusting shim,bevel gear shaft	锥齿轮轴调整垫片	○	○	○	○	○	○
23	FT300.38.117	Housing of bearing	轴承座	1	1	1	1	1	1
24	GB/T812	Round nut M39*1.5	圆螺母 M39X1.5	2	2	2	2	2	2
25	GB/T858	Tab washer for round nut 39	止动垫圈39	1	1	1	1	1	1
26	LZT300.38.122	Internal gear sleeve	啮合套	1	1	1	1	1	1
27	GB/T879	Spring -type straight pin 6*50	弹性圆柱销6X5	1	1	1	1	1	1
28	GB/T119	Parallel pin D16*30-Zn.D	圆柱销 D16X30-Zn.D	4	4	4	4	4	4

Note:①Only for creep gear ,optional.☆Used for 107PTO center space housing of rear axle,★Used for118PTO center space housing of rear axle.○Depending on requirement

### 38后桥总成(二)



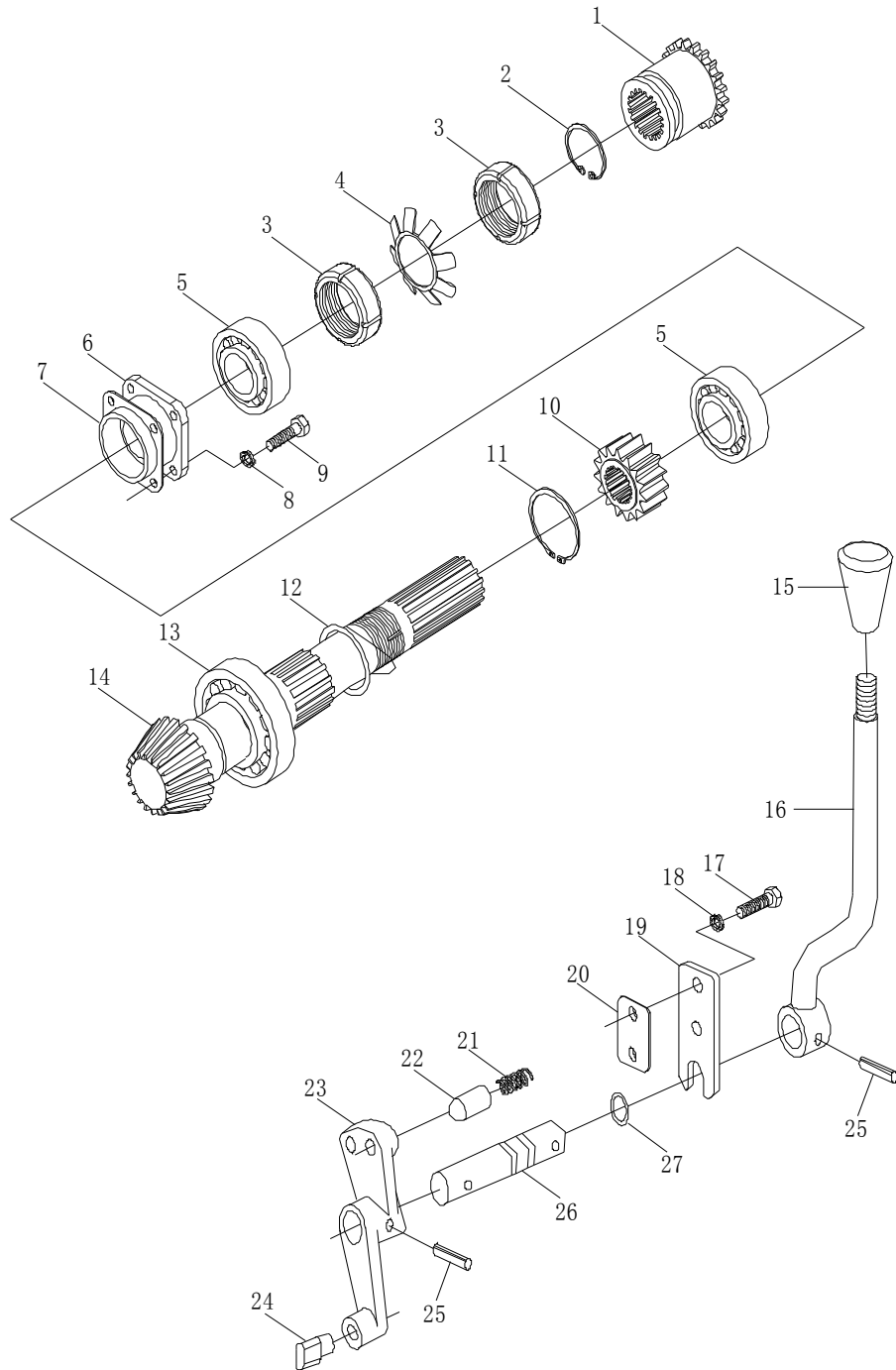
**后桥总成 (2)**  
**Rear Axle Assembly-2**

序号 No.	零部件代号	Part Name and Standards	零部件名称及 规格	适用机型和用量 (件) Applied Tractor Models and Qty. (Piece)					
	Drawing No.			LZT 300	LZT 304	LZT 350	LZT 354	LZT400 /450/480 /500/520 /550	LZT404 /454/484 /504/524 /554
1	LZT300.38.151	Adjusting nut	调整螺母	2	2	2	2	2	2
2	LZT300.38.161	Washer	垫片	2	2	2	2	2	2
3	GB/T93	Single coil spring lock washer 8- normal type	弹簧垫圈8	4	4	4	4	4	4
4	GB/T5781	Hexagon head bolt - full thread-product grade C M8*12- Zn.D	螺栓M8×12	4	4	4	4	4	4
5	GB/T 5783	Hexagon head bolt - full thread M10*25- Zn.D	螺栓 M10X25- Zn.D	12	12	12	12	12	12
6	GB/T 93	Single coil spring lock washer 10- normal type	弹簧垫圈 10	12	12	12	12	12	12
7	LZT300.38.177	Housing for right differential	右差速器轴承座	1	1	1	1	1	1
8	GB/T 297-1994	Rolling bearing - tapered roller bearing 32013	轴承32013	1	1	1	1	1	1
9	LZT300.38.147	Washer for half axle gear	半轴齿轮垫片	2	2	2	2	2	2
10	LZT300.38.144	Half axle gear, right	右半轴齿轮	1	1	1	1	1	1
11	LZT300.38.148	Washer for half planetary gear	行星齿轮垫片	2	2	2	2	2	2
12	LZT300.38.145	Planetary gear	行星齿轮	2	2	2	2	2	2
13	LZT300.38.146	Planetary gear shaft	行星齿轮轴	1	1	1	1	1	1
14	LZT300.38.152	Lock washer	锁紧垫片	4	4	4	4	4	4

续表1 Continued One

15	LZT300.38.141	Large conical gear	大圆锥齿轮	1	1	1	1	1	1
16	LZT300.38.150	Thrust bolt for planetary gear shaft	行星齿轮轴止推螺栓	2	2	2	2	2	2
17	LZT300.38.149	Retainer bolt for large conical gear	大锥齿轮固定螺栓	6	6	6	6	6	6
18	GB/T 297-1994	Rolling bearing - tapered roller bearing 30211	轴承 30211	1	1	1	1	1	1
19	LZT300.38.142	Housing for left differential	左差速器轴承座	1	1	1	1	1	1
20	LZT300.38.019	Differential lock assembly	差速锁总成	1	1	1	1	1	1
21	LZT300.38.143	Half axle gear, left	左半轴齿轮	1	1	1	1	1	1
22	LZT300.38.140	Differential case	差速器壳体	1	1	1	1	1	1
23	GB/T 6170	Hexagon nut, style 1 M12-Zn.D	螺母 M12-Zn.D	8	8	8	8	8	8
24	LZT300.38.015	Pedal weldment of differential lock	差速锁踏板焊合件	1	1	1	1	1	1
25	GB/T 879-1986	Spring -Type straight pin-Slotted 6*35	弹性圆柱销 6X30	1	1	1	1	1	1
26	GB 3452.1	O-seal ring 15*2.65	O形密封圈 15X2.65	1	1	1	1	1	1
27	LZT300.38.160	Return spring for differential lock	差速锁回位弹簧	1	1	1	1	1	1
28	LZT300.35.158a	Fork shaft of differential lock	差速锁拨叉轴	1	1	1	1	1	1
29	LZT300.38.159a	Fork of differential	差速器拨叉	1	1	1	1	1	1
30	GB/T 879-1986	Spring-type straight pin -Slotted 6*38	弹性圆柱销 6X38	1	1	1	1	1	1
31	LZT300.38.190	Shifting bracket of differential lock	差速锁拨块	1	1	1	1	1	1
32	QC/T388-1999	Bowl shim 20	碗形塞片	1	1	1	1	1	1

38 后桥总成（三）（爬行档专用件，选装）





**38后桥总成 (3)**  
**Rear Axle Assembly-3①**

序号 No.	零部件代号	Part Name and Standards	零部件名称及 规格	适用机型和用量 (件) Applied Tractor Models and Qty. (Piece)					
	Drawing No.			LZT 300	LZT 304	LZT 350	LZT 354	LZT400 /450/480 /500/520 /550	LZT404 /454/484 /504/524 /554
1	LZT300.38B.122	Engaging sleeve	啮合套	1	1	1	1	1	1
2	GB/T 894.1	Circlip for shaft 35- Type A	轴用弹性挡圈 35	1	1	1	1	1	1
3	GB/T 812	Round nut M39*1.5	圆螺母 M39X1.5	2	2	2	2	2	2
4	GB/T 858	Tab washer for round nut 39	止动垫圈 39	1	1	1	1	1	1
5	GB/T 297	Rolling bearing - tapered roller bearing 32208	轴承32208	2	2	2	2	2	2
6	LZT300.38.117	Housing of bearing	轴承座	1	1	1	1	1	1
7	LZT 300.38.118	Adjusting shim, conical gear shaft	锥齿轮轴调整垫 片	○	○	○	○	○	○
	LZT300.38.119	Adjusting shim, conical gear shaft	锥齿轮轴调整垫 片	○	○	○	○	○	○
	LZT 300.38.120	Adjusting shim, conical gear shaft	锥齿轮轴调整垫 片	○	○	○	○	○	○
8	GB/T 93	Single coil spring lock washer 10- normal type	弹簧垫圈 10	4	4	4	4	4	4
9	GB/T 5783	Hexagon head bolt - full thread M10*30- Zn.D	螺栓 M10X30- Zn.D	4	4	4	4	4	4
10	LZT 304.38.116	Output gear, front driving	前驱动输出齿轮		1		1		
	LZT 404.38.116	Output gear, front driving	前驱动输出齿轮						1
11	GB/T 894.1	Circlip for shaft 48- type A	轴用弹性挡圈 48		1		1		1
12	GB/T 894.1	Circlip for shaft 50- type A	轴用弹性挡圈50	1	1	1	1	1	1

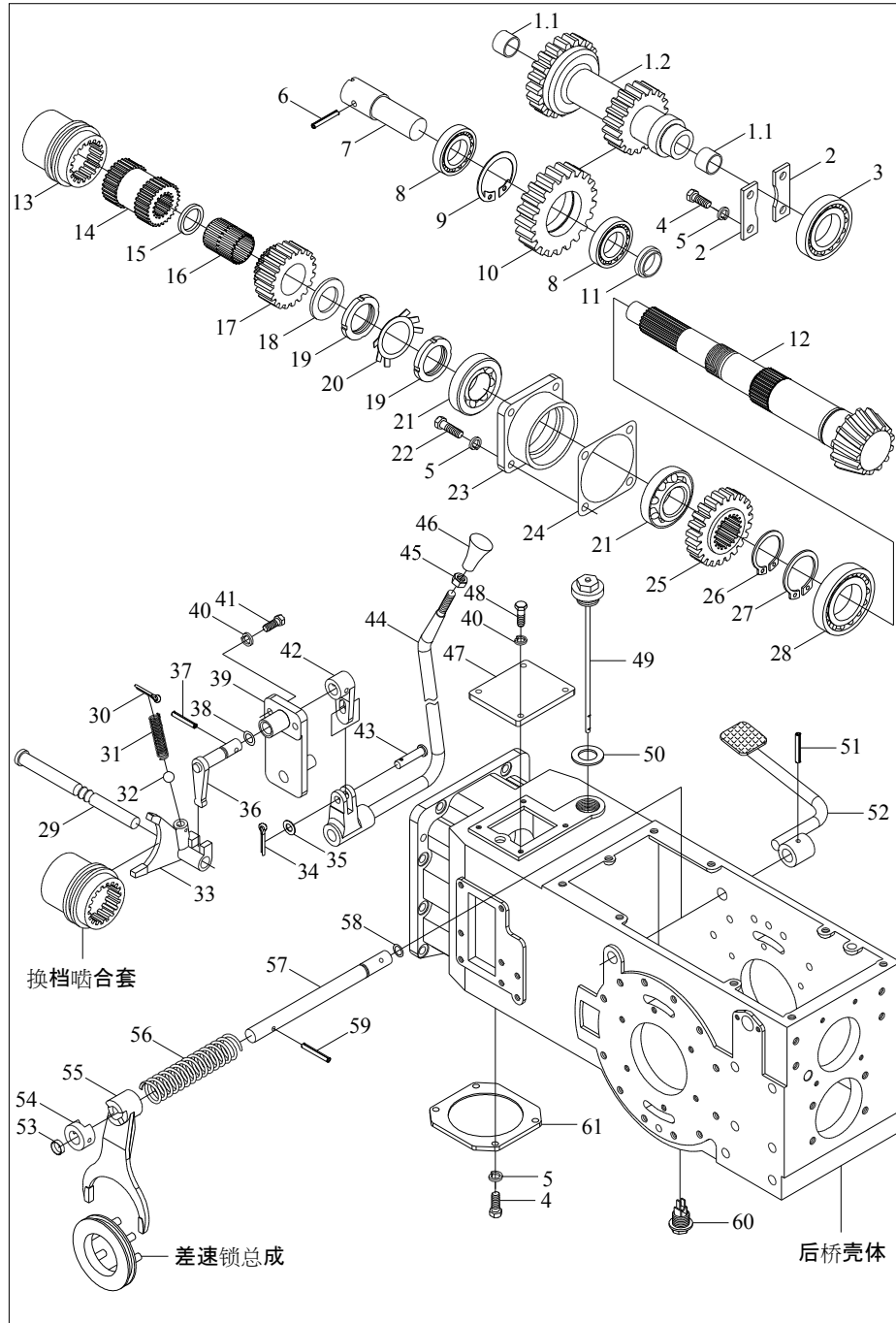
续表1 Continued One

13	GB/T 283	Rolling bearing - cylindrical roller bearing NUP2210	轴承 NUP2210	1	1	1	1	1	1
14	LZT 300.38B.115	Small conical gear	小圆锥齿轮	1		1		1	
	LZT 304.38B.115	Small conical gear	小圆锥齿轮		1		1		1
15	LZT300.38B.018	Control lever assembly, creep gear	爬行档操纵杆焊合件	1	1	1	1	1	1
16	LZT 300.38B.017	Control rod weldment, creep gear	爬行档操纵手柄总成	1	1	1	1	1	1
17	GB/T 5783	Hexagon head bolt - full thread M8*20-Zn.D	全螺纹螺栓M8X20-ZnD	2	2	2	2	2	2
18	GB/T 93	Single coil spring lock washer 8-normal type	弹性垫圈8	2	2	2	2	2	2
19	LZT 300.38B.137	Locating plate	定位板	1	1	1	1	1	1
20	LZT 300.38B.135	Locating plate pin	定位板衬垫	1	1	1	1	1	1
21	LZT300.37.135	Locating spring for gear fork shaft	拨叉轴定位弹簧	1	1	1	1	1	1
22	LZT 300.38B.136	Locating pin	定位销	1	1	1	1	1	1
23	LZT 300.38B.138	Gear fork, creep gear	爬行档拨叉	1	1	1	1	1	1
24	LZT 300.38B.139	Gear fork end, creep gear	爬行档拨叉头	1	1	1	1	1	1
25	GB/T 879	Spring-type straight pin 6*30	弹性圆柱销6X30	2	2	2	2	2	2
26	LZT 300.38B.107	Gear fork shaft, creep gear	爬行档拨叉轴	1	1	1	1	1	1
27	GB 3452.1	O-seal ring 15*2.65	O形密封圈 15X2.65	1	1	1	1	1	1

Note:①Specific for creep ,optional.○Defending on requirement.

注：①为爬行档选装件

### 后桥总成-1(梭式换档机型)



## 后桥总成-1(梭式换档机型) Rear Axle Assembly-1

序号 No.	零部件代号	Part Name and Standards	零部件名称及 规格	适用机型和用量 (件) Applied Tractor Models and Qty. (Piece)					
	Drawing No.			LZT 300	LZT 304	LZT 350	LZT 354	LZT400 /450/480 /500/520 /550	LZT404 /454/484 /504/524 /554
	LZT404.38J.001	Rear axle assembly	后桥总成①						1
	LZT300.38J.001	Rear axle assembly	后桥总成②	1		1		1	
	LZT304.38J.001	Rear axle assembly	后桥总成③		1		1		
1	LZT300.38J.020	Central gear shaft assembly, reverse	倒档中间齿轮轴 合件	1	1	1	1	1	1
1.1	LZT300.37.170	Sleeve	衬套	2	2	2	2	2	2
1.2	LZT300.38J.212	Central gear shaft, reverse	倒档中间齿轮轴	1	1	1	1	1	1
2	LZT300.38J.204	Bearing squeeze head	轴承压板	2	2	2	2	2	2
3	GB/T 283-1994	Bearing NJ208E	轴承NJ208E	1	1	1	1	1	1
4	GB/T 5783	Bolt M8*25-8.8- Zn.D	螺栓M10×25-8.8- Zn.D①						4
	GB/T 5783	Bolt M8*25-8.8- Zn.D	螺栓M10×25-8.8- Zn.D②	8		8		8	
	GB/T 5783	Bolt M8*25-8.8- Zn.D	螺栓M10×25-8.8- Zn.D③		4		4		
5	GB/T 93	Washer10	垫圈10①						8
	GB/T 93	Washer10	垫圈10②	12		12		12	
	GB/T 93	Washer10	垫圈10③		8		8		
6	GB/T 879-1986	Pin8*30	销8×30	1	1	1	1	1	1
7	LZT300.38J.207	Reverse idler gear shaft	倒档惰轮轴	1	1	1	1	1	1

续表1 Continued One

8	GB/T 283-1994	Bearing NJ206E	轴承NJ206E	2	2	2	2	2	2
9	GB/T 893.1	Circlip 62	挡圈62	1	1	1	1	1	1
10	LZT300.38J.205	Reverse idler gear	倒档惰轮	1	1	1	1	1	1
11	LZT300.38J.208	Reverse idler gear shaft space sleeve	倒档惰轮轴隔套	1	1	1	1	1	1
12	LZT300.38J.115	Small bevel gear shaft	小圆锥齿轮轴	1	1	1	1	1	1
13	LZT300.38J.123	Internal gear sleeve	啮合套	1	1	1	1	1	1
14	LZT300.38J.122	Internal gear housing	啮合座	1	1	1	1	1	1
15	LZT300.37.111	Space sleeve	隔套	1	1	1	1	1	1
16	GB/T 5846-1986	Bearing KK354334	轴承KK354334	1	1	1	1	1	1
17	LZT300.38J.201	Reverse passive gear	倒档被动齿轮	1	1	1	1	1	1
18	LZT300.38J.202	Adjusting shim	调整垫圈	1	1	1	1	1	1
19	GB/T 812	Nut M39*1.5	螺母M39×1.5	2	2	2	2	2	2
20	GB/T 858	Washer 39	垫圈39	1	1	1	1	1	1
21	GB/T 297-1994	Bearing 32208	轴承32208	2	2	2	2	2	2
22	GB/T 5783	Bolt M10*30-8.8-Zn.D	螺栓M10×30-8.8-Zn.D	4	4	4	4	4	4
23	LZT300.38.117	Housing of bearing	轴承座	1	1	1	1	1	1
24	LZT300.38.118	Adjusting shim, conical gear shaft	锥齿轮轴调整垫片	按需	按需	按需	按需	按需	按需
	LZT300.38.119	Adjusting shim, conical gear shaft	锥齿轮轴调整垫片	按需	按需	按需	按需	按需	按需
	LZT300.38.120	Adjusting shim, conical gear shaft	锥齿轮轴调整垫片	按需	按需	按需	按需	按需	按需

续表2 Continued Two

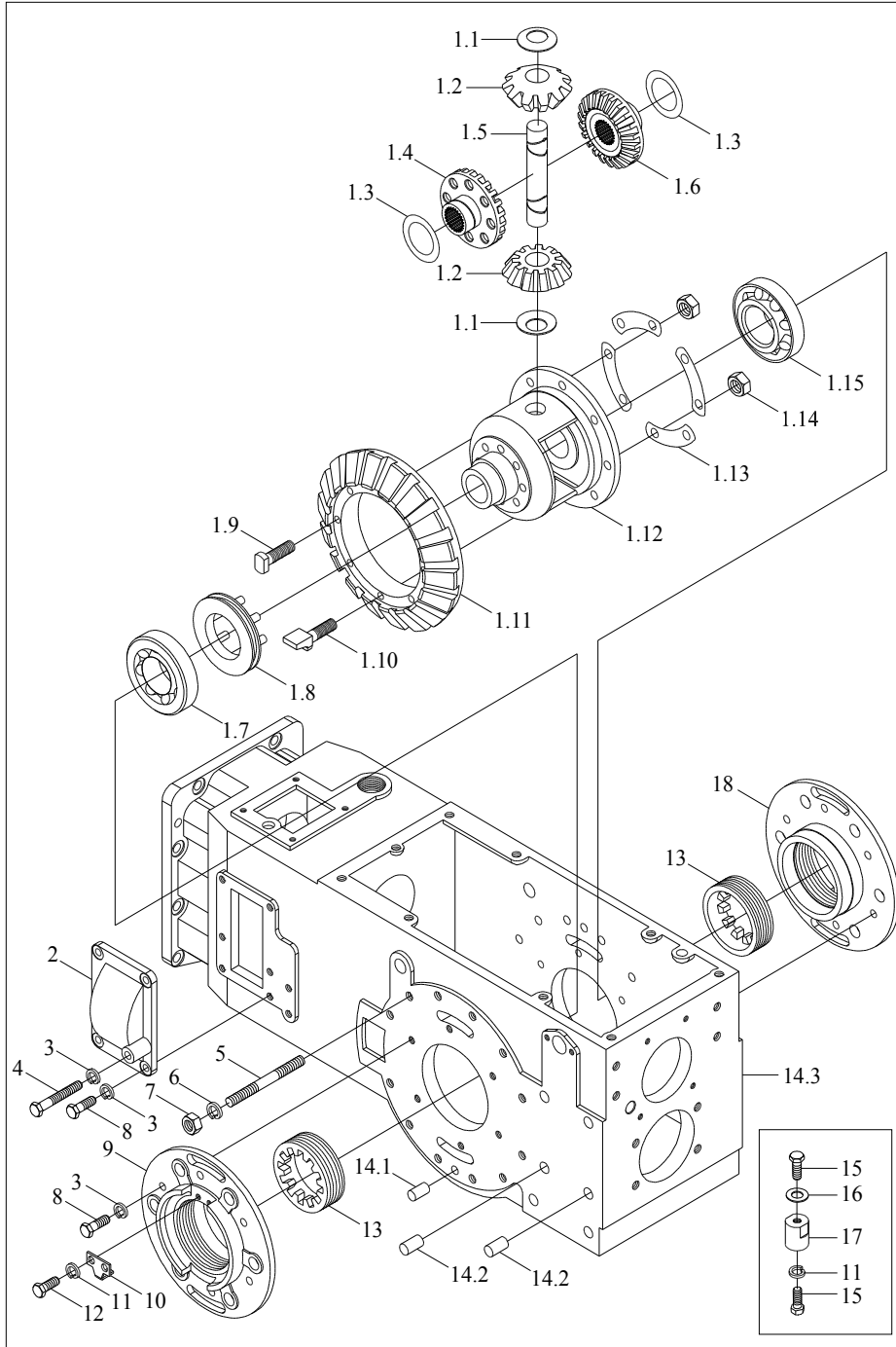
25	LZT404.38G.116	Front drive output gear	前驱动输出齿轮①							1
	LZT304.38.116	Front drive output gear	前驱动输出齿轮③		1		1			
26	GB/T 894.1	Circlip48	挡圈48①							1
	GB/T 894.1	Circlip48	挡圈48③		1		1			
27	GB/T 894.1	Circlip50	挡圈50	1	1	1	1	1	1	1
28	GB/T 283-1994	Bearing NUP2210E	轴承NUP2210E	1	1	1	1	1	1	1
29	LZT300.38J.203	Fork shaft of reverse gear shaft	倒档拨叉轴	1	1	1	1	1	1	1
30	GB/T 91	Pin 4*32-Zn.D	销4×32-Zn.D	1	1	1	1	1	1	1
31	LZT300.41.123	Locating spring of fork shaft	拨叉轴定位弹簧	1	1	1	1	1	1	1
32	GB/T 308-1989	Steel ball 9.5V	钢球9.5V	1	1	1	1	1	1	1
33	LZT300.38J.218	Fork shaft of reverse gear	倒档拨叉	1	1	1	1	1	1	1
34	GB/T 91	Pin 3.2*40-AOP	销3.2×40-AOP	1	1	1	1	1	1	1
35	GB/T 848	Washer 10-AOP	垫圈10-AOP	1	1	1	1	1	1	1
36	LZT300.38J.023a	Finger bar weldment	指形拨杆焊合件	1	1	1	1	1	1	1
37	GB/T 879-1986	Pin 6*28	销6×28	1	1	1	1	1	1	1
38	GB/T 3452.1	O-seal ring 11.2*2.65	O型圈11.2×2.65	1	1	1	1	1	1	1
39	LZT300.38J.030	Lever shaft sleeve weldment	拨杆轴套焊合	1	1	1	1	1	1	1
40	GB/T 93	Washer 8	垫圈8	6	6	6	6	6	6	6
41	GB/T 5783	Bolt M8*25-A2L	螺栓M8×25-A2L	2	2	2	2	2	2	2
42	LZT300.38J.231	Rocker	摇臂	1	1	1	1	1	1	1
43	GB/T 882	Pin shaft B10*30-45-AOP	销轴B10×30-45-AOP	1	1	1	1	1	1	1

续表3 Cotinued Three

44	LZT300.38J.022a	Control lever assembly, reverse gear	倒档操纵杆总成	1	1	1	1	1	1
45	GB/T 6170	Nut M10-Zn.D	螺母M10-Zn.D	1	1	1	1	1	1
46	LZT800.370.016	Control lever assembly, PTO	梭式换档操纵手柄	1	1	1	1	1	1
47	LZT300.38J.124	Upper cover	上盖	1	1	1	1	1	1
48	GB/T 5783	Bolt M8*20-8.8-Zn.D	螺栓M8*20-8.8-Zn.D	4	4	4	4	4	4
49	LZT300.38.016	Air plug assembly for oil input	加油通气塞总成①						1
	LZT300.38J.016	Air plug assembly for oil input	加油通气塞总成②	1		1		1	
	LZT300.38J.016	Air plug assembly for oil input	加油通气塞总成③		1		1		
50	JB/T 982	Unit washer 36	组合垫圈36	1	1	1	1	1	1
51	GB/T 879-1986	Pin 6*35	销6×35	1	1	1	1	1	1
52	LZT300.38.015	Pedal weldment of differential lock	差速锁踏板焊合件	1	1	1	1	1	1
53	QC/T 388-1999	Bowl shim 20	碗形塞片20	1	1	1	1	1	1
54	LZT300.38.190	Shifting briquet of differential lock	差速锁拨块	1	1	1	1	1	1
55	LZT300.38.159a	Fork of differential	差速锁拨叉	1	1	1	1	1	1
56	LZT300.38.160	Spring of differential lock	差速锁弹簧	1	1	1	1	1	1
57	LZT300.38.158a	Fork shaft of differential lock	差速锁拨叉轴	1	1	1	1	1	1
58	GB/T 3452.1	O-seal ring 15*2.65	O型圈15×2.65G	1	1	1	1	1	1
59	GB/T 879-1986	Pin 6*38	销6×38	1	1	1	1	1	1
60	LZT65.38.026	Oil plug assembly	油塞总成	1	1	1	1	1	1
61	LZT300.38.175	Lower cover	下盖②	1		1		1	

备注:①四轮驱动,梭式换档机型②两轮驱动,梭式换档机型③四轮驱动,梭式换档机型  
① ③4WD with shuttle-type gear shift. ②2WD with shuttle-type gear shift.

### 后桥总成-2(梭式换档机型)





## 后桥总成-2(梭式换档机型)

### Rear Axle Assembly-2

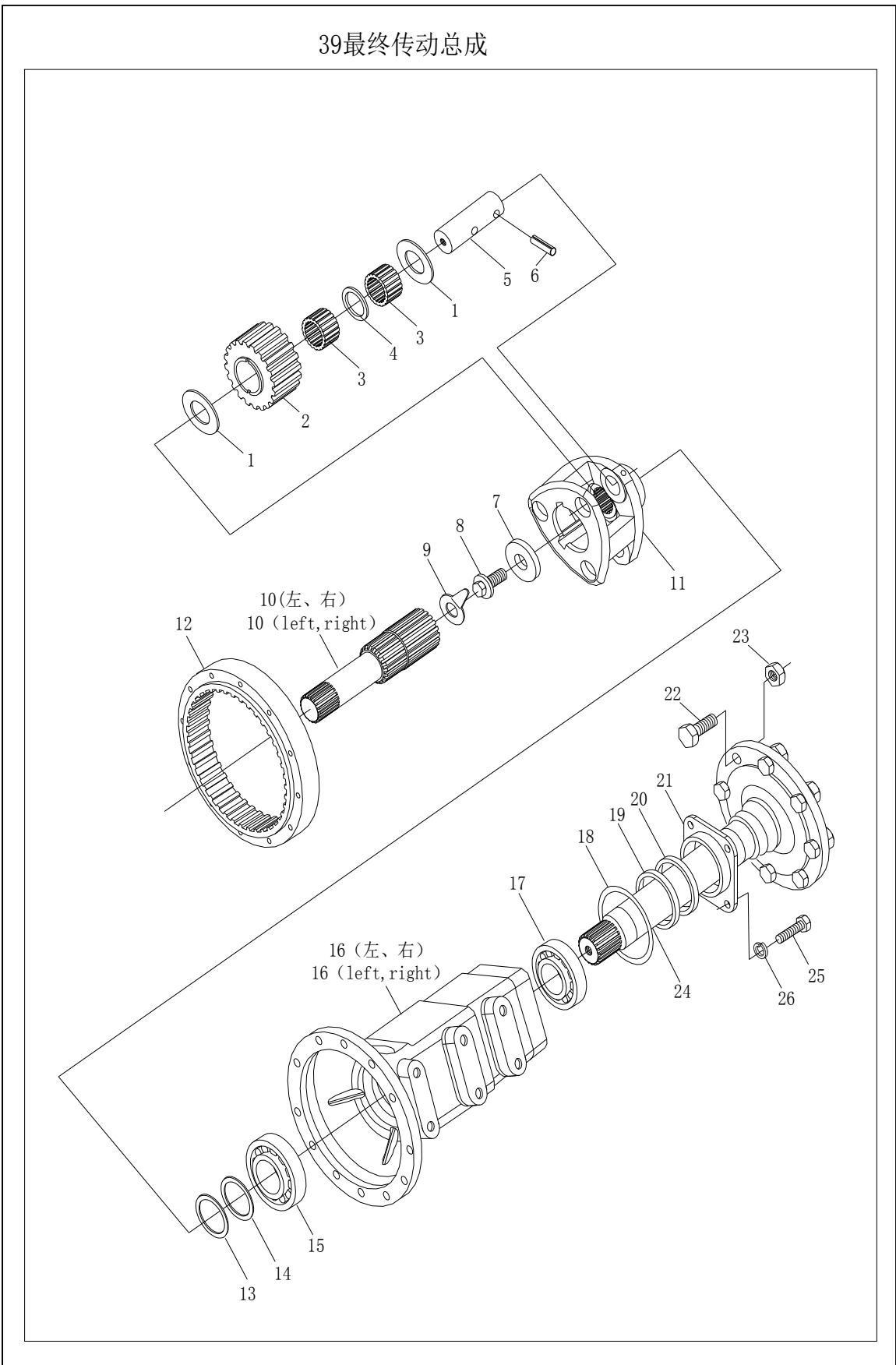
序号 No.	零部件代号	Part Name and Standards	零部件名称及 规格	适用机型和用量 (件) Applied Tractor Models and Qty. (Piece)					
	Drawing No.			LZT 300	LZT 304	LZT 350	LZT 354	LZT400 /450/480 /500/520 /550	LZT404 /454/484 /504/524 /554
	LZT404.38J.001	Rear axle assembly	后桥总成①						1
	LZT300.38J.001	Rear axle assembly	后桥总成②	1		1		1	
	LZT304.38J.001	Rear axle assembly	后桥总成③		1		1		
1	LZT300.38.012	Differential assembly	差速器总成	1	1	1	1	1	1
1.1	LZT300.38.148	Washer for planetary gear	行星齿轮垫片	2	2	2	2	2	2
1.2	LZT300.38.145	Planetary gear	行星齿轮	2	2	2	2	2	2
1.3	LZT300.38.147	Washer for half axle gear	半轴齿轮垫片	2	2	2	2	2	2
1.4	LZT300.38.143	Half axle gear, left	左半轴齿轮	1	1	1	1	1	1
1.5	LZT300.38.146	Planetary gear shaft	行星齿轮轴	1	1	1	1	1	1
1.6	LZT300.38.144	Half axle gear, right	右半轴齿轮	1	1	1	1	1	1
1.7	GB/T 297 -1994	Bearing 30211	轴承30211	1	1	1	1	1	1
1.8	LZT300.38.019	Differential lock assembly	差速锁总成	1	1	1	1	1	1
1.9	LZT300.38.149	Retainer bolt for large conical gear	大锥齿轮固定螺栓	6	6	6	6	6	6
1.10	LZT300.38.150	Thrust bolt for planetary gear shaft	行星齿轮轴止推螺栓	2	2	2	2	2	2
1.11	LZT300.38.141	Large conical gear	大圆锥齿轮	1	1	1	1	1	1
1.12	LZT300.38.140	Differential case	差速器壳体	1	1	1	1	1	1
1.13	LZT300.38.152	Lock washer	锁紧垫片	4	4	4	4	4	4
1.14	GB/T 6170	Nut M12-Zn.D	螺母M12-Zn. D	8	8	8	8	8	8
1.15	GB/T 297 -1994	Bearing 2007113	轴承2007113	1	1	1	1	1	1

续表1 Continued One

2	LZT300.38J.206	Reverse gear side cover	倒档侧盖	1	1	1	1	1	1
3	GB/T 93	Washer 10	垫圈10	18	18	18	18	18	18
4	GB/T 5782	Bolt M10*60-Zn.D	螺栓M10×60-Zn.D	1	1	1	1	1	1
5	GB/T 899	Stud AM12-M12*1.25*150-8.8-Zn.D	螺柱AM12-M12×1.25×150-8.8-Zn.D	24	24	24	24	24	24
6	GB/T 93	Washer 12	垫圈12	24	24	24	24	24	24
7	GB/T 6171	Nut M12*1.25-Zn.D	螺母M12×1.25-Zn.D	24	24	24	24	24	24
8	GB/T 5783	Bolt M10*25-8.8-Zn.D	螺栓M10×25-8.8-Zn.D	17	17	17	17	17	17
9	LZT300.38.142	Housing for left differential	左差速器轴承座	1	1	1	1	1	1
10	LZT300.38.161	Lock plate	锁片	2	2	2	2	2	2
11	GB/T 93	Washer 8	垫圈8	5	5	5	5	5	5
12	GB/T 5783	Bolt M8*12-8.8-Zn.D	螺栓M8×12-8.8-Zn.D	4	4	4	4	4	4
13	LZT300.38.151	Adjusting nut	调整螺母	2	2	2	2	2	2
14	LZT300.38J.011	Housing of rear axle assembly	后桥壳总成	1	1	1	1	1	1
14.1	GB/T 119-1986	Pin D12*28	销D12×28	2	2	2	2	2	2
14.2	GB/T 119-1986	Pin D14*30	销D14×30	4	4	4	4	4	4
14.3	LZT300.38J.101	Housing of rear axle	后桥壳体	1	1	1	1	1	1
15	GB/T 5783	Bolt M8*16-8.8-Zn.D	螺栓M8×16-8.8-Zn.D	2	2	2	2	2	2
16	GB/T 97.1	Washer 8-140-HV-Zn.D	垫圈8-140-HV-Zn.D	1	1	1	1	1	1
17	LZT300.38.195	Limiting stand	限位支座	1	1	1	1	1	1
18	LZT300.38.177	Housing for right differential	右差速器轴承座	1	1	1	1	1	1

备注:①四轮驱动,梭式换档机型②两轮驱动,梭式换档机型③四轮驱动,梭式换档机型  
①③4WD with shuttle-type gear shift.②2WD with shuttle-type gear shift.

### 39最终传动总成



### 39最终传动总成 Final Drive Assembly

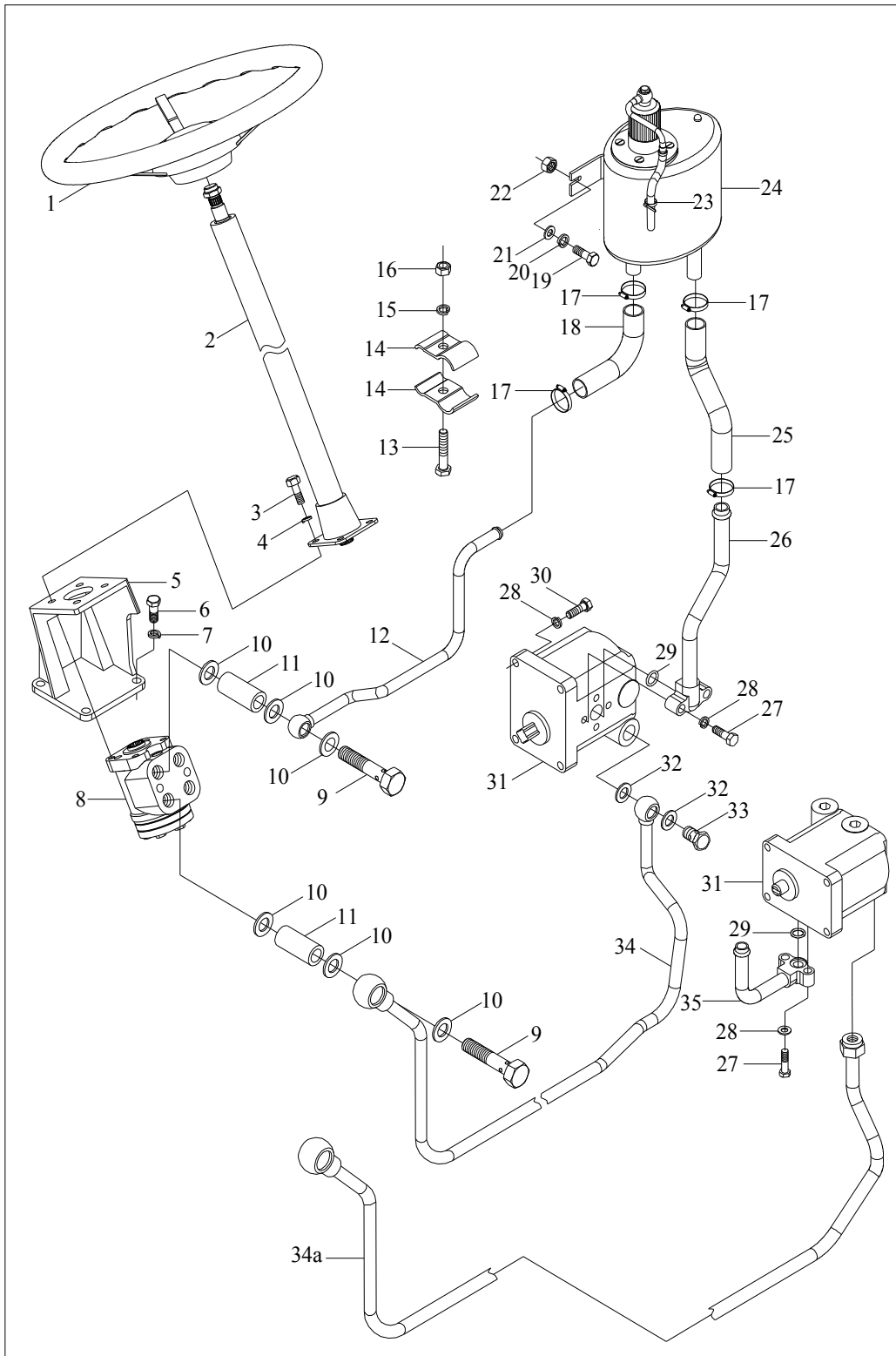
序号 No.	零部件代号	Part Name and Standards	零部件名称及 规格	适用机型和用量 (件) Applied Tractor Models and Qty. (Piece)					
	Drawing No.			LZT 300	LZT 304	LZT 350	LZT 354	LZT400 /450/480 /500/520 /550	LZT404 /454/484 /504/524 /554
1	LZT300.39.109	Outer spacer sleeve	滚针外隔套	12	12	12	12	12	12
2	LZT300.39.103	Planetary wheel	行星轮	6	6	6	6	6	6
3	GB/T 309-1995	Needle roller 5*23.8	滚针 5X23.8	264	264	264	264	264	264
4	LZT300.39.105	Inner spacer sleeve	滚针内隔套	6	6	6	6	6	6
5	LZT300.39.106	Shaft of planetary wheel	行星轮轴	6	6	6	6	6	6
6	GB/T 879-1986	Spring-type straight pin 8*25	弹性圆柱销 8X25	6	6	6	6	6	6
7	LZT300.39.111	Rest	挡块	2	2	2	2	2	2
8	LZT300.39.112	Lock bolt of driving shaft	驱动轴锁紧螺栓	2	2	2	2	2	2
9	LZT300.39.110	Lock plate of driving shaft	驱动轴锁片	2	2	2	2	2	2
10	LZT300.39.101	Half shaft, left	左半轴	1	1	1	1	1	1
	LZT300.39.102	Half shaft, right	右半轴	1	1	1	1	1	1
11	LZT300.39.104	Planetary frame	行星架	2	2	2	2	2	2
12	LZT300.39.107	Ring gear	齿圈	2	2	2	2	2	2
13	LZT300.39.121	Adjusting shim	调整垫片	○	○	○	○	○	○
	LZT300.39.122	Adjusting shim	调整垫片	○	○	○	○	○	○
	LZT300.39.123	Adjusting shim	调整垫片	○	○	○	○	○	○

续表1 Continued One

14	LZT300.39.113	Spacer sleeve	隔套	2	2	2	2	2	2
15	GB/T 276-1994	Rolling bearing - Deep groove ball bearing 6211	轴承 6211	2	2	2	2	2	2
16	LZT300.39.115	Case of driving shaft, left	左驱动轴壳体	1	1	1	1	1	1
	LZT300.39.114	Case of driving shaft, right	右驱动轴壳体	1	1	1	1	1	1
17	GB/T 276-1994	Rolling bearing - Deep groove ball bearing 6212	轴承 6212	2	2	2	2	2	2
18	GB 3452.1	O-seal ring 115*3.55	O形密封圈 115X3.55	2	2	2	2	2	2
19	JB 2600-1980	Skeleton oil sealing SG70*95*12	骨架油封 SG70X95X12	2	2	2	2	2	2
20	LZT300.39.030	Felt assembly,driving shaft	驱动轴毛毡总成	2	2	2	2	2	2
21	LZT300.39.116	Seat for oil sealing	油封座	2	2	2	2	2	2
22	LZT65.38.140	Bolt, rear hub	后轮毂螺栓	16	16	16	16	16	16
23	LZT65.38.139	Nut, rear hub	后轮毂螺母	16	16	16	16	16	16
24	LZT300.39.118	Driving shaft	驱动轴	2	2	2	2	2	2
25	GB/T 5783	Hexagon head bolt - full thread M12*25- Zn.D	螺栓 M12X25- Zn.D	8	8	8	8	8	8
26	GB/T 93	Single coil spring lock washer 12- normal type	弹簧垫圈 12	8	8	8	8	8	8

Note:○Defending on requirement.

# 全液压转向总成-1



## 全液压转向总成-1 Hydraulic Steering Wheel Assembly-1

序号 No.	零部件代号	Part Name and Standards	零部件名称及 规格	适用机型和用量 (件) Applied Tractor Models and Qty. (Piece)					
	Drawing No.			LZT 300	LZT 304	LZT 350	LZT 354	LZT400 /450/480 /500/520 /550	LZT404 /454/484 /504/524 /554
	LZT354.40F.001	Hydraulic Steering Wheel Assembly	全液压转向总成		1		1		1
	LZT354.40E.001	Hydraulic Steering Wheel Assembly	全液压转向总成		1		1		1
	LZT354.40C.001	Hydraulic Steering Wheel Assembly	全液压转向总成		1		1		1
	LZT304.40L.001	Hydraulic Steering Wheel Assembly	全液压转向总成		1				
	LZT304.40F.001	Hydraulic Steering Wheel Assembly	全液压转向总成		1		1		
	LZT304.40E.001	Hydraulic Steering Wheel Assembly	全液压转向总成		1		1		
	LZT350.40C.001	Hydraulic Steering Wheel Assembly	全液压转向总成	1		1		1	
	LZT400.40X.001	Hydraulic Steering Wheel Assembly	全液压转向总成					1	
	LZT400.40C.001	Hydraulic Steering Wheel Assembly	全液压转向总成	1		1		1	
	LZT404.40F.001	Hydraulic Steering Wheel Assembly	全液压转向总成		1		1		1
	LZT404.40E.001	Hydraulic Steering Wheel Assembly	全液压转向总成		1		1		1
	LZT404.40C.001	Hydraulic Steering Wheel Assembly	全液压转向总成		1		1		1
	LZT454.40X.001	Hydraulic Steering Wheel Assembly	全液压转向总成						1
	LZT454.40.001	Hydraulic Steering Wheel Assembly	全液压转向总成						

续表1 Continued One

1	LZT400.40.016	Steering wheel assembly	转向盘总成	1	1	1	1	1	1
2	LZT354.40C.016	Steering tube column assembly	转向管柱总成	1	1	1	1	1	1
3	GB/T6170	Bolt M10*30-Zn.D	螺栓M10×30-Zn.D	4	4	4	4	4	4
4	GB/T93	Washer 10	垫圈10	4	4	4	4	4	4
5	LZT354.40C.111	Steering strut	转向器支架	1	1	1	1	1	1
6	GB/T5783	Bolt M12*30-Zn.D	螺栓M12×30-Zn.D	4	4	4	4	4	4
7	GB/T93	Washer 12	垫圈12	4	4	4	4	4	4
8	LZT354.40C.015	Hydraulic steering wheel assembly	液压转向器总成	1	1	1	1	1	1
9	LZT354.40C.102	Long hollow bolt	空心长螺栓	2	2	2	2	2	2
10	JB/T982	Washer 20	垫圈20	6	6	6	6	6	6
11	LZT354.40C.109	Long pipe	长接管	2	2	2	2	2	2
12	LZT354.40C.021	Oil return outlet pipe weldment	回油出口管焊合件	1	1	1	1	1	1
	LZT400.40X.021	Oil return outlet pipe weldment	回油出口管焊合件①	1	1	1	1	1	1
	LZT404.40C.021	Oil return outlet pipe weldment	回油出口管焊合件①	1	1	1	1	1	1
	LZT304.40L.021	Oil return outlet pipe weldment	回油出口管焊合件①	1	1	1	1	1	1
13	GB/T5783	Bolt M6*30-Zn.D	螺栓M6×30-Zn.D	2	2	2	2	2	2
14	LZT354.40C.120	Oil pipe clip	油管夹	4	4	4	4	4	4
15	GB/T93	Washer 6	垫圈6	2	2	2	2	2	2
16	GB/T6170	Nut M6-Zn.D	螺母M6-Zn.D	2	2	2	2	2	2
17	ZBJ15001	Clamp D32	喉箍32	4	4	4	4	4	4



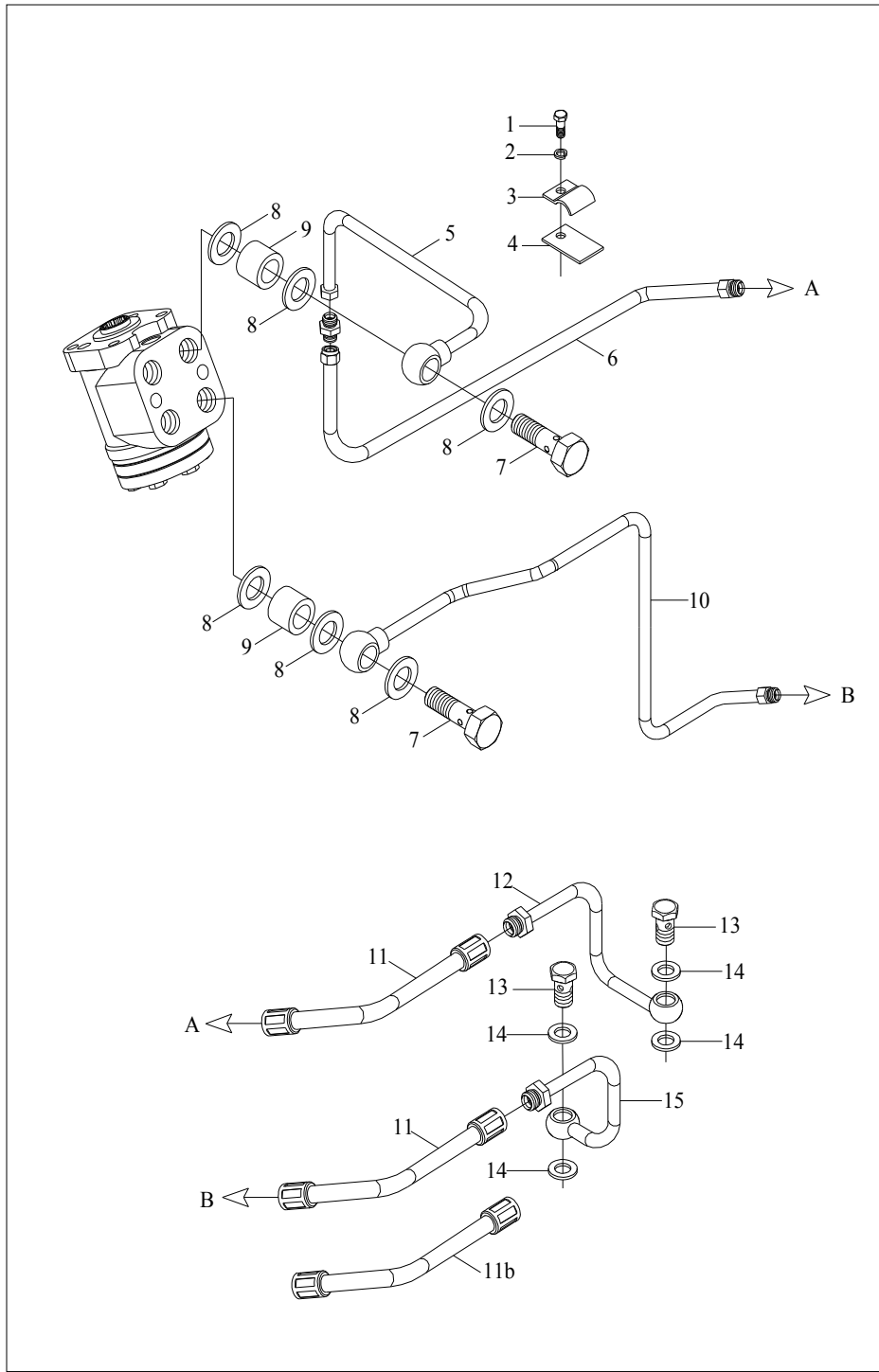
续表2 Continued Two

18	LZT354.40C.107	Oil return hose	回油软管	1	1	1	1	1	1
19	GB/T5783	Bolt M10*25-Zn.D	螺栓M10×25-Zn.D	2	2	2	2	2	2
20	GB/T93	Washer 10- Zn.D	垫圈10- Zn.D	2	2	2	2	2	2
21	GB/T97.1	Washer 10- Zn.D	垫圈10- Zn.D	2	2	2	2	2	2
22	GB/T6170	Nut M10-Zn.D	螺母M10-Zn.D	2	2	2	2	2	2
23	ZD140×3.5	Plastic belt can loose	可松式塑料扎带	1	1	1	1	1	1
24	LZT354.40C.011	Steering tank and breather assembly	转向油箱及呼吸器总成	1	1	1	1	1	1
25	LZT354.40C.103	Oil outlet hose	出油软管	1	1	1	1	1	1
	LZT400.40X.104	Oil outlet hose	出油软管 ①	1	1	1	1	1	1
	LZT404.40C.104	Oil outlet hose	出油软管 ①	1	1	1	1	1	1
26	LZT354.40C.022	Oil suction pipe weldment	油泵吸油钢管焊合件	1	1	1	1	1	1
	LZT354.40C.022	Oil suction pipe weldment	油泵吸油钢管焊合件	1	1	1	1	1	1
27	GB/T5783	Bolt M8*30-Zn.D	螺栓M8×30-Zn.D	2	2	2	2	2	2
28	GB/T93	Washer 8	垫圈8	8	8	8	8	8	8
29	GB3452.1	O-seal ring 19×2.65G	O型密封19×2.65G	1	1	1	1	1	1
30	GB/T5783	Bolt M8*35-Zn.D	螺栓M8×35-Zn.D	4	4	4	4	4	4
31	LZT354.40C.023	Constant overflow pump	恒流溢流泵	1	1	1	1	1	1
	LZT304.40L.023	Constant overflow pump	恒流溢流泵 ①	1	1	1	1	1	1
	LZT404.40C.030	Constant overflow pump	恒流溢流泵 ①	1	1	1	1	1	1

续表3 Cotinued Three

	<b>LZT354.40J.011</b>	Constant overflow pump	恒流溢流泵 ①	1	1	1	1	1	1
32	<b>JB/T982</b>	Washer 18	垫圈18	2	2	2	2	2	2
33	<b>LZT650.40.105</b>	Hollow bolt M18*1.5	空心螺栓M18X1.5	1	1	1	1	1	1
34	<b>LZT354.40C.020</b>	Oil outlet pipe weldment	油泵出油钢管焊合件	1	1	1	1	1	1
	<b>LZT304.40L.020</b>	Oil outlet pipe weldment	油泵出油钢管焊合件 ①	1	1	1	1	1	1
	<b>LZT304.40C.020</b>	Oil outlet pipe weldment	油泵出油钢管焊合件 ①	1	1	1	1	1	1
	<b>LZT350.40C.020</b>	Oil outlet pipe weldment	油泵出油钢管焊合件 ①	1	1	1	1	1	1
	<b>LZT354.40E.020</b>	Oil outlet pipe weldment	油泵出油钢管焊合件 ①	1	1	1	1	1	1
	<b>LZT400.40C.020</b>	Oil outlet pipe weldment	油泵出油钢管焊合件 ①	1	1	1	1	1	1
	<b>LZT400.40X.020</b>	Oil outlet pipe weldment	油泵出油钢管焊合件 ①	1	1	1	1	1	1
	<b>LZT404.40E.020</b>	Oil outlet pipe weldment	油泵出油钢管焊合件 ①	1	1	1	1	1	1
	<b>LZT454.40.020</b>	Oil outlet pipe weldment	油泵出油钢管焊合件 ①	1	1	1	1	1	1
34a	<b>LZT400.40X.020</b>	Oil outlet pipe weldment	油泵出油钢管焊合件	1	1	1	1	1	1
35	<b>LZT400.40X.011</b>	Oil outlet pipe weldment	油泵吸油钢管焊合件 ①	1	1	1	1	1	1
	<b>LZT400.40C.011</b>	Oil outlet pipe weldment	油泵吸油钢管焊合件 ①	1	1	1	1	1	1
	<b>LZT404.40C.011</b>	Oil outlet pipe weldment	油泵吸油钢管焊合件 ①	1	1	1	1	1	1
	<b>LZT304.40L.011</b>	Oil outlet pipe weldment	油泵吸油钢管焊合件 ①	1	1	1	1	1	1
	<b>LZT354.40C.022</b>	Oil outlet pipe weldment	油泵吸油钢管焊合件	1	1	1	1	1	1
注：①选装.									

全液压转向总成-2



## 全液压转向总成-2 Hydraulic Steering Wheel Assembly-2

标号No.	零部件代号	Part Name and Standards	零部件名称及规格	适用机型和用量 (件) Applied Tractor Models and Qty. (Piece)					
	Drawing No.			LZT 300	LZT 304	LZT 350	LZT 354	LZT400 /450/480 /500/520 /550	LZT404 /454/484 /504/524 /554
	LZT354.40F.001	Hydraulic Steering Wheel Assembly	全液压转向总成		1		1		1
	LZT354.40E.001	Hydraulic Steering Wheel Assembly	全液压转向总成		1		1		1
	LZT354.40C.001	Hydraulic Steering Wheel Assembly	全液压转向总成		1		1		1
	LZT304.40L.001	Hydraulic Steering Wheel Assembly	全液压转向总成		1				
	LZT304.40F.001	Hydraulic Steering Wheel Assembly	全液压转向总成		1		1		
	LZT304.40E.001	Hydraulic Steering Wheel Assembly	全液压转向总成		1		1		
	LZT404.40F.001	Hydraulic Steering Wheel Assembly	全液压转向总成		1		1		1
	LZT404.40E.001	Hydraulic Steering Wheel Assembly	全液压转向总成		1		1		1
	LZT404.40C.001	Hydraulic Steering Wheel Assembly	全液压转向总成		1		1		1
	LZT454.40X.001	Hydraulic Steering Wheel Assembly	全液压转向总成						1
1	GB/T5783	Bolt M8*20-Zn.D	螺栓M8×20-Zn. D		2		2		2
2	GB/T93	Washer 8	垫圈8		8		8		8
3	LZT354. 40F. 121	Single pipe clip	单孔管夹		2		2		2
4	LZT354. 40F. 122	Oil pipe bracket	油管支架		2		2		2
5	LZT354. 40F. 015a	Oil feed pipe weldment, left	左输油管焊合件-1		1		1		1
	LZT304. 40B. 017	Oil feed pipe weldment, left	左输油管焊合件-1 ①		1		1		1

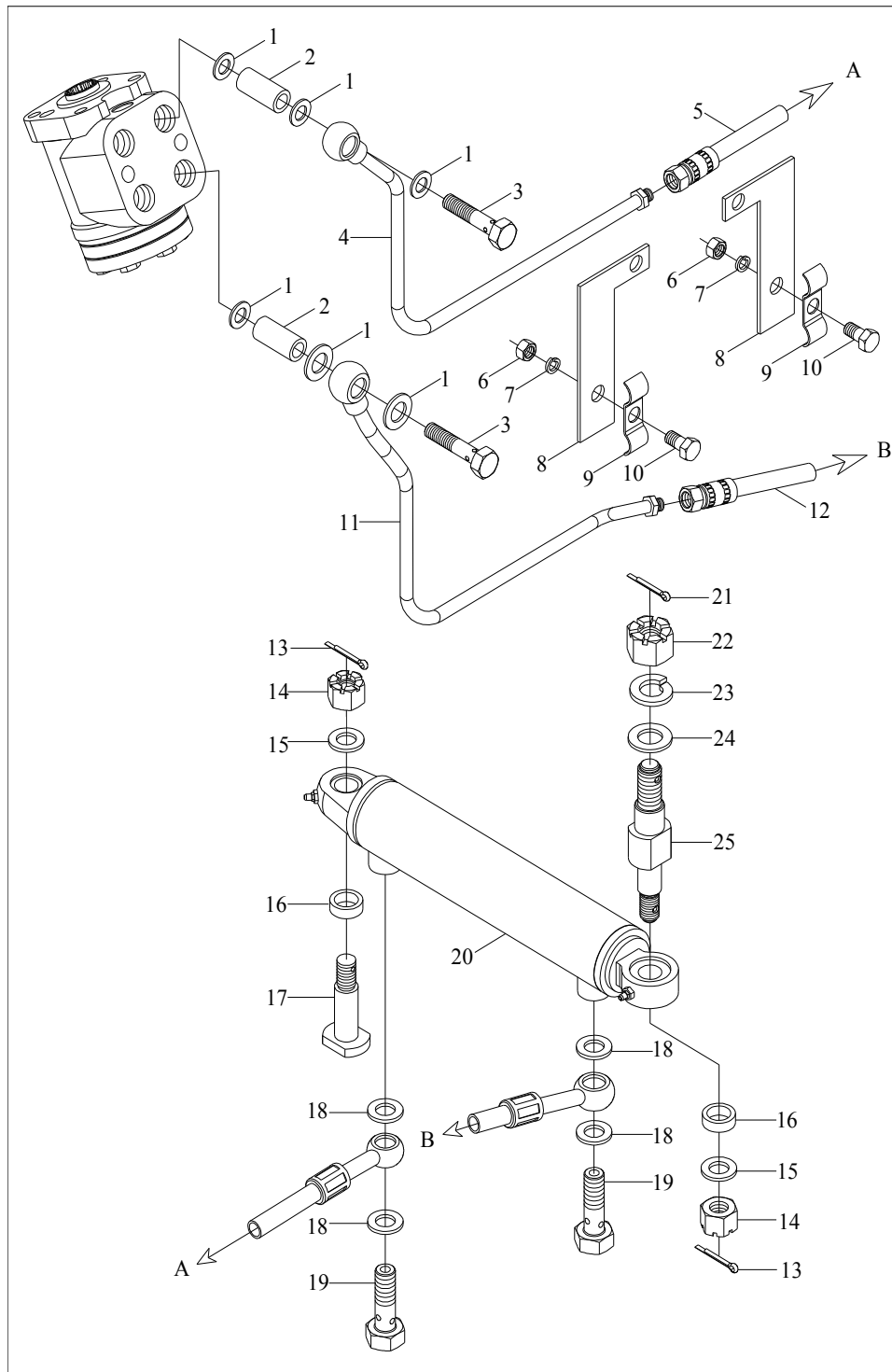
续表1 Continued One

	LZT304. 40E. 017	Oil feed pipe weldment, left	左输油管焊合件-1①	1	1		1
	LZT304. 40L. 017	Oil feed pipe weldment, left	左输油管焊合件-1①	1	1		1
	LZT354. 40C. 017	Oil feed pipe weldment, left	左输油管焊合件-1①	1	1		1
	LZT400. 40L. 017	Oil feed pipe weldment, left	左输油管焊合件-1①	1	1		1
	LZT400. 40X. 017	Oil feed pipe weldment, left	左输油管焊合件-1①	1	1		1
	LZT404. 40X. 017	Oil feed pipe weldment, left	左输油管焊合件-1①	1	1		1
	LZT404. 40L. 017	Oil feed pipe weldment, left	左输油管焊合件-1①	1	1		1
6	LZT354. 40F. 016a	Oil feed pipe weldment, left	左输油管焊合件-2	1	1		1
	LZT4044. 40F. 016a	Oil feed pipe weldment, left	左输油管焊合件-2①	1	1		1
7	LZT354. 40C. 119	Short hollow bolt	空心短螺栓	2	2		2
8	JB/T982	Washer 20	垫圈20	12	12		12
9	LZT354. 40C. 108	Short pipe	短接管	2	2		2
10	LZT354. 40F. 018	Oil feed steel pipe weldment, right	右输油钢管焊合件	1	1		1
	LZT304. 40B. 018	Oil feed steel pipe weldment, right	右输油钢管焊合件①	1	1		1
	LZT304. 40E. 018	Oil feed steel pipe weldment, right	右输油钢管焊合件①	1	1		1
	LZT304. 40L. 018	Oil feed steel pipe weldment, right	右输油钢管焊合件①	1	1		1
	LZT354. 40C. 018	Oil feed steel pipe weldment, right	右输油钢管焊合件①	1	1		1

续表2 Continued Two

	LZT400. 40C. 018	Oil feed steel pipe weldment, right	右输油钢管焊合件①		1		1		1
	LZT404. 40X. 018	Oil feed steel pipe weldment, right	右输油钢管焊合件①		1		1		1
	LZT400. 40X. 018	Oil feed steel pipe weldment, right	右输油钢管焊合件①		1		1		1
	LZT404. 40C. 018	Oil feed steel pipe weldment, right	右输油钢管焊合件①		1		1		1
	LZT404. 40F. 018	Oil feed steel pipe weldment, right	右输油钢管焊合件①		1		1		1
	LZT454. 40X. 018	Oil feed steel pipe weldment, right	右输油钢管焊合件①		1		1		1
11	LZT354. 40C. 019	Cylinder oil outlet hose assembly, right	油缸右出油软管总成		2		2		2
12	LZT354. 40C. 013	Cylinder hard pipe weldment, left	油缸左硬管焊合件①		1		1		1
	LZT354. 40F. 014	Cylinder hard pipe weldment, left	油缸左硬管焊合件		1		1		1
13	LZT650. 40. 112	Hollow bolt M16*1.5	空心螺栓M16X1.5		2		2		2
14	JB/T982	Washer 16	垫圈16		4		4		4
15	LZT354. 40F. 014	Cylinder hard pipe weldment, right	油缸右硬管焊合件		1		1		1
	LZT354. 40F. 013	Cylinder hard pipe weldment, right	油缸右硬管焊合件①						
注：①选装。									

### 全液压转向总成-3



**全液压转向总成-3**  
**Hydraulic Steering Wheel Assembly-3**

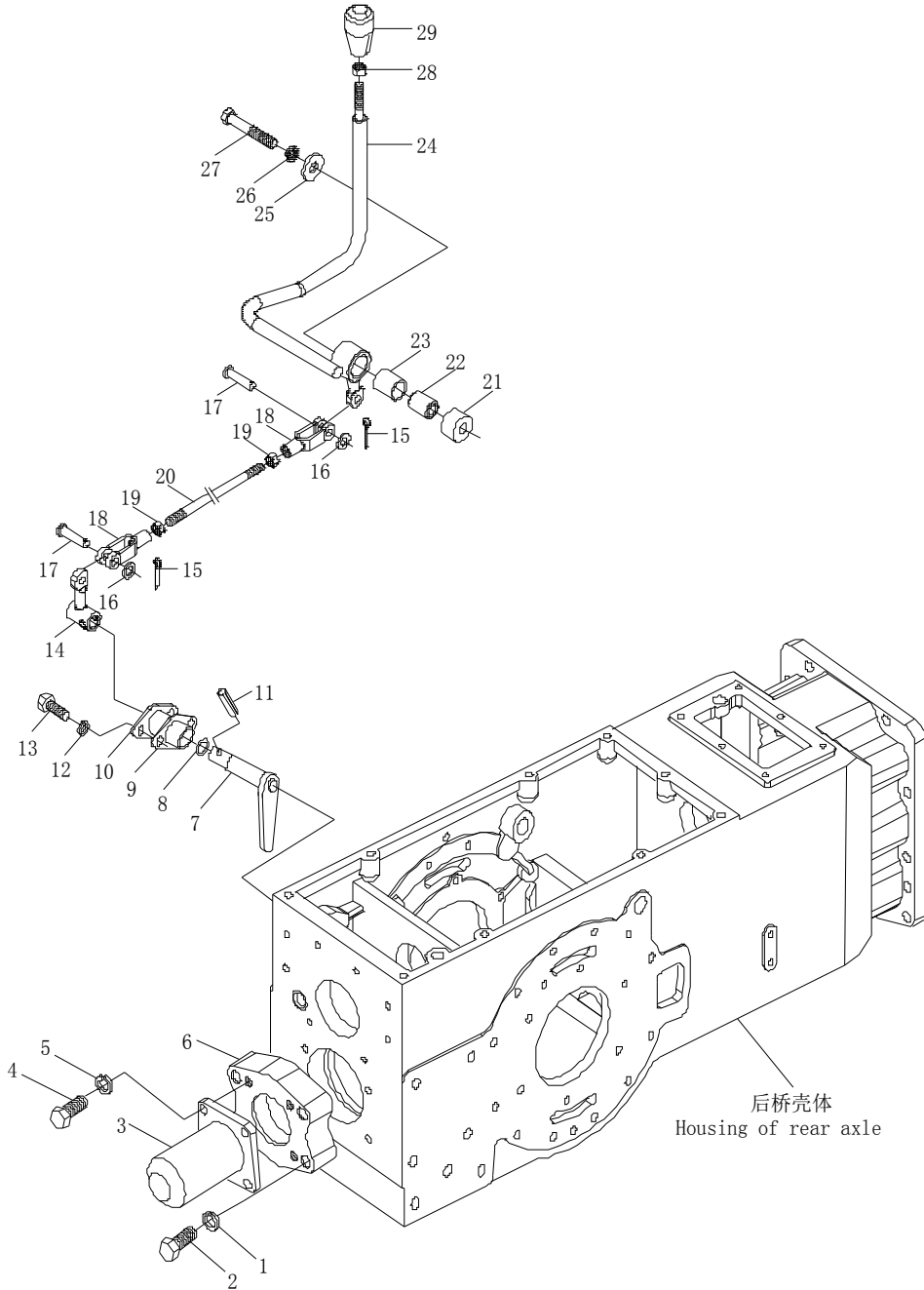
标号No.	零部件代号	Part Name and Standards	零部件名称及规格	适用机型和用量 (件) Applied Tractor Models and Qty. (Piece)					
	Drawing No.			LZT 300	LZT 304	LZT 350	LZT 354	LZT400 /450/480 /500/520 /550	LZT404 /454/484 /504/524 /554
	LZT350.40C.001	Hydraulic Steering Wheel Assembly	全液压转向总成	1		1		1	
	LZT400.40X.001	Hydraulic Steering Wheel Assembly	全液压转向总成					1	
	LZT400.40C.001	Hydraulic Steering Wheel Assembly	全液压转向总成	1		1		1	
1	JB/T982	Washer 20	垫圈20	12		12		12	
2	LZT354. 40C. 108	Short pipe	短接管	2		2		2	
3	LZT354. 40C. 119	Short hollow bolt	空心短螺栓M20×1.5	2		2		2	
4	LZT400. 40X. 017	Oil feed pipe weldment, left	左输油管焊合件	1		1		1	
5	LZT400. 40C. 024	Cylinder oil outlet hose assembly, left	油缸左出油软管总成	1		1		1	
6	GB/T6170	Nut M6-Zn. D	螺母M6-Zn. D	2		2		2	
7	GB/T93	Washer 6-Zn.D	垫圈6-Zn. D	2		2		2	
8	LZT304. 40L. 122	Oil pipe bracket	油管支架	2		2		2	
9	LZT304. 40L. 121	Double pipe clip	双孔管夹	2		2		2	
10	GB/T5783	Bolt M6*25-Zn. D	螺栓M6×25-Zn. D	2		2		2	



续表1 Continued One

11	LZT400. 40X. 018	Oil feed steel pipe weldment, right	右输入钢管焊合件	1	1	1		
12	LZT400. 40C. 019	Cylinder oil outlet hose assembly, right	油缸右出油软管总成	1	1	1		
13	GB/T91	Split pin 4*28	开口销4×28	2	2	2		
14	GB/T9459	Blot M6*1.5-Zn. D	螺栓M16×1.5-Zn. D	2	2	2		
15	GB/T97. 1	Washer 16	垫圈16	2	2	2		
16	LZT400. 40C. 101	Support tube	支撑套	4	4	4		
17	LZT400. 40C. 103	Cylinder pin roll	油缸销轴 (2)	1	1	1		
18	JB/T982	Washer 16	垫圈16	4	4	4		
19	LZT650. 40. 112	Hollow bolt M16*1.5	空心螺栓M16×1.5	2	2	2		
20	LZT400. 40C. 011	Steering cylinder assembly	转向油缸总成	1	1	1		
21	GB/T91	Split pin 4*36-Zn. D	开口销4×36 - Zn. D	1	1	1		
22	GB/T6181	Nut M20-Zn. D	螺母M20-Zn. D	1	1	1		
23	GB/T93	Washer 20-Zn. D	垫圈20-Zn. D	1	1	1		
24	GB/T97. 1	Washer 20-Zn. D	垫圈20 -Zn. D	1	1	1		
25	LZT400. 40C. 102	Cylinder pin roll	油缸销轴 (1)	1	1	1		

41动力输出总成（四）（配 118PT0中心距后桥壳体）



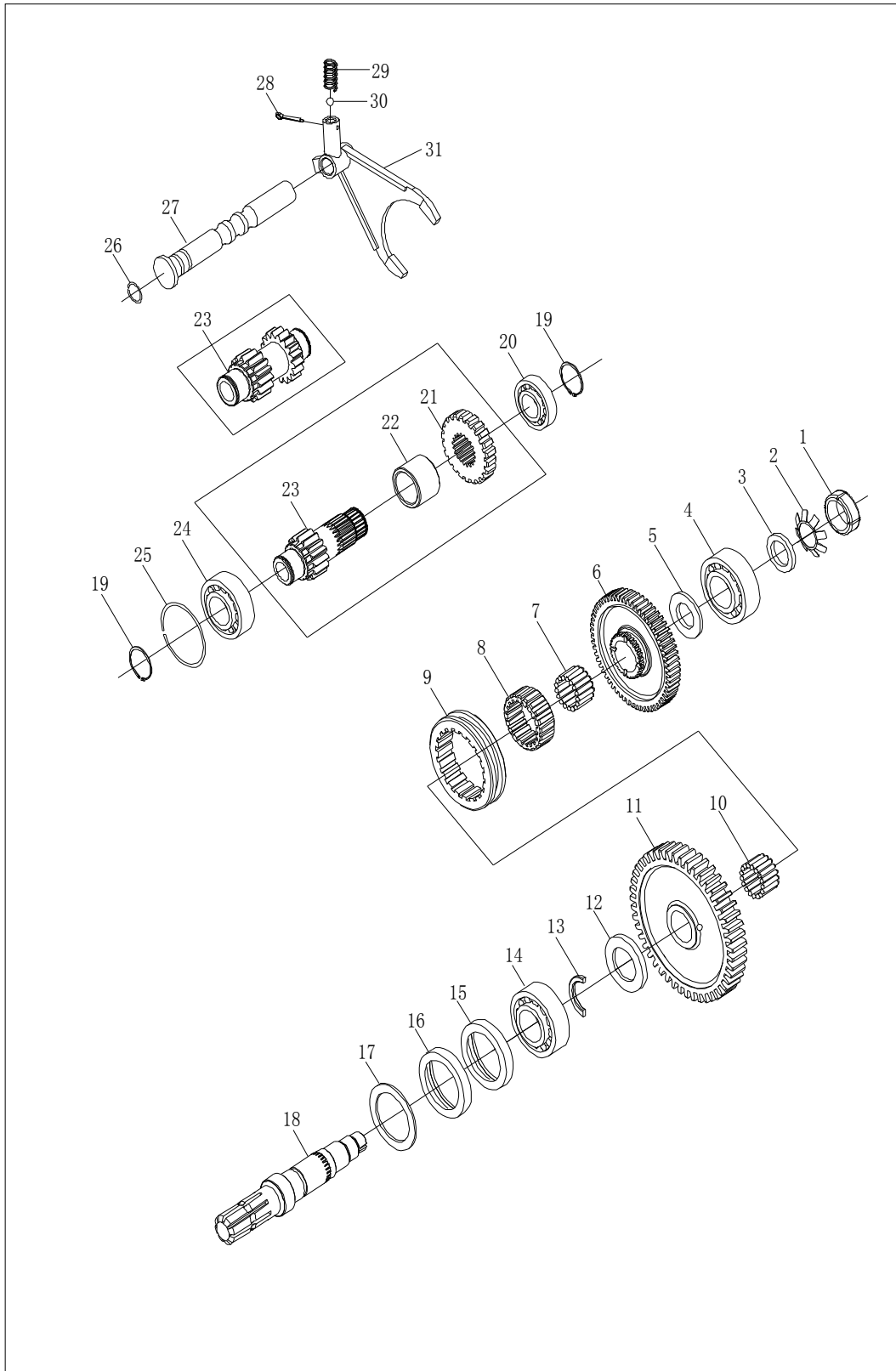
**41动力输出总成**  
**PTO Shaft Assembly -1**

序号 No.	零部件代号	Part Name and Standards	零部件名称及 规格	适用机型和用量 (件) Applied Tractor Models and Qty. (Piece)					
	Drawing No.			LZT 300	LZT 304	LZT 350	LZT 354	LZT400 /450/480 /500/520 /550	LZT404 /454/484 /504/524 /554
1	GB/T 93	Single coil spring lock washer 12-normal type	弹性垫圈12	4	4	4	4	4	4
2	GB/T 5783	Hexagon head bolt - full thread M12*55-Zn.D	全螺纹螺栓M12 X55-Zn.D	4	4	4	4	4	4
3	LZT300.41E.102	Cover,power take off(PTO)	动力输出轴盖	1	1	1	1	1	1
4	GB/T 5783	Hexagon head bolt - full thread M10*25-Zn.D	全螺纹螺栓M10 X25-Zn.D	4	4	4	4	4	4
5	GB/T 93	Single coil spring lock washer 10-normal type	弹性垫圈10	4	4	4	4	4	4
6	LZT300.41E.101	Rear cover( I )	后端盖(I)	1	1	1	1	1	1
7	LZT300.41E.011	Finger lever weldment	指形拨杆焊合	1	1	1	1	1	1
8	GB/T 3452.1	O-sealing ring 11.2*2.65	O形密封圈 11.2×2.65	1	1	1	1	1	1
9	LZT300.41.139	Gasket for lever bush	拨叉轴套衬垫	1	1	1	1	1	1
10	LZT300.41E.109	Lever bush	拨杆轴套	1	1	1	1	1	1
11	GB/T 879	Spring-type straight pin 6*25	弹性圆柱销6X25	1	1	1	1	1	1
12	GB/T 93	Single coil spring lock washer 8-normal type	弹性垫圈8	2	2	2	2	2	2

续表1 Continued One

13	GB/T 5783	Hexagon head bolt - full thread M8*20-Zn.D	全螺纹螺栓M8X20-Zn.D	2	2	2	2	2	2
14	LZT300.41.012	Gearshift lever weldment, PTO	动力输出变速杆焊合件	1	1	1	1	1	1
15	GB/T 91	Split pin 3.2*16-Zn.D	开口销3.2*16-Zn.D	2	2	2	2	2	2
16	GB/T 97.1	Plain washer 10-140HV-Zn.D	平垫圈10-140HV-Zn.D	2	2	2	2	2	2
17	GB/T 882	Clevis pin with head B10*30-Zn.D	销轴 B10*30-Zn.D	2	2	2	2	2	2
18	LZT300.43.108	Tension rod front fork	拉杆前叉	2	2	2	2	2	2
19	GB/T 6170	Hexagon nut, style 1 M10-Zn.D	I型螺母 M10-Zn.D	2	2	2	2	2	2
20	LZT300.41.112	Control lever	操纵杆	1	1	1	1	1	1
21	LZT300.41.128	Spacer	隔套	1	1	1	1	1	1
22	LZT300.41.130	Sleeve	轴套	1	1	1	1	1	1
23	LZT300.41.127	Bush	衬套	1	1	1	1	1	1
24	LZT300.41.014	Control lever weldment, PTO	动力输出操纵杆焊合件	1	1	1	1	1	1
25	LZT300.41.129	Washer	垫圈	1	1	1	1	1	1
26	GB/T 93	Single coil spring lock washer 12-normal type	弹性垫圈12	1	1	1	1	1	1
27	GB/T 5782	Hexagon head bolt M12*75-Zn.D	螺栓M12X75-Zn.D	1	1	1	1	1	1
28	GB/T 6171	Hexagon nut, style 1, with fine pitch thread M10*1-Zn.D	I型螺母 - 细牙M10X1-Zn.D	1	1	1	1	1	1
29	LZT300.41.015	Control lever handle assembly, PTO	动力输出操纵手柄总成	1	1	1	1	1	1

41动力输出总成（五）（配 118PT0中心距后桥壳体）



**41动力输出总成**  
**PTO Shaft Assembly -2**

序号 No.	零部件代号	Part Name and Standards	零部件名称及 规格	适用机型和用量 (件) Applied Tractor Models and Qty. (Piece)					
	Drawing No.			LZT 300	LZT 304	LZT 350	LZT 354	LZT400 /450/480 /500/520 /550	LZT404 /454/484 /504/524 /554
1	GB/T 812	Round nut M25*1.5	圆螺母 M25×1.5	1	1	1	1	1	1
2	GB/T 858	Tab washer for round nut 25	止动垫圈 25	1	1	1	1	1	1
3	LZT300.41.122	Washer	垫圈	2	2	2	2	2	2
4	GB/T 276	Rolling bearing - Deep groove ball bearing 6306	滚动轴承 6306	1	1	1	1	1	1
5	LZT300.41C.118	Front stop ring, output shaft	输出轴前档环	1	1	1	1	1	1
6	LZT300.41E.105	Driven small gear,PTO	PTO被动小齿轮	1	1	1	1	1	1
	LZT300.41G.106	Driven small gear,PTO	PTO被动小齿轮	1	1	1	1		
	LZT400.41G.107	Driven small gear,PTO	PTO被动小齿轮					1	1
7	GB/T 5846	Needle roller bearing K35*40*27	滚针轴承 K35X40X27	1	1	1	1	1	1
8	LZT300.41C.117	Engaging seat, PTO	动力输出啮合座	1	1	1	1	1	1
9	LZT300.41C.116	Engaging sleeve, PTO	动力输出啮合套	1	1	1	1	1	1
10	GB/T 5846	Needle roller bearing KK40*46*34	滚针轴承 KK40×46×34	1	1	1	1	1	1
11	LZT300.41E.103	Driven big gear,PTO	动力输出被动大 齿轮	1	1	1	1		
	LZT300.41F.103	Driven big gear,PTO	动力输出被动大 齿轮 <sup>③</sup>	1	1	1	1		
	LZT400.41E.103	Driven big gear,PTO	动力输出被动大 齿轮					1	1
	LZT400.41F.103	Driven big gear,PTO	动力输出被动大 齿轮 <sup>④</sup>					1	1
12	LZT300.41E.114	Rear stop ring	后挡环	1	1	1	1	1	1
13	LZT300.41E.119	Semi stop ring, output shaft	输出轴半挡环	2	2	2	2	2	2
14	GB/T 276	Rolling bearing - Deep groove ball bearing 6309	滚动轴承 6309	1	1	1	1	1	1

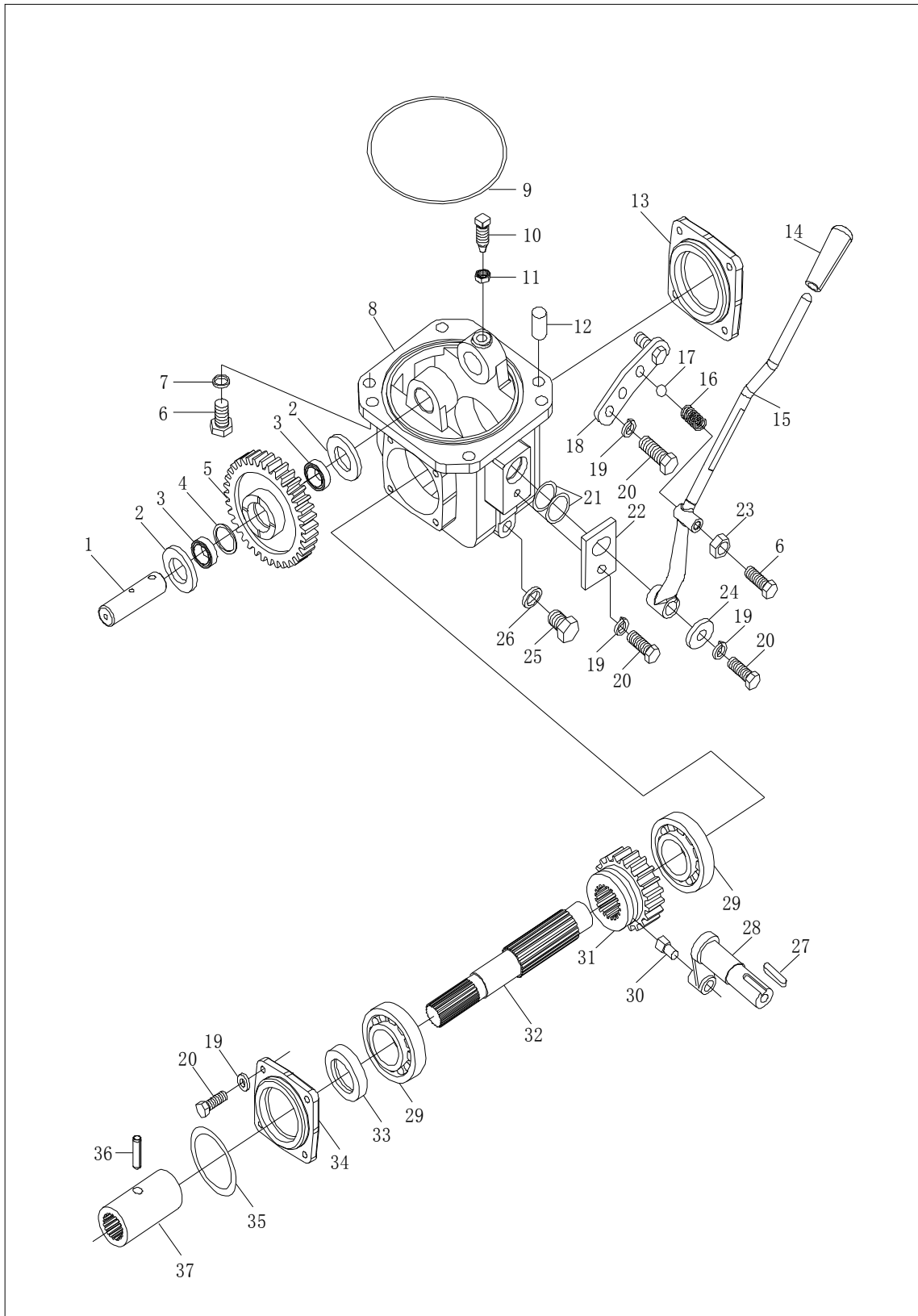
续表1 Continued One

15	GB/T 9877.1	Gased oil sealing B50*72*8D	骨架油封B50X72X7D	1	1	1	1	1	1
16	GB/T 9877.1	Gased oil sealing FB50*72*8D	骨架油封FB50X72X8D	1	1	1	1	1	1
17	LZT300.41E.115	Circlip for oil sealing	油封档圈	1	1	1	1	1	1
18	LZT300.41E.104	PTO shaft	PTO轴	1	1	1	1	1	1
	LZT300.41E.104A	PTO shaft ②(Six - key)	PTO轴(六键)②	1	1	1	1	1	1
19	GB/T 894.1	Circlip for shaft 40-type A	轴用弹性档圈40-A型	2	2	2	2	2	2
20	GB/T 276	Rolling bearing - Deep groove ball bearing 6208	滚动轴承 6208	1	1	1	1	1	1
21	LZT300.41E.120	High-speed gear, PTO driving gear	动力输出高档主动齿轮	1	1	1	1	1	1
22	LZT300.41E.121	Spacer	隔套	1	1	1	1	1	1
23	LZT300.41E.106	Driving gear, PTO	动力输出主动齿轮	1	1	1	1		
	LZT300.41F.106	Driving gear, PTO③	动力输出主动齿轮③			1	1		
	LZT300.41G.106	Driving gear, PTO⑤	动力输出主动齿轮⑤	1	1	1	1		
	LZT400.41E.106	Driving gear, PTO	动力输出主动齿轮					1	1
	LZT400.41F.106	Driving gear, PTO④	动力输出主动齿轮④	1	1			1	1
	LZT400.41G.106	Driving gear, PTO⑥	动力输出主动齿轮⑥					1	1
24	GB/T 276	Rolling bearing - Deep groove ball bearing 6308N	滚动轴承 6308N	1	1	1	1	1	1
25	GB/T 305	Snap ring 68.2/78.6	止动环68.2X78.6	1	1	1	1	1	1
26	GB/T 3452.1	O-seal ring 11.2*2.65	O形密封圈11.2X2.65	1	1	1	1	1	1
27	LZT300.41C.107	Gear fork shaft, PTO	动力输出拨叉轴	1	1	1	1	1	1
28	GB/T 91	Split pin 4*3.2	开口销4X3.2	1	1	1	1	1	1
29	LZT300.41.123	Gag spring, gear fork shaft	拨叉轴定位弹簧	1	1	1	1	1	1
30	GB/T 308	Stell ball 9.5V	钢球9.5V	1	1	1	1	1	1
31	LZT300.41E.108	Gearshift fork, PTO	PTO拨叉	1	1	1	1	1	1

Note:①Optional.②Sepeific for 2400r/min engine and 760r/min or 1000r/min PTO.③Sepeific for 2200r/min or 2300r/min engine and 760r/min or 1000r/min PTO.④Sepeific for 2300r/min or 2400r/min engine and 540r/min or 760r/min PTO.⑤Sepeific for 2200r/min engine and 540r/min or 760r/min PTO

①选装件②配2400rpm发动机, 760/1000rpmPTO专用③配2200rpm或2300rpm发动机, 760/1000rpmPTO专用。④配2300rpm或2400rpm发动机, 540/760rpmPTO专用⑤配2200rpm发动机, 540/760rpmPTO专用

42 分动箱总成-1





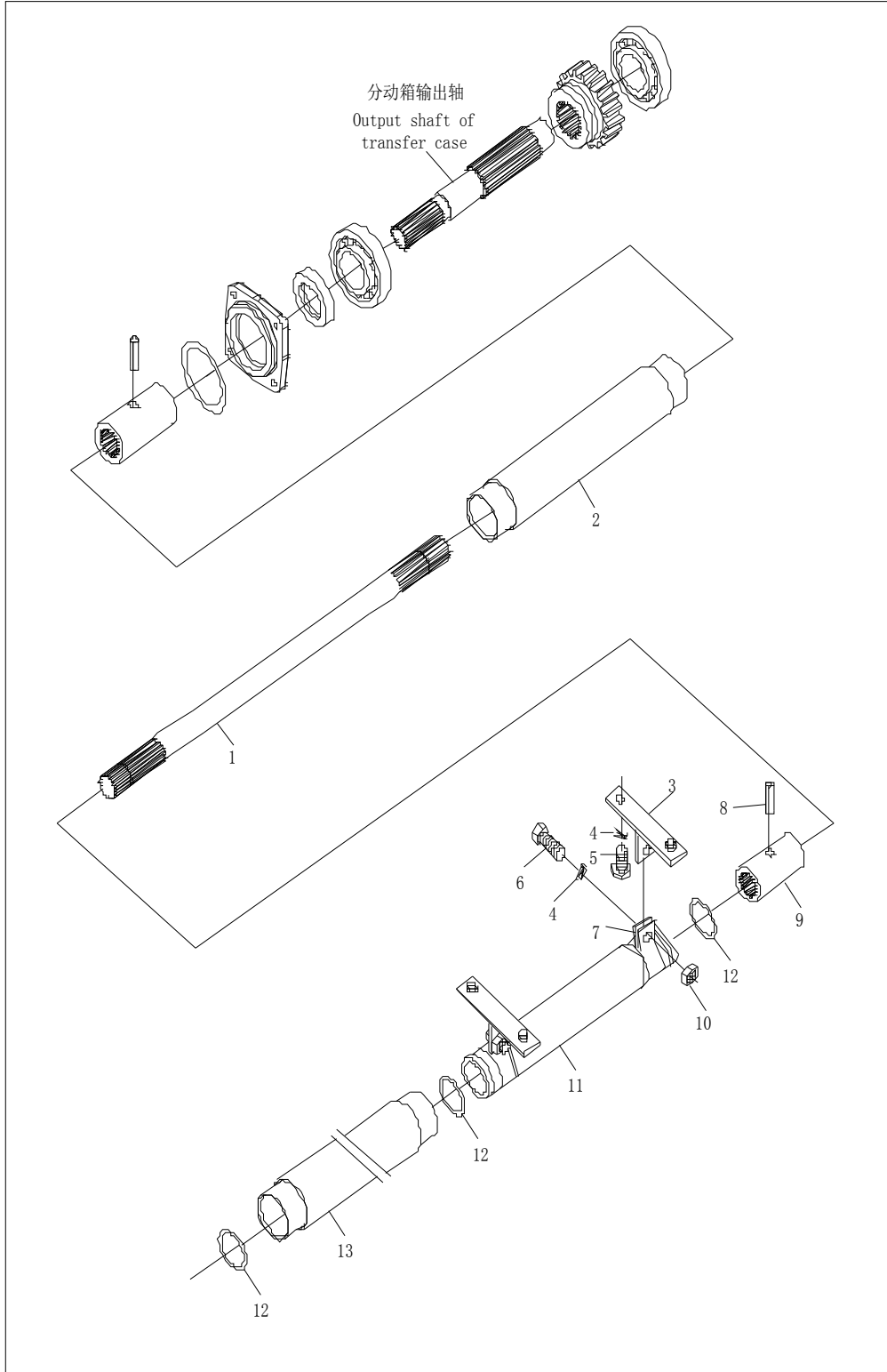
**42 分动箱总成-1**  
**Transfer Case Assembly-1**

序号 No.	零部件代号	Part Name and Standards	零部件名称及 规格	适用机型和用量 (件) Applied Tractor Models and Qty. (Piece)					
	Drawing No.			LZT 300	LZT 304	LZT 350	LZT 354	LZT400 /450/480 /500/520 /550	LZT404 /454/484 /504/524 /554
	LZT304.42.001a	Transfer case assembly	分动箱总成						
	LZT304.42C.001a	Transfer case assembly	分动箱总成						
1	LZT304.42.102	Idler shaft	惰轮轴		1		1		1
2	LZT304.42.103	Thrust collar	止推环		2		2		2
3	GB5846-1986	Needle roller bearing K253117	轴承K253117		2		2		2
4	LZT304.42.126	Inner spacer of needle roller	滚针内隔套		1		1		1
5	LZT304.42.125	Idler of transfer case	分动箱惰轮		1		1		1
6	GB/T5783	Hexagon head bolt - full thread M10*25	全螺纹螺栓M10×25		5		5		5
7	GB/T93	Single coil spring lock washer 10-normal type	垫圈10		4		4		4
8	LZT304.42.101	Housing of transfer case	分动箱壳体		1		1		1
9	GB3452.1	O-seal ring 132*3.55	O形密封圈132×3.55		1		1		1
10	LZT304.42.112	Thrust screw	止推螺钉		1		1		1
11	GB/T6176	Hexagon nut, style 2 with fine pitch thread M10*1	螺母M10×1		1		1		1
12	GB/T119	Parallel pin A10*22	圆柱销A10×22		2		2		2
13	LZT304.42.117	Bearing housing	轴承盖		1		1		1
14	LZT304.42.134	Handle cap II	手柄套 II		1		1		1
15	LZT304.42.014a	Control rod weldment	操纵杆焊合件		1		1		1
16	LZT304.42.124	Locating spring	定位弹簧		1		1		1

续表1 Continued One

17	GB/T308-1989	Stell ball 8	钢球8		1		1		1
18	LZT304.42.114	Locating plate	定位板		1		1		1
19	GB/T93	Single coil spring lock washer 8-normal type	垫圈8		8		8		8
20	GB/T5783	Hexagon head bolt - full thread M8*20	螺栓M8×20		8		8		8
21	GB3452.1	O-seal ring 25*26.5	O形密封圈25×26.5		2		2		2
22	LZT304.42.115	Hold-down plate	压板		1		1		1
23	GB/T6170	Hexagon nut, style 1 M10	螺母M10		2		2		2
24	LZT304.42.116	Stick	堵头		1		1		1
25	JB3798-1984	Plug M12*1.5	螺塞M12×1.5		1		1		1
26	LZT304.42.118	Washer	垫圈		1		1		1
27	GB/T1096	Feather key C6*30	平键C6×30		1		1		1
28	LZT304.42.119	Gear fork shaft of transfer case	分动箱拨叉轴		1		1		1
29	GB/T276	Rolling bearing - Deep groove ball bearing 306	轴承306		2		2		2
30	LZT304.42.120	Gear fork end of transfer case	分动箱拨叉头		1		1		1
31	LZT304.42.104	Driven gear of transfer case	分动箱被动齿轮		1		1		1
32	LZT304.42.105	Driven shaft of transfer case	分动箱输出轴		1		1		1
33	GB/T9877.1	Skeleton oil sealing 30*52*7	骨架油封30×52×7		1		1		1
34	LZT304.42.106	Bearing housing	轴承座		1		1		1
35	GB3452.1	O-seal ring 43.7*2.65	O形密封圈		1		1		1
36	GB/T894.1	Spring-type straight pin 6*35	轴用弹性挡圈26		1		1		1
37	LZT304.42.107a	Hub splines	花键套		2		2		2

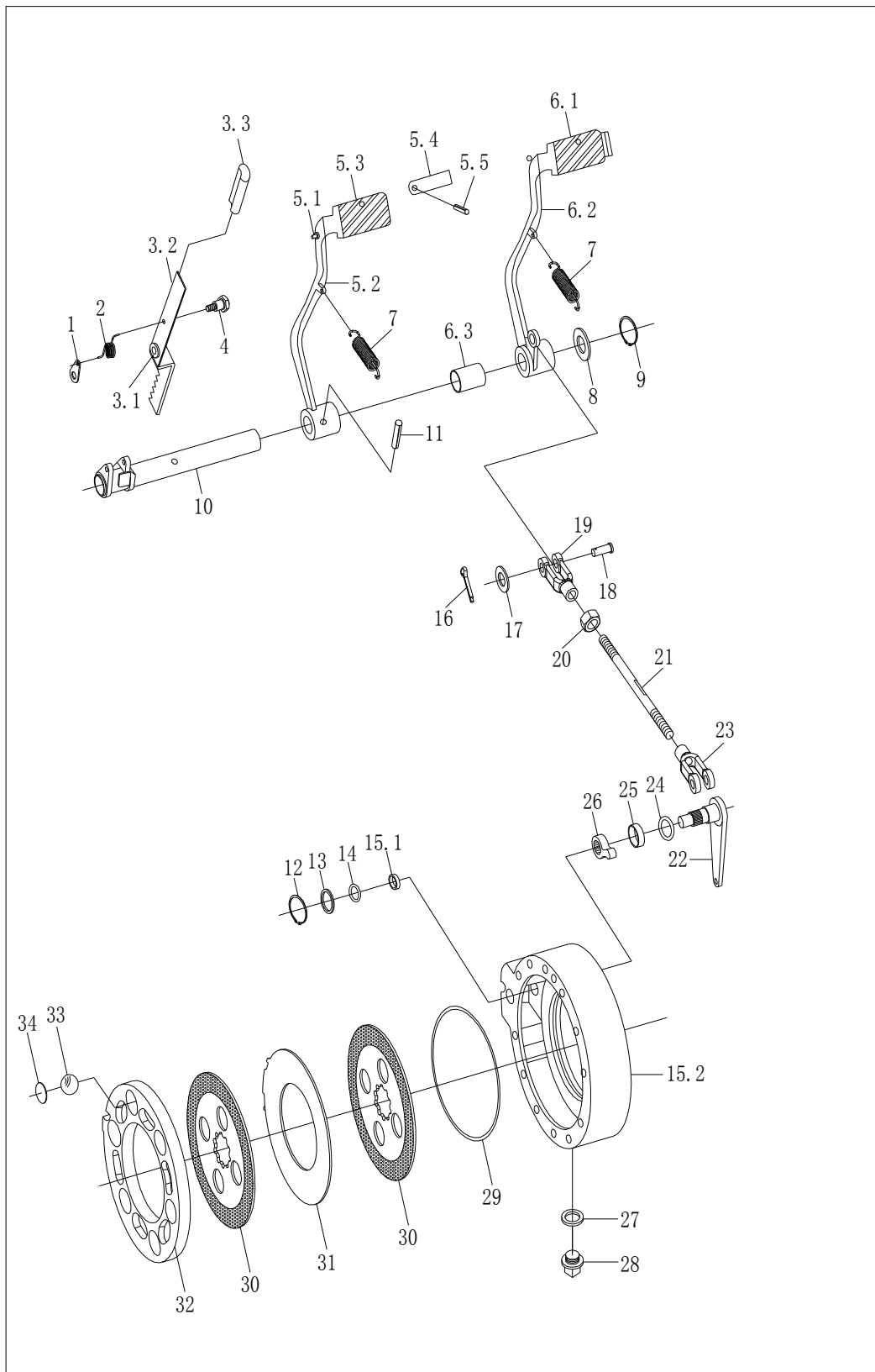
42 分动箱 总成-2



**42 分动箱总成-2**  
**Transfer Case Assembly-2**

序号 No.	零部件代号	Part Name and Standards	零部件名称及 规格	适用机型和用量 (件) Applied Tractor Models and Qty. (Piece)					
	Drawing No.			LZT 300	LZT 304	LZT 350	LZT 354	LZT400 /450/480 /500/520 /550	LZT404 /454/484 /504/524 /554
	LZT304.42.001a	Transfer case assembly			1		1		1
	LZT304.42C.001a	Transfer case assembly			1		1		1
1	LZT304.42.128a	Driving shaft	传动轴		1		1		1
	LZT304.42C.128a	Driving shaft	传动轴		1		1		1
2	LZT304.42.015	Guard cap weldment (1)	护套 (1) 焊合件		1		1		1
3	LZT304.42.013	Fixed seat welement	固定座焊合件		2		2		2
4	GB/T 93	Single coil spring lock washer 10-normal type	弹性垫圈10		6		6		6
5	GB/T 5783	Hexagon head bolt - full thread M10*20	螺栓M10X20		4		4		4
6	GB/T 5783	Hexagon head bolt - full thread M10*25	螺栓M10X25		2		2		2
7	LZT304.42.109	Clamp	卡箍		2		2		2
8	GB/T 879	Spring-type straight pin 6*35	弹性圆柱销6X35		1		1		1
9	LZT304.42.107	Hub splines	花键套		2		2		2
10	GB/T 6170	Hexagon nut, style 1 M10	I型螺母M10		2		2		2
11	LZT304.42.110	Guard cap weldment(2)	护套 (2)		1		1		1
12	GB/T 3452.1	O-seal ring 43.7*2.65	O形密封圈43.7X2.65		2		2		2
13	LZT304.42.016	Guard cap weldment(3)	护套 (3) 焊合件		1		1		
	LZT304.42C.016	Guard cap weldment(3)	护套 (3) 焊合件		1		1		1

### 43 制动器总成-1



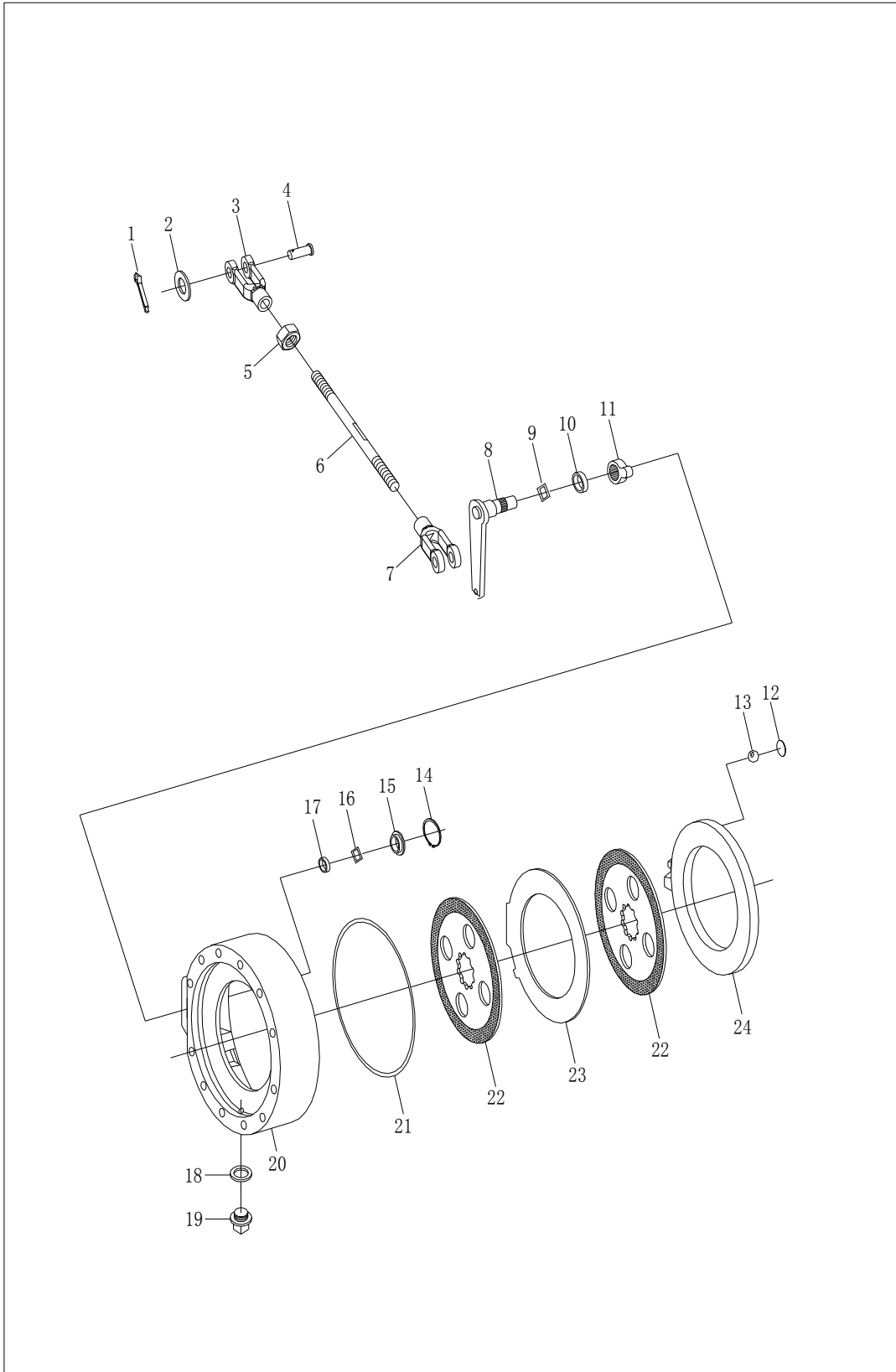
## 43 制动器总成-1 Brake Assembly-1

序号 No.	零部件代号	Part Name and Standards	零部件名称及 规格	适用机型和用量 (件) Applied Tractor Models and Qty. (Piece)					
	Drawing No.			LZT 300	LZT 304	LZT 350	LZT 354	LZT400 /450/480 /500/520 /550	LZT404 /454/484 /504/524 /554
	LZT300.43.001	Brake assembly	制动器总成	1	1	1	1	1	1
1	LZT300.43.140	Plate shim for brake locking	制动锁定板垫	1	1	1	1	1	1
2	LZT300.43.124	Torsion spring	扭力弹簧	1	1	1	1	1	1
3	LZT300.43.025	Plate unit for brake locking	制动锁定板合件	1	1	1	1	1	1
3.1	LZT300.43.128	Brake locking plate sleeve	制动锁定位套	1	1	1	1	1	1
3.2	LZT300.43.129	Brake locking plate	制动锁定板	1	1	1	1	1	1
3.3		Handle	手柄	1	1	1	1	1	1
4	LZT300.43.127	Bolt for brake lock	制动锁螺栓	1	1	1	1	1	1
5	LZT300.43.015	Brake pedal unit, left	左制动踏板合件	1	1	1	1	1	1
5.1	GB/T 119	Parallel pin A6*18	圆柱销A6X18	1	1	1	1	1	1
5.2	LZT300.43.123	Left brake pedal body	左制动踏板体	1	1	1	1	1	1
5.3	LZT300.43.125	Left brake pedal head	左制动踏板头	1	1	1	1	1	1
5.4	LZT300.43.113	Coupling plate	联动板	1	1	1	1	1	1
5.5	GB/T 879	Spring-type straight pin -slotted 6*25	弹性圆柱销6X25	1	1	1	1	1	1
6	LZT300.43.016	Brake locking unit, right	右制动器踏板合件	1	1	1	1	1	1
6.1	LZT300.43.135	Right brake pedal head	右制动器踏板头	1	1	1	1	1	1
6.2	LZT300.43.134	Right brake pedal body	右制动器踏板体	1	1	1	1	1	1
6.3	LZT300.43.112	Sleeve, brake pedal	衬套	1	1	1	1	1	1
7	LZT300.43.130	Pedal return spring	踏板回位弹簧	2	2	2	2	2	2
8	GB/T 97.1	Plain washer 24-product grade A	平垫圈24	1	1	1	1	1	1
9	GB/T 894.1	Circlip for shaft 25 - type A	轴用弹性挡圈25	1	1	1	1	1	1
10	LZT300.43.020	Pedal shaft unit	踏板轴合件	1	1	1	1	1	1
11	GB/T 879	Spring-type straight pin -slotted 10*40	弹性圆柱销10X40	1	1	1	1	1	1

续表1 Continued One

12	GB/T 894.1	Circlip for shaft 18 - type A	轴用弹性挡圈18	2	2	2	2	2	2
13	LZT300.43.109	Washer	垫圈	2	2	2	2	2	2
14	GB 3452.1	O-seal ring 18*2.65	O形密封圈18X2.65	2	2	2	2	2	2
15	LZT300.43.013	Right brake housing assembly	右制动器壳总成	1	1	1	1	1	1
15.1	LZT300.43.114	Sleeve of crankshaft	曲柄轴衬套	2	2	2	2	2	2
15.2	LZT300.43.122	Right brake housing	右制动器壳	1	1	1	1	1	1
16	GB/T 91	Split pin 3.2*16	开口销3.2X16	4	4	4	4	4	4
17	GB/T97.1	Plain washer - product grade A 8-140HV	平垫圈8-140HV	4	4	4	4	4	4
18	GB/T 882	Clevis pin with head B8*28	销轴B8X28	4	4	4	4	4	4
19	LZT300.43.108	Front fork of drawbar	拉杆前叉	2	2	2	2	2	2
20	GB/T 6176	Hexagon nut, style 2 M10	2型细牙螺母M10	2	2	2	2	2	2
21	LZT300.43.120	Drawbar	拉杆	2	2	2	2	2	2
22	LZT300.43.022	Crank unit, right	右曲柄合件	1	1	1	1	1	1
23	LZT300.43.110	Rear fork of drawer	拉杆后叉	2	2	2	2	2	2
24	GB 3452.1	O-seal ring 20*2.65	O形密封圈20X2.65	2	2	2	2	2	2
25	LZT300.43.107	Spacer sleeve	隔套	2	2	2	2	2	2
26	LZT300.43.106	Shift briquet	拨块	2	2	2	2	2	2
27	LZT300.43.153	Final drive oil outlet washer, front	前最终传动放油口垫圈	2	2	2	2	2	2
28	LZT300.43.154	Plug	螺塞	2	2	2	2	2	2
29	LZT300.43.101	O-seal ring	O形圈	1	1	1	1	1	1
30	LZT300.43.011	Friction disk assembly	制动器摩擦盘总成	4	4	4	4	4	4
31	LZT300.43.105	Retainer	隔板	2	2	2	2	2	2
32	LZT300.43.104	Brake pressure disk_right	右制动器压盘	1	1	1	1	1	1
33	GB/T 308	Steel ball 18.0000G100b	钢球18.0000G100b	12	12	12	12	12	12
34	LZT300.43.102	Bowl plug	碗形塞	12	12	12	12	12	12

43 制动器总成-2

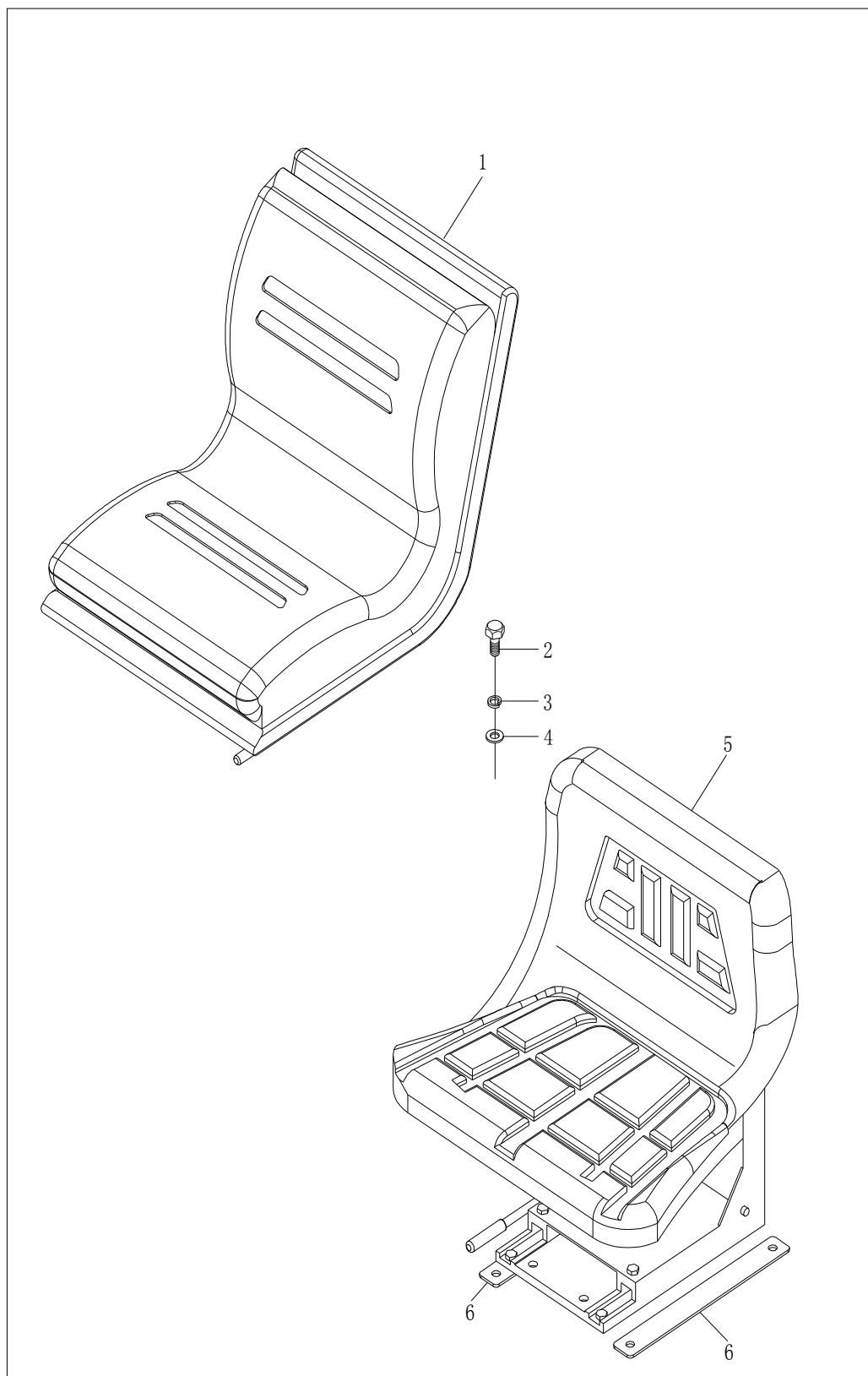




## 43 制动器总成-2 Brake Assembly-2

序号 No.	零部件代号	Part Name and Standards	零部件名称及 规格	适用机型和用量 (件) Applied Tractor Models and Qty. (Piece)					
	Drawing No.			LZT 300	LZT 304	LZT 350	LZT 354	LZT400 /450/480 /500/520 /550	LZT404 /454/484 /504/524 /554
1	GB/T91	Split pin 3.2*16	开口销3.2X16	2	2	2	2	2	2
2	GB/T97.1	Plain washer - product grade A 8- 140HV	平垫圈8-140HV	2	2	2	2	2	2
3	LZT300.43.108	Front fork of drawbar	拉杆前叉	1	1	1	1	1	1
4	GB/T882	Clevis pin with head B8*28	销轴B8X28	1	1	1	1	1	1
5	GB/T6176	Hexagon nut, style 2 M10	螺母M10	1	1	1	1	1	1
6	LZT300.43.120	Drawbar	拉杆	1	1	1	1	1	1
7	LZT300.43.110	Rear fork of drawbar	拉杆后叉	1	1	1	1	1	1
8	LZT300.43.014	Crank unit,left	左曲柄合件	1	1	1	1	1	1
9	GB3452.1	O-seal ring 20*2.65	O形密封圈20X2. 65	1	1	1	1	1	1
10	LZT300.43.107	Spacer sleeve	隔套	1	1	1	1	1	1
11	LZT300.43.106	Shift briquet	拨块	1	1	1	1	1	1
12	LZT300.43.102	Bowl plug	碗形塞	6	6	6	6	6	6
13	GB/T308	Steel ball 18.0000G100b	钢球18.0000G10 0b	6	6	6	6	6	6
14	GB/T894.1	Circlip for shaft 18 - type A	轴用弹性挡圈18	1	1	1	1	1	1
15	LZT300.43.109	Washer	垫圈	1	1	1	1	1	1
16	GB3452.1	O-seal ring 18*2.65	O形密封圈18X2. 65	1	1	1	1	1	1
17	LZT300.43.114	Sleeve of crankshaft	曲柄轴衬套	1	1	1	1	1	1
18	LZT300.43.153	Final drive oil outlet washer, front	前最终传动放油 口垫圈	1	1	1	1	1	1
19	LZT300.43.154	Plug	螺塞	1	1	1	1	1	1
20	LZT300.43.121	Left brake housing	左制动器壳	1	1	1	1	1	1
21	LZT300.43.101	O-seal ring	O形圈	1	1	1	1	1	1
22	LZT300.43.011	Friction disk assembly	制动器摩擦盘总 成	2	2	2	2	2	2
23	LZT300.43.105	Retainer	隔板	1	2	2	2	2	2
24	LZT300.43.103	Brake pressure disk, left	左制动器压盘	1	1	1	1	1	1

44/44B 座椅安装总成



**44 座椅安装总成**  
**Driver's Seat Assembly**

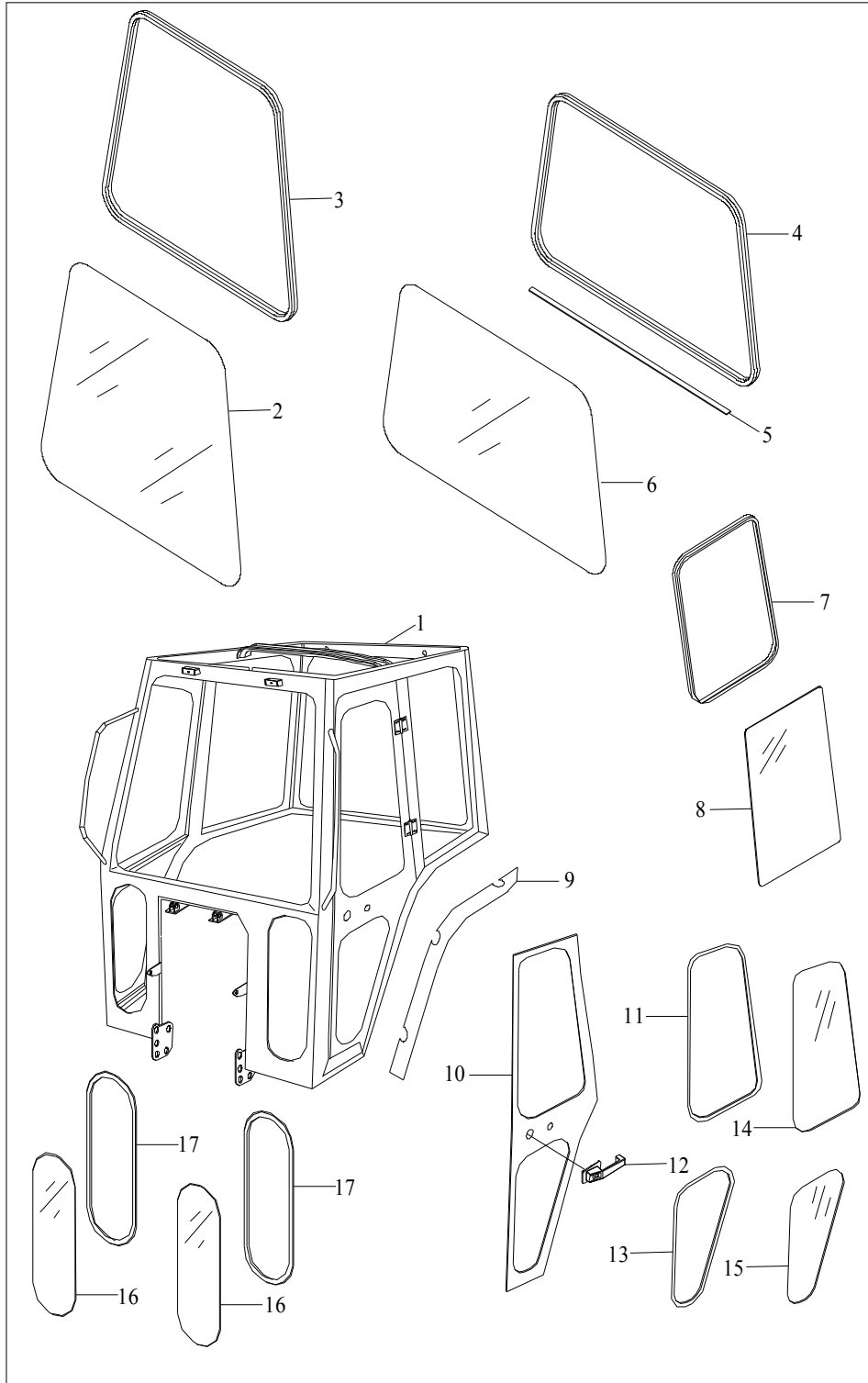
序号 No.	零部件代号	Part Name and Standards	零部件名称及 规格	适用机型和用量 (件) Applied Tractor Models and Qty. (Piece)					
	Drawing No.			LZT 300	LZT 304	LZT 350	LZT 354	LZT400 /450/480 /500/520 /550	LZT404 /454/484 /504/524 /554
1	LZT300.44.010	Driver's seat assembly	座椅总成	1	1	1	1	1	1
	LZT300.44.001	Seat belt assembly	安全带总成	△	△	△	△	△	△
2	GB/T 5783	Hexagon head bolt - full thread M8*20-Zn.D	螺栓M8X20-Zn.D	4	4	4	4	4	4
3	GB/T 93	Single coil spring lock washer 8-normal type	垫圈8	4	4	4	4	4	4
4	GB/T 97.1	Plain washer 8-product grade A	垫圈8	4	4	4	4	4	4

Note: △ Optional, depending on requirement

**44B 座椅安装总成**  
**Driver's Seat Assembly**

序号 No.	零部件代号	Part Name and Standards	零部件名称及 规格	适用机型和用量 (件) Applied Tractor Models and Qty. (Piece)					
	Drawing No.			LZT 300	LZT 304	LZT 350	LZT 354	LZT400 /450/480 /500/520 /550	LZT404 /454/484 /504/524 /554
5	LZT300.44B.010	Driver's seat assembly	座椅总成	1	1	1	1	1	1
6	LZT300.44B.101	Cushion for driver's seat	座椅垫板	2	2	2	2	2	2

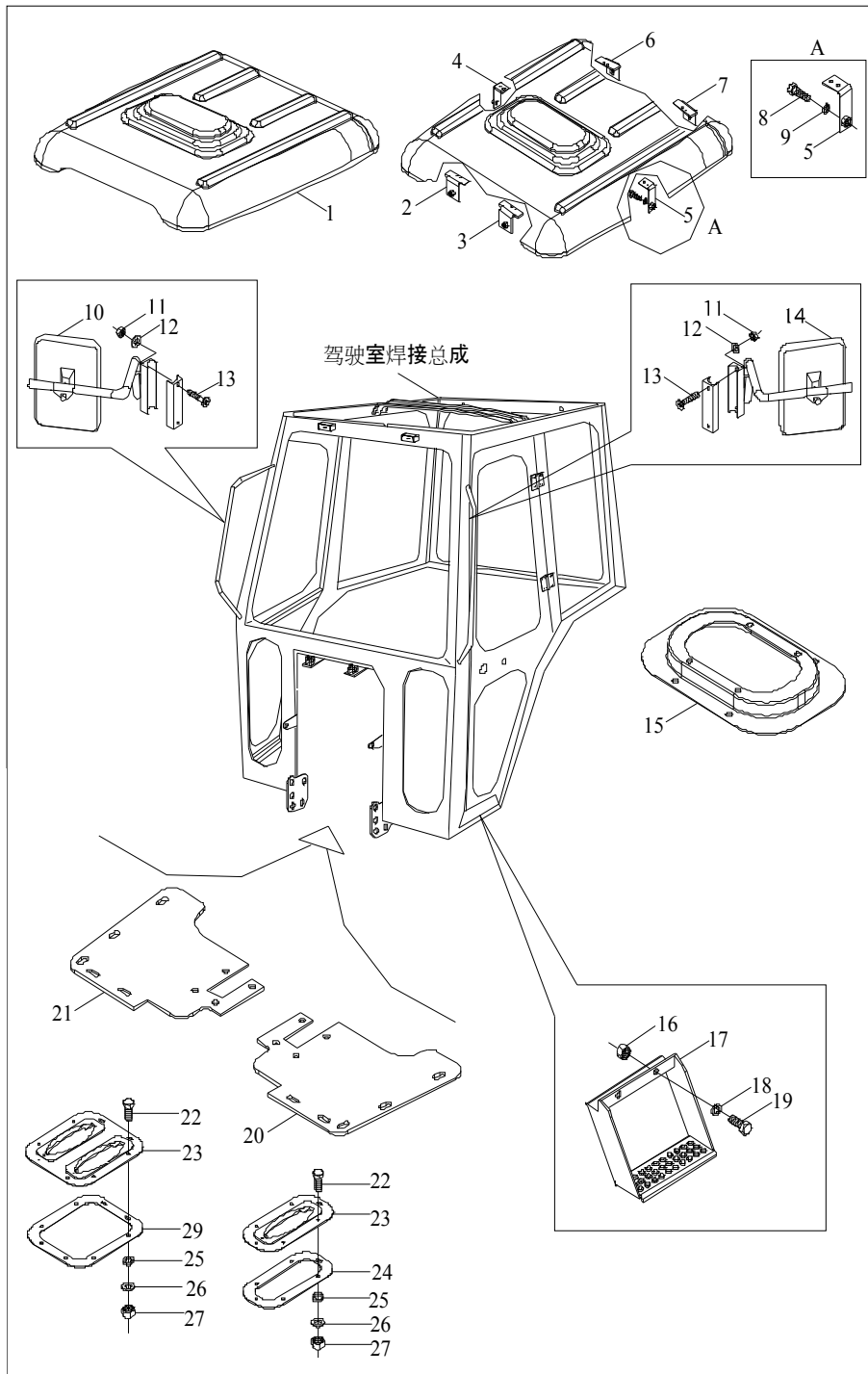
驾驶室总成-1



**驾驶室总成-1**  
**Driver's Cab Assembly-1**

标号No.	零部件代号	Part Name and Standards	零部件名称及规格	适用机型和用量 (件) Applied Tractor Models and Qty. (Piece)					
	Drawing No.			LZT 300	LZT 304	LZT 350	LZT 354	LZT400 /450/480 /500/520 /550	LZT404 /454/484 /504/524 /554
	LZT300.45.001	Driver's cab assembly	驾驶室总成	1	1	1	1	1	1
1	LZT300.45.010	Driver's cab welding assembly	驾驶室焊接总成	1	1	1	1	1	1
2	LZT300.45.181	Front wind shield glass	前风挡玻璃	1	1	1	1	1	1
3	LZT300.45.601	Packing strip, front wind shield glass	前风挡玻璃嵌条	1	1	1	1	1	1
4	LZT300.45.602	Packing strip, rear window	后窗玻璃嵌条	1	1	1	1	1	1
5	LZT300.45.803	Rubber strip, rear window	后胶垫	1	1	1	1	1	1
6	LZT300.45.182	Glass, rear window	后窗玻璃	1	1	1	1	1	1
7	LZT300.45.609	Packing strip, side window	侧窗玻璃嵌条	2	2	2	2	2	2
8	LZT300.45.183	Glass, side window	侧窗玻璃	2	2	2	2	2	2
9	LZT300.45.801	Long rubber strip	长胶垫	2	2	2	2	2	2
10	LZT300.45.141	Frame welding, left door	左车门焊合	1	1	1	1	1	1
	LZT300.45.142	Frame welding, right door	右车门焊合	1	1	1	1	1	1
11	LZT300.45.604	Packing strip, upper window	车门上窗玻璃嵌条	2	2	2	2	2	2
12	LZT300.45.081	Lock assembly, left door	左门锁总成	1	1	1	1	1	1
	LZT300.45.082	Lock assembly, right door	右门锁总成	1	1	1	1	1	1
13	LZT300.45.605	Packing strip, rear window	车门下窗玻璃嵌条	2	2	2	2	2	2
14	LZT300.45.185	Glass, left side upper window	左车门上窗玻璃	1	1	1	1	1	1
	LZT300.45.186	Glass, right side upper window	右车门上窗玻璃	1	1	1	1	1	1
15	LZT300.45.187	Glass, left side rear window	左车门下窗玻璃	1	1	1	1	1	1
	LZT300.45.188	Glass, right side rear window	右车门下窗玻璃	1	1	1	1	1	1
16	LZT300.45.184	Glass, front lower window	前下窗玻璃	2	2	2	2	2	2
17	LZT300.45.603	Packing strip, front lower window	前下窗玻璃嵌条	2	2	2	2	2	2

## 驾驶室总成-2

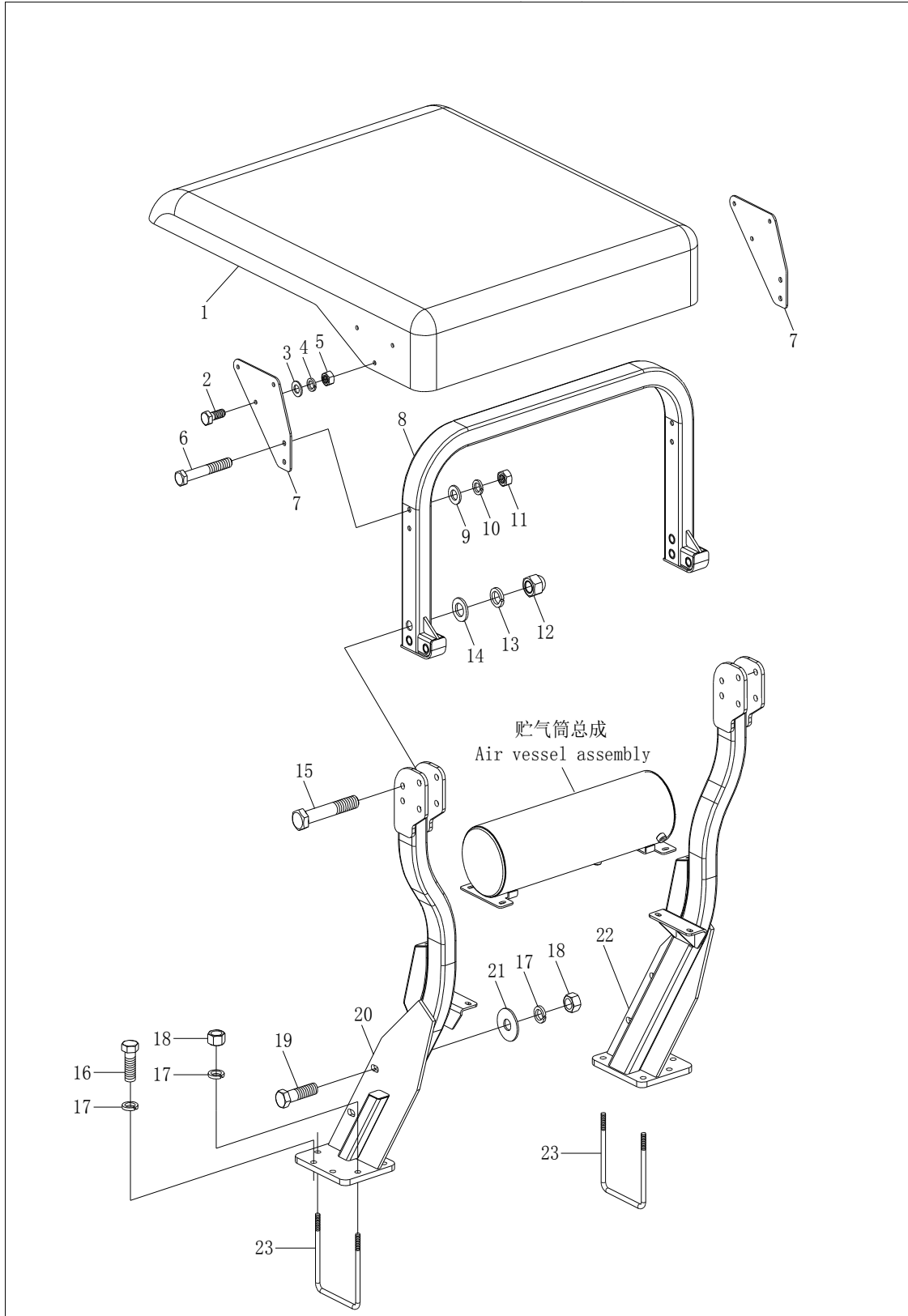


## 驾驶室总成-2 Driver's Cab Assembly-2



标号No.	零部件代号	Part Name and Standards	零部件名称及规格	适用机型和用量 (件) Applied Tractor Models and Qty. (Piece)					
	Drawing No.			LZT 300	LZT 304	LZT 350	LZT 354	LZT400 /450/480 /500/520 /550	LZT404 /454/484 /504/524 /554
1	LZT300.45.030	Upper cover weldment	顶盖焊合	1	1	1	1	1	1
2	LZT300.45.306	Front plank of upper cover right	顶盖右前支架	1	1	1	1	1	1
3	LZT300.45.305	Front plank of upper cover left	顶盖左前支架	1	1	1	1	1	1
4	LZT300.45.308	Middle plank of upper cover right	顶盖右中支架	1	1	1	1	1	1
5	LZT300.45.307	Middle plank of upper cover left	顶盖左中支架	1	1	1	1	1	1
6	LZT300.45.310	Rear plank of upper cover right	顶盖右后支架	1	1	1	1	1	1
7	LZT300.45.309	Rear plank of upper cover left	顶盖左后支架	1	1	1	1	1	1
8	GB/T5783	Bolt M8*20-A2L	螺栓M8×20-	6	6	6	6	6	6
9	GB93	Washer 8-A2L	垫圈8-A2L	6	6	6	6	6	6
10	LZT65.45.059	Rear-view mirror, right	右后视镜	1	1	1	1	1	1
11	GB/T91	Nut M6-Zn. D	螺母M6-Zn. D	4	4	4	4	4	4
12	GB/T95	Washer 6-140HV-Zn. D	垫圈6-140HV-Zn. D	4	4	4	4	4	4
13	GB/T819	Cross recessed countersunk head screw	十字槽沉头螺钉	4	4	4	4	4	4
14	LZT65.45.058	Rear-view mirror, left	左后视镜	1	1	1	1	1	1
15	LZT300.45.303	Fan housing	风扇支座	1	1	1	1	1	1
16	GB6170	Nut M10-A2L	螺母M10-A2L	10	10	10	10	10	10
17	LZT300.45.017	Pedal assembly, left	左脚蹬总成	1	1	1	1	1	1
	LZT300.45.018	Pedal assembly, right	右脚蹬总成	1	1	1	1	1	1
18	GB93	Washer 10-A2L	垫圈10-A2L	10	10	10	10	10	10
19	GB/T5782	Bolt M10*70-A2L	螺栓M10×70-A2L	4	4	4	4	4	4
20	LZT300.45.131	Front floor, left	左前地板	1	1	1	1	1	1
21	LZT300.45.141	Front floor, right	右前地板	1	1	1	1	1	1
22	GB/T5783	Bolt M5*20-A2L	螺栓M5×20-A2L	12	12	12	12	12	12
23	LZT300.45.133	Dust cover of clutch pedal	离合踏板防尘罩	1	1	1	1	1	1
24	LZT300.45.134	Dust cover of clutch pedal layer	离合踏板防尘罩压条	1	1	1	1	1	1
25	GB93	Washer 5-A2L	垫圈5-A2L	3	3	3	3	3	3
26	GB97.1	Washer 5	垫圈5	12	12	12	12	12	12
27	GB6170	Nut M5-A2L	螺母M5-A2L	3	3	3	3	3	3
28	LZT300.45.143	Dust cover of brake pedal	制动踏板防尘罩	1	1	1	1	1	1
29	LZT300.45.144	Dust cover of brake pedal layer	制动踏板防尘罩压条	1	1	1	1	1	1

# LZT400.46.001 安全架总成





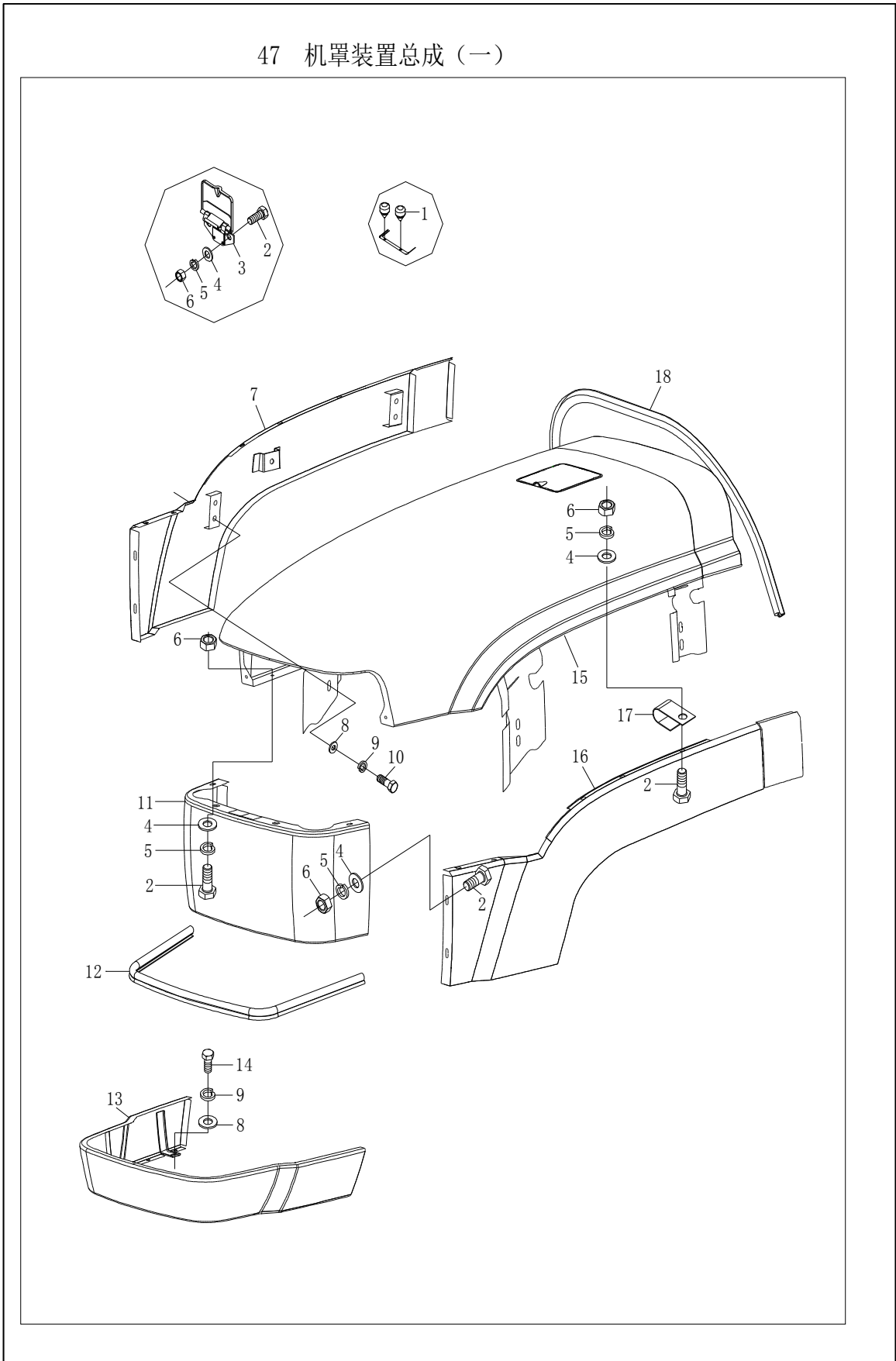
## 46安全架总成 Safety Frame Assembly

序号 No.	零部件代号	Part Name and Standards	零部件名称及 规格	适用机型和用量 (件) Applied Tractor Models and Qty. (Piece)					
	Drawing No.			LZT 300	LZT 304	LZT 350	LZT 354	LZT400 /450/480 /500/520 /550	LZT404 /454/484 /504/524 /554
	LZT400.46.001	Safety frame assembly	安全架总成	1	1	1	1	1	1
1	LZT300.46.012	Sunshade assembly	遮阳棚总成	1	1	1	1	1	1
2	GB/T 5783	Hexagon head bolt - full thread M10*25-Zn.D	全螺纹螺栓M10*25-Zn.D	6	6	6	6	6	6
3	GB/T 95	Plain washer 10-product grade C	平垫圈10	6	6	6	6	6	6
4	GB/T 93	Single coil spring lock washer -normal type 10-Zn.D	弹性垫圈10-Zn.D	6	6	6	6	6	6
5	GB/T 6170	Hexagon nut, style 1 M10-Zn.D	I型螺母M10--Zn.D	6	6	6	6	6	6
6	GB/T 5782	Hexagon head bolt M12*80-Zn.D	螺栓M12*80-Zn.D	4	4	4	4	4	4
7	LZT300.46.106	Fixing plate, sunshade	遮阳棚固定板	2	2	2	2	2	2
8	LZT400.46.011	Upper cross beam weldment	上梁焊合	1	1	1	1	1	1
9	GB/T 95	Plain washer 12-product grade C	平垫圈12	4	4	4	4	4	4
10	GB/T 93	Single coil spring lock washer -normal type	弹性垫圈12-Zn.D	4	4	4	4	4	4

续表1 Continued One

11	GB/T 6170	Hexagon nut,style 1 M12-Zn.D	I型螺母M12-- Zn.D	4	4	4	4	4	4
12	GB/T 802	Acorn nut M16-Zn.D	组合盖形螺母M 16-Zn.D	6	6	6	6	6	6
13	GB/T 93	Single coil spring lock washer -normal type 16-Zn.D	弹性垫圈16- Zn.D	6	6	6	6	6	6
14	GB/T 95	Plain washer 16- product grade C	平垫圈16	6	6	6	6	6	6
15	GB/T 5782	Hexagon head bolt M16*80-Zn.D	螺栓M12*80- Zn.D	6	6	6	6	6	6
16	GB/T 5783	Hexagon head bolt - full thread M14*40- Zn.D	全螺纹螺栓M14 X40-Zn.D	4	4	4	4	4	4
17	GB/T 93	Single coil spring lock washer -normal type 14-Zn.D	弹性垫圈14- Zn.D	16	16	16	16	16	16
18	GB/T 6170	Hexagon nut,style 1 M14-Zn.D	I型螺母M14-- Zn.D	12	12	12	12	12	12
19	GB/T 5783	Hexagon head bolt - full thread M14*45- Zn.D	全螺纹螺栓M14 X45-Zn.D	4	4	4	4	4	4
20	LZT400.46.013	Support bearm weldment (left)	左支撑梁焊接	1	1	1	1	1	1
21	GB/T 97.1	Plain washer 14- product grade A	平垫圈14	4	4	4	4	4	4
22	LZT400.46.014	Support bearm weldment (right)	右支撑梁焊接	1	1	1	1	1	1
23	LZT400.46.350	"U" bolt	U型螺栓	4	4	4	4	4	4

47 机罩装置总成 (一)



47 机罩装配总成-1  
Helmet Structure Assembly-1

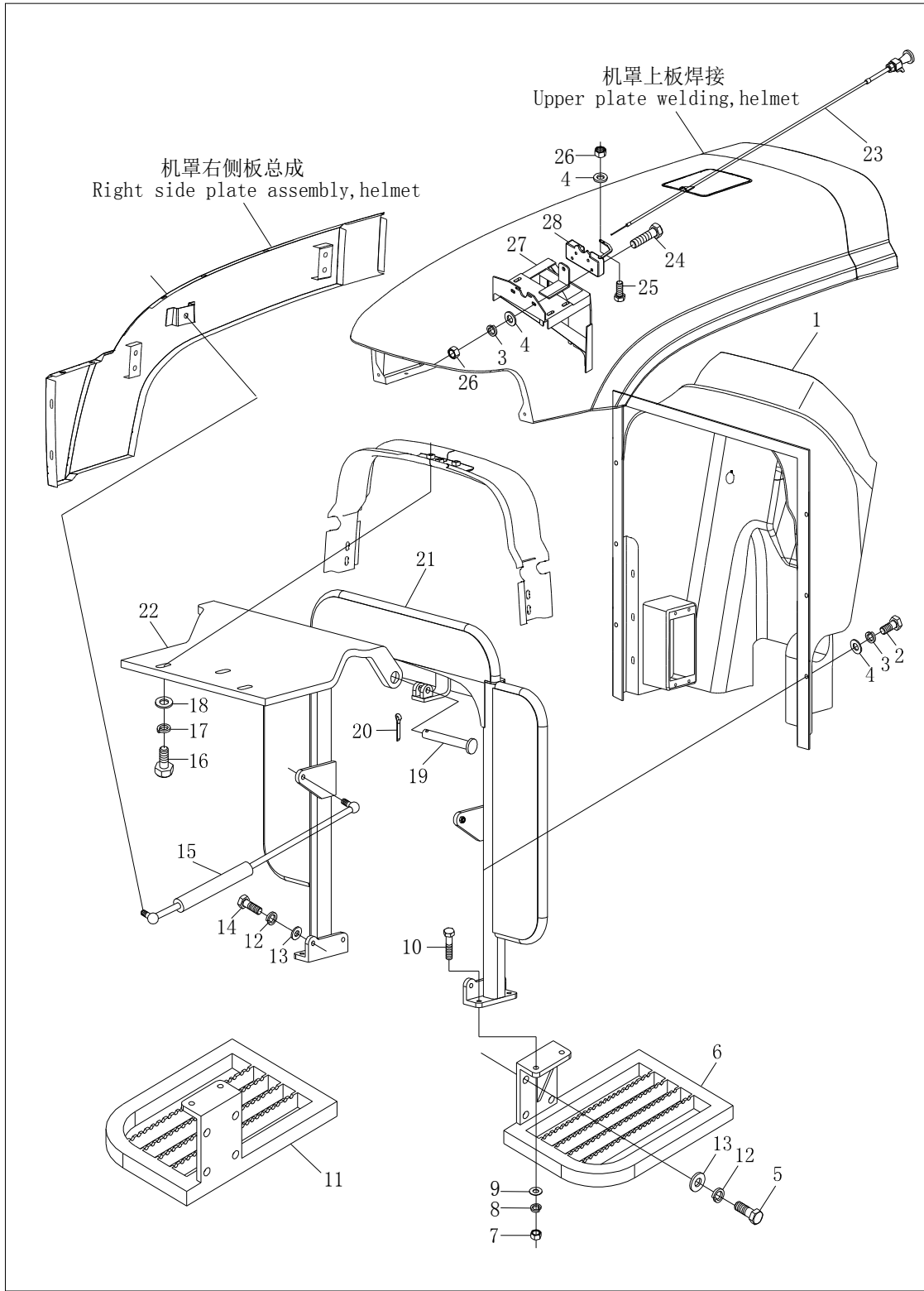
序号 No.	零部件代号	Part Name and Standards	零部件名称及 规格	适用机型和用量 (件) Applied Tractor Models and Qty. (Piece)					
	Drawing No.			LZT 300	LZT 304	LZT 350	LZT 354	LZT400 /450/480 /500/520 /550	LZT404 /454/484 /504/524 /554
1	LZT65. 47. 111	Cushion-nail	缓冲钉	2	2	2	2	2	2
2	GB/T5783	Hexagon head bolt -full thread M6*16①	螺栓M6X16 ②	11	11	11	11		
	GB/T5783	Hexagon head bolt -full thread M6*16	螺栓M6X16	13	13	13	13	13	13
3	LZT65. 47. 026	Upper free cover pivot unit	机罩上活盖铰链 合件	1	1	1	1	1	1
4	GB/T97. 1	Plain washer 6- product grade A①	平垫圈6 ②	16	16	16	16		
	GB/T97. 1	Plain washer 6- product grade A	平垫圈6	18	18	18	18	18	18
5	GB/T93	Single coil spring lock washer 6-normal type ①	弹簧垫圈6 ②	16	16	16	16		
	GB/T93	Single coil spring lock washer 6-normal type	弹簧垫圈6	18	18	18	18	18	18
6	GB/T6170	Hexagon nut, style 1 ①	I形六角螺母 ②	16	16	16	16		
	GB/T6170	Hexagon nut, style 1	I形六角螺母	18	18	18	18	18	18
7	LZT300. 47. 012	Right side plate assembly①	机罩右侧板总成 ②	1	1	1	1		
	LZT400. 47. 012	Right side plate assembly	机罩右侧板总成	1	1	1	1	1	1

续表1 Continued One

8	GB/T97.1	Plain washer 8-product grade A	平垫圈8	12	12	12	12	12	12
9	GB/T93	Single coil spring lock washer 8-normal type	弹簧垫圈8	12	12	12	12	12	12
10	GB/T5783	Hexagon head bolt -full thread M8*25	六角螺栓8X25	8	8	8	8	8	8
11	LZT300.47.011	Screw plate assembly, heldment	机罩网眼板总成	1	1	1	1	1	1
12	LZT65.47.108	Lower cushion-rubber belt, front	前下缓冲胶条	1	1	1	1	1	1
13	LZT300.47.025	Lower end gate assembly, heldment	机罩下尾板总成	1	1	1	1	1	1
14	GB/T5783	Hexagon head bolt -full thread M8*16	螺栓M8X16	4	4	4	4	4	4
15	LZT300.47.010	Upper plate welding, helment①	机罩上板焊接②	1	1	1	1		
	LZT400.47.010	Upper plate welding, helment	机罩上板焊接	1	1	1	1	1	1
16	LZT300.47.013	Left side plate assembly	机罩左侧板总成②	1	1	1	1		
	LZT400.47.013	Left side plate assembly	机罩左侧板总成	1	1	1	1	1	1
17	LZT65.48.097	Harness holder(2)	线束紧固夹(二)	6	6	6	6	6	6
18	LZT300.47.110	Rear packing strip, heldment	机罩后密封条	1	1	1	1	1	1

Note:①Adopt two-cylinder engine.  
备注: ②配套二缸发动机

47 机罩装置总成 (二)



47 机罩装配总成-2  
Helmet Structure Assembly-2

序号 No.	零部件代号	Part Name and Standards	零部件名称及 规格	适用机型和用量 (件) Applied Tractor Models and Qty. (Piece)					
	Drawing No.			LZT 300	LZT 304	LZT 350	LZT 354	LZT400 /450/480 /500/520 /550	LZT404 /454/484 /504/524 /554
1	LZT300.47.020	Instrument table assembly	仪表台总成	1	1	1	1	1	1
2	GB/T5783	Hexagon head bolt - full thread M6*16	螺栓M6X16	6	6	6	6	6	6
3	GB/T93	Single coil spring lock washer 6-normal type	弹簧垫圈6	10	10	10	10	10	10
4	GB/T97.1	Plain washer 6-product grade A	平垫圈6	11	11	11	11	11	11
5	GB/T5783	Hexagon head bolt - full thread M12*30-Zn.D	六角头螺栓M12 X30	4	4	4	4	4	4
6	LZT300.47.037	Left footstep assembly	左脚蹬总成	1	1	1	1	1	1
7	GB/T6170	Hexagon nut, style 1 M10	I形六角头螺母 M10	6	6	6	6	6	6
8	GB/T93	Single coil spring lock washer 10-normal type	弹簧垫圈10	4	4	4	4	4	4
9	GB/T97.1	Plain washer 6-product grade A	平垫圈10	6	6	6	6	6	6
10	GB/T5783	Hexagon head bolt - full thread M10*40	六角头螺栓M10 X40	4	4	4	4	4	4
11	LZT300.47.038	Right footstep assembly	右脚蹬总成	1	1	1	1	1	1

续表1 Continued One

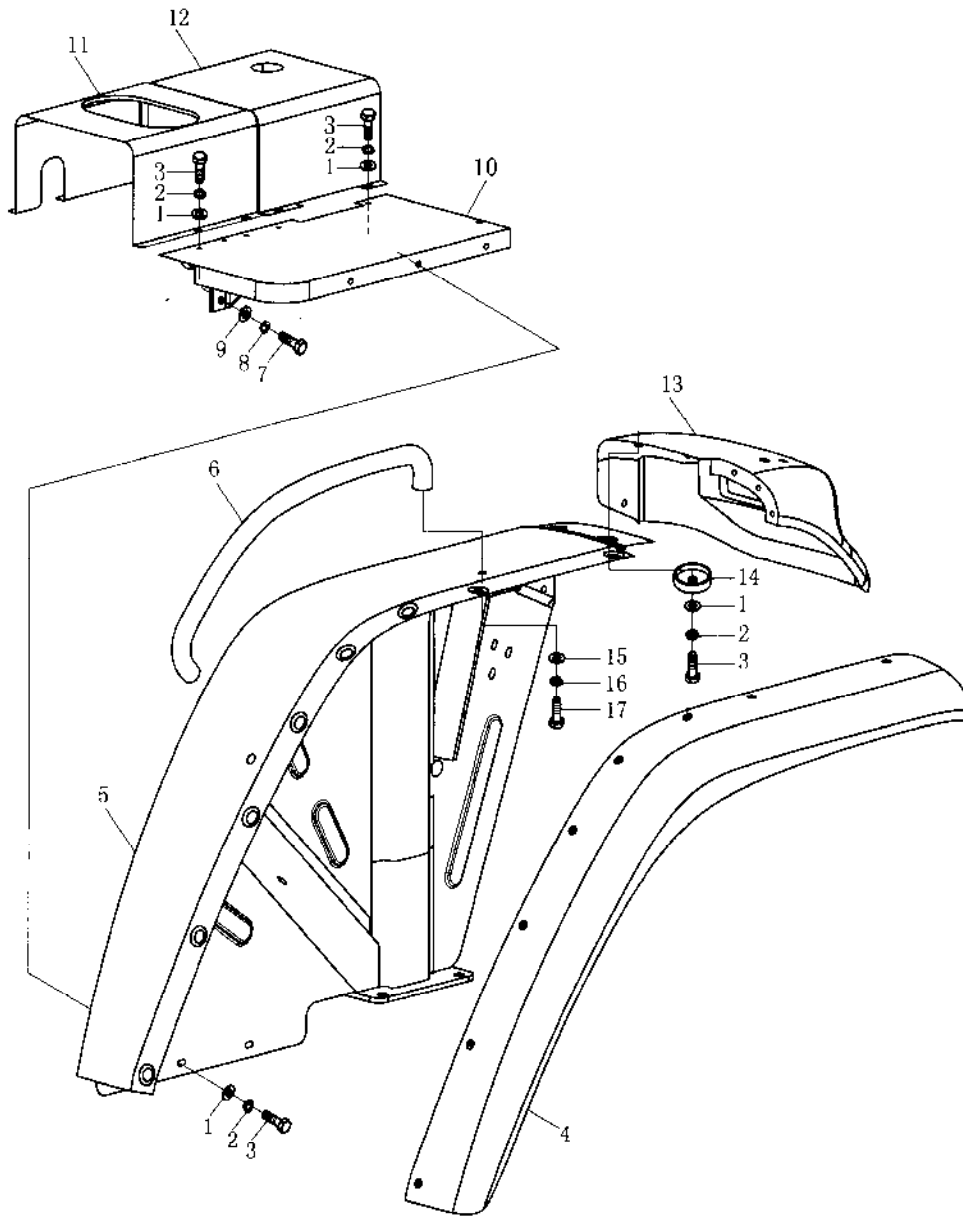
12	GB/T93	Single coil spring lock washer 12-normal type	弹簧垫圈12	4	4	4	4	4	4
13	GB/T97.1	Plain washer 12-product grade A	平垫圈12	4	4	4	4	4	4
14	GB/T5783	Hexagon head bolt - full thread M12*30	六角头螺栓M12X30	4	4	4	4	4	4
15	LZT300.47.558	Spring, helmet (1)①	机罩气弹簧 (1) ②	2	2	2	2		
	LZT400.47.558	Spring, helmet (2)②	机罩气弹簧 (2)	2	2	2	2	2	2
16	GB/T5783	Hexagon head bolt - full thread M8*25	六角头螺栓M8X25	7	7	7	7	7	7
17	GB/T93	Single coil spring lock washer 8-normal type	弹簧垫圈8	7	7	7	7	7	7
18	GB/T97.1	Plain washer 8-product grade A	平垫圈8	7	7	7	7	7	7
19	GB/T882	Clevis pin with head B12*45	销轴B12X45	2	2	2	2	2	2
20	GB/T91	Split pin 3.2*20	销3.2X20	2	2	2	2	2	2
21	LZT300.47.016	Support beam weldment assembly	机罩支撑梁焊合总成	1	1	1	1	1	1
22	LZT400.47.105	Joint plate assembly for pivot②	铰链连接板	1	1	1	1	1	1
23	LZT65.47.029	Flexible shafting dragline assembly	机罩锁软轴拉线总成	1	1	1	1	1	1
24	GB/T818	Cross recessed pan head screw 6*35	十字槽盘头螺钉6X35	4	4	4	4	4	4
25	LZT65.47.126	Locking screw	锁紧螺钉	1	1	1	1	1	1
26	GB/T6170	Hexagon nut, style 1 M6	六角薄螺母M6	5	5	5	5	5	5
27	LZT300.47.023	Bracket assembly of helmet lock	机罩锁支架总成	1	1	1	1	1	1
28	LZT65.47.127	Helmet lock	机罩锁	1	1	1	1	1	1

Note:①Adopt two-cylinder engine.②Adopt three-cylinder engine.

备注①配二缸机②配三缸发动机



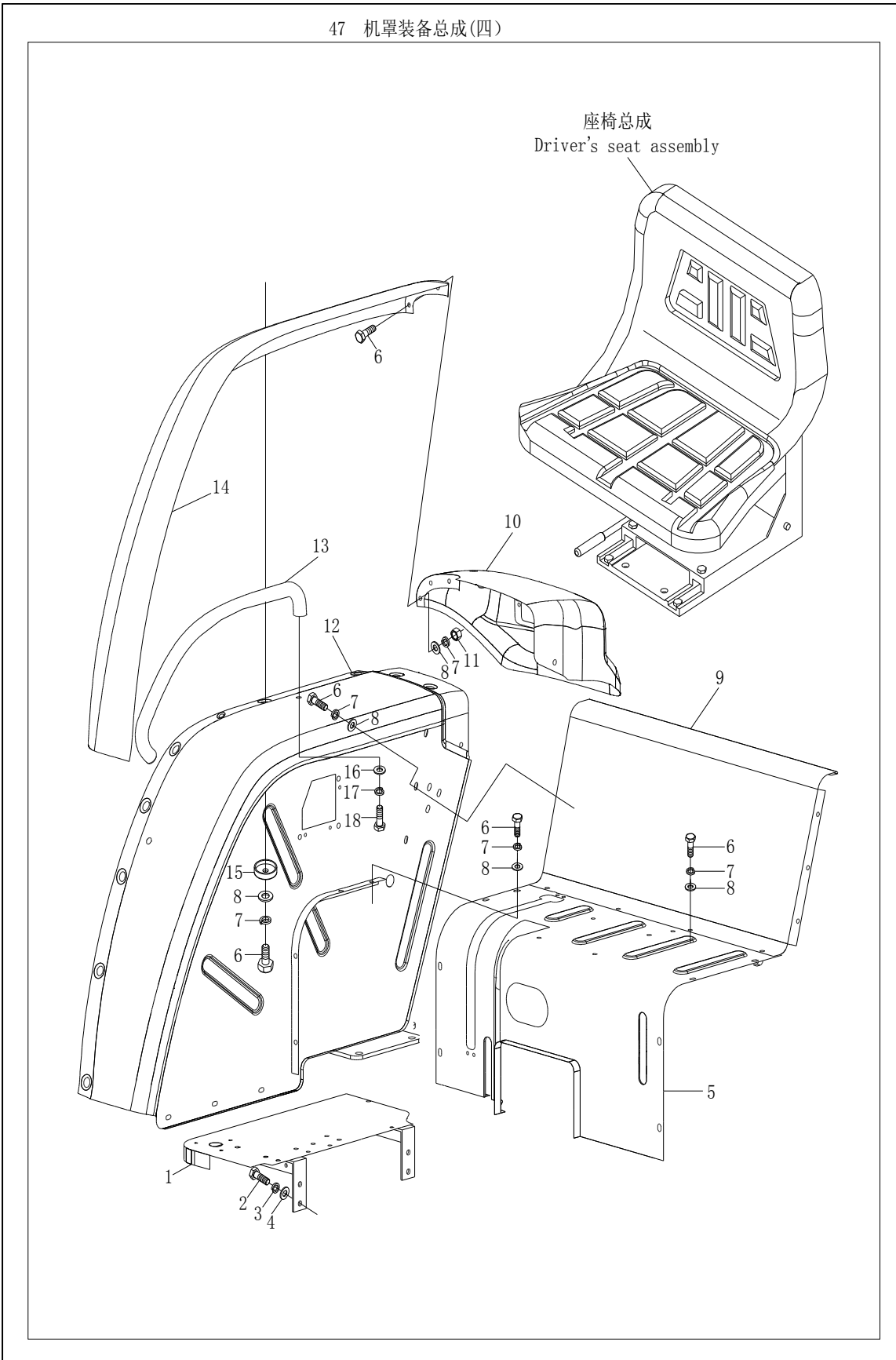
47 机罩装置总成 - 3 47 Helmet Structure Assembly - 3



47 机罩装配总成-3  
Helmet Structure Assembly-3

序号 No.	零部件代号	Part Name and Standards	零部件名称及 规格	适用机型和用量 (件) Applied Tractor Models and Qty. (Piece)					
	Drawing No.			LZT 300	LZT 304	LZT 350	LZT 354	LZT400 /450/480 /500/520 /550	LZT404 /454/484 /504/524 /554
1	GB/T97.1	Plain washer 6-product grade A	垫圈6	20	20	20	20	20	20
2	GB/T93	Single coil spring lock washer 6-normal type	垫圈6	20	20	20	20	20	20
3	GB/T5783	Hexagon head bolt - full thread M6*12	六角头螺栓M6X12	20	20	20	20	20	20
4	LZT300.47.301	Outer part of left mud guard	左挡泥板外件	1	1	1	1	1	1
5	LZT300.47.033	Left mud guard weldment assembly	左挡泥板焊接总成	1	1	1	1	1	1
6	LZT300.47.035	Left handrail	左上车扶手	1	1	1	1	1	1
7	GB/T5783	Hexagon head bolt - full thread M10*25	六角头螺栓M10X25	4	4	4	4	4	4
8	GB/T93	Single coil spring lock washer 10-normal type	垫圈10	4	4	4	4	4	4
9	GB/T97.1	Plain washer 10-product grade A	垫圈10	4	4	4	4	4	4
10	LZT300.47.031	Left floor weldment assembly	左地板焊接总成	1	1	1	1	1	1
11	LZT300.47.310	U-plate, rear	U形后板	1	1	1	1	1	1
12	LZT300.47.309	U-plate, front	U形前板	1	1	1	1	1	1
13	LZT300.47.251	Tail lampstand, left	左后尾灯座	1	1	1	1	1	1
14	LZT300.47.356	Washer	垫圈	10	10	10	10	10	10
15	GB/T97.1	Plain washer 8-product grade A	垫圈8	2	2	2	2	2	2
16	GB/T93	Single coil spring lock washer 8-normal type	垫圈8	2	2	2	2	2	2
17	GB/T5783	Hexagon head bolt - full thread M8*20	六角头螺栓M8X20	2	2	2	2	2	2

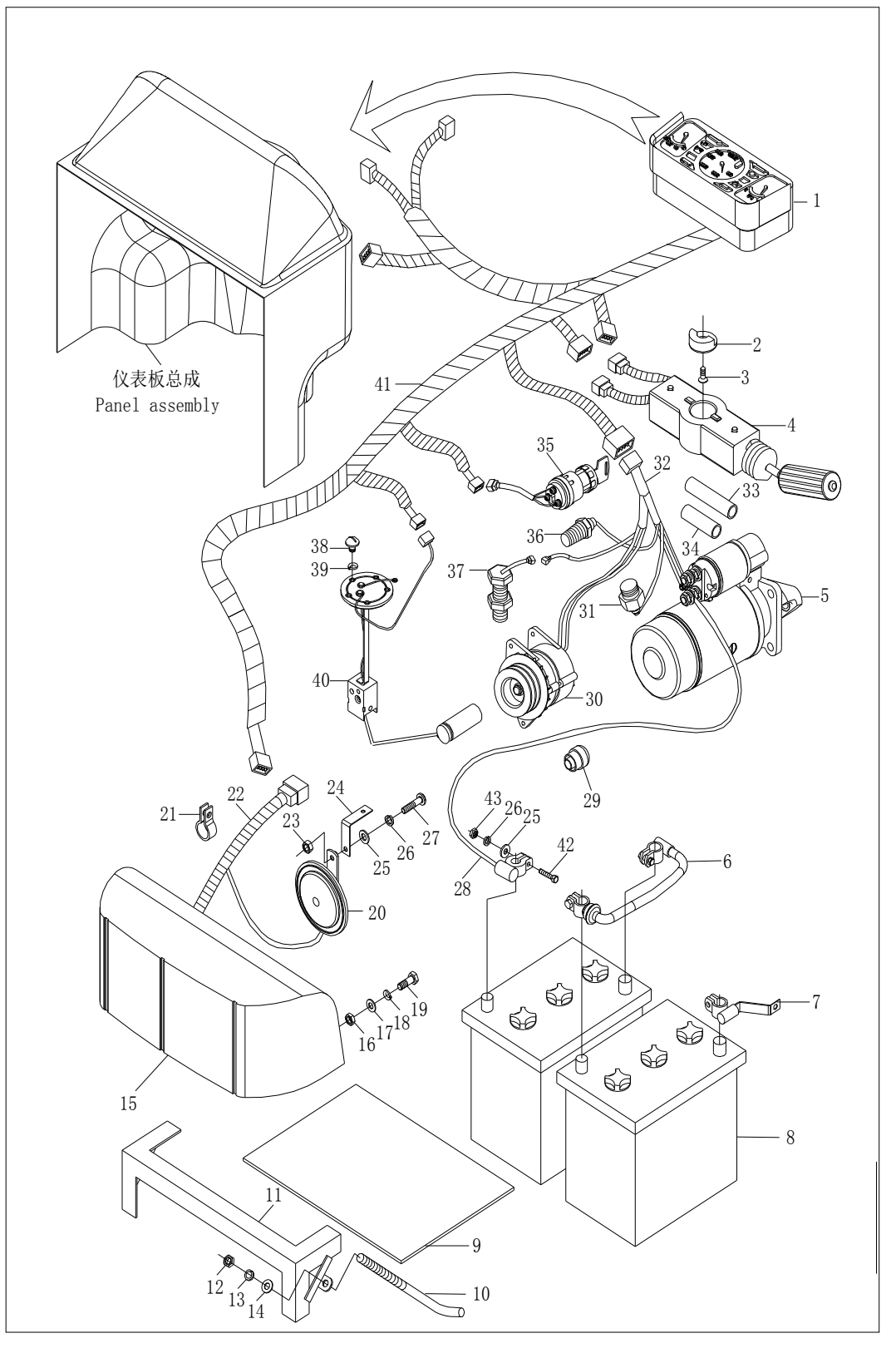
47 机罩装备总成(四)



47 机罩装配总成-4  
Helmet Structure Assembly-4

序号 No.	零部件代号	Part Name and Standards	零部件名称及 规格	适用机型和用量 (件) Applied Tractor Models and Qty. (Piece)					
	Drawing No.			LZT 300	LZT 304	LZT 350	LZT 354	LZT400 /450/480 /500/520 /550	LZT404 /454/484 /504/524 /554
1	LZT300.47.032	Right floor weldment assembly	右地板焊接总成	1	1	1	1	1	1
2	GB/T5783	Hexagon head bolt - full thread M10*25	六角头螺栓M10X25	4	4	4	4	4	4
3	GB/T93	Single coil spring lock washer 8-normal type	垫圈10	4	4	4	4	4	4
4	GB/T97.1	Plain washer 10-product grade A	垫圈10	4	4	4	4	4	4
5	LZT300.47.054	Seat plate assembly	座椅板总成	1	1	1	1	1	1
6	GB/T5783	Hexagon head bolt - full thread M6*12	六角头螺栓M6X12	20	20	20	20	20	20
7	GB/T93	Single coil spring lock washer 6-normal type	垫圈6	20	20	20	20	20	20
8	GB/T97.1	Plain washer 6-product grade A	垫圈6	20	20	20	20	20	20
9	LZT300.47.055	Rear hood assembly	后挡板总成	1	1	1	1	1	1
10	LZT300.47.252	Tail lampstand, right	右后尾灯座	1	1	1	1	1	1
11	GB/T6170	Hexagon nut, style 1 M6	螺母M6	3	3	3	3	3	3
12	LZT300.47.034	Right mud guard weldment assembly	右挡泥板焊接总成	1	1	1	1	1	1
13	LZT300.47.036	Right andrail	右上车扶手	1	1	1	1	1	1
14	LZT300.47.302	Outer part of right mud guard	右挡泥板外件	1	1	1	1	1	1
15	LZT300.47.356	Washer	垫圈	10	10	10	10	10	10
16	GB/T97.1	Plain washer 8-product grade A	垫圈8	2	2	2	2	2	2
17	GB/T93	Single coil spring lock washer 8-normal type	垫圈8	2	2	2	2	2	2
18	GB/T5783	Hexagon head bolt - full thread M8*20	六角头螺栓M8X20	2	2	2	2	2	2

# 48 电气系总成-1



48 电器系统总成-1  
Electrical System Assembly-1

序号 No.	零部件代号	Part Name and Standards	零部件名称及 规格	适用机型和用量 (件) Applied Tractor Models and Qty. (Piece)					
	Drawing No.			LZT 300	LZT 304	LZT 350	LZT 354	LZT400 /450/480 /500/520 /550	LZT404 /454/484 /504/524 /554
1	LZT300.48.061	Combined instrument assembly	组合仪表总成	1	1	1	1	1	1
2	LZT300.48.651	Steering return shift disk	转向回位拨盘	1	1	1	1	1	1
3	GB/T 68	Slotted coner sunk head screw M4*6	螺钉M4X6	3	3	3	3	3	3
4	LZT300.48.065B	Combined switch assembly	组合开关总成	1	1	1	1	1	1
5		Starter QD143	起动电动机QD143	1	1	1	1		
		Starter QD134SX	起动电动机QD134SX	1	1	1	1	1	1
6	LZT300.48.016	Series power source wire	串联电源线	1	1	1	1	1	1
7	LZT65.48.091	Ground wire for battery	电瓶搭铁线	1	1	1	1	1	1
8	LZT300.48.010	Battery	蓄电池	2	2	2	2	2	2
9	LZT300.48.102	Dumped washer for battery	蓄电池减震垫	1	1	1	1	1	1
10	LZT300.48.101	Drawbar for battery	蓄电池拉杆	2	2	2	2	2	2
11	LZT300.48.011a	Fixed frame weldment	蓄电池固定架焊接	1	1	1	1	1	1
12	GB/T 6170	Hexagon nut, style 1 M6	螺母M6	2	2	2	2	2	2
13	GB/T 93	Single coil spring lock washer 6-normal type	垫圈6	2	2	2	2	2	2
14	GB/T 97.1	Plain washer 6-product grade A	垫圈6	2	2	2	2	2	2

续表1 Continued One

15	LZT300.48.030	Front lamp unit assembly	前灯组合总成	1	1	1	1	1	1
16	GB/T 6170	Hexagon nut, style 1 M6	螺母M6	6	6	6	6	6	6
17	GB/T 97.1	Plain washer 8-product grade A	垫圈6	6	6	6	6	6	6
18	GB/T 93	Single coil spring lock washer 6-normal type	垫圈6	6	6	6	6	6	6
19	GB/T 5783	Hexagon head bolt - full thread M6*20-Zn.D	螺栓M6X20-Zn.D	2	2	2	2	2	2
20	LZT65.48.340	Electrical horn	电喇叭	1	1	1	1	1	1
21	LZT300.48.202	Holder	线束紧固夹(=)	2	2	2	2	2	2
22	LZT300.48.023	Front lamp harness assembly	前灯线束总成	1	1	1	1	1	1
23	GB/T 6173	Hexagon thin nut-Fine pitch thread M8-Zn.D	螺母M8-Zn.D	1	1	1	1	1	1
24	LZT65.48.350	Bracket, electrical horn	喇叭支架	1	1	1	1	1	1
25	GB/T 97.1	Plain washer - product grade A 8-140HV-Zn.D	平垫圈8-140HV-Zn.D	1	1	1	1	1	1
26	GB/T 93	Single coil spring lock washer 8-normal type	弹簧垫圈8	1	1	1	1	1	1
27	GB/T 5781	Hexagon head bolt - full thread-product grade C M8*20-Zn.D	螺栓M8×20-Zn.D	1	1	1	1	1	1
28	LZT300.48.017	Power source wire assembly	电源线总成	1	1	1	1	1	1
29	LZT800.48L.107	Retainer	可松式扎带	2	2	2	2	2	2
30		Alternator JF131	交流发电机JF131	1	1	1	1	1	1
		Alternator JF11	交流发电机JF11	1	1	1	1		

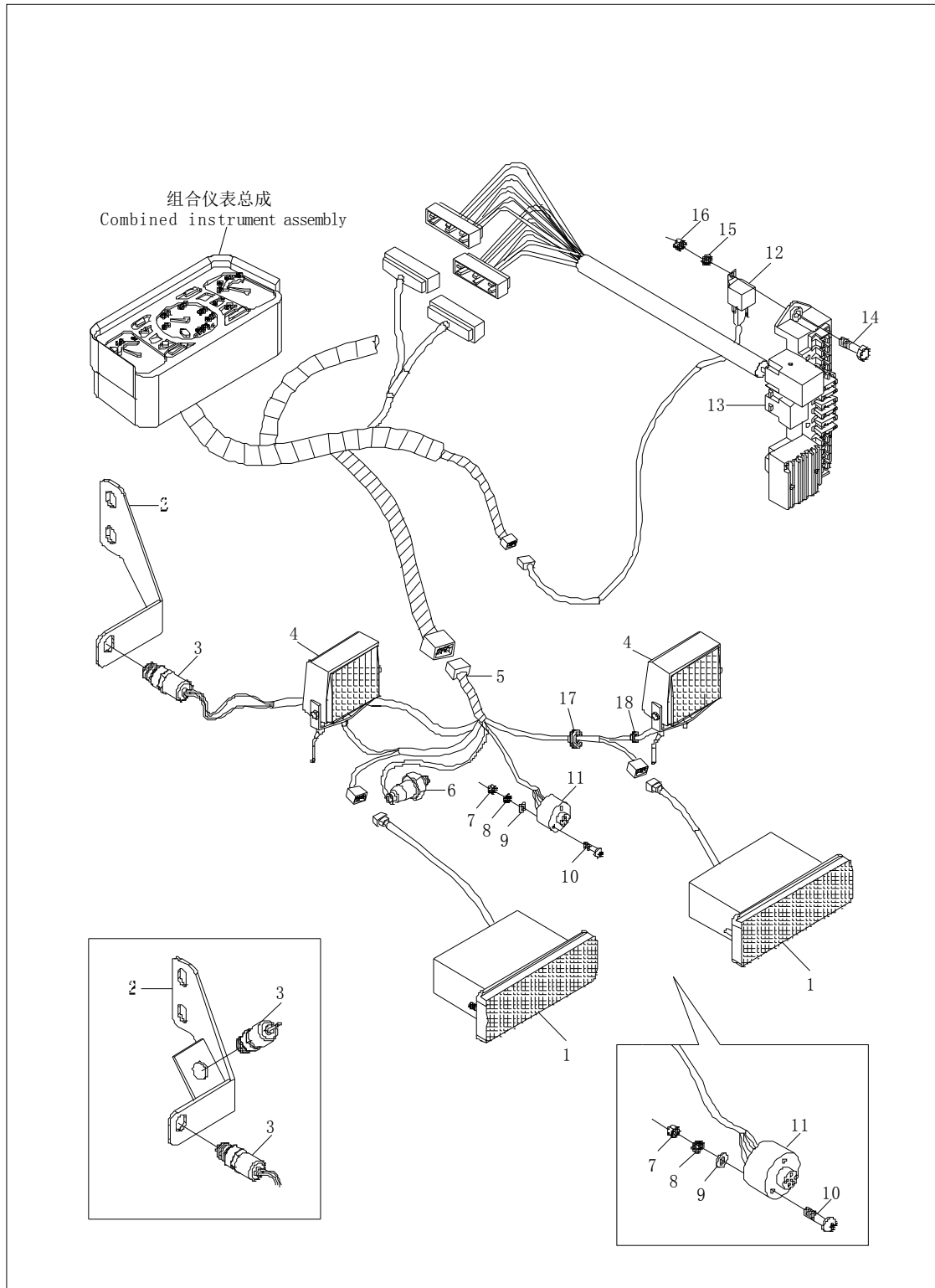
续表2 Continued Two

31	LZT300.48.073	Alarm for oil pressure	机油压力报警器	1	1	1	1	1	1
32	LZT300.48.025a	Engine harness assembly	发动机线束总成	1	1				
	LZT350.48.025	Engine harness assembly	发动机线束总成	1	1	1	1		
	LZT400.48.025a	Engine harness assembly	发动机线束总成			1	1	1	1
33	LZT300.48.201	Sleeve	套管	1	1	1	1	1	1
34	LZT400.48.201	Sleeve	套管	1	1	1	1	1	1
35	LZT300.48.064	Ignition lock	点火锁	1	1	1	1	1	1
36	LZT300.48.072	Water temperature sensor	水温传感器	1	1	1	1	1	1
37	LZT300.48.074	Speed sensor	转速传感器	1	1	1	1	1	1
38	GB/T 818	Cross recessed pan head screw M4*8	螺钉M4X8	5	5	5	5	5	5
39	GB/T 93	Single coil spring lock washer 4-normal type	垫圈4	5	5	5	5	5	5
40	LZT300.48.071	Fuel oil sensor	油量传感器	1	1	1	1	1	1
41	LZT300.48.022a	Body harness assembly <sup>①</sup>	车身线束总成	1	1	1	1	1	1
	LZT300.48C.022a	Body harness assembly	车身线束总成	1	1	1	1		
	LZT400.48C.022	Body harness assembly	车身线束总成			1	1	1	1
42	GB/T 5783	Hexagon head bolt - full thread M8*25	螺栓M8X12-Zn.D	1	1	1	1	1	1
43	GB/T 6170	Hexagon nut, style 1 M8	I型螺母M8	1	1	1	1	1	1

Note:①The parts are specific for the tractors to be exported.  
出口车专用件



48 电器系总成-2

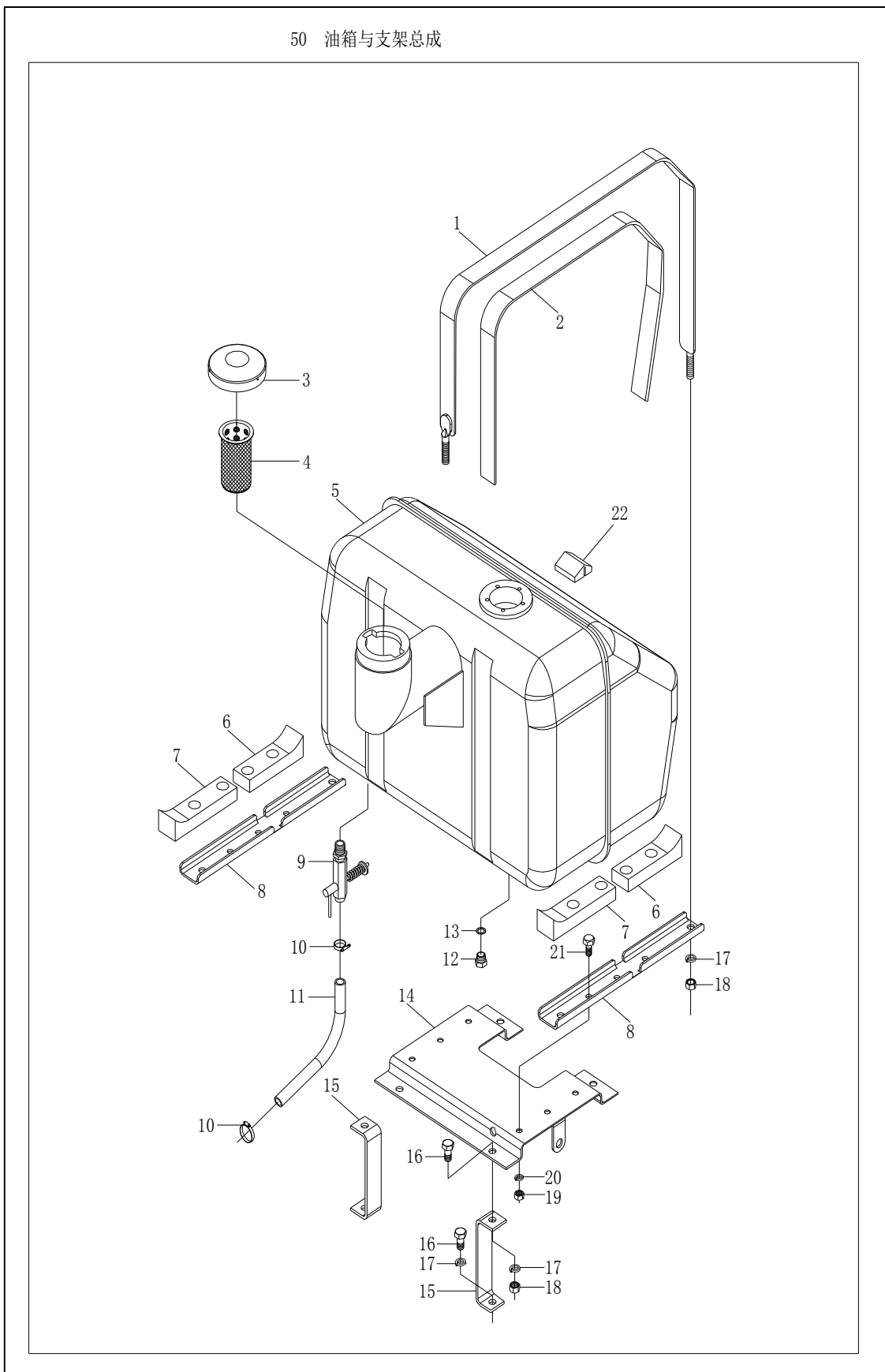


**48 电器系统总成-2**  
**Electrical System Assembly-2**

序号 No.	零部件代号	Part Name and Standards	零部件名称及 规格	适用机型和用量 (件) Applied Tractor Models and Qty. (Piece)					
	Drawing No.			LZT 300	LZT 304	LZT 350	LZT 354	LZT400 /450/480 /500/520 /550	LZT404 /454/484 /504/524 /554
1	LZT300.48.052a	Tail lamp assembly_rear	后尾灯总成	2	2	2	2	2	2
2	LZT300.48.212	Brake for brake switch	制动开关安装板	1	1	1	1	1	1
	LZT300.48C.212	Brake for brake switch①	制动开关安装板	1	1	1	1	1	1
3	JK212J4	Brake switch	制动开关	1	1	1	1	1	1
	JK212J4	Starting safety switch①	启动安全开关	1	1	1	1	1	1
4	LZT300.48.053a	Rear light assemnbly	后照灯总成	2	2	2	2	2	2
5	LZT300.48.024	Rear lamp harness assembly	后灯线束总成	1	1	1	1	1	1
	LZT300.48C.024	Rear lamp harness assembly①	后灯线束总成	1	1	1	1	1	1
6	LZT65.48.087	Pressure alarm	气压报警器	1	1	1	1	1	1
7	GB/T6170	Hexagon nut, style 1 M5-Zn.D	螺母M5-Zn.D	3	3	3	3	3	3
8	GB/T93	Single coil spring lock washer 5- normal type	弹簧垫圈5	3	3	3	3	3	3
9	GB/T97.1	Plain washer - product grade A5- 140HV-Zn.D	平垫圈5-140HV- Zn.D	3	3	3	3	3	3
10	GB/T818	Cross recessed pan head screw M5*35- Zn.D	螺钉M5×35- Zn.D	3	3	3	3	3	3
11	LZT65.48.080	Socket for rear trailer	后挂车插座 (插 销)	1	1	1	1	1	1
12	JD133D-12V	Relay for starting	启动继电器	1	1	1	1	1	1
13	LZT300.48.051	Central appliance box	中央电器盒	1	1	1	1	1	1
	SGD-151ACD12V- 130W	Flashlight for alarm	复合报警闪光灯	1	1	1	1	1	1
	JFT-125-1500W	Voltage adjuster	电压调节器	1	1	1	1	1	1
	HFV4-40/30A	Light relay	灯光继电器	1	1	1	1	1	1
14	GB/T5781	Hexagon head bolt - full thread- M6*20	螺栓M6X20	2	2	2	2	2	2
15	GB/T93	Single coil spring lock washer 6- normal type	弹簧垫圈6	2	2	2	2	2	2
16	GB/T6170	Hexagon nut, style 1 M6	螺母M6	2	2	2	2	2	2
17	LZT300.48.211	Rubber ring(1)	穿线胶圈1	2	2	2	2	2	2
18	LZT65.48.094	Rubber ring(2)	穿线胶圈(二)	2	2	2	2	2	2

Note:①The parts are specific for the tractors to be exported.  
注：为出口车专用件

50 油箱与支架总成



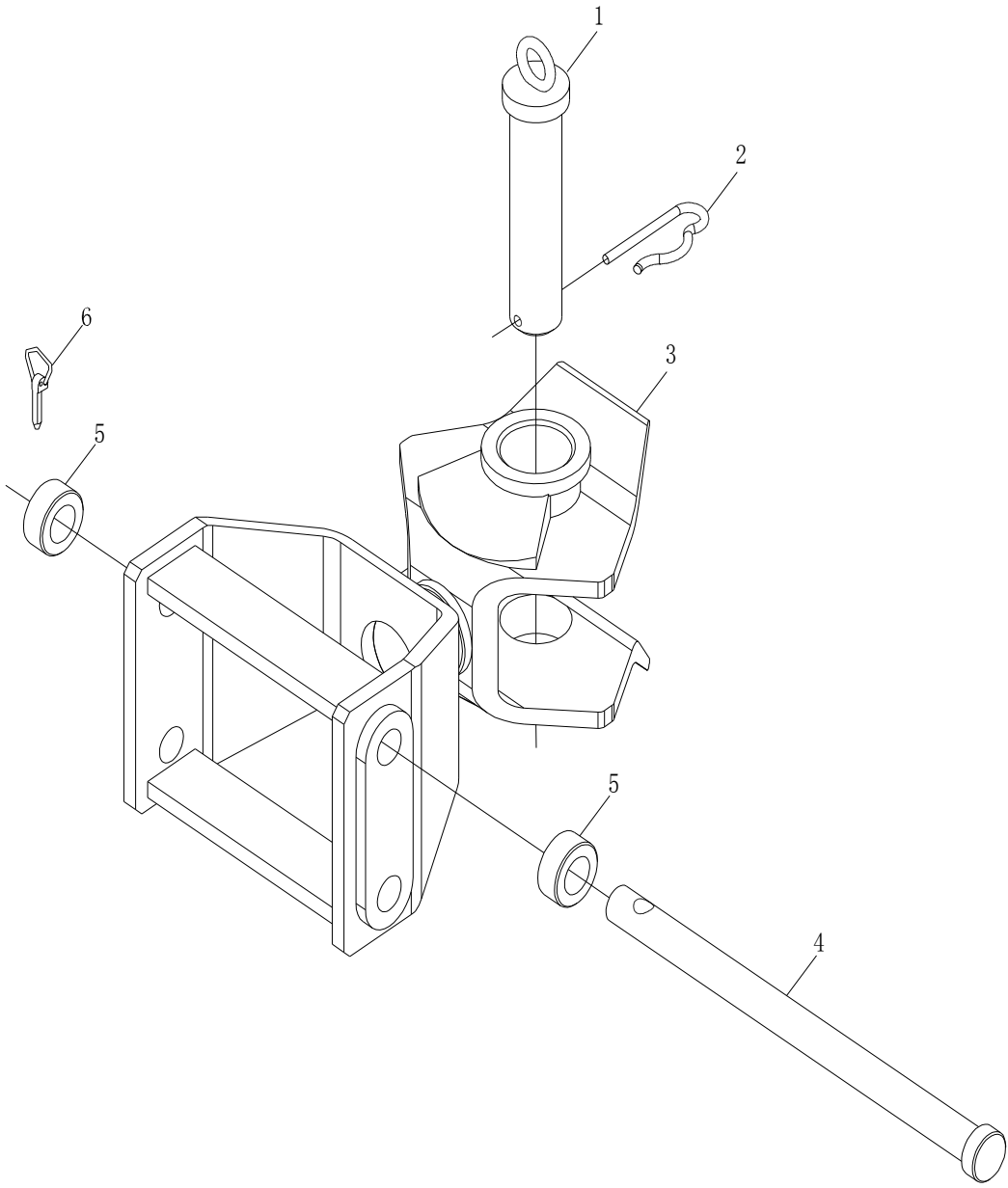
## 50 油箱与支架总成 Fuel Tank and Bracket Assembly

序号 No.	零部件代号	Part Name and Standards	零部件名称及 规格	适用机型和用量 (件) Applied Tractor Models and Qty. (Piece)					
	Drawing No.			LZT 300	LZT 304	LZT 350	LZT 354	LZT400 /450/480 /500/520 /550	LZT404 /454/484 /504/524 /554
	LZT300.50.001	Fuel tank and bracket assembly	油箱与支架总成	1	1	1	1	1	1
1	LZT300.50.014	Fuel tank binding strip assembly	油箱扎带 总成	2	2	2	2	2	2
2	LZT404.50.114	Rubber washer for binding strip, main fuel tank	扎带橡胶垫	2	2	2	2	2	2
3	LZT65.50.022	Fuel filler cap assembly	油箱加注口盖总成	1	1	1	1	1	1
4	LZT65.50.023	Filter screen assembly	滤网总成	1	1	1	1	1	1
5	LZT300.50.033	Fuel tank weldment assembly	油箱总成	1	1	1	1		
	LZT400.50.011	Fuel tank weldment assembly①	油箱总成					1	1
6	LZT300.50.111	Rear rubber washer	后橡胶垫	2	2	2	2	2	2
7	LZT300.50.110	Front rubber washer	前橡胶垫	2	2	2	2	2	2
8	LZT300.50.125	Bracket of fuel tank	油箱支撑骨架	2	2	2	2	2	2
9	LZT300.50.033	Switch assembly of fuel tank	油箱开关总成	1	1	1	1	1	1
10	ZBJ 15001	Keeper d16	卡箍d16	2	2	2	2	2	2
11	LZT300.50.104	Fuel transfer pipe	输油管	1	1	1	1		
	LZT400.50.104	Fuel transfer pipe	输油管					1	1

续表1 Continued One

12	LZT65.50.226	Fuel outlet plug	放油螺塞	1	1	1	1	1	1
13	JB/T 982	Combined sealing washer 16	垫圈16	1	1	1	1	1	1
14	LZT300.50.124	Plate for fuel tank	油箱垫板	1		1		1	1
	LZT300.50B.124	Plate for fuel tank②	油箱垫板		1		1		
15	LZT300.50.123	U-bracket	U型支架	2	1	2	1	2	2
16	GB/T 5783	Hexagon head bolt - full thread M10*20-Zn.D	螺栓M10×20	6	6	6	6	6	6
17	GB/T 93	Single coil spring lock washer 10-normal type	垫圈10	10	10	10	10	10	10
18	GB/T 6170	Hexagon nut, style 1 M10-Zn.D	螺母M10	10	10	10	10	10	10
19	GB/T 6170	Hexagon nut, style 1 M8-Zn.D	螺母M8	6	6	6	6	6	6
20	GB/T 93	Single coil spring lock washer 8-Zn.D-normal type	垫圈8	6	6	6	6	6	6
21	GB/T 5783	Hexagon head bolt - full thread M8*20-Zn.D	螺栓M8×20	6	6	6	6	6	6
22	LZT300.50.112	Rubber pad	橡胶垫块	2	2	2	2	2	2
Note:①Adopt Model jiangdong TY395,Lijia SL3105 engine.②Adopt hydraulic steering wheel tractors. 注：①用于三缸机②配液压转向拖拉机									

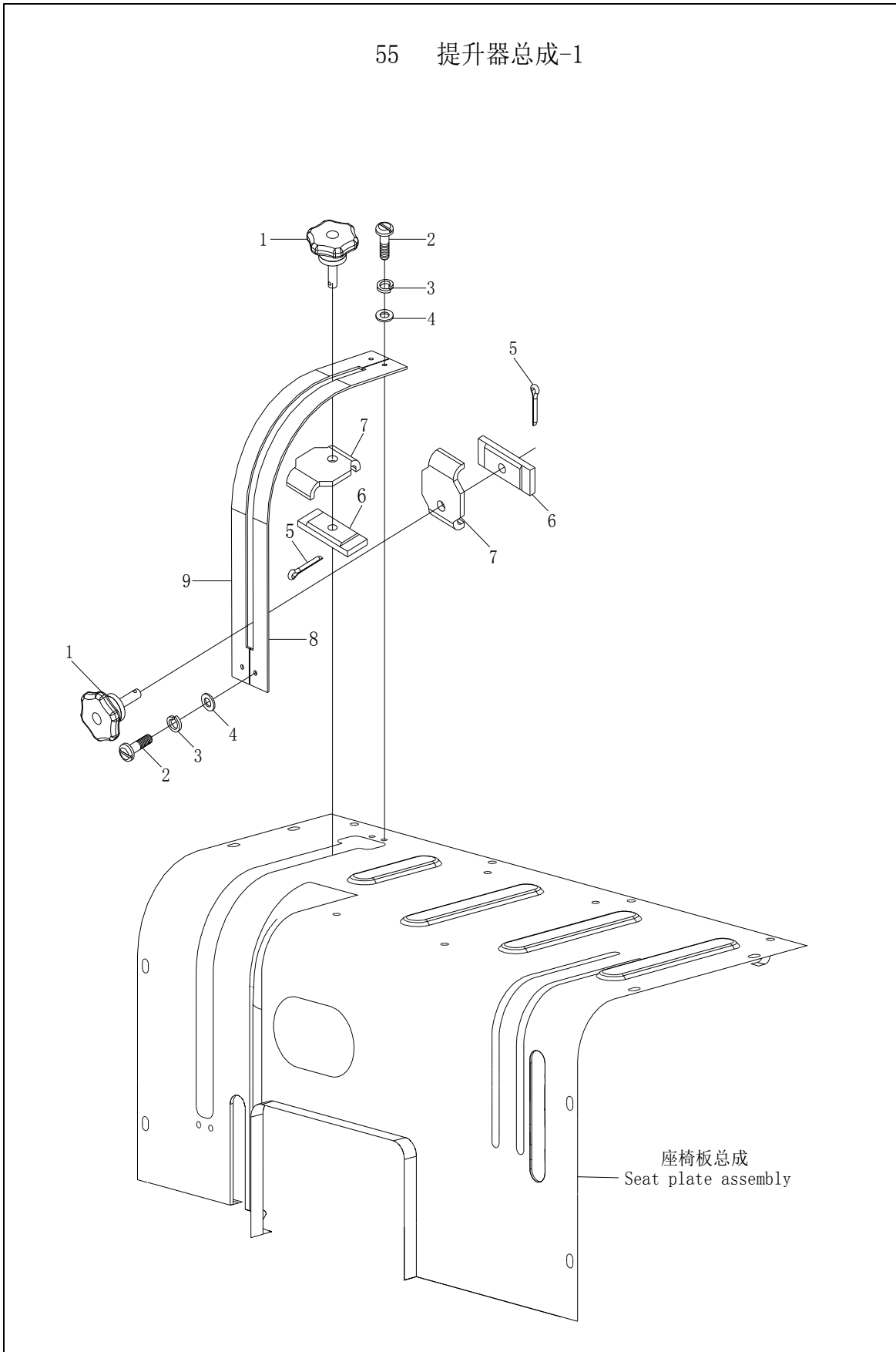
53 拖挂装置总成



**53 拖挂装置总成**  
**Hitch Mechanism Assembly**

序号 No.	零部件代号	Part Name and Standards	零部件名称及 规格	适用机型和用量 (件) Applied Tractor Models and Qty. (Piece)					
	Drawing No.			LZT 300	LZT 304	LZT 350	LZT 354	LZT400 /450/480 /500/520 /550	LZT404 /454/484 /504/524 /554
1	LZT300.53.012	Hitching latch welding assembly	牵引销焊接总成	1	1	1	1	1	1
2	LZT65.53.103	Elastic latch	弹性锁销	1	1	1	1	1	1
3	LZT300.53.011	Hitching frame welding assembly	牵引架焊接总成	1	1	1	1	1	1
4	LZT300.53.101	Joint pin	连接销	2	2	2	2	2	2
5	LZT300.53.107	Cushion sleeve	垫套	4	4	4	4	4	4
6	LZT30.56.029	Latch assembly	锁销总成	2	2	2	2	2	2

55 提升器总成-1

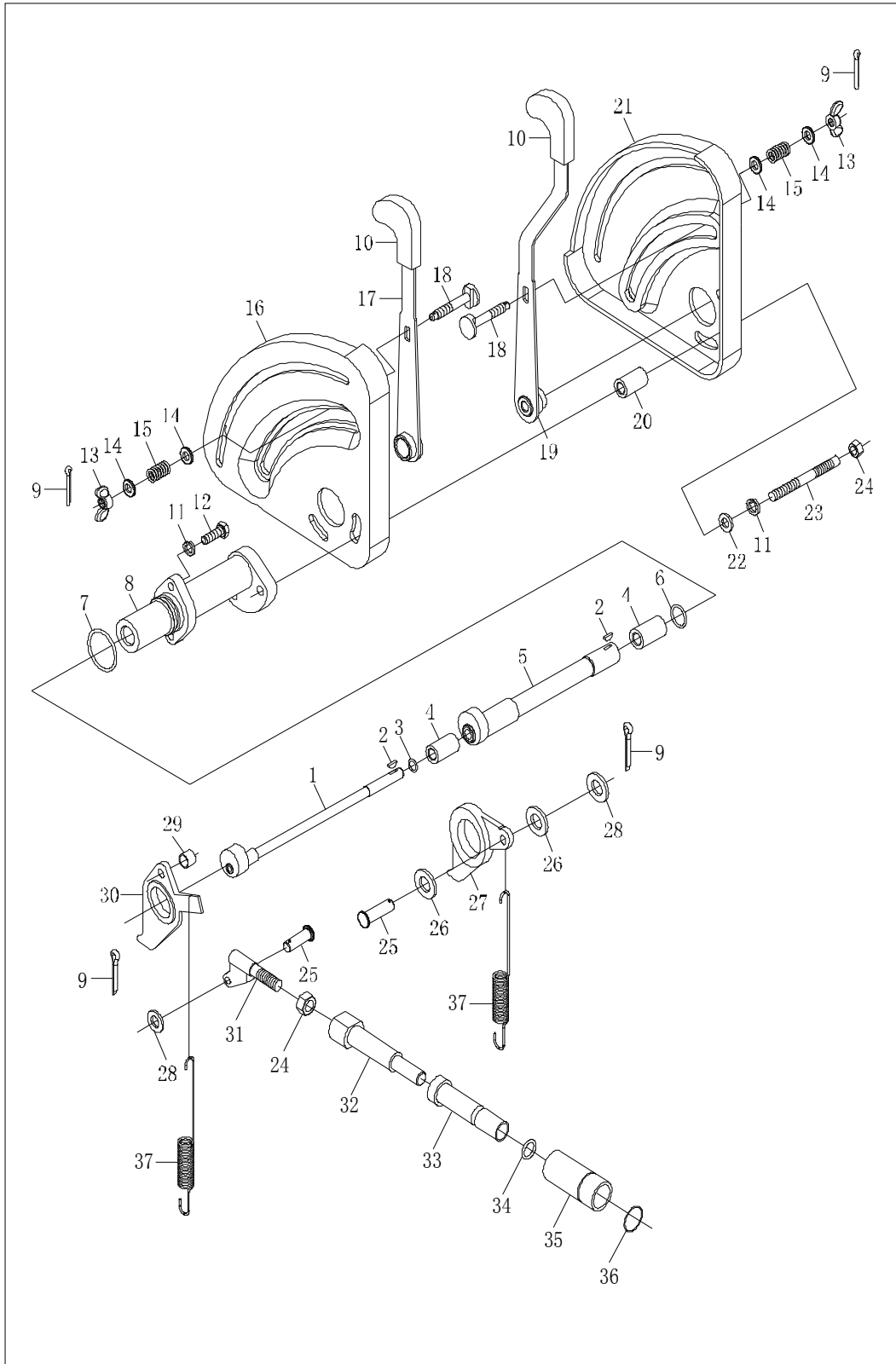




**55 提升器总成-1**  
**Lifter assembly -1**

序号 No.	零部件代号	Part Name and Standards	零部件名称及 规格	适用机型和用量 (件) Applied Tractor Models and Qty. (Piece)						
	Drawing No.			LZT 300	LZT 304	LZT 350	LZT 354	LZT400 /450/480 /500/520 /550	LZT404 /454/484 /504/524 /554	
1	LZT65.57.014	Adjusting handle ball assembly	调节手柄头总成	2						
2	GB/T818	Cross recessed pan head screw 58×16	螺钉5X16	4						
3	GB/T93	Single coil spring lock washer 5- normal type	垫圈5	4						
4	GB/T97.1	Plain washer 5- product grade A	垫圈5	4						
5	GB/T91	Split pin 1.6×12	销1.6X12	2						
6	LZT65.57.104	Locating nut	定位螺母	2						
7	LZT300.55.138	Locating curved plate	定位弯板	2						
8	LZT300.55.135	Mark plate for position control	位调节位牌	1						
9	LZT300.55.134	Mark plate for force control	力调节位牌	1						

55 提升器总成-2



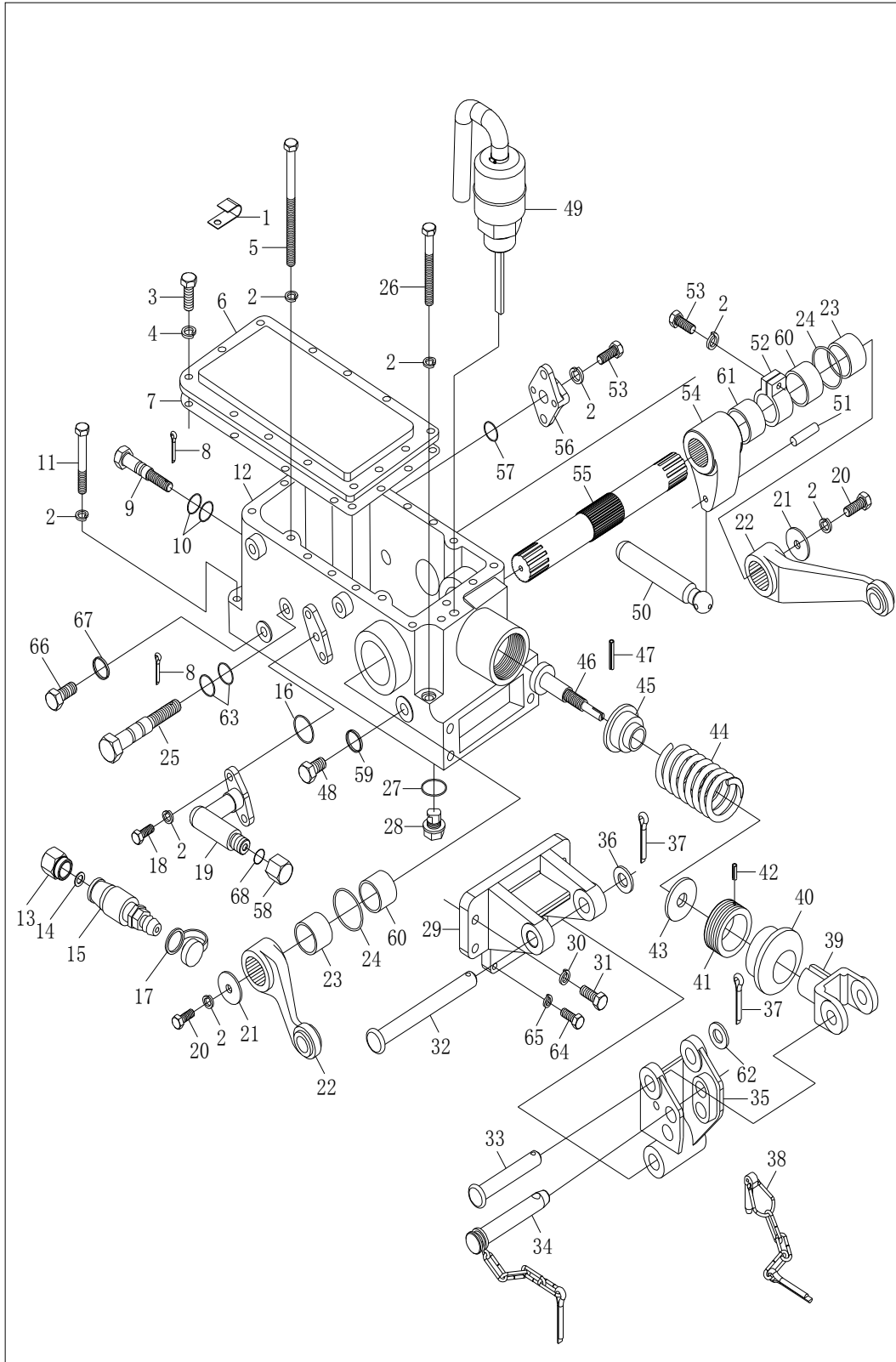
**55 提升器总成-2**  
**Lifter assembly -2**

序号 No.	零部件代号	Part Name and Standards	零部件名称及 规格	适用机型和用量 (件) Applied Tractor Models and Qty. (Piece)					
	Drawing No.			LZT 300	LZT 304	LZT 350	LZT 354	LZT400 /450/480 /500/520 /550	LZT404 /454/484 /504/524 /554
1	LZT300.55.029	Force control eccentric welding assembly	力调节偏心轮焊 接总成	1	1	1	1	1	1
2	GB/T1099	Woodruff key 4×13	半圆键4X13	2	2	2	2	2	2
3	GB1235-1976	O - seal ring 10×1.9	O形密封圈10X1. 9	1	1	1	1	1	1
4	LZT300.55.198	Handle sleeve	手柄轴套	1	1	1	1	1	1
5	LZT300.55.038	Position control eccentric welding assembly	位调节偏心轮焊 接总成	1	1	1	1	1	1
6	GB1235-1976	O - seal ring 20×204	O形密封圈20X2. 4	1	1	1	1	1	1
7	GB/T1235-1976	O - seal ring 48×3.5	O形密封圈48X3. 5	1	1	1	1	1	1
8	LZT300.55.136	Support seat for sector plate	扇形板支座	1	1	1	1	1	1
9	GB/T91	Split pin 2×10	开口销2X10	4	4	4	4	4	4
10	LZT65.57.013	Hanle end assembly	手柄头总成	2	2	2	2	2	2
11	GB/T93	Single coil spring lock washer 10- normal type	弹簧垫圈10	4	4	4	4	4	4
12	GB/T5783	Hexagon head bolt - full thread M10×20	螺栓M10X20	2	2	2	2	2	2
13	GB/T62	Wing nut M6	蝶形螺母M6	4	4	4	4	4	4
14	GB/T96	Large washer 6	平垫圈6	2	2	2	2	2	2
15	LZT300.55.131	Pressured spring for handle	弹簧	2	2	2	2	2	2
16	LZT300.55.195	Sector plate for position control	位调节扇形板	1	1	1	1	1	1

续表1 Continued One

17	LZT300.55.025	Position control handle welding assembly	位调节手柄焊接总成	1	1	1	1	1	1
18	LZT300.55.132	Pressured screw for handle	螺钉	2	2	2	2	2	2
19	LZT300.55.024	Force control handle welding assembly	力调节手柄焊接总成	1	1	1	1	1	1
20	LZT300.55.137	Support sleeve for sector plate	扇形板支承套管	2	2	2	2	2	2
21	LZT300.55.193	Sector plate for force control	力调节扇形板	1	1	1	1	1	1
22	GB/T97.1	Plain washer 10-product grade A	平垫圈10	2	2	2	2	2	2
23	GB/T899	Double end stud AM10×55	双头螺柱AM10X55	2	2	2	2	2	2
24	GB/T6170	Hexagon nut, style 1 M10	螺母M10	3	3	3	3	3	3
25	LZT300.55.143	Pin	销	2	2	2	2	2	2
26	LZT300.55.144	Roller wheel	滚轮	2	2	2	2	2	2
27	LZT300.55.202	Lever for position control	位调节杠杆	1	1	1	1	1	1
28	GB/T97.1	Plain washer 6 - product grade A	平垫圈6	2	2	2	2	2	2
29	LZT300.55.221	Lever sleeve for force control	力调节杠杆衬套	1	1	1	1	1	1
30	LZT300.55.204	Lever for force control	力调节杠杆	1	1	1	1	1	1
31	LZT300.55.150	Joint arm	连接臂	1	1	1	1	1	1
32	LZT300.55.152	Push rod for force control	力调节推杆	1	1	1	1	1	1
33	LZT300.55.113	Sleeve of push rod	推杆套	1	1	1	1	1	1
34	GB1235-1976	O - seal ring 11×1.9	O形密封圈11X1.9	1	1	1	1	1	1
35	LZT300.55.112	Sealing tube of force control	力调节密封套	1	1	1	1	1	1
36	GB1235-1976	O - seal ring 19×2	O形圈19X2	1	1	1	1	1	1
37	LZT300.55.126	Draft spring	拉力弹簧	2	2	2	2	2	2

# 55 提升器总成-3



**55 提升器总成-3**  
**Lifter assembly -3**

序号 No.	零部件代号	Part Name and Standards	零部件名称及 规格	适用机型和用量 (件) Applied Tractor Models and Qty. (Piece)					
	Drawing No.			LZT 300	LZT 304	LZT 350	LZT 354	LZT400 /450/480 /500/520 /550	LZT404 /454/484 /504/524 /554
1	LZT65.48.095	Clip of wire harness	线束固定夹	1	1	1	1	1	1
2	GB/T 93	Single coil spring lock washer 12 - normal type	垫圈12	13	13	13	13	13	13
3	GB/T 5781	Hexagon head bolt - full thread M8×20	螺栓M8X20	13	13	13	13	13	13
4	GB/T 93	Single coil spring lock washer 8 - normal type	弹簧垫圈8	13	13	13	13	13	13
5	GB/T 5782	Hexagon head bolt M12×215	螺栓M12X215	4	4	4	4	4	4
6	LZT300.55B.115	Upper cover of lifter	提升器上盖	1	1	1	1	1	1
7	LZT300.55B.114	Gasket, upper cover	提升器上盖纸垫	1	1	1	1	1	1
8	GB/T 91	Split pin 2×20	开口销2X20	2	2	2	2	2	2
9	LZT300.55B.018	Lowering rate control lever	下降速度调节杆	1	1	1	1	1	1
10	GB 3452.1	O - seal ring 11.2×2.65G	O形密封圈13X1.9	4	4	4	4	4	4
11	GB/T 5783	Hexagon head bolt - full thread M10×40	螺栓M10X40	3	3	3	3	3	3
12	LZT300.55B.101	Lifter housing	提升器壳体	1	1	1	1	1	1
13	LZT300.61.101	Oil pipe joint	滤芯总成	1	1	1	1	1	1
14	LZT654.58.106a	Washer	出油接头纸垫	2	2	2	2	2	2
15	LZT704.58C.010	Self - sealing quick coupling	出油接头	2	2	2	2	2	2
16	GB 1235	O- seal ring 22×2.4	O形密封圈22X2.4	1	1	1	1	1	1
17	LZT654.58.155	Dust cover	油压输出管接头	1	1	1	1	1	1
18	GB/T 5783	Hexagon head bolt - full thread M10×30	螺栓M10X30	2	2	2	2	2	2
19	LZT300.58B.120a	Hydraulic pressure output pipe joint	六角螺塞	1	1	1	1	1	1

续表1 Continued One

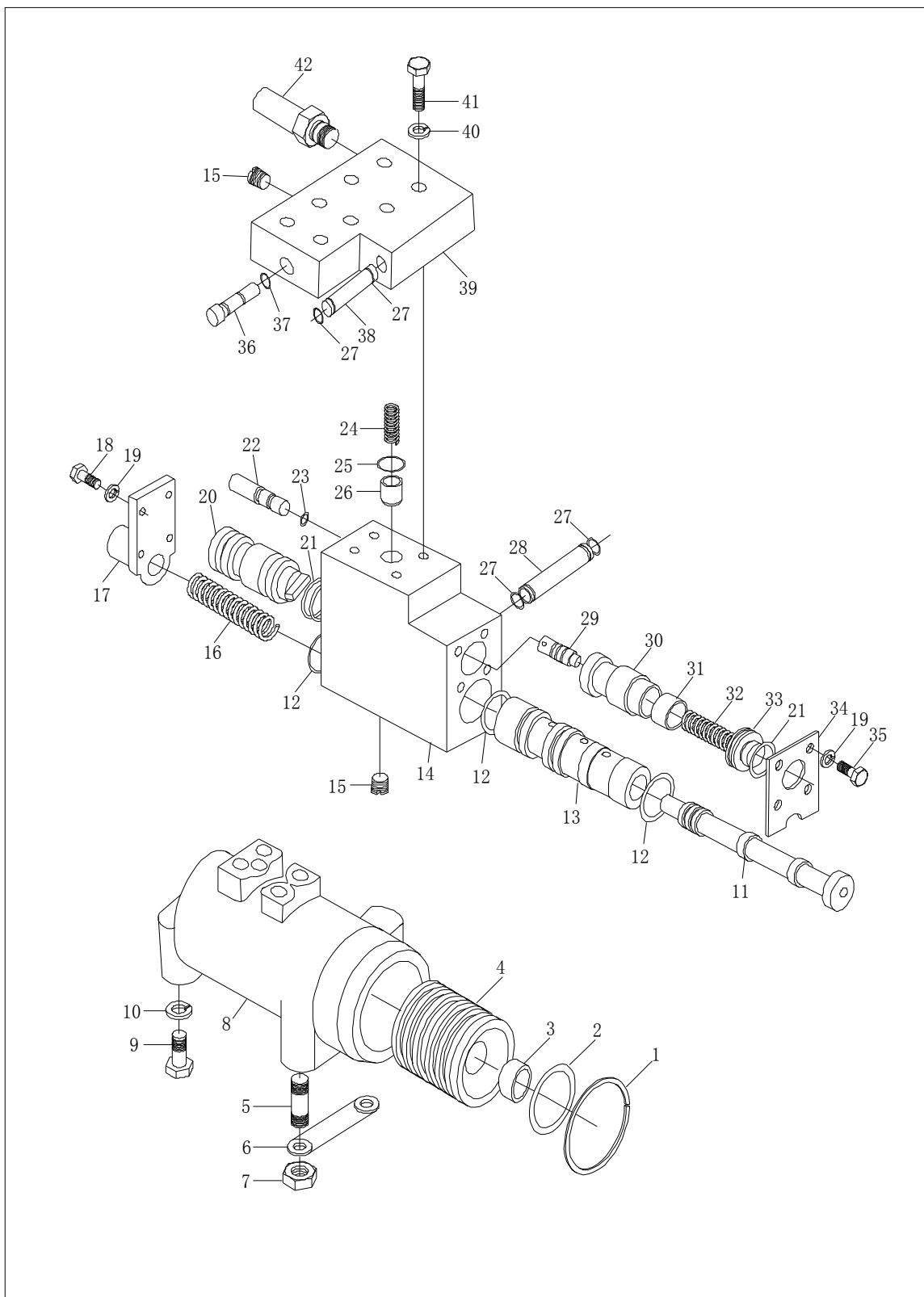
20	GB/T 5783	Hexagon head bolt - full thread M10×20	螺栓M10X20	2	2	2	2	2	2
21	LZT300.55B.126	Left pressure plate	提升臂压板	2	2	2	2	2	2
22	LZT300.55B.020	Lifting arm assembly	提升臂总成	2	2	2	2	2	2
23	LZT300.55B.104	Shaft sleeve A	提升轴套	5	5	5	5	5	5
24	GB 3452.1	O - seal ring 52×5.3G	O形密封圈52X5.7	2	2	2	2	2	2
25	LZT300.55B.118	Control lever for cutoff valve	截断阀调节杆	1	1	1	1	1	1
26	GB/T 5782	Hexagon head bolt M12×100	螺栓M12X100	2	2	2	2	2	2
27	GB 1235	O - seal ring 24×2.4	O形密封圈24X2.4	1	1	1	1	1	1
28	LZT300.55B.125	Spring hookup	弹簧挂钩	1	1	1	1	1	1
29	LZT300.55B.128	Rocker bracker for upper hitch point	上挂接点摇臂支架	1	1	1	1	1	1
30	GB/T 93	Single coil spring lock washer 12 - normal type	弹簧垫圈12	4	4	4	4	4	4
31	GB/T 5783	Hexagon head bolt - full thread M12×50	螺栓M12X50	4	4	4	4	4	4
32	LZT300.55B.107	Joint pin of rocker	摇臂连接销	1	1	1	1	1	1
33	LZT300.55B.116	Upper joint pin of rocker	摇臂上连接销	1	1	1	1	1	1
34	LZT300.55B.015	Front joint pin chain assembly, upper link	上拉杆前连接销链环总成	1	1	1	1	1	1
35	LZT300.55B.130	Rocker	上挂接点摇臂	1	1	1	1	1	1
36	GB/T 97.1	Plain washer 22 - product grade A	平垫圈22	1	1	1	1	1	1
37	GB/T 91	Split pin 5×35	开口销5X35	2	2	2	2	2	2
38	LZT300.55.016	Latch chain assembly	锁销链环总成	2	2	2	2	2	2
39	LZT300A.55.121	Joint for upper link	上拉杆连接头	1	1	1	1	1	1
40	25.55.162	Dust cap	防尘罩	1	1	1	1	1	1
41	25.55.161	Nut	螺母	1	1	1	1	1	1
42	GB/T 119.1	Parallel pin 4×14	圆柱销C4X14	1	1	1	1	1	1
43	25.55.160	Spring hold - down plate	弹簧压板	1	1	1	1	1	1

续表2 Continued Two

44	25.55.157	Spring for force control	力调节弹簧	1	1	1	1	1	1
45	25.55.159	Spring seat	弹簧座	1	1	1	1	1	1
46	25.55.158	Spring rod	弹簧杆	1	1	1	1	1	1
47	GB/T 119	Parallel pin B3×14	圆柱销B3X40	1	1	1	1	1	1
48	LZT300.55B.109	Plug	六角螺塞	1	1	1	1	1	1
49	LZT300.55B.016a	Breather assembly	油尺通气塞总成	1	1	1	1	1	1
50	LZT300.55.154	Oil plug	油塞顶杆	1	1	1	1	1	1
51	GB/T 119	Parallel pin D5×45	圆柱销D5X45	1	1	1	1	1	1
52	LZT300.55B.113	Cam wheel for position control	位调节凸轮	1	1	1	1	1	1
53	GB/T 5783	Hexagon head bolt - full thread M10×30	螺栓M10X30	3	3	3	3	3	3
54	LZT300.55.153	Inner lifting arm	内提升臂	1	1	1	1	1	1
55	LZT300.55B.127	Lifting shaft	提升轴	1	1	1	1	1	1
56	LZT300.55B.103	Joint plate for oil intake pipe	进油连接板	1	1	1	1	1	1
57	GB 3452.1	O - seal ring 17×2.65	O形密封圈17X2.65	1	1	1	1	1	1
58	LZT300.55.125	Washer for air plug	通气塞垫圈	1	1	1	1	1	1
59	LZT300.55B.108	Aluminium washer	铝垫	1	1	1	1	1	1
60	LZT300.55B.129	Axle housing C	轴套C	2	2	2	2	2	2
61	LZT300.55B.105	Axle housing B	轴套 B	1	1	1	1	1	1
62	GB/T 97.1	Plain washer 20 - product grade A	平垫圈20-A级	1	1	1	1	1	1
63	GB 1235	O - seal ring 13×1.9	O形密封圈13X1.9	1	1	1	1	1	1
64	GB/T 5783	Hexagon head bolt - full thread M8×35	螺栓M8X35	2	2	2	2	2	2
65	GB/T 93	Single coil spring lock washer 8 - normal type	弹性垫圈8	2	2	2	2	2	2
66	GB/T 5781	Hexagon head bolt - full thread product C M22×1.5×20	螺栓-C级M22×1.5×20	1	1	1	1	1	1
67	GB/T 982	Combined sealing washer 22	组合密封圈22	1	1	1	1	1	1
68	GB/T 3452.1	O - seal ring 12.5×2.65G	O形密封圈12.5X2.65G	1	1	1	1	1	1



55 提升器总成-4



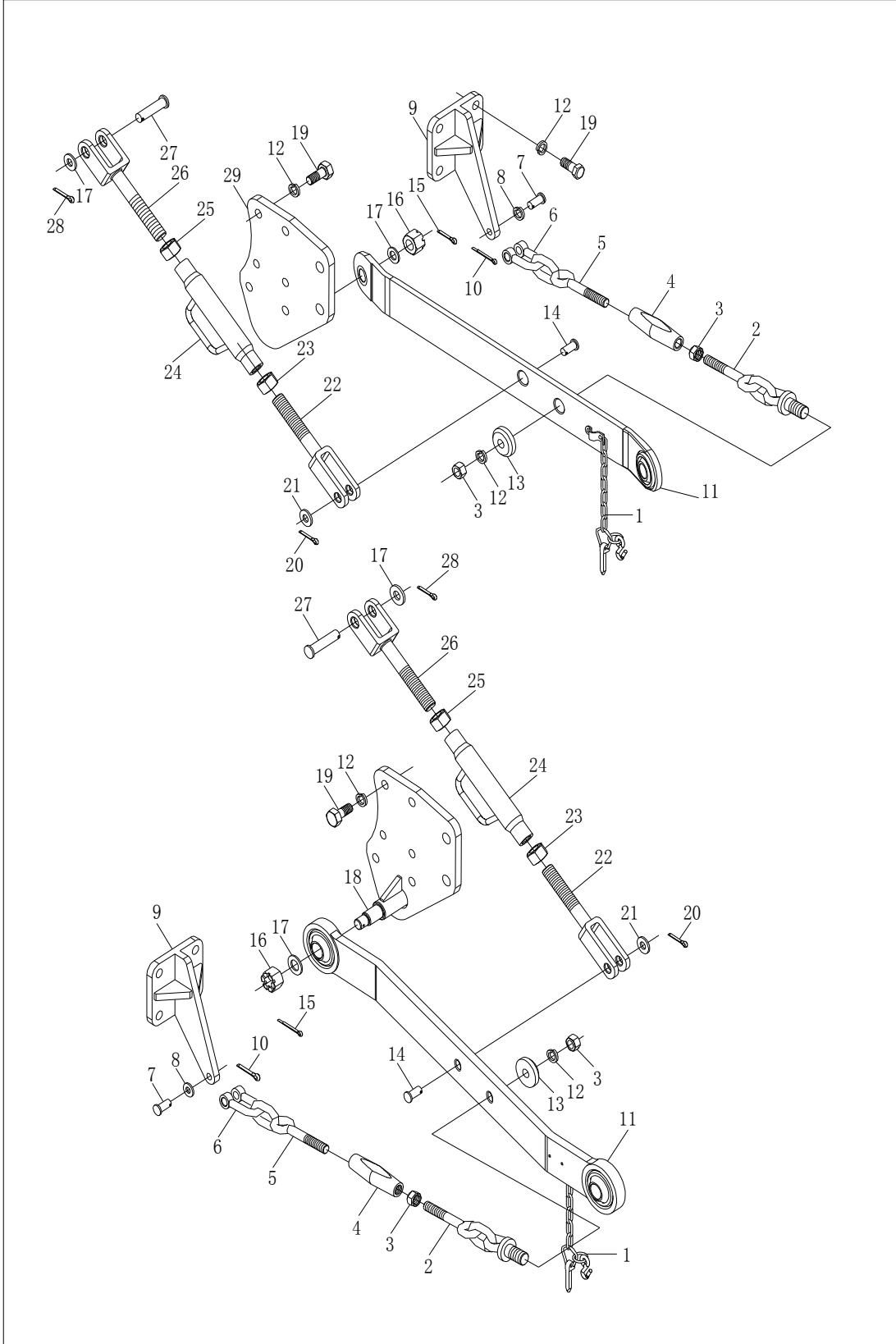
**55 提升器总成-4**  
**Lifter assembly -4**

序号 No.	零部件代号	Part Name and Standards	零部件名称及 规格	适用机型和用量 (件) Applied Tractor Models and Qty. (Piece)					
	Drawing No.			LZT 300	LZT 304	LZT 350	LZT 354	LZT400 /450/480 /500/520 /550	LZT404 /454/484 /504/524 /554
1	LZT300.55.222	Ring	挡圈	1	1	1	1	1	1
2	GB 3452.1	O- seal ring 69×5.3	O形密封圈69X5.3	1	1	1	1	1	1
3	LZT300.55.141	Piston ball seat	活塞球座	1	1	1	1	1	1
4	LZT300.55B.122	Piston	活塞	1	1	1	1	1	1
5	GB/T 898	Double end stud GM14 - M14×35	双头螺柱M14X34-8.8	2	2	2	2	2	2
6	LZT300.55B.123	Lock piece	锁片	1	1	1	1	1	1
7	GB/T 6170	Hexagon nut, style 1 M14	螺母M14	2	2	2	2	2	2
8	LZT300.55B.136	Oil cylinder	油缸体	1	1	1	1	1	1
9	LZT300.55B.137	Bolt of oil cylinder	油缸螺栓	2	2	2	2	2	2
10	GB/T 93	Single coil spring lock washer 14 - normal type	弹簧垫圈14	2	2	2	2	2	2
11	TS 300.55.172	Main control valve	主控制阀	1	1	1	1	1	1
12	GB 1235	O - seal ring 26×2.4	O形密封圈26X2.4	3	3	3	3	3	3
13	TS 300.55.217	Main control valve sleeve	主控制阀套	1	1	1	1	1	1
14	KM 300.55.120A	Housing of distributor	分配器壳	1	1	1	1	1	1
15	LZT 300.55.169	Conical plug Z 1/8	锥螺塞Z1/8	2	2	2	2	2	2
16	25.55.181	Spring for main control valve	主控制阀弹簧	1	1	1	1	1	1
17	TS 300B.55.183	Front cover of valve	阀门前盖	1	1	1	1	1	1
18	GB/T 5783	Hexagon head bolt - full thread M6×20	螺栓M6X20	4	4	4	4	4	4
19	GB/T 93	Single coil spring lock washer 6 - normal type	弹簧垫圈6	8	8	8	8	8	8

续表1 Continued One

20	LZT300.55.177	Front plug, oil return valve	回油阀前堵塞	1	1	1	1	1	1
21	GB 1235	O - seal ring 22×2.4	O形密封圈22X2.4	3	3	3	3	3	3
22	TS300B.55.187-2	Adjusting valve	调节阀	1	1	1	1	1	1
23	GB 1235	O - seal ring 8×1.9	O形密封圈8X1.9	1	1	1	1	1	1
24	LZT300.55.182	Spring of one - way valve	单向阀弹簧	1	1	1	1	1	1
25	GB 3452.1	O - seal ring 18×2.65	O形密封圈18X2.65	1	1	1	1	1	1
26	LZT300.55.175	One - way valve	单向阀	1	1	1	1	1	1
27	GB 3452.1	O - seal ring 15×1.8G	O形密封圈16.X2.4	4	4	4	4	4	4
28	LZT300.55B.102	Oil inlet pipe	进油管	1	1	1	1	1	1
29	LZT300.55.173	Small end of oil return valve	回油阀小头	1	1	1	1	1	1
30	LZT300.55.218	Sleeve of oil return valve	回油阀套	1	1	1	1	1	1
31	LZT300.55.174	Large end of oil return valve	回油阀大头	1	1	1	1	1	1
32	25.55.184	Spring of oil return valve	回油阀弹簧	1	1	1	1	1	1
33	25.55.176	Rear plug of oil return valve	回油阀后堵塞	1	1	1	1	1	1
34	KM.55.180	Limit plate	限位板	1	1	1	1	1	1
35	GB/T 5783	Hexagon head bolt - full thread M6×10	螺栓M6X10	1	1	1	1	1	1
36	KM550.55.122	Take - off valve	截断阀	4	4	4	4	4	4
37	GB 1235	O - seal ring 13×1.9	O形密封圈13X1.9	1	1	1	1	1	1
38	LZT300.55B.119	Hydraulic output oil pipe	液压输出油管	1	1	1	1	1	1
39	LZT300.55B.139	Seat of distributor	分配器支座	1	1	1	1	1	1
40	GB/T 93	Single coil spring lock washer 8 - normal type	弹簧垫圈8	8	8	8	8	8	8
41	GB/T 5783	Hexagon head bolt - full thread M×45	螺栓M8X45	8	8	8	8	8	8
42	LZT300B.55.033	Safety valve assembly	安全阀总成	1	1	1	1	1	1

56A/B 悬挂机构总成-1



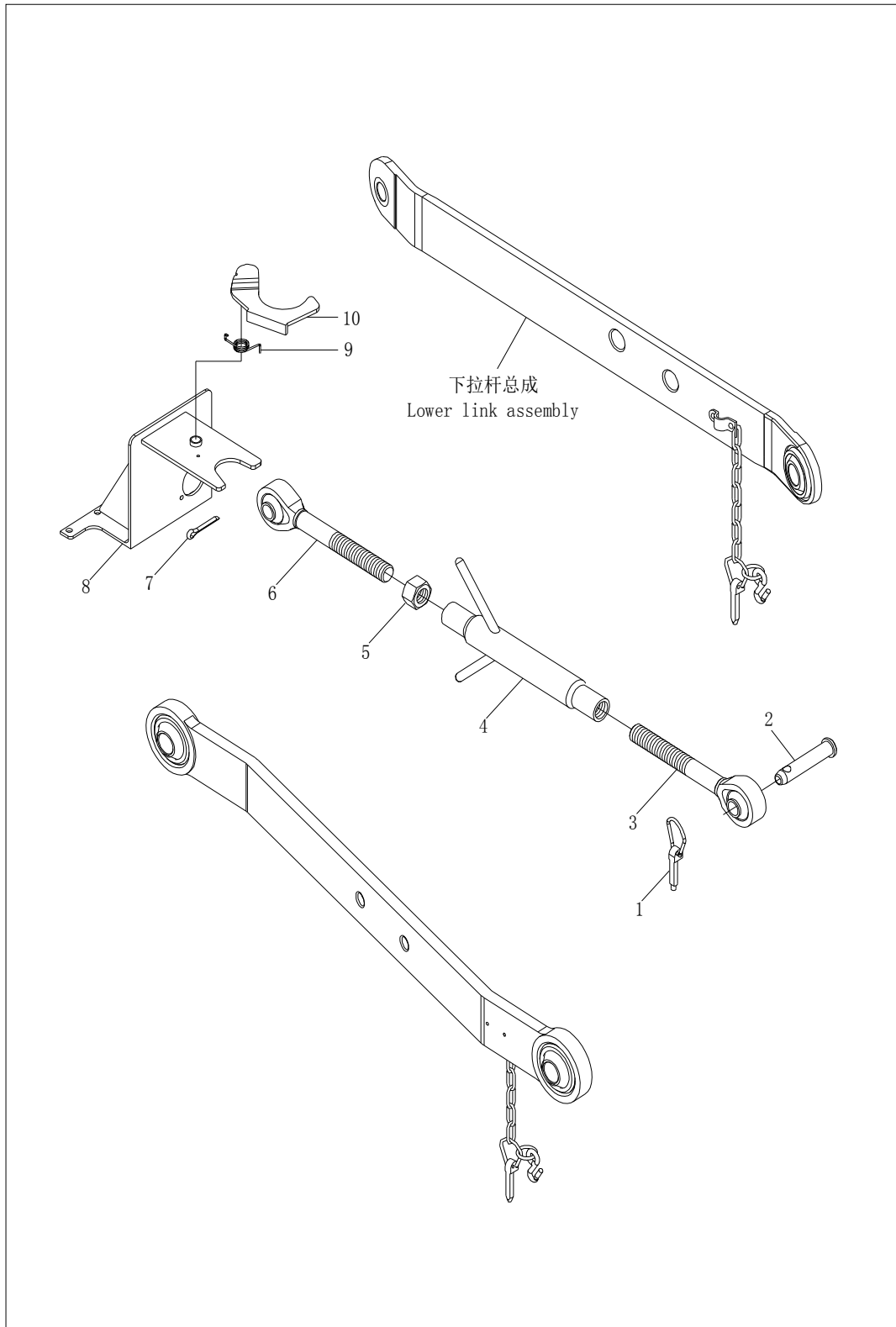
## 56 悬挂机构总成 Suspension Mechanism Assembly-1

序号 No.	零部件代号	Part Name and Standards	零部件名称及 规格	适用机型和用量 (件) Applied Tractor Models and Qty. (Piece)					
	Drawing No.			LZT 300	LZT 304	LZT 350	LZT 354	LZT400 /450/480 /500/520 /550	LZT404 /454/484 /504/524 /554
1	LZT 300.56.028	Latch chain assembly	锁销链总成	2	2	2	2	2	2
2	LZT 300.56A.110	Rear joint pin,gag post	后限位链焊合件	2	2	2	2	2	2
3	GB/T 91	Split pin 5*32-Zn.D	开口销5X32- Zn.D	6	6	6	6	6	6
4	GB/T 882	Clevis pin with head B18*55-Zn.D	螺母M16—Zn.D	2	2	2	2	2	2
5	LZT 300.56A.161	Adjusting screw rod,gag post	限位杆调节套管	2	2	2	2	2	2
6	GB/T 41	Hexagon nut-Product grade C M22-Zn.D	螺母-C级M22- Zn.D	2	2	2	2	2	2
7	LZT 300.56A.023	Locking pin unit,gag post	限位杆锁销组合	2	2	2	2	2	2
8	LZT 300.56A.022	Telescopic pipeline weldment	伸缩导管焊合件	2	2	2	2	2	2
9	LZT 300.56A.021	Ball head assembly,telescopic rod	伸缩杆球头总成	2	2	2	2	2	2
10	LZT 300.56A.103	Sleeve	套	4	4	4	4	4	4
11	LZT 300.56A.102	Joint pin.,gag post	限位杆联接销	2	2	2	2	2	2
12	LZT 300.56A.017	Bracket weldment,left gag post	左限位杆支架焊 合件	1	1	1	1	1	1
13	LZT 300.56A.012	Lower link assembly	下拉杆总成	2	2	2	2	2	2
14	GB/T 91	Split pin 4*28-Zn.D	开口销4X28- Zn.D	2	2	2	2	2	2
15	GB/T 6178	Hexagon slotted nut,style 1 M16- Zn.D	I型开槽螺母M16- Zn.D	2	2	2	2	2	2
16	GB/T 97.1	Plain washer-Product grade A 16-140HV- Zn.D	平垫圈16—140H V-Zn.D	4	4	4	4	4	4
17	LZT300.56A.116	Round plate	圆板	2	2	2	2	2	2

续表1 Continued One

18	LZT300.56A.112	Lower connecting pin, lift link	提升杆下联接销	2	2	2	2	2	2
19	GB/T 91	Split pin 4*36-Zn.D	开口销4X36-Zn.D	2	2	2	2	2	2
20	GB/T 6178	Hexagon nut, style 1 M16-Zn.D	1型螺母M16-Zn.D	2	2	2	2	2	2
21	GB/T 97.1	Plain washer-Product grade A20-140HV-Zn.D	垫圈20—140HV—Zn.D	4	4	4	4	4	4
22	LZT300.56B.015	Lower link stand weldment, left	左下拉杆支座焊合件	1	1	1	1	1	1
23	GB/T 5783	Hexagon head bolt-Full thread M16*35-Zn.D	螺栓M16×35-Zn.D	16	16	16	16	16	16
24	GB/T 93	Single coil spring lock washer 16-Normal type	弹性垫圈16	16	16	16	16	16	16
25	GB/T 97.1	Plain washer-Product grade A 24-140HV-Zn.D	平垫圈24—140HV—Zn.D	2	2	2	2	2	2
26	LZT300.56A.108	Lower joint fork, lift link	提升杆下联接叉	2	2	2	2	2	2
27	GB/T 6171	Hexagon nut, style 1-Fine pitch thread M24*2LH-Zn.D	细牙螺母M24×2（左）	2	2	2	2	2	2
28	LZT 300.56A.033	Screw tube weldment, lift link	提升杆螺管焊合	2	2	2	2	2	2
29	GB/T 6171	Hexagon nut, style 1-Fine pitch thread M24*2-Zn.D	细牙螺母M24×2（右）	2	2	2	2	2	2
30	LZT300.56A.107	Upper joint fork, lift link	提升杆上连接叉	2	2	2	2	2	2
31	LZT300.56A.101	Joint pin, lift link	提升杆连接销	2	2	2	2	2	2
32	GB/T 91	Split pin 5*40-Zn.D	开口销5×40-Zn.D	2	2	2	2	2	2
33	LZT300.56B.014	Lower link stand weldment, right	右下拉杆支座焊合件	1	1	1	1	1	1
34	LZT300.56A.019	Lower link bracket weldment, right	右限位拉杆支座焊合件	1	1	1	1	1	1
35	LZT300.56A.014	Lower link stand weldment, right	右下拉杆支座焊合件	1	1	1	1	1	1
36	LZT300.56A.015	Lower link stand weldment, left	左下拉杆支座焊合件	1	1	1	1	1	1

56 悬挂机构总成-2

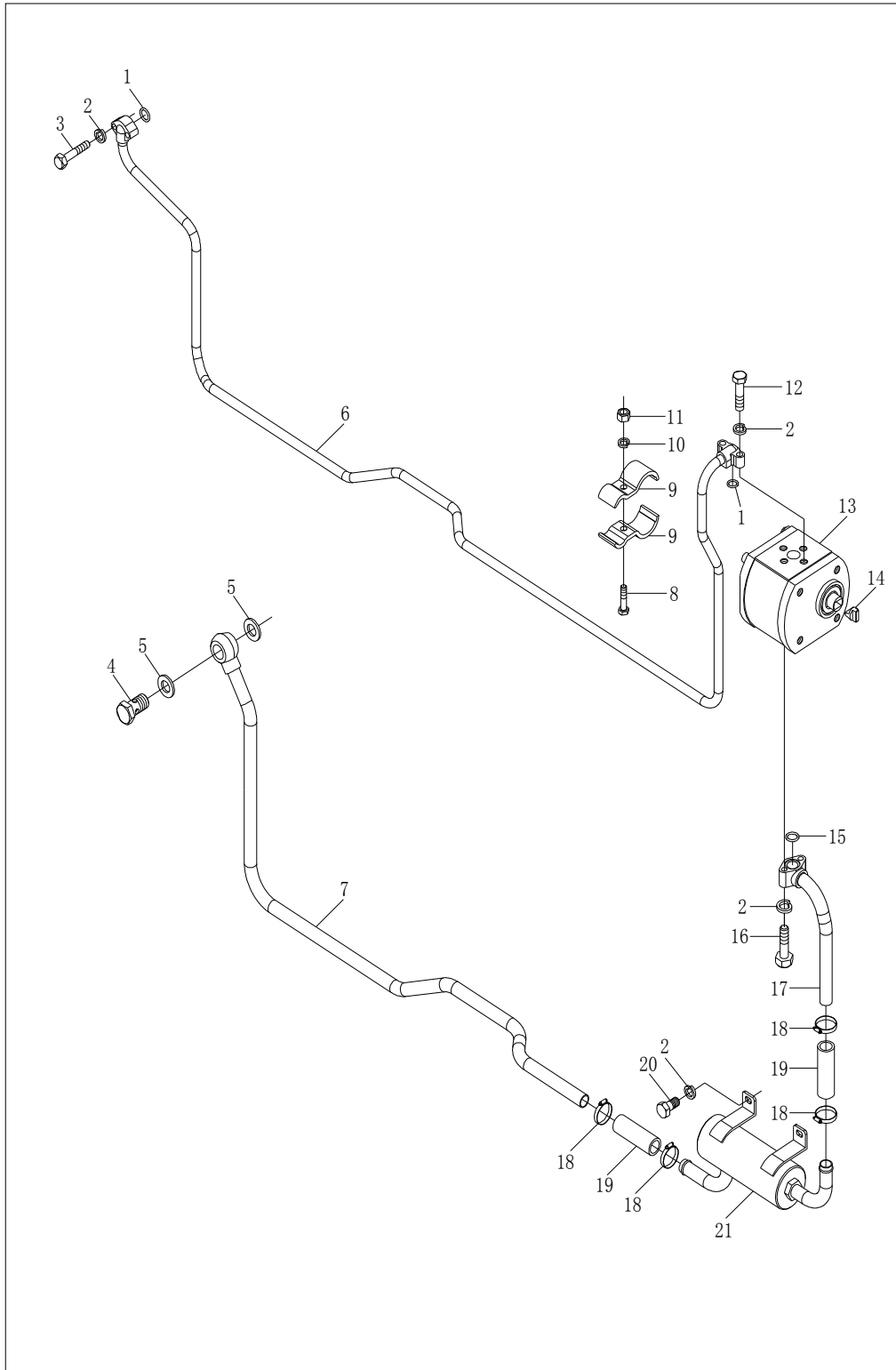


**56 悬挂机构总成**  
**Suspension Mechanism Assembly-2**

序号 No.	零部件代号	Part Name and Standards	零部件名称及 规格	适用机型和用量 (件) Applied Tractor Models and Qty. (Piece)					
	Drawing No.			LZT 300	LZT 304	LZT 350	LZT 354	LZT400 /450/480 /500/520 /550	LZT404 /454/484 /504/524 /554
1	LZT300.56.029	Latch assembly	锁销总成	1	1	1	1	1	1
2	LZT300.56.160	Joint pin ,upper link	上拉杆连接销	1	1	1	1	1	1
3	LZT300.56A.024	Rear adjusting rod assembly,upper link	后调节杆总成	1	1	1	1	1	1
4	LZT300.56A.130	Adjusting screw tube	调节螺管总成	1	1	1	1	1	1
5	GB/T6171	Hexagon nut ,style 1, Fine pitch thread M24*2-Zn.D	螺母M24×2—Z n.D	1	1	1	1	1	1
6	LZT300.56A.026	Front adjusting rod assembly,upper link	前调节杆总成	1	1	1	1	1	1
7	GB/T91	Split pin 3.2*20	销 3.2×20	1	1	1	1	1	1
8	LZT300.56A.020	Saddle weldment	座板焊合件	1	1	1	1	1	1
9	LZT300.56.182	Torsion spring	扭簧	1	1	1	1	1	1
10	LZT300.56.021	Fix clip weldment	固定卡焊合件	1	1	1	1	1	1



300.58A 油泵油管滤油器总成

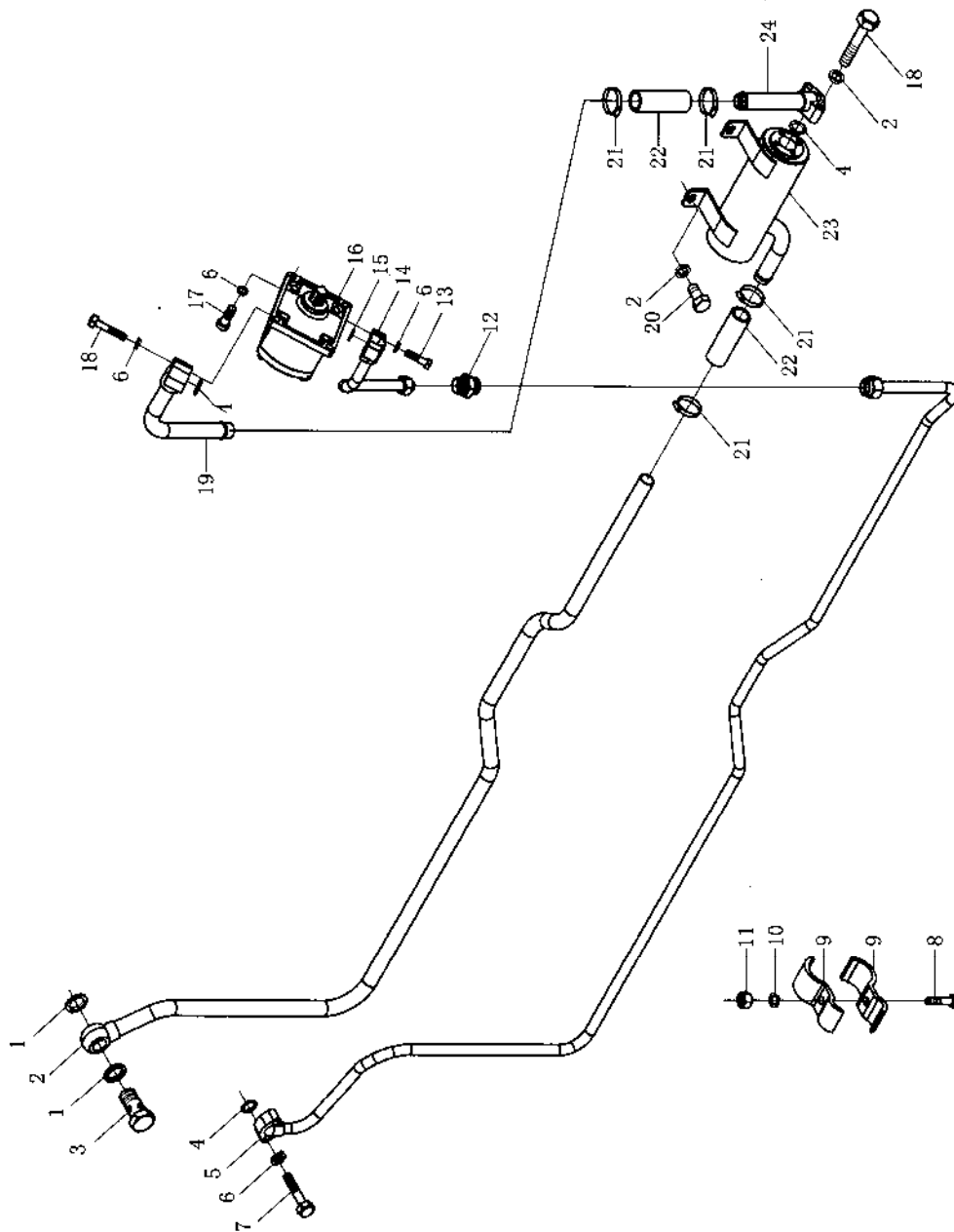


**58A油泵油管滤清器总成**  
Gear Pump /Pipe and Filter Assembly(LZT300)

序号 No.	零部件代号	Part Name and Standards	零部件名称及 规格	适用机型和用量 (件) Applied Tractor Models and Qty. (Piece)					
	Drawing No.			LZT 300	LZT 304	LZT 350	LZT 354	LZT400 /450/480 /500/520 /550	LZT404 /454/484 /504/524 /554
	<b>LZT300.58A.001</b>	Gear pump/pipe and filter assembly①	油泵油管滤清器总成	1	1	1	1		
1	<b>GB3452.1</b>	O-seal ring	O形圈15×2.65G	2	2	2	2		
2	<b>GB/T93</b>	Single coil spring lock washer -Normal type 8--Zn.D	弹性垫圈8-Zn.D	8	8	8	8		
3	<b>GB/T5783</b>	Hexagon head bolt-Full thread M8*30-Zn.D	全螺纹螺栓M8*30-Zn.D	2	2	2	2		
4	<b>LZT300.58.101</b>	Hollow bolt	空心螺栓	1	1	1	1		
5	<b>JB/T982</b>	Combined sealing washer 22	组合密封垫圈22	2	2	2	2		
6	<b>LZT300.58A.011</b>	Pressure oil pipe weldment	压力油管焊合	1	1	1	1		
7	<b>LZT300.58A.012</b>	Oil suction pipe weldment(long)	吸油长管焊合	1	1	1	1		
8	<b>GB/T5783</b>	Hexagon head bolt-Full thread M6*30-Zn.D	全螺纹螺栓M6*30-Zn.D	3	3	3	3		
9	<b>LZT300.58.013</b>	Pipe clamp and rubber cushion	油管夹与胶垫胶合	6	6	6	6		
10	<b>GB/T93</b>	Single coil spring lock washer -Normal type 6--Zn.D	弹性垫圈6-Zn.D	3	3	3	3		
11	<b>GB/T6170</b>	Hexagon nut ,style 1, M6-Zn.D	1型螺母M6-Zn.D	3	3	3	3		
12	<b>GB/T5783</b>	Hexagon head bolt-Full thread M8*35-Zn.D	全螺纹螺栓M8X35-Zn.D	3	3	3	3		
13	<b>LZT300.58A.020</b>	Gear pump	齿轮泵	1	1	1	1		
14	<b>LZT300.58.102</b>	Cross slider	十字滑块	1	1	1	1		
15	<b>GB3452.1</b>	O-seal ring	O形圈19×2.65G	1	1	1	1		
16	<b>GB/T5783</b>	Hexagon head bolt-Full thread M8*45-Zn.D	全螺纹螺栓M8X45-Zn.D	2	2	2	2		
17	<b>LZT300.58A.014</b>	Oil suction pipe weldment(short)	吸油短管焊合	1	1	1	1		
18	<b>ZBJ15001</b>	Keeper d32	喉箍D32	4	4	4	4		
19	<b>LZT300.58A.104</b>	Oil suction rubber pipe	吸油胶管	2	2	2	2		
20	<b>GB/T5783</b>	Hexagon head bolt-Full thread M8*16-Zn.D	全螺纹螺栓M8X16-Zn.D	2	2	2	2		
21	<b>LZT300.58A.050</b>	Oil filter assembly	滤清器总成	1	1	1	1		

Note: Adopt Model Lijia SL2105 engine.

58B 油泵油管滤油器总成 (LZT300)  
 58B Gear Pump/Pipe and Filter Assembly (LZT300)



**58B 油泵油管滤清器总成**  
**Gear Pump/ Pipe and Filter Assembly (LZT300)**

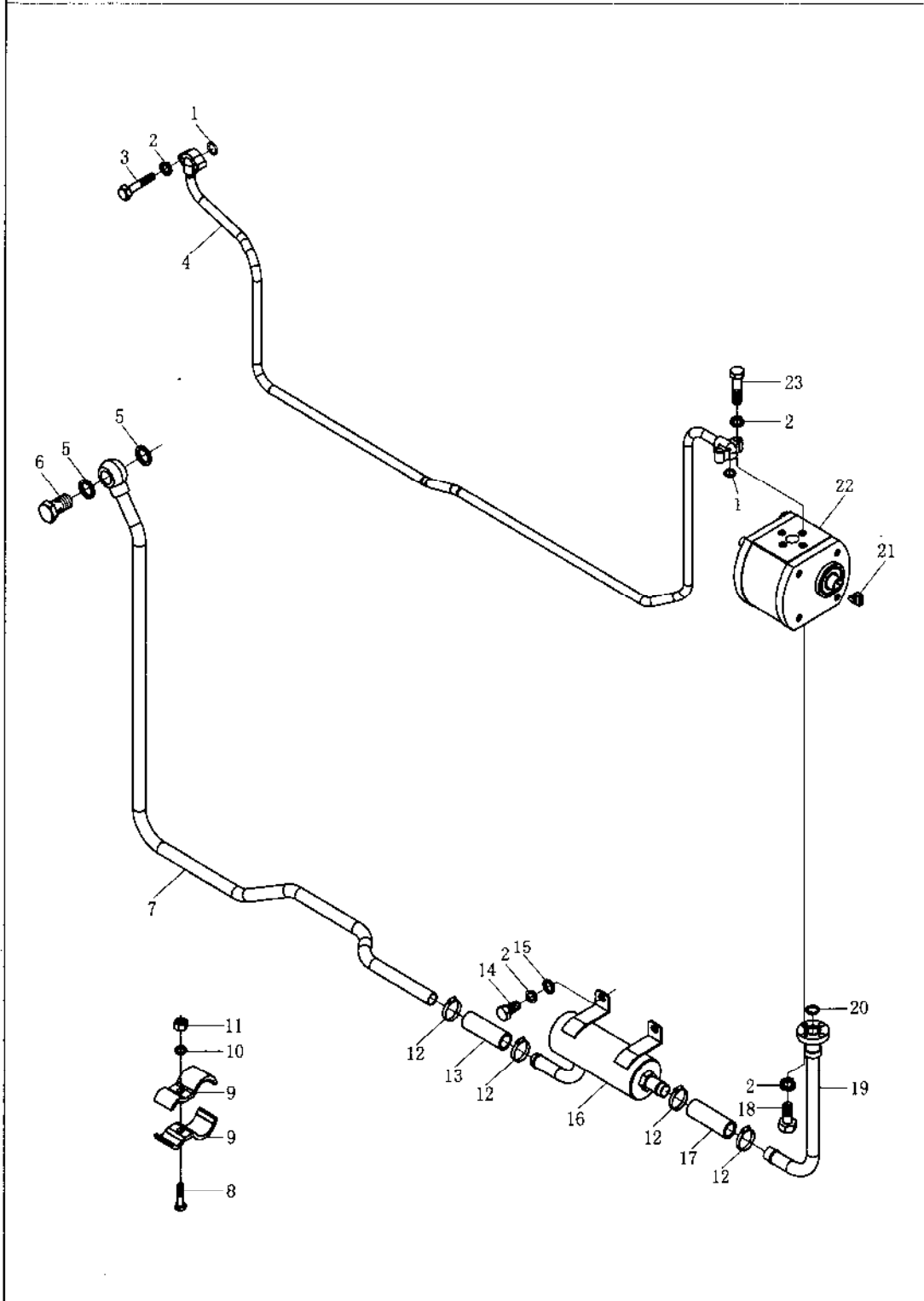
序号 No.	零部件代号	Part Name and Standards	零部件名称及 规格	适用机型和用量 (件) Applied Tractor Models and Qty. (Piece)					
	Drawing No.			LZT 300	LZT 304	LZT 350	LZT 354	LZT400 /450/480 /500/520 /550	LZT404 /454/484 /504/524 /554
	<b>LZT300.58B.001</b>	Gear pump/ pipe and filter assembly	油泵油管滤清器总成	1	1	1	1		
1	<b>JB/T 982</b>	Combined sealing washer 22	组合密封垫圈22	2	2	2	2		
2	<b>LZT300.58B.012</b>	Oil suction pipe weldment (long)	吸油长管焊合	1	1	1	1		
3	<b>LZT300.58.101</b>	Hollow bolt	空心螺栓	1	1	1	1		
4	<b>GB 3452.1</b>	O - seal ring 19*2.65G	O形圈19×2.65G	2	2	2	2		
5	<b>LZT300.58B.011</b>	Pressure oil pipe weldment - 1	压力油管焊合-1	1	1	1	1		
6	<b>GB/T 93</b>	Single coil spring lock washer - Normal type 8 - Zn.D	弹性垫圈8-Zn.D	14	14	14	14		
7	<b>GB/T 5783</b>	Hexagon head bolt - Full thread M8*30-Zn.D	全螺纹螺栓M8*30-Zn.D	2	2	2	2		
8	<b>GB/T 5783</b>	Hexagon head bolt - Full thread M6*30-Zn.D	全螺纹螺栓M6*30-Zn.D	2	2	2	2		
9	<b>LZT300.58.013</b>	Pipe clamp and rubber cushion	油管夹与胶垫胶合	6	6	6	6		

续表1 Continued One

10	GB/T 93	Single coil spring lock washer - Normal type 6 - Zn.D	弹性垫圈6-Zn.D	3	3	3	3		
11	GB/T 6170	Hexagon nut, style 1 M6 - Zn.D	1型螺母M6-Zn.D	3	3	3	3		
12	LZT700.58A.101	Direct joint of clip - type	卡套式端直通接头体	1	1	1	1		
13	GB/T 5783	Hexagon head bolt - Full thread M8*35-Zn.D	全螺纹螺栓M8X35-Zn.D	2	2	2	2		
14	LZT300.58B.013	Pressure oil pipe weldment - 2	压力油管焊合-2	1	1	1	1		
15	GB 3452.1	O - seal ring 15*2.65G	O形圈15×2.65G	2	2	2	2		
16	LZT300.58B.010	Gear pump	齿轮泵	1	1	1	1		
17	GB/T 70.1	Hexagon socket cap head screw M8X45-Zn.D	内六角圆柱头螺钉	4	4	4	4		
18	GB/T 5783	Hexagon head bolt - Full thread M8*45-Zn.D	全螺纹螺栓M8X45-Zn.D	4	4	4	4		
19	LZT300.58B.015	Oil suction pipe weldment -2	吸油管焊合-2	1	1	1	1		
20	GB/T 5783	Hexagon head bolt - Full thread M8*16-Zn.D	全螺纹螺栓M8X16-Zn.D	2	2	2	2		
21	ZBJ 15001	Keeper d32	喉箍D32	4	4	4	4		
22	LZT300.58A.104	Oil suction rubber pipe	吸油胶管	2	2	2	2		
23	LZT300.58B.040	Oil filter assembly	滤清器总成	1	1	1	1		
24	LZT300.58B.014	Oil suction pipe weldment -1	吸油管焊合-1	1	1	1	1		

Note:Adopt Modeljiangdong395 engine.

58A 油泵油管滤油器总成 (LZT400)  
 58A Gear Pump/Pipe and Filter Assembly (LZT400)



**58A油泵油管滤清器总成**  
Gear Pump/ Pipe and Filter Assembly (LZT400)

序号 No.	零部件代号	Part Name and Standards	零部件名称及 规格	适用机型和用量 (件) Applied Tractor Models and Qty. (Piece)					
	Drawing No.			LZT 300	LZT 304	LZT 350	LZT 354	LZT400 /450/480 /500/520 /550	LZT404 /454/484 /504/524 /554
	<b>LZT400.58A.001</b>	Gear pump/ pipe and filter assembly	油泵油管滤清器总成				1	1	
1	<b>GB 3452.1</b>	O - seal ring 15*2.65G	0形圈15×2.65G				2	2	0.8
2	<b>GB/T 93</b>	Single coil spring lock washer - Normal type 8 - Zn.D	弹性垫圈8-Zn.D				10	10	0.1
3	<b>GB/T 5783</b>	Hexagon head bolt - Full thread M8*30- Zn.D	全螺纹螺栓M8*30-Zn.D				2	2	0.45
4	<b>LZT400.58A.011</b>	Pressure oil pipe weldment	压力油管焊合				1	1	55
5	<b>JB/T 982</b>	Combined sealing washer 22	组合密封垫圈22				2	2	0.5
6	<b>LZT300.58.101</b>	Hollow bolt	空心螺栓				1	1	6.2
7	<b>LZT300.58A.012</b>	Oil suction pipe weldment (long)	吸油长管焊合				1	1	35
8	<b>GB/T 5783</b>	Hexagon head bolt - Full thread M6*30- Zn.D	全螺纹螺栓M6*30-Zn.D				3	3	0.3
9	<b>LZT300.58.013</b>	Pipe clamp and rubber cushion	油管夹与胶垫胶合				6	6	3.5

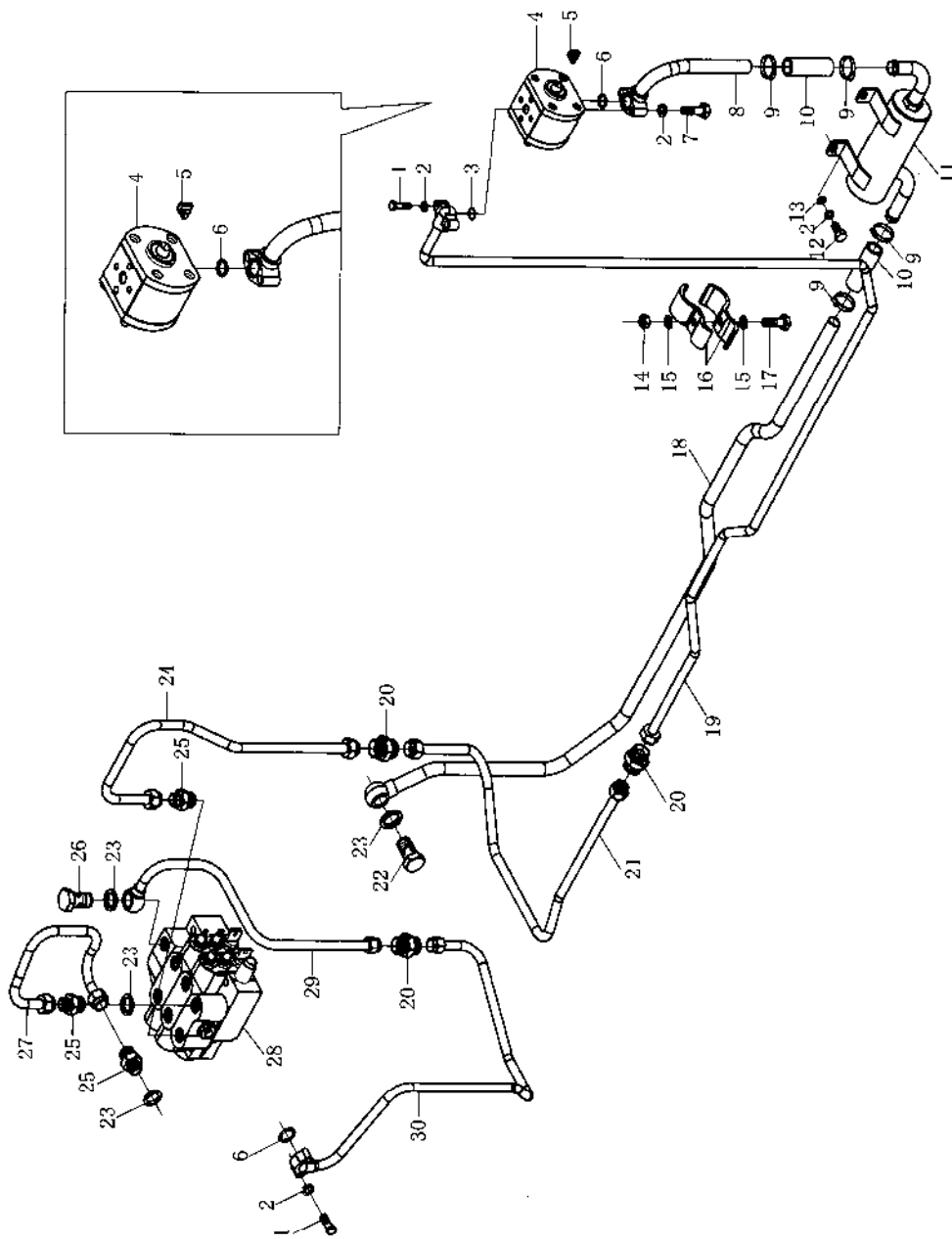
续表1 Continued One

10	GB/T 93	Single coil spring lock washer - Normal type 6 - Zn.D	弹性垫圈6-Zn.D				3	3	0.1
11	GB/T 6170	Hexagon nut, style 1 M6 - Zn.D	1型螺母M6-Zn.D				3	3	0.2
12	ZBJ 15001	Keeper d32	喉箍D32				4	4	2
13	LZT300.58A.104	Oil suction rubber pipe	吸油胶管				1	1	5
14	GB/T 5783	Hexagon head bolt - Full thread M8*16- Zn.D	全螺纹螺栓M8X16-Zn.D				2	2	0.35
15	GB/T 97.1	Plain washer - Product grade A 8 - Zn.D	平垫圈8-A级				2	2	0.1
16	LZT400.58A.040	Oil filter assembly	滤清器总成				1	1	110
17	LZT400.58A.102	Oil suction rubber pipe	吸油胶管				1	1	5
18	GB/T 5783	Hexagon head bolt - Full thread M8*25- Zn.D	全螺纹螺栓M8X25-Zn.D				4	4	0.25
19	LZT400.58A.015	Oil suction pipe weldment (short)	吸油短管焊合				1	1	18
20	GB 3452.1	O - seal ring 19*2.65G	O形圈19×2.65G				1	1	1
21	LZT 300.58.102	Cross slider	十字滑块				1	1	10.5
22	LZT 300.58A.020	Gear pump	齿轮泵				1	1	220
23	GB/T 5783	Hexagon head bolt - Full thread M8*35 - Zn.D	全螺纹螺栓M8X35-Zn.D				2	2	0.45

Note: Adopt Model Lijia SL3105 engine.



58A 油泵油管液压输出总成 - 1 (LZT304)  
 58A Gear Pump/Pipe and Hydraulic Output Assembly - 1 (LZT304)



**58A 油泵油管滤清器总成**  
**Gear Pump/ Pipe and Hydraulic Output Assembly - 1 (LZT304)**

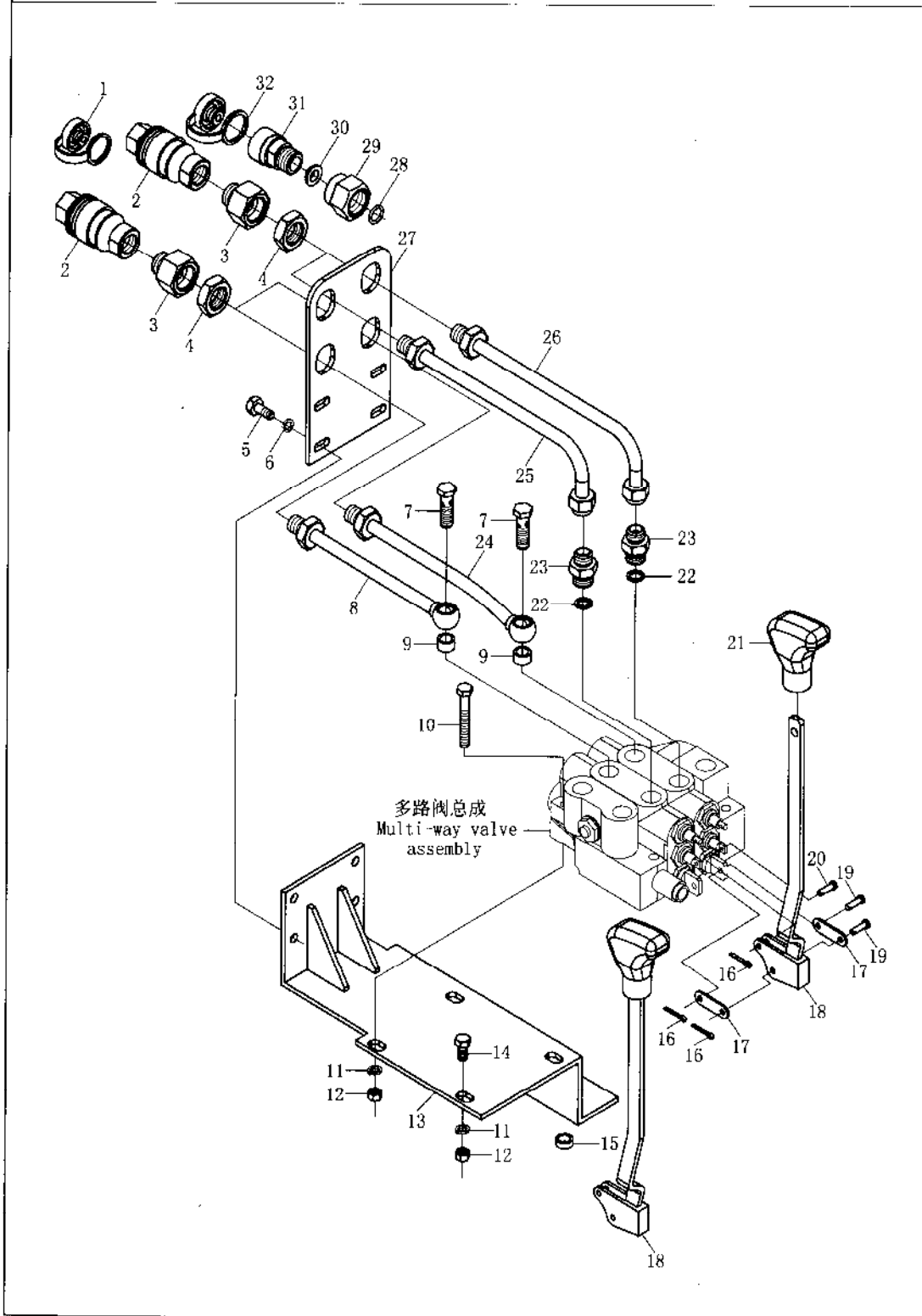
序号 No.	零部件代号	Part Name and Standards	零部件名称及 规格	适用机型和用量 (件) Applied Tractor Models and Qty. (Piece)					
	Drawing No.			LZT 300	LZT 304	LZT 350	LZT 354	LZT400 /450/480 /500/520 /550	LZT404 /454/484 /504/524 /554
	<b>LZT304.58A.001</b>	Gear pump/ pipe and hydraulic output assembly①	油泵油管滤清器总成	1	1	1			
1	<b>GB/T 5783</b>	Hexagon head bolt - Full thread M8*30 - Zn.D	全螺纹螺栓M8*30-Zn.D	4	4	4			0.45
2	<b>GB/T 93</b>	Single coil spring lock washer 8 - Normal type	弹性垫圈8-Zn.D	18	18	18			0.1
3	<b>GB 3452.1</b>	O - seal ring 15*2.65G	O形圈15×2.65G	2	2	2			0.7
4	<b>LZT300.58A.020</b>	Gear pump	齿轮泵	1	1	1			220
5	<b>LZT300.58.102</b>	Cross slider		1	1	1			10.5
6	<b>GB 3452.1</b>	O - seal ring 19*2.65G	O形圈19×2.65G	1	1	1			1
7	<b>GB/T 5783</b>	Hexagon head bolt - Full thread M8*45 - Zn.D	全螺纹螺栓M8X45-Zn.D	2	2	2			0.55
8	<b>LZT300.58A.014</b>	Oil suction pipe weldment (short)	吸油短管焊合	1	1	1			18
9	<b>ZBJ 15001</b>	Keeper	喉箍	4	4	4			2
10	<b>LZT300.58A.104</b>	Oil suction rubber pipe	吸油胶管	2	2	2			5
11	<b>LZT300.58A.050</b>	Oil filter assembly	滤清器总成	1	1	1			110
12	<b>GB/T 5783</b>	Hexagon head bolt - Full thread M8*20 - Zn.D	全螺纹螺栓M8X26-Zn.D	2	2	2			0.35
13	<b>GB/T 97.1</b>	Plain washer - Product grade A 8 - Zn.D	平垫圈8-A级	2	2	2			0.1
14	<b>GB/T 6170</b>	Hexagon nut, style 1 M6- Zn.D	1型螺母M6-Zn.D	3	3	3			0.2

续表1 Continued One

15	GB/T 93	Single coil spring lock washer 6 - Normal type	弹性垫圈6-Zn.D	3	3	3			0.1
16	LZT300.58.013	Pipe clamp and rubber cushion	油管夹与胶垫胶合	6	6	6			3.5
17	GB/T 5783	Hexagon head bolt - Full thread M6*30 - Zn.D	全螺纹螺栓M6*30-Zn.D	3	3	3			0.3
18	LZT300.58A.012	Oil suction pipe weldment (long)	吸油长管焊合	1	1	1			35
19	LZT304.58A.020	Multi - way valve oil intake pipe assembly - 3	多路阀进油管总成-3	1	1	1			39
20	LZT700.58A.101	Direct joint of clip - type	卡套式端直通接头体	3	3	3			5
21	LZT354.58C.019	Multi - way valve oil intake pipe assembly - 2	多路阀进油管总成-2	1	1	1			25
22	LZT300.58.101	Hinged bolt	铰接螺栓	1	1	1			6.5
23	JB/T 982	Combined sealing washer 22	组合密封垫22	15	15	15			4
24	LZT354.58C.017	Multi - way valve oil intake pipe assembly - 1	多路阀进油管总成-1	1	1	1			25
25	LZT654.58B.102	Direct joint of clip - type 1	卡套式端直通接头体1	5	5	5			5
26	LZT654.58.102	Hollow bolt - 1	空心螺栓1	1	1	1			6.5
27	LZT354.58C.016	Multi - way valve oil return pipe assembly - 1	多路阀回油管总成	1	1	1			27
28	LZT654.58B.020	Multi - way valve assembly DF250F1	多路阀总成DF250F1	1	1	1			870
29	LZT654.58C.015	Multi - way valve oil outlet pipe assembly - 1	多路阀输出油管总成-1	1	1	1			26
30	LZT354.58A.018	Multi - way valve oil outlet pipe assembly - 2	多路阀输出油管总成-2	1	1	1			32
<p>Note:① Adopt Model Lijia SL 2105 engine, two - way hydraulic output. 配力佳2105发动机带二路多路阀</p>									

58A 油泵油管液压输出总成 - 2 (LZT304)

58A Gear Pump/Pipe and Hydraulic Output Assembly - 2 (LZT304)



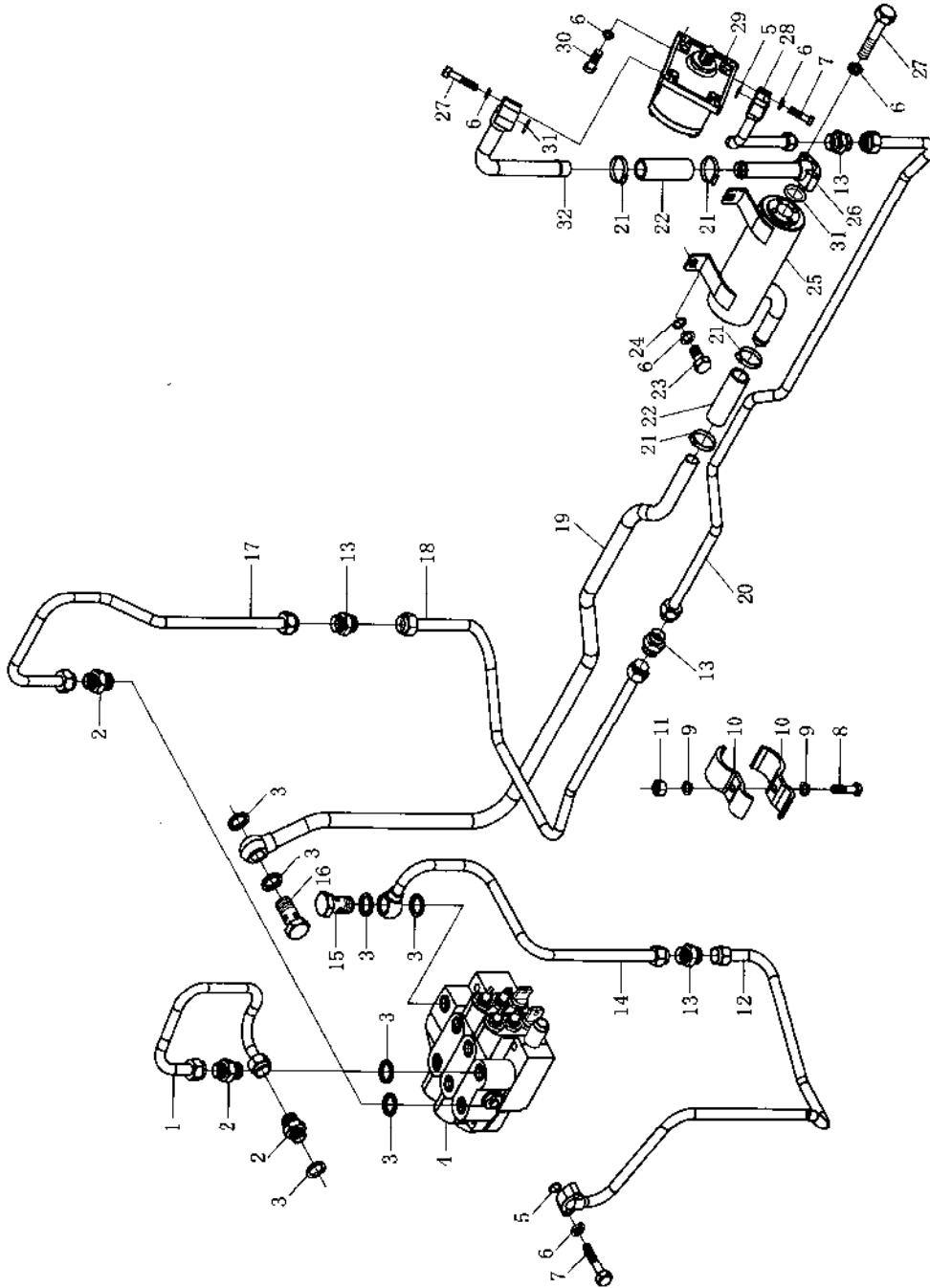
**58A油泵油管滤清器总成**  
**Gear Pump/ Pipe and Hydraulic Output Assembly - 2 (LZT304)**

序号 No.	零部件代号	Part Name and Standards	零部件名称 及规格	适用机型和用量 (件) Applied Tractor Models and Qty. (Piece)					
	Drawing No.			LZT 300	LZT 304	LZT 350	LZT 354	LZT400 /450/480 /500/520 /550	LZT404 /454/484 /504/524 /554
	<b>LZT304.58A.001</b>	Gear pump/ pipe and hydraulic output assembly	油泵油管滤清器总成						
1	<b>LZT354.58A.103</b>	Dust cover	防尘盖	4	4	4	4		3
2	<b>LZT354.58A.030</b>	Snap joint	英制快换接头	4	4	4	4		85
3	<b>LZT354.58A.104</b>	Oil pipe joint	英制油管接头	4	4	4	4		12
4	<b>GB/T 6173</b>	Hexagon head bolt with fine pitch thread M22*1.5-Zn.D	薄螺母-细牙M22×1.5-Zn.D	4	4	4	4		3
5	<b>GB/T 5783</b>	Hexagon head bolt - Full thread M8*25-Zn.D	全螺纹螺栓M8X25-Zn.D	4	4	4	4		0.4
6	<b>GB/T 93</b>	Single coil spring lock washer 6 - Normal type - Zn.D	弹性垫圈6	18	18	18	18		0.1
7	<b>LZT654.58.110</b>	Hollow bolt - 2	空心螺栓-2	2	2	2	2		6.5
8	<b>LZT354.58A.016</b>	Multi- way valve oil outlet pipe assembly - 1	多路阀输出油管总成-1	1	1	1	1		22
9	<b>LZT654.58.109</b>	Thick washer - 1	厚垫圈-1	2	2	2	2		0.5
10	<b>GB/T 5782</b>	Hexagon heda bolt M10*70- Zn.D	螺栓M10×70-Zn.D	3	3	3	3		0.1
11	<b>GB/T 93</b>	Single coil spring lock washer - Normal type 10	弹性垫圈10	4	4	4	4		0.1
12	<b>GB/T 6170</b>	Hexagon nut, style 1 M10	1型螺母M10	3	3	3	3		0.35

续表1 Continued One

13	LZT354.58A.022a	Fixed bracket weldment of multi - way valve	多路阀固定支架 焊接	1	1	1	1		19
14	GB/T 5783	Hexagon head bolt - Full thread M10*16- Zn.D	全螺纹螺栓M10X 16-Zn. D	1	1	1	1		0.3
15	LZT354.58A.101	Spacer briquet	垫块	2	2	2	2		1
16	GB/T 91	Split pin 2*12 - Zn.D	开口销2X12- Zn.D	6	6	6	6		0.2
17	LZT 654.58.103	Joint plate	联接板	4	4	4	4		1.5
18	LZT354.58C.014	Control handle weldment	操纵手柄焊接	2	2	2	2		14
19	GB/T 882	Clevis pin with head B6*26 - Zn.D	销轴B6×26- Zn. D	4	4	4	4		0.8
20	GB/T 882	Clevis pin with head B6*20- Zn.D	销轴B6×20- Zn. D	2	2	2	2		0.8
21	LZT65.57.013	Handle end assembly	手柄头总成	2	2	2	2		7
22	JB/T 982	combined sealing washer 22	组合密封垫22	15	15	15	15		0.3
23	LZT654.58B.102	Direct joint of clip - type 1	卡套式端直通接 头体1	5	5	5	5		5
24	LZT354.58A.014	Multi - way valve oil outlet pipe assembly - 3	多路阀输出油管 总成-3	1	1	1	1		25
25	LZT354.58A.017	Multi - way valve oil outlet pipe assembly - 2	多路阀输出油管 总成-2	1	1	1	1		25
26	LZT354.58A.015	Multi - way valve oil outlet pipe assembly - 4	多路阀输出油管 总成-4	1	1	1	1		25
27	LZT354.58A.111a	Fixed bracket of snap joint	快换接头固定支 架	1	1	1	1		13
28	GB 3452.1	O - seal ring 12.5*2.65G	O形圈12.5×2.6 5G	4	4	4	4		0.7
29	LZT354.58A.102	Oil pipe joint	油管接头	4	4	4	4		8
30	LZT654.58.106a	Washer	垫圈	4	4	4	4		1.5
31	ft704.58C.010	Snap joint	快换接头	4	4	4	4		67
32	LZT654.58.155	Dust cover	防尘盖	4	4	4	4		3

58A 油泵油管液压输出总成 - 1 (LZT354)  
 58A Gear Pump/Pipe and Hydraulic Output Assembly - 1 (LZT354)



**58A油泵油管滤清器总成**  
**Gear Pump/ Pipe and Hydraulic Output Assembly - 1 (LZT354)**

序号 No.	零部件代号	Part Name and Standards	零部件名称及 规格	适用机型和用量 (件) Applied Tractor Models and Qty. (Piece)					
	Drawing No.			LZT 300	LZT 304	LZT 350	LZT 354	LZT400 /450/480 /500/520 /550	LZT404 /454/484 /504/524 /554
	<b>LZT354.58A.001</b>	Gear pump/ pipe and hydraulic output assembly①	油泵油管滤清器总成	1	1	1	1		
1	<b>LZT354.58C.016</b>	Multi- way valve oil return pipe assembly	多路阀回油管总成	1	1	1	1		27
2	<b>LZT654.58B.102</b>	Direct joint of clip - type	卡套式端直通接头体	5	5	5	5		5
3	<b>JB/T 982</b>	Combined sealing washer 22	组合密封垫22	11	11	11	11		4
4	<b>LZT654.58B.020</b>	Multi- way valve assembly DF250F1	多路阀总成DF250F1	1	1	1	1		870
5	<b>GB 3452.1</b>	O - seal ring 15*2.65G	O形圈15×2.65G	2	2	2	2		0.7
6	<b>GB/T 93</b>	Single coil spring lock washer 8 - Normal type	弹性垫圈8-Zn.D	18	18	18	18		0.1
7	<b>GB/T 5783</b>	Hexagon head bolt - Full thread M8*30-Zn.D	全螺纹螺栓M8*30-Zn.D	4	4	4	4		0.45
8	<b>GB/T 5783</b>	Hexagon head bolt - Full thread M6*30-Zn.D	全螺纹螺栓M6*30-Zn.D	3	3	3	3		0.3
9	<b>GB/T 93</b>	Single coil spring lock washer 6 - Normal type	弹性垫圈6-Zn.D	6	6	6	6		0.1
10	<b>LZT300.58.013</b>	Pipe clamp and rubber cushion	油管夹与胶垫胶合	6	6	6	6		3.5
11	<b>GB/T 6170</b>	Hexagon nut, style 1 M6-Zn.D	1型螺母M6-Zn.D	3	3	3	3		0.2
12	<b>LZT354.58A.018</b>	Multi - way valve oil outlet pipe assembly - 2	多路阀输出油管总成-2	1	1	1	1		32
13	<b>LZT700.58A.101</b>	Direct joint of clip - type	卡套式端直通接头体	4	4	4	4		5

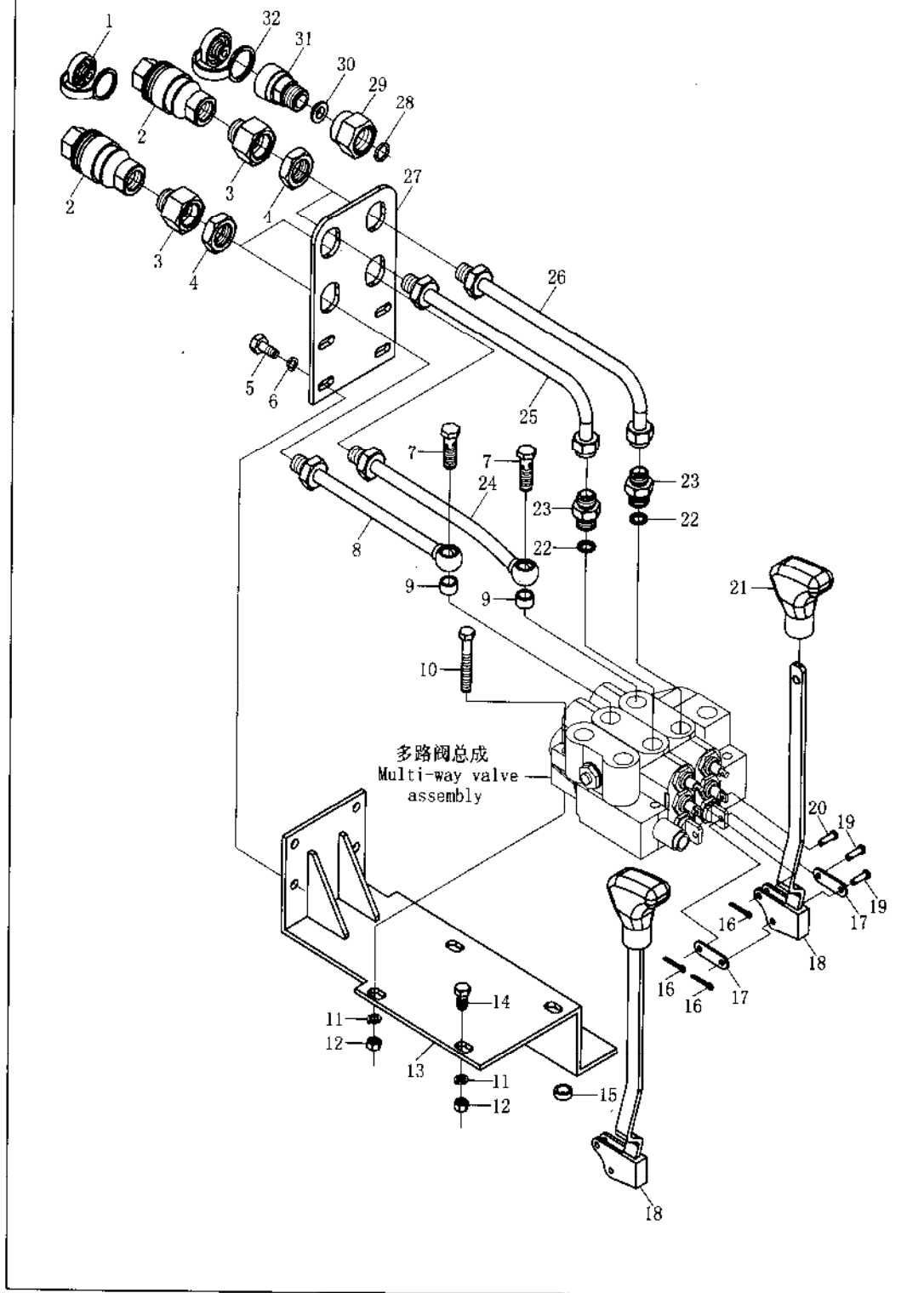


续表1 Continued One

14	LZT354.58C.015	Multi - way valve oil outlet pipe assembly - 1	多路阀输出油管总成-1	1	1	1	1		26
15	LZT654.58.107	Hollow bolt - 1	空心螺栓-1	1	1	1	1		6.5
16	LZT300.58.101	Hinged bolt	铰接螺栓	1	1	1	1		6.5
17	LZT354.58C.017	Multi - way valve oil intake pipe assembly - 1	多路阀进油管总成-1	1	1	1	1		25
18	LZT354.58C.019	Multi - way valve oil intake pipe assembly - 2	多路阀进油管总成-2	1	1	1	1		25
19	LZT300.58B.012	Oil suction long pipe weldment	吸油长管焊接	1	1	1	1		35
20	LZT354.58A.020	Multi - way valve oil intake pipe assembly - 3	多路阀进油管总成-3	1	1	1	1		39
21	ZBJ 15001	Keeper d32	喉箍D32	4	4	4	4		2
22	LZT300.58A.104	Oil suction rubber pipe	吸油胶管	2	2	2	2		5
23	GB/T 5783	Hexagon head bolt - Full thread M8*20-Zn.D	全螺纹螺栓M8X20-Zn.D	2	2	2	2		0.35
24	GB/T 97.1	Plain washer - Product grade A 8 - Zn.D	平垫圈8-A级	2	2	2	2		0.1
25	LZT 300.58B.040	Oil filter assembly	滤清器总成	1	1	1	1		110
26	LZT 300.58B.014	Oil suction short pipe weldment - 1	吸油短管焊接-1	1	1	1	1		68
27	GB/T 5783	Hexagon head bolt - Full thread M8*45-Zn.D	全螺纹螺栓M8X45-Zn.D	4	4	4	4		0.55
28	LZT300.58B.013	Pressure oil pipe weldment - 2	压力油管焊接-2	1	1	1	1		18
29	LZT300.58B.010	Gear pump	齿轮泵	1	1	1	1		220
30	GB/T 5783	Hexagon head bolt - Full thread M8*35-Zn.D	全螺纹螺栓M8X35-Zn.D	4	4	4	4		0.45
31	GB 3452.1	O seal ring 19*2.65G	O形圈19×2.65G	2	2	2	2		1
32	LZT300.58B.015	Oil suction short pipe weldment - 2	吸油短管焊接-2	1	1	1	1		18

Note:①Adopt Model Jiangdong TY395 engine, two - way hydraulic output  
配江动TY395发动机 配二路液压输出

58A 油泵油管液压输出总成 - 2 (LZT354)  
 58A Gear Pump/Pipe and Hydraulic Output Assembly - 2 (LZT354)



**58A 油泵油管滤清器总成**  
**Gear Pump/ Pipe and Hydraulic Output Assembly - 2 (LZT354)**

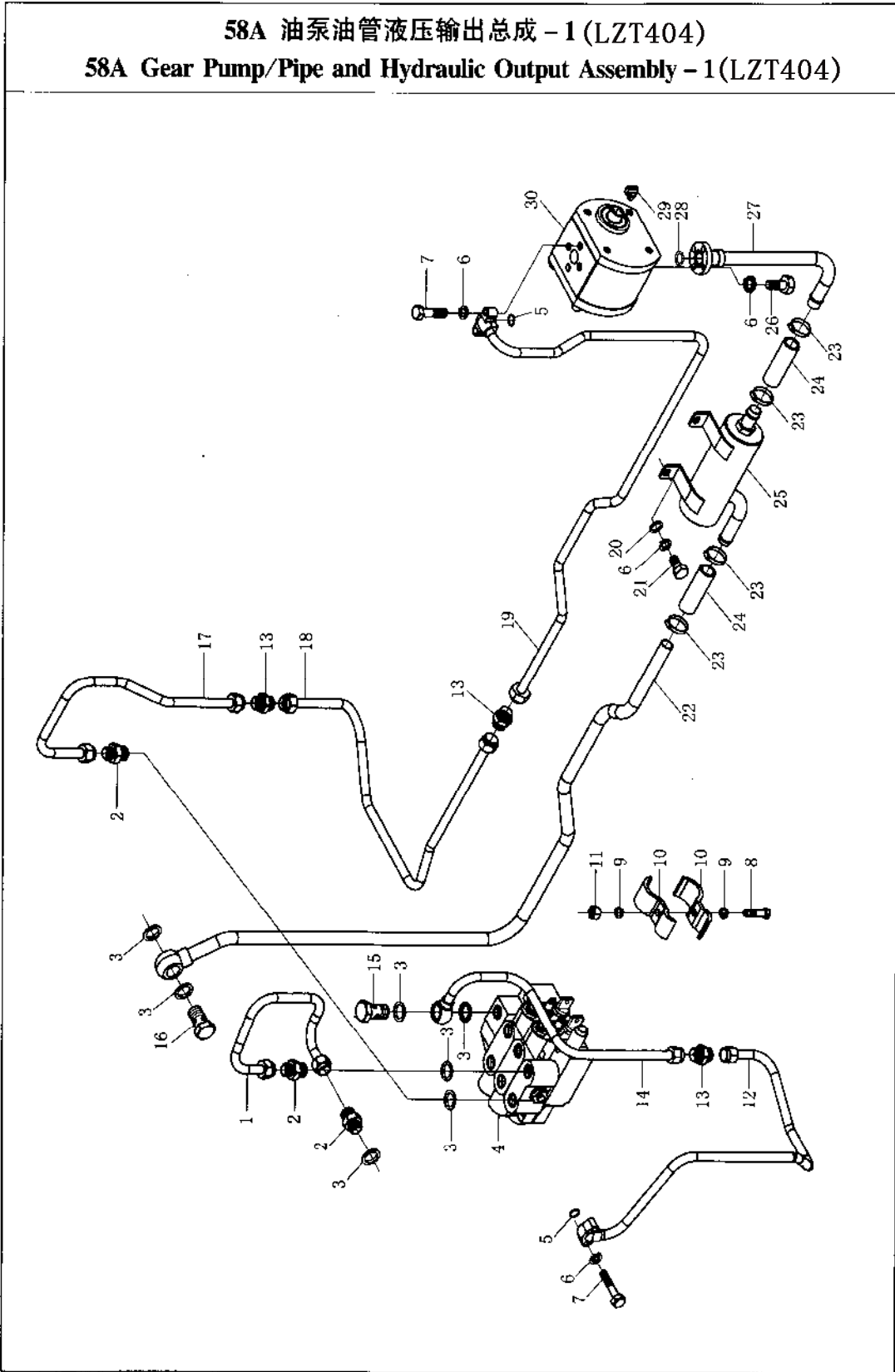
序号 No.	零部件代号	Part Name and Standards	零部件名称及 规格	适用机型和用量 (件) Applied Tractor Models and Qty. (Piece)					
	Drawing No.			LZT 300	LZT 304	LZT 350	LZT 354	LZT400 /450/480 /500/520 /550	LZT404 /454/484 /504/524 /554
	<b>LZT354.58A.001</b>	Gear pump/ pipe and hydraulic output assembly	油泵油管滤清器总成						
1	<b>LZT354.58A.103</b>	Dust cover	防尘盖	4	4	4	4		3
2	<b>LZT354.58A.030</b>	Snap joint	英制快换接头	4	4	4	4		85
3	<b>LZT354.58A.104</b>	Oil pipe joint	英制油管接头	4	4	4	4		12
4	<b>GB/T 6173</b>	Hexagon head bolt with fine pitch thread M22*1.5-Zn.D	薄螺母-细牙M22×1.5-Zn. D	4	4	4	4		3
5	<b>GB/T 5783</b>	Hexagon head bolt - Full thread M8*25-Zn.D	全螺纹螺栓M8X25-Zn. D	4	4	4	4		0.4
6	<b>GB/T 93</b>	Single coil spring lock washer - Normal type 8-Zn.D	弹性垫圈6	18	18	18	18		0.1
7	<b>LZT654.58.110</b>	Hollow bolt - 2	空心螺栓-2	2	2	2	2		6.5
8	<b>LZT354.58A.016</b>	Multi - way valve oil outlet pipe assembly - 1	多路阀输出油管总成-1	1	1	1	1		22
9	<b>LZT354.58.109</b>	Thick washer - 1	厚垫圈-1	2	2	2	2		0.5
10	<b>GB/T 5782</b>	Hexagon head bolt M10*70 - Zn.D	螺栓M10×70-Zn. D	3	3	3	3		1.5
11	<b>GB/T 93</b>	Single coil spring lock washer 10-Normal type	弹性垫圈10	4	4	4	4		0.1
12	<b>GB/T 6170</b>	Hexagon nut, style 1 M10	1型螺母M10	3	3	3	3		0.35

续表1 Continued One

13	LZT 354.58A.022a	Fixed bracket weldmet of multi - way valve	多路阀固定支架 焊接	1	1	1	1		19
14	GB/T 5783	Hexagon head bolt - Full thread M10*16-Zn.D	全螺纹螺栓M10X16-Zn. D	1	1	1	1		0.3
15	LZT 354.58C.101	Spacer brique	垫块	2	2	2	2		1
16	GB/T 91	Split pin 2*12 - Zn.D	开口销2X12-Zn.D	6	6	6	6		0.2
17	LZT654.58.103	Joint plate	联接板	4	4	4	4		1.5
18	LZT354.58C.014	Control handle weldment	操纵手柄焊接	2	2	2	2		14
19	GB/T 882	Clevis pin with head B6*26 - Zn.D	销轴B6×26-Zn. D	2	2	2	2		0.3
20	GB/T 882	Clevis pin with head B6*20 - Zn.D	销轴B6×20-Zn. D	4	4	4	4		0.3
21	LZT 65.57.013	Handle end assembly	手柄头总成	2	2	2	2		7
22	JB/T 982	Combined sealing washer 22	组合密封垫22	15	15	15	15		4
23	LZT 654.58B.102	Direct joint of clip - type (1)	卡套式端直通接头体1	5	5	5	5		5
24	LZT654.58A.014	Multi - way valve oil outlet pipe assembly - 3	多路阀输出油管总成-3	1	1	1	1		25
25	LZT 654.58A.017	Multi - way valve oil outlet pipe assembly - 2	多路阀输出油管总成-2	1	1	1	1		25
26	LZT 654.58A.015	Multi - way valve oil outlet pipe assembly - 4	多路阀输出油管总成-4	1	1	1	1		25
27	LZT 654.58A.111a	Fixed bracket of snap joint	快换接头固定支架	1	1	1	1		13
28	GB3452.1	O - seal ring 12.5*2.65G	O形圈12.5×2.65G	4	4	4	4		0.7
29	LZT354.58A.102	Oil pipe joint	油管接头	4	4	4	4		8
30	LZT654.58.106a	Washer	垫圈	4	4	4	4		1.5
31	LZT704.58C.010	Snap joint	快换接头	4	4	4	4		67
32	LZT654.58.155	Dust cover	防尘盖	4	4	4	4		3

58A 油泵油管液压输出总成 - 1 (LZT404)

58A Gear Pump/Pipe and Hydraulic Output Assembly - 1(LZT404)



**58A油泵油管滤清器总成**  
**Gear Pump/ Pipe and Hydraulic Output Assembly - 1(LZT404)**

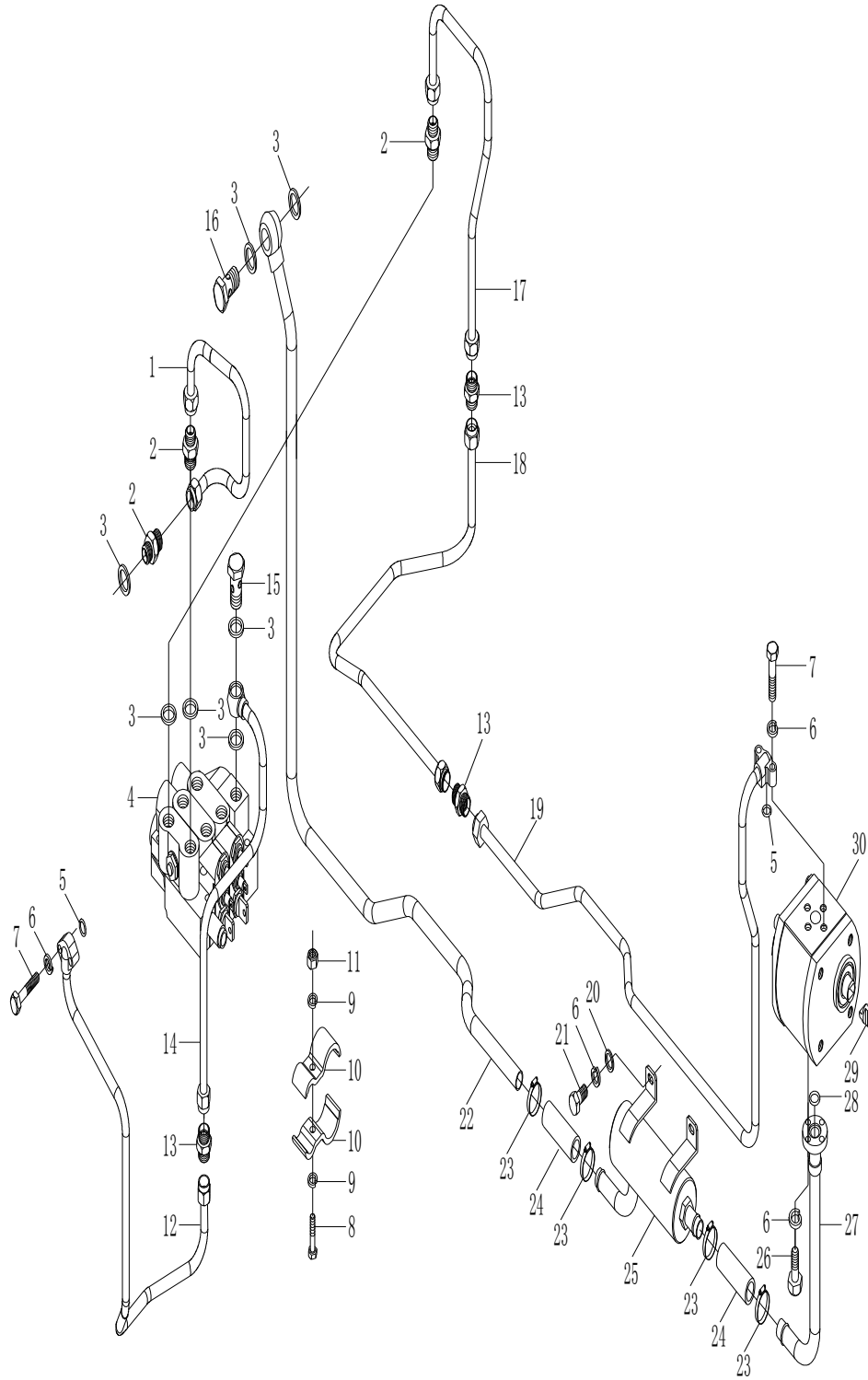
序号 No.	零部件代号	Part Name and Standards	零部件名称及 规格	适用机型和用量 (件) Applied Tractor Models and Qty. (Piece)					
	Drawing No.			LZT 300	LZT 304	LZT 350	LZT 354	LZT400 /450/480 /500/520 /550	LZT404 /454/484 /504/524 /554
	<b>LZT404.58.001</b>	Gear pump/pipe and hydraulic output assembly ①	油泵油管滤清器总成				1	1	
1	<b>LZT354.58C.016</b>	Multi - way valve oil return pipe assembly	多路阀回油管总成				1	1	27
2	<b>LZT654.58B.102</b>	Direct joint of clip - type	卡套式端直通接头体				3	3	5
3	<b>JB/T 982</b>	Combined sealing washer 22	组合密封垫22				15	15	4
4	<b>LZT654.58B.020</b>	Multi - way valve assembly DF250F1	多路阀总成DF250F1				1	1	870
5	<b>GB 3452.1</b>	O - seal ring 15*2.65G	O形圈15×2.65G				2	2	0.8
6	<b>GB/T 93</b>	Single coil spring lock washer 8 - Normal type	弹性垫圈8-Zn.D				18	18	0.1
7	<b>GB/T 5783</b>	Hexagon head bolt - Full thread M8*30-Zn.D	全螺纹螺栓M8*30-Zn.D				4	4	0.45
8	<b>GB/T 5783</b>	Hexagon head bolt - Full thread M6*30-Zn.D	全螺纹螺栓M6*30-Zn.D				3	3	0.3
9	<b>GB/T 93</b>	Single coil spring lock washer 6 - Normal type	弹性垫圈6-Zn.D				6	6	0.1
10	<b>LZT300.58.013</b>	Pipe clamp and rubber cushion	油管夹与胶垫胶合				6	6	3.5
11	<b>GB/T 6170</b>	Hexagon nut, style 1 M6-Zn.D	1型螺母M6-Zn.D				3	3	0.2
12	<b>LZT354.58A.018</b>	Multi - way valve oil outlet pipe assembly 2	多路阀输出油管总成-2				1	1	32
13	<b>LZT700.58A.101</b>	Direct joint of clip - type	卡套式端直通接头体				3	3	5

续表1 Continued One

14	LZT354.58C.015	Multi - way valve oil outlet pipe assembly - 1	多路阀输出油管总成-1				1	1	26
15	LZT654.58.107	Hollow bolt - 1	空心螺栓-1				1	1	6.5
16	LZT300.58.101	Hinged bolt	铰接螺栓				1	1	6.5
17	LZT354.58C.017	Multi - way valve oil intake pipe assembly - 1	多路阀进油管总成-1				1	1	25
18	LZT354.58C.019	Multi - way valve oil intake pipe assembly - 2	多路阀进油管总成-2				1	1	25
19	LZT404.58A.020	Multi - way valve oil intake pipe assembly - 3	多路阀进油管总成-3				1	1	25
20	GB/T 97.1	Plain washer - Product grade A 8 - Zn.D	平垫圈8-A级				2	2	0.1
21	GB/T 5783	Hexagon head bolt - Full thread M8*25- Zn.D	全螺纹螺栓M8X 25-Zn.D				2	2	0.4
22	LZT300.58A.012	Oil suction long pipe weldment	吸油长管焊合				1	1	35
23	ZBJ 15001	Keeper d32	喉箍D32				4	4	2
24	LZT300.58A.104	Oil suction rubber pipe	吸油胶管				2	2	5
25	LZT400.58A.040	Oil filter assembly	滤清器总成				1	1	110
26	GB/T 5783	Hexagon head bolt - Full thread M8*25- Zn.D	全螺纹螺栓M8X 45-Zn.D				4	4	0.4
27	LZT400.58A.015	Oil suction short pipe weldment	吸油短管焊合				1	1	18
28	GB 3452.1	O - seal ring 19*2.65G	O形圈19×2.65G				1	1	1
29	LZT300.58.102	Cross slider	十字滑块				1	1	10.5
30	LZT300.58A.020	Gear pump	齿轮泵				1	1	220

Note:① Adopt Model Lijia SL3105 engine, two-way hydraulic output 力佳3105发动机 配二路阀。

404.58A 油泵油滤油管总成



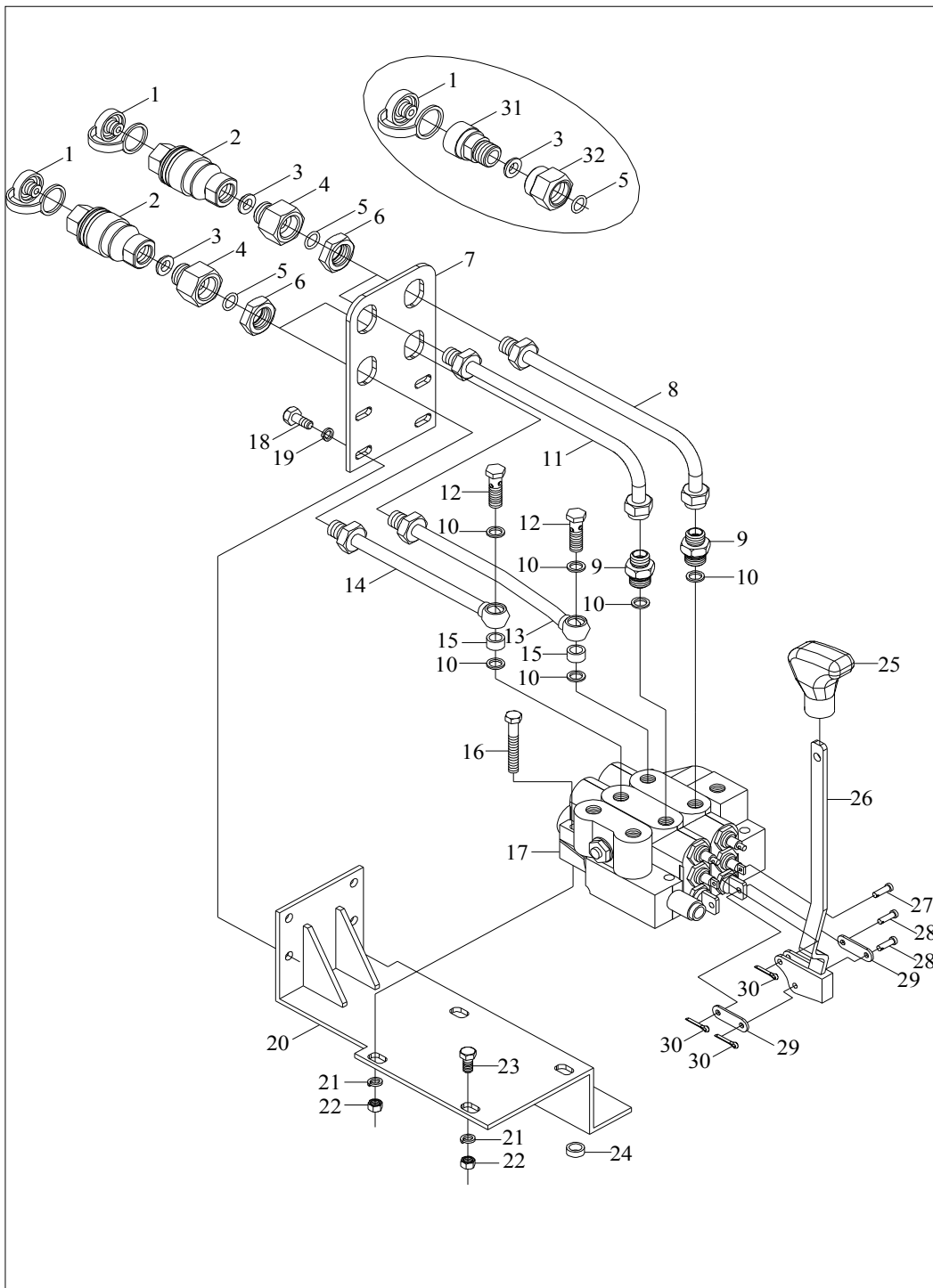


58A 油泵油管滤清器总成									
Gear Pump/ Pipe and Hydraulic Output Assembly - 2 (LZT404)									
序号 No.	零部件代号	Part Name and Standards	零部件名称及 规格	适用机型和用量 (件) Applied Tractor Models and Qty. (Piece)					
	Drawing No.			LZT 300	LZT 304	LZT 350	LZT 354	LZT400 /450/480 /500/520 /550	LZT404 /454/484 /504/524 /554
	LZT404.58A.001	Gear Pump/ pipe and Hydraulic Output Assembly	油泵油管滤清器总成						
1	LZT354.58A.103	Dust cover	防尘盖				4	4	3
2	LZT354.58A.030	Snap joint	英制快换接头				4	4	85
3	LZT354.58A.104	Oil pipe joint	英制油管接头				4	4	12
4	GB/T 6173	Hexagon head bolt with fine pitch thread M22*1.5-Zn.D	薄螺母-细牙M22×1.5-Zn.D				4	4	3
5	GB/T 5783	Hexagon head bolt - full thread M8*25-Zn.D	全螺纹螺栓M8X25-Zn.D				4	4	0.4
6	GB/T 93	Single coil spring lock washer - Normal type 8-Zn.D	弹性垫圈8				18	18	0.1
7	LZT654.58.110	Hollow bolt - 2	空心螺栓-2				2	2	6.5
8	LZT354.58A.016	Multi - way valve oil outlet pipe assembly - 1	多路阀输出油管总成-1				1	1	22
9	LZT354.58.109	Thick washer - 1	厚垫圈-1				2	2	0.5
10	GB/T 5782	Hexagon head bolt M10*70-Zn.D	螺栓M10×70-Zn.D				3	3	1.5
11	GB/T 93	Single coil spring lock washer - Normal type 10	弹性垫圈10				4	4	0.1
12	GB/T 6170	Hexagon nut, style 1 M 10	1型螺母M10				3	3	0.35

续表1 Continued One

13	LZT354.58A.022a	Fixed bracket weldment of multi - way valve	多路阀固定支架 焊接				1	1	19
14	GB/T 5783	Hexagon head bolt - full thread M10*16-Zn.D	全螺纹螺栓M10X16-Zn. D				1	1	0.3
15	LZT354.58A.103	Spacer briquet	垫块				2	2	1
16	GB/T 91	Split pin 2*12 - Zn.D	开口销2X12-Zn.D				6	6	0.2
17	LZT654.58.103	Joint plate	联接板				4	4	1.5
18	LZT354.58C.014	Control handle weldment	操纵手柄焊接				2	2	14
19	GB/T 882	Clevis pin with head B6*26 - Zn.D	销轴B6×26-Zn. D				2	2	0.3
20	GB/T 882	Clevis pin with head B6*20 - Zn.D	销轴B6×20-Zn. D				4	4	0.3
21	LZT65.57.013	Handle end assembly	手柄头总成				2	2	7
22	JB/T 982	Combined sealing washer 22	组合密封垫22				15	15	4
23	LZT654.58B.102	Direct joint of clip - type (1)	卡套式端直通接头体1				5	5	5
24	LZT654.58A.014	Multi - way valve oil outlet pipe assembly 3	多路阀输出油管总成-3				1	1	25
25	LZT654.58A.017	Multi - way valve oil outlet pipe assembly 2	多路阀输出油管总成-2				1	1	25
26	LZT654.58A.015	Multi - way valve oil outlet pipe assembly 4	多路阀输出油管总成-4				1	1	25
27	LZT654.58A.111a	Fixed bracket of snap joint	快换接头固定支架				1	1	13
28	GB 3452.1	O - seal ring 12.5*2.65G	O形圈12.5×2.65G				4	4	0.7
29	LZT354.58A.102	Oil pipe joint	油管接头				4	4	8
30	LZT654.58.106a	Washer	垫圈				4	4	1.5
31	LZT704.58C.010	Snap joint	快换接头				4	4	67
32	LZT654.58.155	Dust cover	防尘盖				4	4	3

# 油泵油管多路阀总成-1



### 58油泵油管多路阀总成-1

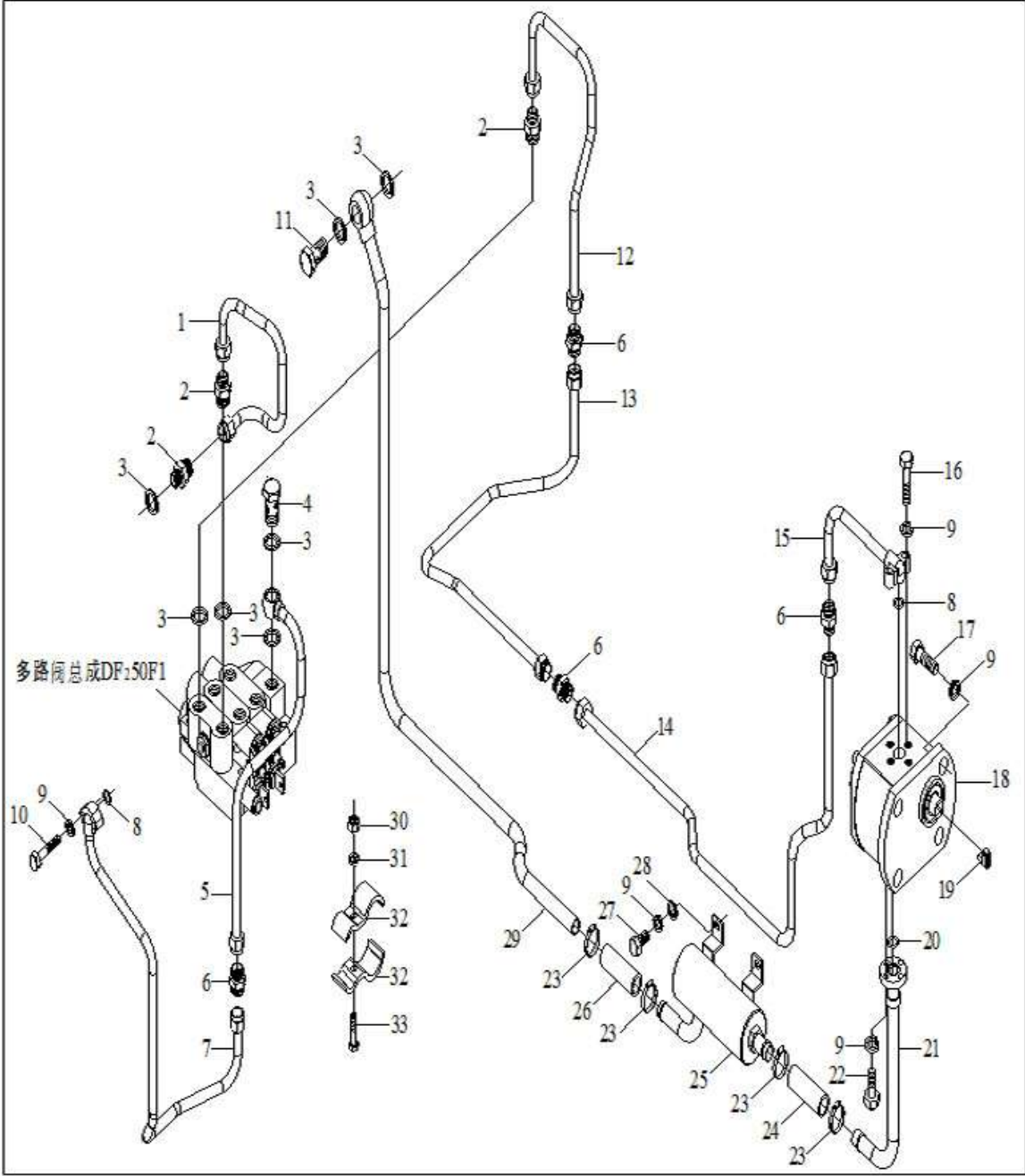
### Gear Pump/Pipe and Multi-way Valve Assembly-1

标号No.	零部件代号	Part Name and Standards	零部件名称及规格	适用机型和用量 (件) Applied Tractor Models and Qty. (Piece)						
	Drawing No.			LZT 300	LZT 304	LZT 350	LZT 354	LZT400 /450/480 /500/520 /550	LZT404 /454/484 /504/524 /554	
	LZT454. 58. 001	Gear Pump/Pipe and Multi-way Valve Assembly	油泵油管多路阀总成①							1
	LZT404. 58X. 001	Gear Pump/Pipe and Multi-way Valve Assembly	油泵油管多路阀总成②							1
1	LZT354. 58A. 103	Dust cover	防尘盖							4
2	LZT654. 58. 010	Snap joint	快换接头							4
3	LZT654. 58. 106a	Washer	垫圈							4
4	LZT354. 58A. 102a	Oil pipe joint	油管接头							4
5	GB3452. 1	O-seal ring 12.5*2.65G	O形圈12.5×2.65G							4
6	GB/T6173	Nut M22*1.5-Zn.D	螺母M22×1.5-Zn.D							4
7	LZT354. 58A. 111a	Fixed bracket of snap joint	快换接头固定支架							1
8	LZT354. 58A. 015	Multi-way valve oil outlet pipe assembly-4	多路阀输出油管总成-4							1
9	LZT654. 58B. 102	Direct joint of clip-type	卡套式端直通接头体1							5
10	JB/T982	Combined sealing washer 22	组合密封垫圈22							15
11	LZT354. 58A. 017	Multi-way valve oil outlet pipe assembly-2	多路阀输出油管总成-2							1
12	LZT654. 58. 110	Hollow bolt-2	空心螺栓-2							2
13	LZT354. 58A. 014	Multi-way valve oil outlet pipe assembly-3	多路阀输出油管总成-3							1

续表1 Continued One

14	LZT354. 58A. 016	Multi-way valve oil outlet pipe assembly-1	多路阀输出油管总成-1							1
15	LZT654. 58. 109	Thick washer-1	厚垫圈-1							2
16	GB/T5782	Bolt M10*70-Zn. D	螺栓M10×70-Zn. D							3
17	LZT654. 58B. 020	Multi-way valve assembly DF250F1	多路阀总成DF250F1							1
18	GB/T5782	Bolt M8*25-Zn. D	螺栓M8×25-Zn. D							8
19	GB/T93	Washer 8-Zn. D	垫圈8-Zn. D							18
20	LZT354. 58A. 022a	Fixed bracket weldment of multi-way valve	多路阀固定支架焊合							1
21	GB/T93	Washer 10-Zn. D	垫圈10-Zn. D							4
22	GB/T6170	Nut M10-Zn. D	螺母M10-Zn. D							3
23	GB/T5783	Bolt M10*16-Zn. D	螺栓M10×16-Zn. D							1
24	LZT354. 58A. 101	Spacer briquet	垫块							2
25	LZT65. 57. 013	Handle end assembly	手柄头总成							2
26	LZT354. 58C. 014	control handle weldment	操纵手柄焊合							2
27	GB/T882	Clevis pin with head B6×20-Zn. D	销轴B6×20-Zn. D							2
28	GB/T882	Clevis pin with head B6×26-Zn. D	销轴B6×26-Zn. D							4
29	LZT654. 57. 103	Joint plate	联接板							4
30	GB/T91	Pin 2*12	销2×12							6
31	LZT354. 58A. 030	Snap joint	英制快换接头							4
32	LZT354. 58A. 104	Oil pipe joint	英制油管接头							4

注：①配全柴495发动机；②配新昌490BT-20D发动机。②选装。  
 ① Adopt Model Quanchai495engine,② Adopt Model Xinchang490BT-20D engine



### 58油泵油管多路阀总成-2

### Gear Pump/Pipe and Multi-way Valve Assembly-2

标号No.	零部件代号	Part Name and Standards	零部件名称及规格	适用机型和用量 (件) Applied Tractor Models and Qty. (Piece)					
	Drawing No.			LZT 300	LZT 304	LZT 350	LZT 354	LZT400 /450/480 /500/520 /550	LZT404 /454/484 /504/524 /554
	LZT454.58.001	Gear Pump/Pipe and Multi-way Valve Assembly-1	油泵油管多路阀总成①						1
	LZT404.58X.001	Gear Pump/Pipe and Multi-way Valve Assembly-1	油泵油管多路阀总成②						1
1	LZT354.58C.013	Multi-way Valve oil return pipe assembly	多路阀回油管总成						1
2	LZT654.58B.102	Direct joint of clip-type 1	卡套式端直通接头1						5
3	JB/T982	Combined sealing washer 22	组合密封垫圈22						15
4	LZT654.58.107	Hollow bolt-1	空心螺栓-1						1
5	LZT354.58C.015	Multi-way Valve oil outlet pipe assembly-1	多路阀出油管总成-1						1
6	LZT700.58A.101	Direct joint of clip-type	卡套式直通接头						4
7	LZT454.58X.011	Multi-way Valve oil outlet pipe assembly	多路阀出油管总成						1
8	GB3452.1	O-seal ring 15*2.65G	O形橡胶密封圈15*2.65G						2
9	GB/T93	Washer 8-Zn.D	垫圈8-Zn.D						18
10	GB/T5783	Bolt M8*30-Zn.D	螺栓M8*30-Zn.D						4
11	LZT300.58.101	Hollow bolt	空心螺栓						1
12	LZT354.58C.017	Multi-way Valve oil intake pipe assembly-1	多路阀进油管总成-1						1

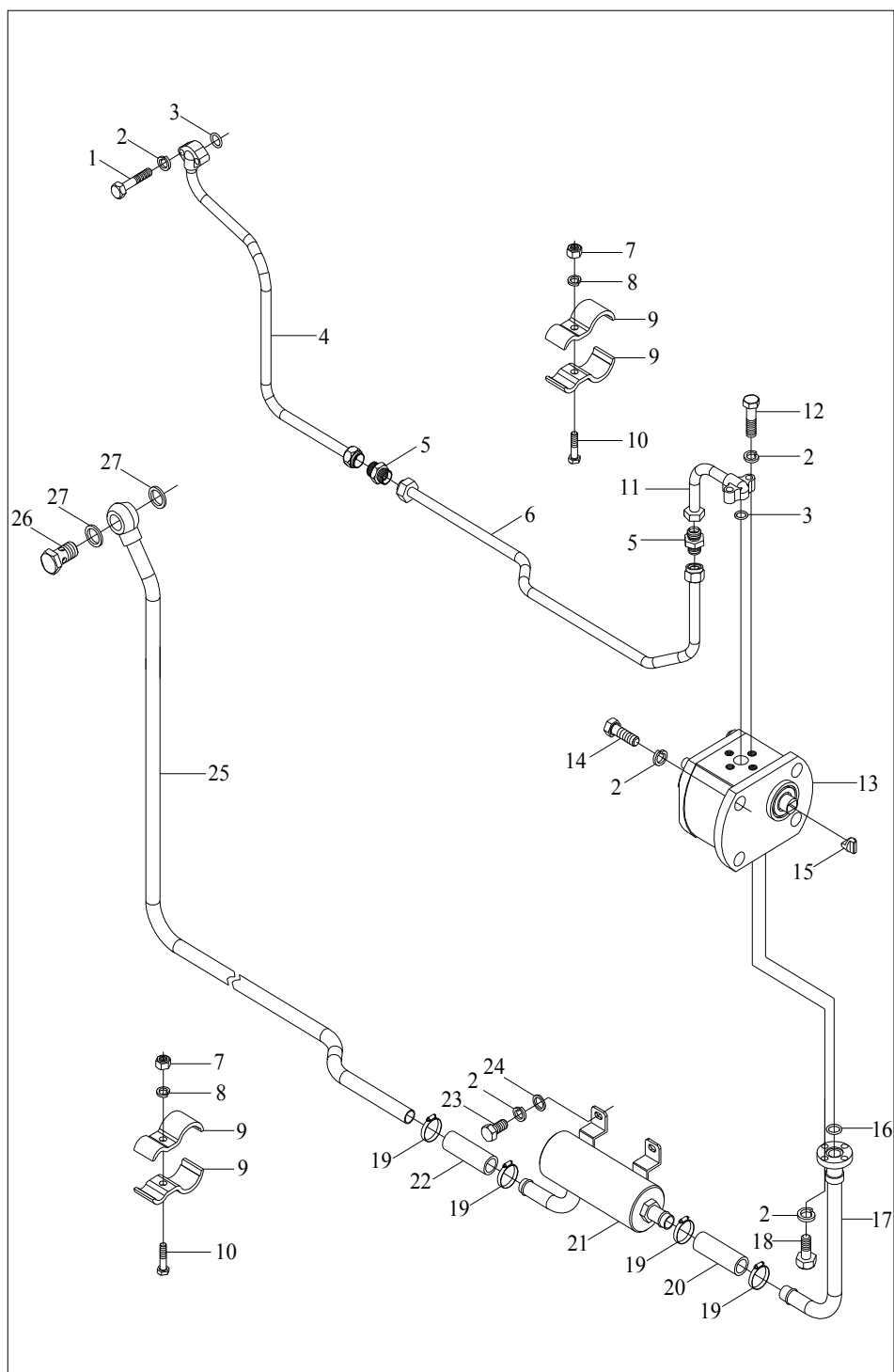
续表1 Continued One

13	LZT354.58C.019	Multi-way Valve oil intake pipe assembly-2	多路阀进油管总成-2							1
14	LZT450.58.012	Pressure oil pipe assembly	压力油管总成							1
	LZT404.58X.012	Multi-way Valve oil intake pipe assembly	多路阀进油管总成②							1
15	LZT404.58X.011	Pressure oil pipe assembly-1	压力油管总成-1							1
16	GB/T5783	Bolt M8*35-Zn.D	螺栓M8×35-Zn.D							2
17	GB/T97.1	Screw M8*35-Zn.D	螺钉M8×35-Zn.D							4
18	LZT304.58L.010	Gear pump	齿轮泵							1
19	LZT300.58.102	Cross slider	十字滑块							1
20	GB3452.1	O-seal ring 21.2*1.8G	O形橡胶密封圈21.2×1.8G							1
21	LZT400.58X.015	Oil suction short pipe weldment	吸油短管焊合							0
22	GB/T5783	Bolt M8*25-Zn.D	螺栓M8×25-Zn.D							8
23	ZBJ15001	Keeper d32	喉箍d32							4
24	LZT450.58.103	Oil suction rubber pipe	吸油软管							1
25	LZT454.58.040	Oil filter assembly	滤油器总成							1
	LZT400.58X.040	Oil filter assembly	滤油器总成②							1
26	LZT300.58A.104	Oil suction rubber pipe	吸油胶管							2
27	GB/T5783	Bolt M8*16-Zn.D	螺栓M8×16-Zn.D							2
28	GB/T95	Washer 8-Zn.D	垫圈8-Zn.D							2
29	LZT450.58.011	Oil suction pipe weldment	吸油管焊合							1
	LZT400.58X.013	Oil suction long pipe weldment	吸油长管焊合②							1
30	GB/T6170	Nut M6-Zn.D	螺母M6-Zn.D							3
31	GB/T93	Washer 6-Zn.D	垫圈6-Zn.D							3
32	LZT300.58.013	Pipe clamp and rubber cushion	油管夹与胶垫胶合							6
33	GB/T5783	Bolt M6*30-Zn.D	螺栓M6×30-Zn.D							3

注：①配全柴495发动机；②配新昌490BT-20D发动机。②选装。  
 ① Adopt Model Quanchai495engine,② Adopt Model Xinchang490BT-20D engine



### 油泵油管滤油器总成



**58油泵油管滤油器总成**  
Gear Pump/Pipe and Oil Filter Assembly

标号No.	零部件代号	Part Name and Standards	零部件名称及规格	适用机型和用量 (件) Applied Tractor Models and Qty. (Piece)					
	Drawing No.			LZT 300	LZT 304	LZT 350	LZT 354	LZT400 /450/480 /500/520 /550	LZT404 /454/484 /504/524 /554
	LZT450.58.001	Gear Pump/Pipe and Oil Filter Assembly	油泵油管滤油器总成①					1	
	LZT400.58X.001	Gear Pump/Pipe and Oil Filter Assembly	油泵油管滤油器总成②					1	
1	GB/T5783	Bolt M8*30-Zn.D	螺栓M8×30-Zn.D					2	
2	GB/T93	Washer 8-Zn.D	垫圈8-Zn.D					14	
3	GB3452.1	O-seal ring 15*2.65	O形橡胶密封圈15×2.65G					2	
4	LZT450.58X.011	Pressure oil pipe assembly-1	压力油管总成-1					1	
	LZT300.58L.010	Oil suction pipe weldment	吸油管焊合②					1	
5	LZT700.58A.101	Direct joint of clip-type	卡套式直通接头体					2	
6	LZT454.58.012	Pressure oil pipe assembly	压力油管总成					1	
	LZT404.58X.012	Multi-way Valve oil intake pipe assembly	多路阀进油管总成②					1	
7	GB/T6170	Nut M6-Zn.D	螺母M6-Zn.D					3	
8	GB/T93	Washer 6-Zn.D	垫圈6-Zn.D					3	
9	LZT300.58.013	Pipe clamp and rubber cushion	油管夹与胶垫胶合					6	
10	GB/T5783	Bolt M6*30-Zn.D	螺栓M6×30-Zn.D					3	
11	LZT404.58X.011	Pressure oil pipe assembly-1	压力油管总成-1					1	

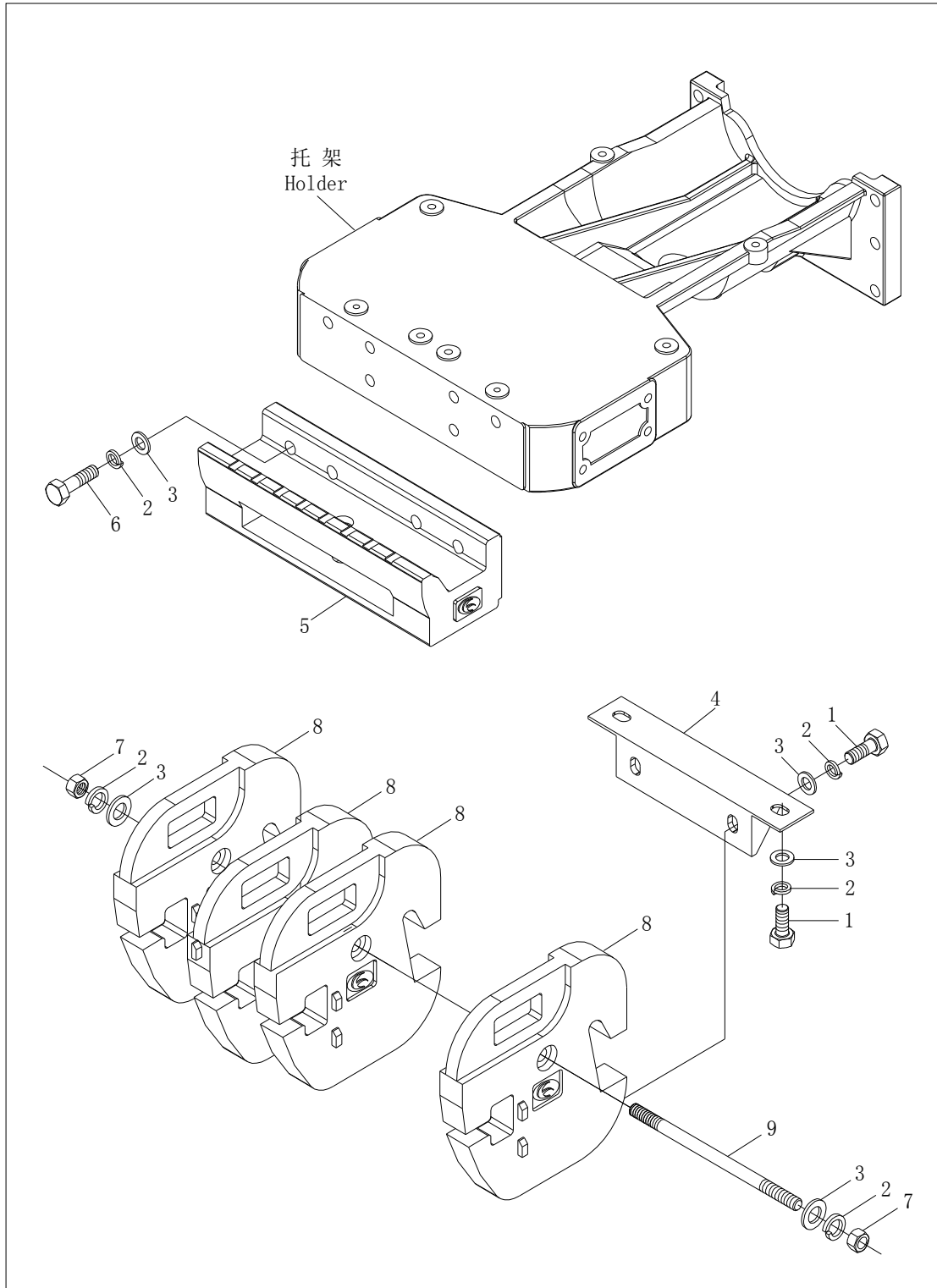
续表1 Continued One

12	GB/T5783	Bolt M8*35-Zn.D	螺栓M8×35-Zn.D					2	
13	LZT304.58L.010	Gear pump	齿轮泵					1	
14	GB/T70.1	Bolt M8*35-Zn.D	螺钉M8×35-Zn.D					4	
15	LZT300.58.102	Cross slider	十字滑块					1	
16	GB3452.1	O-seal ring 21.2*1.8G	O形橡胶密封圈2 1.2×1.8G					1	
17	LZT400.58X.015	Oil suction short pipe weldment	吸油短管焊合					1	
18	GB/T5783	Bolt M8*25-Zn.D	螺栓M8×25-Zn.D					4	
19	ZBJ15001	Keeper d32	喉箍d32					4	
20	LZT450.58.103	Oil suction rubber pipe	吸油软管					1	
21	LZT450.58.040	Oil Filter Assembly	滤油器总成					1	
	LZT400.58X.040	Oil Filter Assembly	滤油器总成②					1	
22	LZT300.58A.104	Oil suction rubber pipe	吸油胶管					1	
23	GB/T5783	Bolt M8*20-Zn.D	螺栓M8×20-Zn.D					2	
24	GB/T95	Washer 8-Zn.D	垫圈8-Zn.D					2	
25	LZT450.58.011	Oil suction pipe weldment	吸油管焊合					1	
	LZT400.58X.011	Oil suction long pipe weldment	吸油长管焊合②					1	
26	LZT300.58.101	Hollow bolt	空心螺栓					1	
27	JB/T982	Combined sealing washer 22	组合密封垫圈22					2	

注：①配全柴495发动机；②配新昌490BT-20D发动机。②选装。

① Adopt Model Quanchai495engine,② Adopt Model Xinchang490BT-20D engine

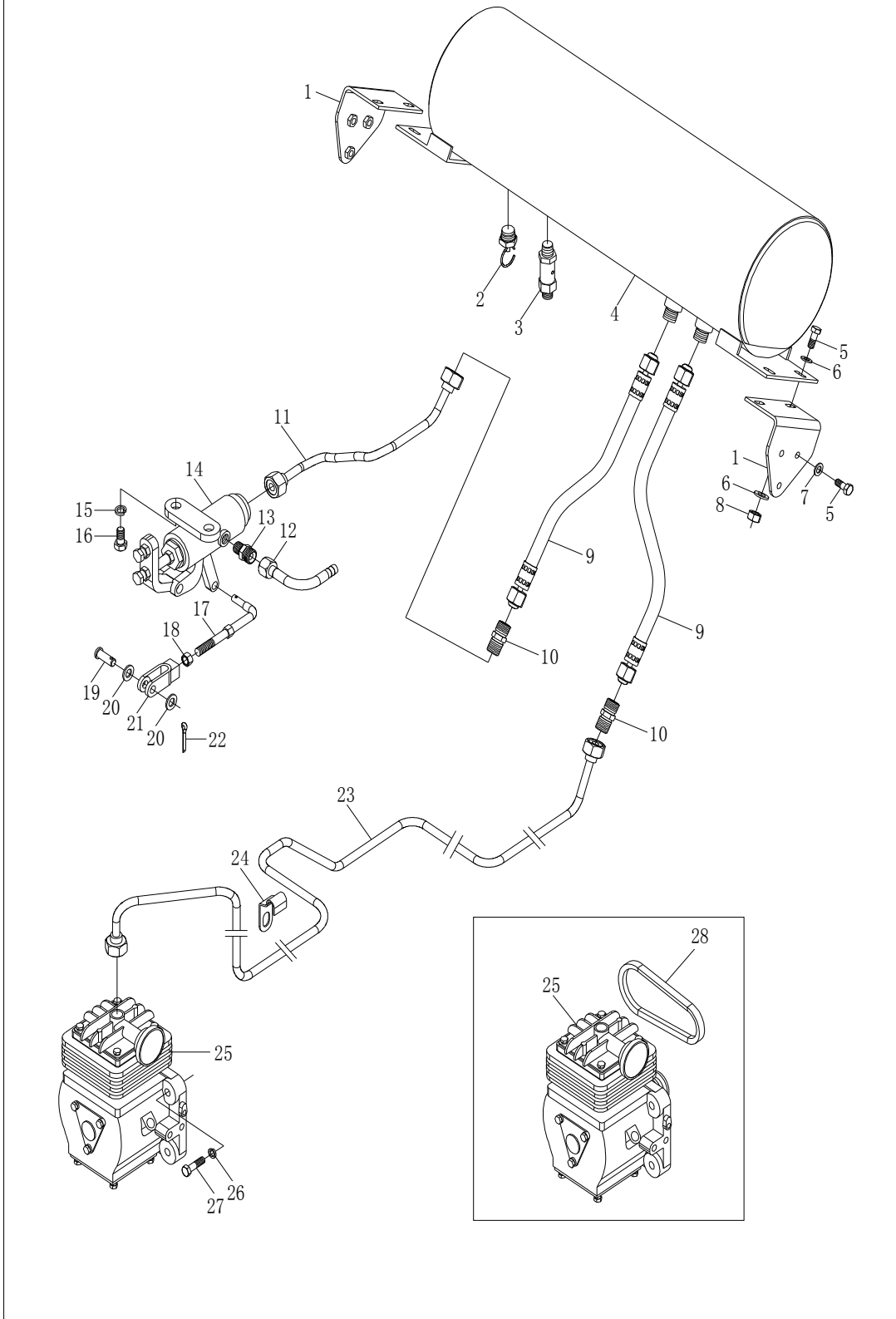
74 前配重总成



**74 前配重总成**  
**Front Ballast Bracket Assembly**

标号No.	零部件代号	Part Name and Standards	零部件名称及规格	适用机型和用量 (件) Applied Tractor Models and Qty. (Piece)						
	Drawing No.			LZT 300	LZT 304	LZT 350	LZT 354	LZT400 /450/480 /500/520 /550	LZT404 /454/484 /504/524 /554	
	<b>LZT 300.74A.001</b>	Front Ballast Bracket Assembly	前配重总成	1		1				
1	<b>GB/T 5783</b>	Hexagon head bolt-Full thread M6*35-Zn.D	全螺纹螺栓M6*35-Zn.D	4	4	4	4	4		4
2	<b>GB/T 93</b>	Single coil spring lock washer16 Normal type	弹性垫圈16	12	12	12	12	12		12
3	<b>GB/T 97.1</b>	Plain washer16-Product grade A	平垫圈16-A级	12	12	12	12	12		12
4	<b>LZT 300.74A.107</b>	Fixt bracket	固定架	1	1	1	1	1		1
5	<b>LZT 300.74A.101</b>	Front Ballast Bracket Assembly	前配重架总成	1	1	1	1	1		1
6	<b>GB/T 5780</b>	Hexagon head bolt-Product gradeCM16*50-Zn.D	螺栓-C级M6*50-Zn.D	6	6	6	6	6		6
7	<b>GB/T 6170</b>	Hexagon nut,style 1 M16-Zn.D	1型螺母 M16-Zn.D	2	2	2	42	2		2
8	<b>LZT 300.74A.106</b>	Ballast	配重块	4	6	4	6	6		8
9	<b>LZT 300.74A.108</b>	Connecting bolt	连接螺栓	1		1				
	<b>LZT 304.74A.108</b>	Connecting bolt	连接螺栓		1		1	1		
	<b>LZT 404.74A.108</b>	Connecting bolt	连接螺栓							1

# 80 气刹装置总成



## 80气刹装置总成 Pneumatic braking system assembly

标号No.	零部件代号	Part Name and Standards	零部件名称及规格	适用机型和用量 (件) Applied Tractor Models and Qty. (Piece)					
	Drawing No.			LZT 300	LZT 304	LZT 350	LZT 354	LZT400 /450/480 /500/520 /550	LZT404 /454/484 /504/524 /554
	LZT300.80.001	Pneumatic braking system assembly	气刹装置总成	1	1	1	1		
	LZT400.80A.001	Pneumatic braking system assembly	气刹装置总成					1	1
1	LZT300.80.036	Bracket welding assembly	支架焊接总成	2	2	2	2	2	2
2	LZT300.80.033	Water drain valve assembly	放水阀总成	1	1	1	1	1	1
3	LZT300.80.034	Safety valve assembly	安全阀总成	1	1	1	1	1	1
4	LZT300.80.012	Air vessel assembly	贮气筒焊接总成	1	1	1	1	1	1
5	GB/T5783	Bolt M8*20-Zn.D	螺栓M8×20 - Zn.D	8	8	8	8	8	8
6	GB96	Washer 8	垫圈8	8	8	8	8	8	8
7	GB/T848	Washer 8-140HV	垫圈8-140HV	4	4	4	4	4	4
8	GB6170	Nut M8-Zn.D	螺母M8-Zn.D	8	8	8	8	8	8
9	LZT300.80.037	Air braking hose unit	气制动软管组合件	2	2	2	2		
	LZT400.80A.038	Air braking hose unit	气制动软管组合件					2	2
10	LZT300.80.103	Snap joint	直管接头	2	2	2	2	2	2
11	LZT300.80.016	Air outlet assembly	出气管总成	1	1	1	1	1	1

续表1 Continued One

12	LZT300.80.013	Air inlet assembly	输气管总成	1	1	1	1	1	1
13	LZT300.80.104	Waste pipe joint	排气管接头	1	1	1	1	1	1
14	LZT300.80.011	Pneumatic braking valve assembly	气制动阀总成	1	1	1	1	1	1
15	GB/T93	Washer 10	垫圈10	2	2	2	2	2	2
16	GB/T5783	Bolt M10*20-Zn.D	螺栓M10×20-Zn.D	2	2	2	2	2	2
17	LZT300.80.014	Adjusting tension rod unit	调节杆合件	1	1	1	1	1	1
18	GB/T6170	Nut M10-Zn.D	螺母M10-Zn.D	1	1	1	1	1	1
19	GB/T882	Pin 10*28	销10×28	1	1	1	1	1	1
20	GB/T848	Washer 10	垫圈10	1	1	1	1	1	1
21	LZT300.80.105	Adjusting fork	调节叉	2	2	2	2	2	2
22	GB/T91	Pin 3.2*16	销3.2×16	1	1	1	1	1	1
23	LZT300.80.015	Compressor air outlet pipe assembly	空压机出气管总成	1	1	1	1		
	LZT400.80A.015	Compressor air outlet pipe assembly	空压机出气管总成					1	1
24	LZT300.80.101a	Pipe ferrule	管夹	2	2	2	2	2	2
25	LZT300.80.018	Compressor air outlet pipe assembly	空气压缩机	1	1	1	1	1	1
26	GB/T93	Washer 8	垫圈8	4	4	4	4	4	4
27	GB/T5783	Bolt M8*35-Zn.D	螺栓M8×35-Zn.D①	4	4	4	4	4	4
		Bolt M8*100-Zn.D	螺栓M8×100-Zn.D②	4	4	4	4	4	4
<p>注：①用于郅成气泵，②选装，用于龙口气泵。          ① Adopt Model Yuncheng Air pump,② Adopt Model Longkou Air pump</p>									