

New generation of multifunctional LEX series
TOOL CARRIER

LEX_{T10/T12}



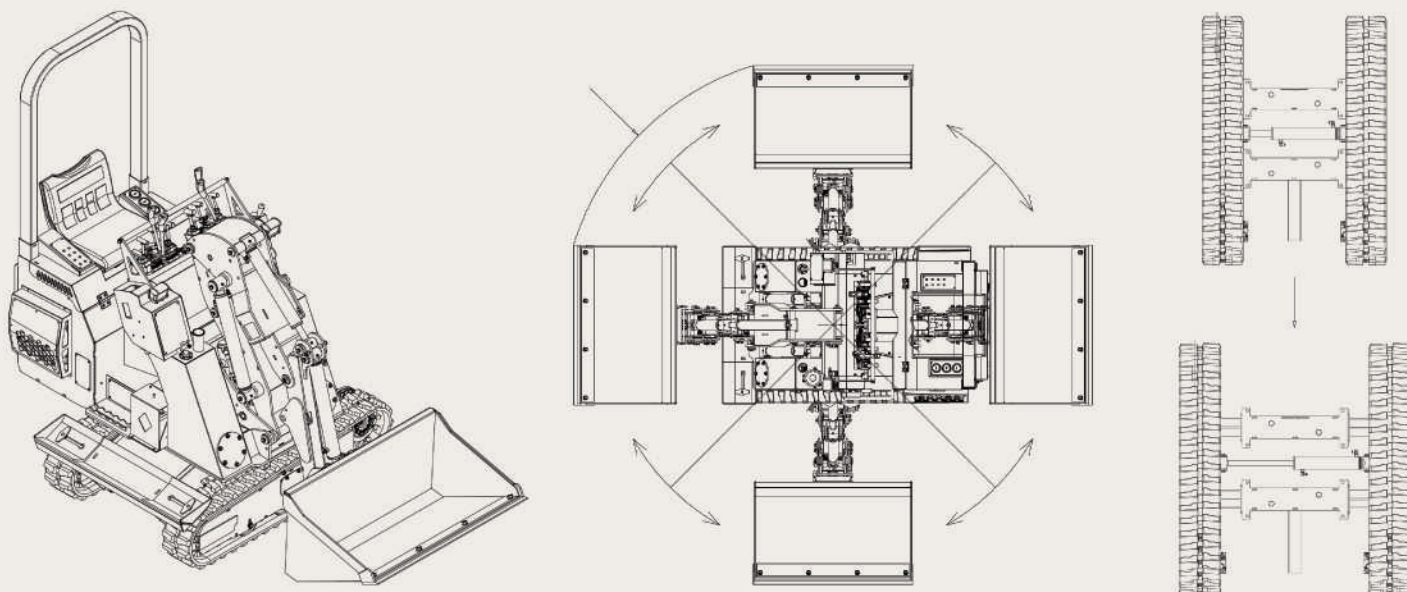
Bawoo Bawoo Company Corp.

<https://tractormanualz.com/>

The LEX.
The revolution is here.
More than a machine or a tool.
It's just not transporting, not digging.
Versatility is the name of the game for LEX T series.



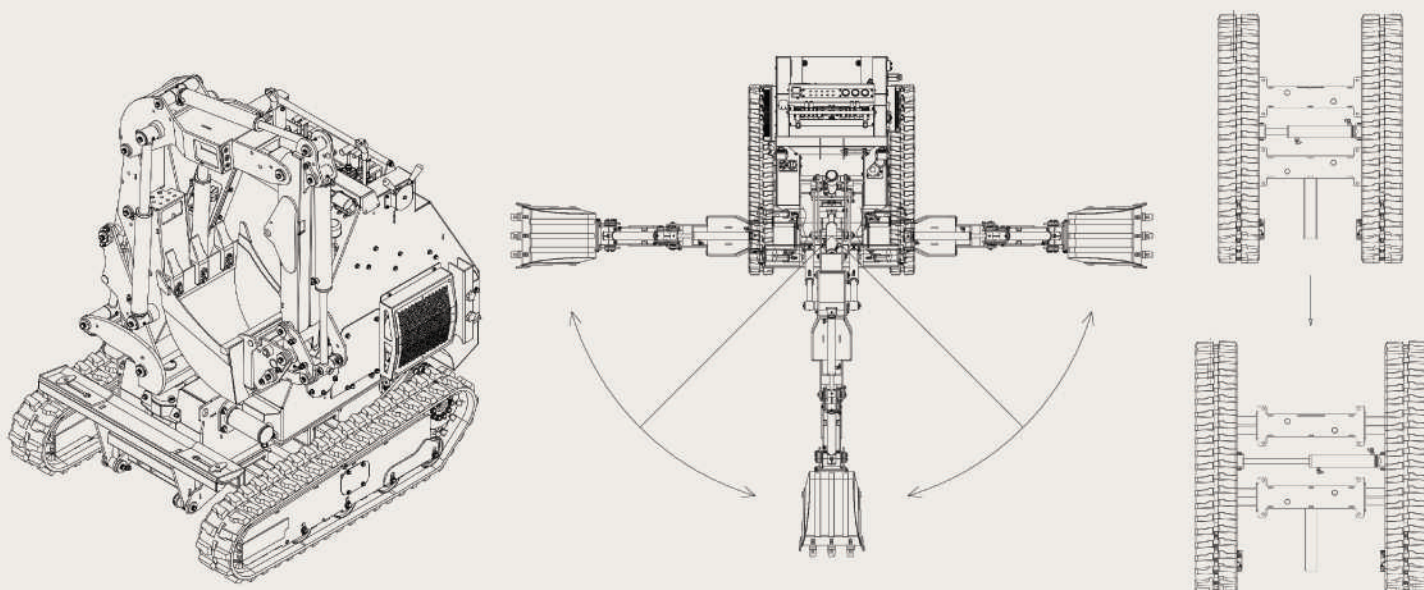
LEX T12 : Seat Type, 360degree rotation



Multi tool carrier LEX T series is combination of compact equipment breeds (mini excavator, mini track loader and attachments). Its aimed at redefining the word "Versatility", helping you with every job on a project site. Meet with the mini skid steer loader and mini excavator by only one LEX. Hydraulic quick hitch plate on the front can handle various implements, making LEX extremely versatile.



LEX T10 : Stand Type, 180degree rotation



LEX T12

The toughest challenges are no match for the versatile T12. When your jobsites demand long-lasting durability and performance, you need LEX T12, the perfect multi tool carrier for a variety of jobs large and small. Integrated mini loader system and excavator system gives you greater capability and effortless maneuverability so you can get more done with less time.



BAWOO's another giant step in innovation!

43LPM, Retractable undercarriage, 2speed, Multiple working mode, Hydraulic quick hitch

- 29.1HP diesel engine, Hydrostatic drive and 41LPM of auxiliary hydraulic flow provides exceptional power to T12 functions and delivers added power to the attachment for enhanced productivity on landscape and irrigation jobs.
- LEX T12 is equipped with 2 travels speeds.
- Retractable undercarriage system makes LEX T12 an ideal choice for passing through gates or enhancing stability while working.
- LEX T12 is handy for any digging operation with its whopping 360degree excavator sweep and the skid steer loader mode can handle various implements, making it extremely versatile.
- Bawoo hydraulic quick hitch allows safe, rapid attachment change without leaving the operating position minimising downtime.
- LEX T12 is engineered to operate in confined spaces.
- Multiple working modes to perform various application. Its very easy to switch between work modes. Just flick a switch and then you are in the work mode you need.
- A dedicated, integrated loading system and digging system enables productive loading and ability to handle tasks requiring more strength and power.
- Built for heavy duty operation. LEX T12 is designed for overall machine longevity.
- We are targeting T12 that work in demolition, material handling, commercial excavation, utility contractors and restoration.

LEX T10

Stand on multi tool carrier LEX T10 is more consistent footings than an excavator or an mini loader.

LEX T10 is the most powerful and durable machine in its horsepower class with an integrated digging system.

The innovative machine is ideal for creating footings on residential or commercial properties, installing drainage pipe and other landscape applications.



Innovative, Construction-grade Design

43LPM, Retractable undercarriage, Hydraulic quick hitch, Multiple working mode, Working at confined space

- With 29.1HP diesel engine, Hydrostatic drive and 43LPM of auxiliary hydraulic flow, T10 can perform a tremendous range of work - loading trucks, angering holes, lifting pallets of brick, trenching drainage, and so on.
- The stand-on platform keeps operators out of mud and debris and reduce fatigue. Large platform offers more room and greater comfort for the operator. For safety, system will neutralize when operator leave the platform.
- T10 maintenance points are easily accessible, helping to keep it running smoothly and saving customers time and money.
- Bawoo's simple control system in line provides highly responsive steering with little or no vibration feedback. Simple and easy to understand controls help minimize operator fatigue.
- T10 is designed for quick and easy serviceability to perform daily service checks and routine maintenance. Operator can access to engine, battery, filters and major parts easily.
- With hydraulic quick hitch, attachments can be changed with the hydraulic system under pressure, making multitasking quicker and simpler. This feature allows the operator to switch out attachments without ever leaving the seat.
- Stable and retractable undercarriage system offers optimum traction and flotation with minimal compaction. Rubber track reduce damage to lawns and other established areas while supplying added traction on slopes and slippery surfaces. Dust cover we designed do not allow gravel or soil into track for applications on paved or finished surfaces.

<https://tractormanualz.com/>

Attachments

You can use some of skid steer loader attachments on the excavator end as well. LEX T series are great tool for job sites that need handle all of their landscaping, road work, grading and construction needs.



TRENCHER

- Ideal for cutting into the ground and creating a trench through all soil conditions.
- Digging trenches for utility and irrigation systems, power and water lines.
- Cutting depth : up to 900mm
- Cutting width : 150mm



PALLET FORK

- Ideal for carrying bulky, bagged or palletized materials quickly and easily.
- Length height : 900 750mm




COMPACT ROUND TRENCHER

- Ideal for cutting into the ground and creating a trench through all soil conditions.
- Digging trenches for utility and irrigation systems, power and water lines.
- Cutting depth : 350mm
- Cutting width : 90mm



CLAMP

- Ideal for handling nearly any types of paper carton, wooden carton, metal carton and baled products.
- Working width : 700mm



SOIL CONDITIONER

- Ideal for preparing the land and laying a good foundation with separating rocks and debris.
- Grading, leveling, filling and pulverizing clumps of soil.
- Working width : 900mm



GRAPPLE

- Ideal for handling bulky material, brush, logs and landscaping stones with powerful bite in landscaping, demolition, construction and buildings and grounds maintenance.



FLAIL BRUSH CUTTER

- Ideal for clearing brush, thick grass, small branches and saplings on ditches, trails, hillsides, roadways and other hard-to-reach places with the long reach of the excavator.
- Working width : 658mm



AUGER

- Ideal for digging vertical holes, installing fence posts, planting trees.



ROTARY BRUSH CUTTER

- Ideal for clearing brush and small trees easily in agriculture, municipalities, landscaping, utility and parks-and-recreation departments.
- Mulching branches and saplings.
- Working width : 900mm



BREAKER

- Ideal for breaking through concrete, rock, and asphalt easier with the powerful force.



SWEEPER

- Ideal for sweeping loose materials and cleaning surface of debris.
- Sweeping and cleaning up parking lots, warehouse, docks and construction sites.
- Working width : 950mm



4 IN 1 BUCKET

- Ideal for grappling, dozing, levelling, loading, digging and dumping.
- Bucket capacity : 0.131m3

* Spec. and design are subject to change without notice.

* For more attachment's information, visit website www.cowloader.co.kr

<https://tractormanualz.com/>

Specifications

LEX T12

LOADER	T12
Overall operating height (to top of bucket)	3,280mm
Overall operating height (to hinge pin)	2,430mm
Overall height	2,130mm
Overall length (with bucket)	2,673mm
Overall length (without bucket)	2,005mm
Overall width (normal)	1,070mm
Overall width (expanded)	1,280mm
Overall width (w/o bucket)	1,065mm
Tread width (Track gauge)	810mm
Length of track on ground	1,050mm
Ground clearance	117mm
Dump angle	47.5°
Dump height	1,652mm
Dump reach	865mm
Rollback at ground	38.4°
Turn circle front (without bucket)	879mm
Turn circle front (with bucket)	1,678mm
Turn circle rear	1,055mm
Departure angle	50°

EXCAVATOR	T12
Max. digging radius	3,383mm
Max. digging radius at Ground Level	3,321mm
Max. digging depth	2,036mm
Max. digging height	3,074mm
Max. dumping height	1,782mm
Min. swing radius of front part	1,544mm
Max. digging force	1,700kgf
Swing angle	360°

Performance	T12
Operating capacity (L)	400kg
Tipping load (L)	610kg
Operating weight	1,800kg
Bucket capacity (L/E)	0.215m ³ /0.04 m ³
Drive	Crawler type
Travel speed	For travel: L-2.6km/h H-5.4km/h For working: L-1.3km/h H-2.7km/h
Swing speed	8.6LPM
Tire (Track)	230mm x 72P x 43L
Blade (manual type)	Min.1004mm / Max.1244mm

Major parts	T12
Engine	Kubota D1305 29.1HP
Hydraulic pump	Gear type (double pump) (7.6*7.6)cc*(15.4*7.6)cc
Drive motor	1st : 307cc2nd : 611cc
Swing motor	400cc
Aux. hydraulics	Standard:21.5L / High flow:43L 210bar

LEX T10

LOADER	T10
Overall operating height (to top of bucket)	3,290mm
Overall operating height (to hinge pin)	2,655mm
Overall height	1,620mm
Overall length (with bucket)	2,650mm
Overall length (without bucket)	2,068mm
Overall width (normal)	1,020mm
Overall width (expanded)	1,230mm
Overall width (w/o bucket)	1,004mm
Tread width (Track gauge)	811mm
Length of track on ground	1,118mm
Ground clearance	120mm
Dump angle	47.5°
Dump height	1,720mm
Dump reach	830mm
Rollback at ground	42.5°
Turn circle front (without bucket)	827mm
Turn circle front (with bucket)	1,617mm
Turn circle rear	1,042mm
Departure angle	25°

EXCAVATOR	T10
Max. digging radius	2,954mm
Max. digging radius at Ground Level	2,865mm
Max. digging depth	2,017mm
Max. digging height	3,315mm
Max. dumping height	2,014mm
Min. swing radius of front part	774mm
Max. digging force	2,000kgf
Swing angle	180°

Performance	T10
Operating capacity (L)	350kg
Tipping load (L)	540kg
Operating weight	1,600kg
Bucket capacity (L/E)	0.14 m ³ /0.04 m ³
Drive	Crawler type
Travel speed	For travel : 5.6km/h For working : 2.8km/h
Swing speed	8.6LPM
Tire (Track)	180mm x 72P x 43L
Blade (manual type)	Min.1004mm / Max.1244mm

Major parts	T10
Engine	Kubota D1305 29.1HP
Hydraulic pump	Gear type (double pump) (7.6*7.6)cc*(15.4*7.6)cc
Drive motor	213cc
Swing motor	400cc
Aux. hydraulics	Standard:21.5L / High flow:43L 210bar

* Spec. and design are subject to change without notice.

"In the name of BAWOO COMPANY CORP., there are quality and satisfaction by continuous technical development." We're growing the line. The multi tool carrier class has definitely filled a gap between mini excavators and compact track loaders.

All new style & performance.

No matter what your line of work, "Construction, Landscaping, Demolition or Farming"

You will complete your jobs more effectively with LEX T series.

LEX T series is perfect piece of equipment for just about everybody and most of project site.



Bawoo Bawoo Company Corp.

#60-4gil 3rd Industrial zone, Buk-myun, Jeongeup,
Jeonbuk, Korea 580-924

Tel: 82-63-532-2700 Fax: 82-63-214-4175

URL: www.cowloader.co.kr or www.bawoocompany.co.kr

E-mail: skid2000@cowloader.co.kr

<https://tractormanualz.com/>

