

ERSATZTEILLISTE
PARTS LIST
LISTA DE RECAMBIOS
LISTE DE PIECE DE
RECHANGE



Art.Nr.:5056137105

Weidemann GmbH & Co. KG


Inhaltsverzeichnis Table of contents Table des matières Índice

ET Liste 1370 CX50 ET Liste 1370 CX50 ET Liste 1370 CX50 ET Liste 1370 CX50.....	1
1370 CX50 1370 CX50 1370 CX50 1370 CX50.....	8
Inhaltsverzeichnis Table of contents Table des matières Índice.....	8
Servicesatz Service kit Trousse de service Kit de servicio.....	10
Mittelgelenk Central link Lien central Enlace central.....	12
Vorder und Hinterwagen Car front and rear Avant et arrière de l'automobile Auto, delante. y trasera	14
Trittplatte Step board Marchepied Estribo.....	18
Fahrerschutzdach und Bügel Safety roof driver Circuit d'attaque du toit de sécurité Techo de seguridad conductor.....	22
Motorhaube Bonnet Bonnet Capó	24
Dämmatten Silencing foam set Jeu de mousse insonorisante Juego de espuma silenciadora.....	28

Inhaltsverzeichnis Table of contents Table des matières Índice

Ladeschwinge 915 Loading rocker 915 Culbuteur de chargement 915 Brazo de carga 915	30
Ladeschwinge 920 Loading rocker 920 Culbuteur de chargement 920 Brazo de carga 920	34
Motor Engine Moteur Motor	38
Auspuff und Luftfilter Exhaust and air filter Echappement et filtre à air Escape y filtro de aire	42
Gasbetätigung Gas operation Exploitation du carburant Operación de gas	44
Kraftstoffanlage Fuel system Système de carburant Sistema de combustible	46
Elektrische Anlage ohne Beleuchtung Electrical system without lighting Système électrique sans éclairage Sistema eléctrico sin iluminación	50
Elektrische Anlage mit Beleuchtung Electrical system with lighting Système électrique avec éclairage Sistema eléctrico con iluminación	54
Armaturentafel starr Rigid instrument panel Panneau d'instruments rigide Rigid instrument panel	58
Armaturentafel neigungsverstellbar Instrument panel adjustable Panneau d'instruments ajustable Panel de instrumentos regulable.....	62

Hydraulikschaltplan Hydraulic circuit diagram Diagramme de circuit hydraulique Diagrama de circuito hidráulico	66
Verstellpumpe Variable delivery pump Pompe à débit variable Bomba distribución variable	68
Fahrhydraulik Drive hydraulics Entraînement hydraulique Hidráulica de accionamiento	70
Lenkanlage Steering system Système de direction Hidráulica de dirección	74
Hydraulikanlage MV Hydraulic system MV Système hydraulique MV Sistema hidráulico MV	78
Hydraulikanlage HV Hydraulic system HV Système hydraulique HV Sistema hidráulico HV	82
Steuerventil Control valve Valve de contrôle Válvula de control	86
Bremsanlage Brake system Système de freinage Sistema de frenos	88
Vorderachse -ZF Bremse (4472004095) Front axle -ZF Brake (4472004095) Essieu avant -ZF Frein (4472004095) Eje frontal - ZF Freno (4472004095)	92
Vorderachse -ZF Antrieb (4472004095) Front axle -ZF Drive (4472004095) Essieu avant -ZF Entraînement (4472004095) Eje frontal -ZF Transmisión (4472004095)	96




























Section	Page
Introduction	1
Specifications	2
Operation	3
Maintenance	4
Troubleshooting	5
Parts List	6
Index	7











Tractor Maintenance Schedule

Item	Frequency	Notes
Oil Change	Every 100 hours	Check oil level before starting
Filter Change	Every 200 hours	Replace air, fuel, and hydraulic filters
Lubrication	Every 50 hours	Lubricate all greasable points
Fluid Levels	Check before each use	Check coolant, brake, and transmission fluid
Belts and Hoses	Inspect every 100 hours	Look for wear, cracks, and leaks
Brake Pads	Inspect every 200 hours	Replace if worn or damaged
Clutch	Inspect every 200 hours	Check for proper engagement
Steering	Inspect every 100 hours	Check steering linkage and tires
Lighting	Check before each use	Ensure all lights are working
General Inspection	Before each use	Check for loose bolts and damage



Tractor Maintenance Schedule

Item	Frequency	Notes
Oil Change	Every 100 hours	Check oil level before starting
Filter Change	Every 200 hours	Replace air, fuel, and hydraulic filters
Lubrication	Every 50 hours	Lubricate all greasable points
Fluid Levels	Check before each use	Check coolant, brake, and transmission fluid
Belts and Hoses	Inspect every 100 hours	Look for cracks and wear
Brake Pads	Inspect every 200 hours	Replace if worn
Clutch Disc	Inspect every 200 hours	Replace if worn
Drive Shafts	Inspect every 200 hours	Check for damage and lubricate
Wheels and Tires	Inspect every 100 hours	Check tire pressure and tread
Lighting	Check before each use	Ensure all lights are working
Safety	Check before each use	Ensure PTO and safety features are functional



Item No.	Description	Quantity	Unit	Price	Total
1
2
3
4
5
6
7
8
9
10
11
12
13
14
15
16
17
18
19
20
21
22
23
24
25
26
27
28
29
30
31
32
33
34
35
36
37
38
39
40
41
42
43
44
45
46
47
48
49
50
51
52
53
54
55
56
57
58
59
60
61
62
63
64
65
66
67
68
69
70
71
72
73
74
75
76
77
78
79
80
81
82
83
84
85
86
87
88
89
90
91
92
93
94
95
96
97
98
99
100











Tractor Maintenance Schedule

Item	Frequency	Notes
Oil Change	Every 100 hours	Check oil level before starting
Filter Change	Every 200 hours	Replace air, fuel, and hydraulic filters
Lubrication	Every 50 hours	Lubricate all greasable points
Fluid Levels	Check before each use	Check coolant, brake, and transmission fluid
Belts and Hoses	Inspect every 100 hours	Look for wear, cracks, and leaks
Brake Pads	Inspect every 200 hours	Replace if worn or damaged
Clutch Disc	Inspect every 200 hours	Replace if worn or damaged
Drive Shafts	Inspect every 200 hours	Check for wear and damage
Wheels and Tires	Inspect every 100 hours	Check tire pressure and tread
Lighting	Check before each use	Ensure all lights are working
Safety	Check before each use	Ensure PTO and other safety features are working



















[Blurred header text]

[Blurred main body text]







Item No.	Description	Quantity	Unit	Remarks
1
2
3
4
5
6
7
8
9
10
11
12
13
14
15
16
17
18
19
20
21
22
23
24
25
26
27
28
29
30
31
32
33
34
35
36
37
38
39
40
41
42
43
44
45
46
47
48
49
50

Section	Page	Section	Page	Section	Page	Section	Page	Section	Page
1	1	11	11	21	21	31	31	41	41
2	2	12	12	22	22	32	32	42	42
3	3	13	13	23	23	33	33	43	43
4	4	14	14	24	24	34	34	44	44
5	5	15	15	25	25	35	35	45	45
6	6	16	16	26	26	36	36	46	46
7	7	17	17	27	27	37	37	47	47
8	8	18	18	28	28	38	38	48	48
9	9	19	19	29	29	39	39	49	49
10	10	20	20	30	30	40	40	50	50




Item	Part No.	Description	Quantity	Unit
1	100-1000	Engine	1	EA
2	100-1001	Transmission	1	EA
3	100-1002	Front Axle	1	EA
4	100-1003	Rear Axle	1	EA
5	100-1004	Front Suspension	1	EA
6	100-1005	Rear Suspension	1	EA
7	100-1006	Front Wheel	2	EA
8	100-1007	Rear Wheel	2	EA
9	100-1008	Front Brake	1	EA
10	100-1009	Rear Brake	1	EA
11	100-1010	Front Steering	1	EA
12	100-1011	Rear Steering	1	EA
13	100-1012	Front Drive Shaft	1	EA
14	100-1013	Rear Drive Shaft	1	EA
15	100-1014	Front PTO	1	EA
16	100-1015	Rear PTO	1	EA
17	100-1016	Front Hitch	1	EA
18	100-1017	Rear Hitch	1	EA
19	100-1018	Front Blade	1	EA
20	100-1019	Rear Blade	1	EA
21	100-1020	Front Mower	1	EA
22	100-1021	Rear Mower	1	EA
23	100-1022	Front Loader	1	EA
24	100-1023	Rear Loader	1	EA
25	100-1024	Front Bucket	1	EA
26	100-1025	Rear Bucket	1	EA
27	100-1026	Front Tire	2	EA
28	100-1027	Rear Tire	2	EA
29	100-1028	Front Valve	1	EA
30	100-1029	Rear Valve	1	EA
31	100-1030	Front Hose	1	EA
32	100-1031	Rear Hose	1	EA
33	100-1032	Front Filter	1	EA
34	100-1033	Rear Filter	1	EA
35	100-1034	Front Pump	1	EA
36	100-1035	Rear Pump	1	EA
37	100-1036	Front Motor	1	EA
38	100-1037	Rear Motor	1	EA
39	100-1038	Front Switch	1	EA
40	100-1039	Rear Switch	1	EA
41	100-1040	Front Light	1	EA
42	100-1041	Rear Light	1	EA
43	100-1042	Front Horn	1	EA
44	100-1043	Rear Horn	1	EA
45	100-1044	Front Bell	1	EA
46	100-1045	Rear Bell	1	EA
47	100-1046	Front Alarm	1	EA
48	100-1047	Rear Alarm	1	EA
49	100-1048	Front Siren	1	EA
50	100-1049	Rear Siren	1	EA




Tractor Manual











Tractor Maintenance Schedule

1. Daily Checks	2. Weekly Checks	3. Monthly Checks	4. Quarterly Checks	5. Annual Checks
-----------------	------------------	-------------------	---------------------	------------------










Tractor Manual

1	Introduction
2	Specifications
3	Operation
4	Maintenance
5	Troubleshooting
6	Parts List
7	Diagram
8	Index






















Blurred Column 1	Blurred Column 2	Blurred Column 3	Blurred Column 4	Blurred Column 5	Blurred Column 6	Blurred Column 7	Blurred Column 8
Blurred Row 1	Blurred Row 1	Blurred Row 1	Blurred Row 1	Blurred Row 1	Blurred Row 1	Blurred Row 1	Blurred Row 1
Blurred Row 2	Blurred Row 2	Blurred Row 2	Blurred Row 2	Blurred Row 2	Blurred Row 2	Blurred Row 2	Blurred Row 2
Blurred Row 3	Blurred Row 3	Blurred Row 3	Blurred Row 3	Blurred Row 3	Blurred Row 3	Blurred Row 3	Blurred Row 3
Blurred Row 4	Blurred Row 4	Blurred Row 4	Blurred Row 4	Blurred Row 4	Blurred Row 4	Blurred Row 4	Blurred Row 4
Blurred Row 5	Blurred Row 5	Blurred Row 5	Blurred Row 5	Blurred Row 5	Blurred Row 5	Blurred Row 5	Blurred Row 5
Blurred Row 6	Blurred Row 6	Blurred Row 6	Blurred Row 6	Blurred Row 6	Blurred Row 6	Blurred Row 6	Blurred Row 6
Blurred Row 7	Blurred Row 7	Blurred Row 7	Blurred Row 7	Blurred Row 7	Blurred Row 7	Blurred Row 7	Blurred Row 7
Blurred Row 8	Blurred Row 8	Blurred Row 8	Blurred Row 8	Blurred Row 8	Blurred Row 8	Blurred Row 8	Blurred Row 8
Blurred Row 9	Blurred Row 9	Blurred Row 9	Blurred Row 9	Blurred Row 9	Blurred Row 9	Blurred Row 9	Blurred Row 9
Blurred Row 10	Blurred Row 10	Blurred Row 10	Blurred Row 10	Blurred Row 10	Blurred Row 10	Blurred Row 10	Blurred Row 10



























Section	Page
Introduction	1
Specifications	2
Operation	3
Maintenance	4
Troubleshooting	5
Parts List	6
Index	7

