



**Our most powerful
electric skid steer loader.**

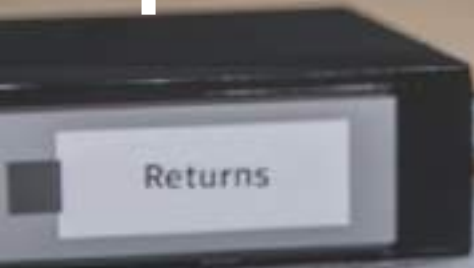
ELISE 1200^{MK3}

first.green

Perfect
for **heavy**
tasks.



Convenient and
maintenance-free,
operation.



Powered with technology.

Elise 1200. Our large capacity battery powered loader represents the highest technology and years of experience of FIRSTGREEN Industries.



Battery endurance

6+ hours

Dependant on use, conditions and configuration

Hinge pin height

3665 mm

384 mm higher reach than the competing average

Battery capacity

400 Ah

With hot-swap battery capability



100% electric, extremely low noise, 0 emission

On stock in 3 days

Lithium battery available

Low operational costs

Retrofitable modular construction

Microspeed for precise control

Self-leveling gyro platform

Chassis clearance

262 mm

44 mm higher
than competing average

Remote control

50 m

15 m with
smart app

Loading capacity

1200 kg

Suitable for
heavy construction tasks

Technical specs.



GENERAL SPECIFICATIONS

Rated load capacity 1 200 kg

Tipping load 2 400 kg

Minimum travel speed 0.15 km/h

Maximum speed 12 km/h

Maximum travel speed 12 km/h

MOTOR

Electric engine type 3x Best Motor

Rated power 3x10 kW

Maximum power 3x27 kW

Maximum torque 3x160 Nm

TUNE-UP YOUR MACHINE

Options

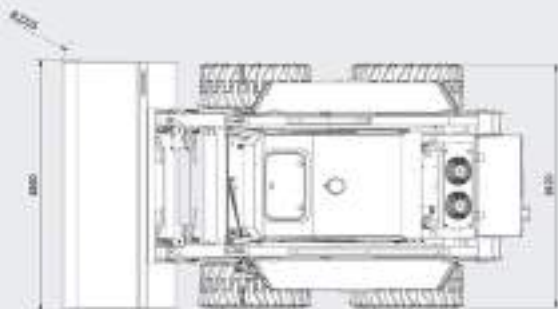
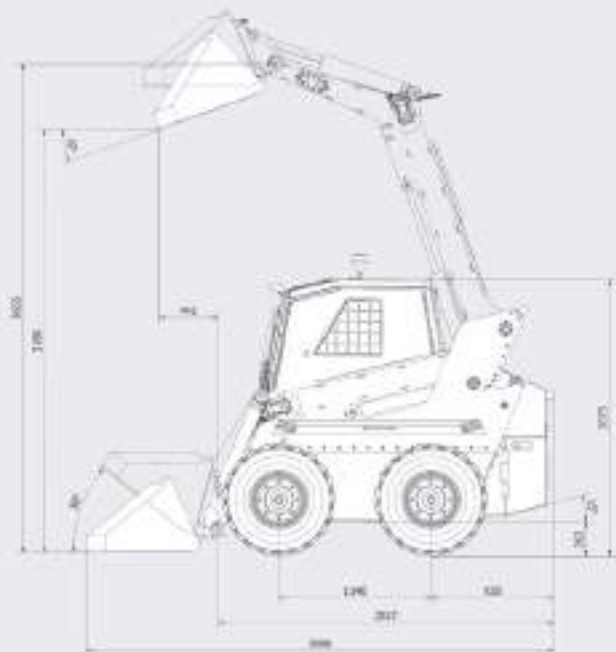
- Air conditioning
- Windowless cabin re-build set
- Hard-mounted display
- Rubber or steel track set for increased traction
- Cable set pre-install for electric attachments
- Danfoss remote control
- Lifting points
- Set of wheels with universal tires, heavy terrain tires, smooth surface tires or solid tires
- Set of marking and accessories for road operation
- Lithium battery with capacity 420 Ah and fast charging capability
- Lead-acid battery with capacity 400 Ah

Standard features

- External battery charger
- Electric heater
- Extended battery cover opening
- GPS module
- Apple/Android smartphone with control app
- Rear-view camera
- Left and right rear view mirrors
- Mandatory lightning
- Front work light
- Rear work lights
- Orange beacon light
- Travel alarm
- Emergency exit window
- Front roller sunshade
- Roof tinted glass
- Windscreen wiper with washer
- Safety reinforced cab
- Seat, door and seatbelt sensors
- Speed coupler – SAE J2513
- Self leveling bucket system
- Multiple control option – ISO, H pattern and inverted H pattern

Compare technical specifications for this product online at [first.green](https://www.first.green)

ELISE 1200



WEIGHTS

Rated operating weight 3 800 kg

Total weight of the loader 5 000 kg

HYDRAULICS

Hydraulic oil pressure 180 Bar

Hydraulic oil flow 65 l/min

Hydraulic oil reservoir 40 l

Maintenance



Logistics



Construction



Forestry



Agriculture



With a wide range of attachments.



Standard bucket



Concrete mixer




Pallet forks



Hammer



Auger



... plus 34 other attachments
on first.green



For more FIRSTGREEN products, visit
first.green

+420 737 633 733, info@first.green